

# **Board of Education Workshop/Business Meeting**

Tuesday, July 23, 2024 6:00 PM

D300 Central Office - Anne B Miller Boardroom, 2550 Harnish Drive, Algonquin, IL 60102

## **1. Call to Order**

1.1. Roll Call

## **2. Closed Session, 6:00pm-6:30pm**

2.1. Motion to go into closed session for the purpose of discussing: 1. The appointment, employment, compensation, discipline, performance, or dismissal of specific employees of the public body 2(c)(1); 2. Collective negotiating matters between the public body and its employees or their representatives, or deliberations concerning salary schedules for one or more classes of employees 2(c)(2); 3. The selection of a person to fill a public office 2(c)(3); 4. Litigation 2(c)(11); and 5. Security procedures, school building safety and security, and the use of personnel to respond to an actual, a threatened or a reasonably potential danger to the safety of employees, students, staff, the public or public property 2(c)(8).

2.2. Motion to suspend closed session

## **3. Reconvene in Open Session at 6:30pm**

3.1. Roll Call

## **4. Pledge of Allegiance**

## **5. Approval of the Agenda**

## **6. Recognition**

6.1. Illinois Sub of the Year

6.2. Staff Introductions

**7. Public Participation: Members of the public, especially residents of District 300, are welcome to contribute during public participation. To do so, you must sign up electronically via a computer located in the Central Office lobby between 6:00-6:30pm, or the start of the open meeting; be 18 years old or older or have a parent/legal guardian present with you, give your full name and respectfully state your comments, and you are not permitted to mention the names of specific staff members or students. The Board will not respond in this forum but will thoughtfully consider your statements.**

## 8. Board Announcements

8.1. School Board member vacancy

## 9. Superintendent Report

9.1. Summer School Programming Overview

## 10. Board Discussion

10.1. Board Committee Reports

10.2. Board Discussion

## 11. Consent Items

11.1. Approval of Board Meeting Minutes for June 25, 2024

11.2. Approval of Disposal Report

11.3. Approval of Bills Payable

11.4. Approval of Treasurer's Report

11.5. Approval of Human Resources Report

11.6. Approval of Freedom of Information Act Report

## 12. Roll Call Action Items

12.1. Approval of Hearing Program & Lease Agreement (Renewal)

12.2. Approval of JHS Sanitary Line & Auditorium Change Order

12.3. Approval of Education Services Software Contract (Renewal)

12.4. Approval of Food Service Contract (Renewal)

12.5. Approval of Technology Services Contract (Renewals)

12.6. Approval of Family Service Association of Greater Elgin MOU

12.7. Approval of Elgin Community College Articulated Dual Credit

## 13. Closed Session

13.1. Motion to go into closed session for the purpose of discussing: 1. The appointment, employment, compensation, discipline, performance, or dismissal of specific employees of the public body 2(c) (1); 2. Collective negotiating matters between the public body and its employees or their representatives, or deliberations concerning salary schedules for one or more classes of employees 2(c) (2); 3. The selection of a person to fill a public office 2(c) (3); 4. Litigation 2(c) (11); and 5. Security

procedures, school building safety and security, and the use of personnel to respond to an actual, a threatened or a reasonably potential danger to the safety of employees, students, staff, the public or public property 2(c) (8).

13.2. Motion to adjourn closed session

#### 14. **Reconvene in Open Session**

14.1. Roll Call

#### 15. **Adjournment**

**Community Unit School District 300 Monthly  
Fixed Asset Disposals  
07/01/2024**

Date Submitted	Location	Type	Manufacturer / Publisher	Model/Title	Serial #	Tag	Reason for Disposal	Method of Disposal
6/3/2024	GVES	Box of Misc. Cables	N/A	N/A	N/A	N/A	Broken	Tech Recycle
6/3/2024	GVES	Docking Station	Lenovo	ThinkPad Basic	1S40AGM3G012YW	N/A	Broken	Tech Recycle
6/3/2024	GVES	Docking Station	Lenovo	ThinkPad Basic	1S40AGM5G002B2	N/A	Broken	Tech Recycle
6/3/2024	GVES	Docking Station	Lenovo	ThinkPad Basic	1S40AGM5G01MM7	N/A	Broken	Tech Recycle
6/3/2024	GVES	Docking Station	Lenovo	ThinkPad Basic	1S40AGM3G01A15	N/A	Broken	Tech Recycle
6/3/2024	GVES	Smart Speaker	SMART	SBA-R1-NA	N/A	N/A	Broken	Tech Recycle
6/3/2024	GVES	Smart Speaker	SMART	SBA-R1-NA	N/A	N/A	Broken	Tech Recycle
6/3/2024	GVES	Smart Speaker	SMART	SBA-R1-NA	N/A	N/A	Broken	Tech Recycle
6/3/2024	GVES	Stylus Mount	SMART	N/A	N/A	N/A	Broken	Tech Recycle
6/3/2024	GVES	Monitor	DELL	1908FPb	CN0G313H742618B068TL	N/A	Broken	Tech Recycle
6/3/2024	GVES	Monitor	DELL	1908FPb	CN0UH837482206AD04Q6	T009373	Broken	Tech Recycle
6/3/2024	GVES	Monitor	DELL	1908FPb	CN0KU7897161885LGA6S	T017882	Broken	Tech Recycle
6/3/2024	GVES	Monitor	DELL	1908FPb	CN0G313H742618B0683L	N/A	Broken	Tech Recycle
6/3/2024	GVES	Desk Phone	MITEL	5212 IP Phone	N/A	N/A	Broken	Tech Recycle
6/4/2024	LWS	tablet	Apple	iPad 32GB	DKVGP25LDFHY	T24333	Broken	Tech Recycle
6/4/2024	LWS	battery	Dell	N/A	N/A	N/A	Broken	Tech Recycle
6/4/2024	LWS	speaker	Dell	N/A	CNOC730C716231380424	N/A	Broken	Tech Recycle
6/4/2024	LWS	monitor	Dell	1901FP	CN05Y2327161845EABVD	T005199	Broken	Tech Recycle
6/4/2024	LWS	phone	mitel	5340 IP Phone	AVAEX4016	N/A	Broken	Tech Recycle
6/4/2024	LWS	tape/cd player	EIKI	8080	N/A	N/A	Broken	Tech Recycle
6/4/2024	LWS	box of old lab mice (75)	various	N/A	N/A	N/A	Broken	Tech Recycle
6/4/2024	LWS	Asus cb charger	Asus	N/A	N/A	T77529	Obsolete	Tech Recycle
6/4/2024	LWS	Asus cb charger	Asus	N/A	N/A	T74322	Obsolete	Tech Recycle
6/4/2024	LWS	Asus cb charger	Asus	N/A	N/A	T70284	Obsolete	Tech Recycle
6/4/2024	LWS	Asus cb charger	Asus	N/A	N/A	T90463	Obsolete	Tech Recycle
6/4/2024	LWS	Asus cb charger	Asus	N/A	N/A	T90879	Obsolete	Tech Recycle
6/4/2024	LWS	Asus cb charger	Asus	N/A	N/A	T73107	Obsolete	Tech Recycle
6/4/2024	LWS	Asus cb charger	Asus	N/A	N/A	T66912	Obsolete	Tech Recycle
6/4/2024	LWS	Asus cb charger	Asus	N/A	N/A	T71359	Obsolete	Tech Recycle
6/4/2024	LWS	Asus cb charger	Asus	N/A	N/A	T71014	Obsolete	Tech Recycle
6/4/2024	LWS	Asus cb charger	Asus	N/A	N/A	T88116	Obsolete	Tech Recycle
6/4/2024	LWS	Asus cb charger	Asus	N/A	N/A	T82374	Obsolete	Tech Recycle
6/4/2024	LWS	Asus cb charger	Asus	N/A	N/A	T88041	Obsolete	Tech Recycle
6/4/2024	LWS	Box of chargers (no asset tags)	various	N/A	N/A	N/A	Obsolete	Tech Recycle
6/4/2024	LWS	Document Camera	Aver	U50	4.01022E+12	T60603	Broken	Tech Recycle
6/4/2024	LWS	Document Camera	Aver	U50	4.01022E+12	T60576	Broken	Tech Recycle
6/4/2024	LWS	Document Camera	Aver	U50	4.01022E+12	T61041	Broken	Tech Recycle
6/4/2024	LWS	Document Camera	Aver	U50	4.01022E+12	T60606	Broken	Tech Recycle
6/4/2024	LWS	Document Camera	Aver	U50	4.01022E+12	T60769	Broken	Tech Recycle
6/4/2024	LWS	Classroom Performance System	Pearson	N/A	N/A	N/A	Broken	Tech Recycle
6/4/2024	LWS	Monitor	Dell	E177FPb	CN0UH5724663376Q8PRU	T005935	Broken	Tech Recycle
6/4/2024	LWS	Monitor	Dell	1707FPf	CN0PM3727287285T09GL	T010389	Broken	Tech Recycle
6/4/2024	LWS	Monitor	Dell	1707FPf	CN0PM3727287285R1EES	N/A	Broken	Tech Recycle
6/4/2024	LWS	Monitor	Dell	P170Sf	CN0UH8374822065O046G	T26789	Broken	Tech Recycle
6/4/2024	LWS	Monitor	Dell	P170Sf	CN04G93X72872189LD0M	T28015	Broken	Tech Recycle
6/4/2024	LWS	Monitor	Dell	P170Sf	CN04G93X72872189LLWM	T28016	Broken	Tech Recycle
6/4/2024	LWS	Smart Control speaker	Smart	N/A	N/A	N/A	Broken	Tech Recycle
6/4/2024	LWS	Smart Control speaker	Smart	N/A	N/A	N/A	Broken	Tech Recycle
6/4/2024	LWS	Dock	Lenovo	40AG	M5G01LD9	N/A	Broken	Tech Recycle
6/4/2024	LWS	Dock	Lenovo	40AG	M3G01A27	N/A	Broken	Tech Recycle
6/4/2024	LWS	Printer	Dell	1720DN	7X8YTB1	T000846	Broken	Tech Recycle
6/4/2024	LWS	Keyboard	Dell	TH836	CN0TH8364475186304OH	N/A	Broken	Tech Recycle
6/4/2024	LWS	Box of Projector bulbs (2)	Epson	N/A	N/A	N/A	Broken	Tech Recycle
6/4/2024	ALES	Monitor	Dell	1708FPt	CN0C182J7444597FBN2S	T015909	Broken	Tech Recycle

6/4/2024	ALES	Monitor	Dell	P170St	CN0C2JMK7444598SAE0U	NA	Broken	Tech Recycle
6/4/2024	ALES	Monitor	Dell	E2011Ht	CN0GFCNV7444518FC02M	T28975	Broken	Tech Recycle
6/4/2024	ALES	Monitor	Dell	1909Wb	NA	T007589	Broken	Tech Recycle
6/4/2024	ALES	Projector lamp (2)	NEC	NP30LP	NA	NA	Broken	Tech Recycle
6/4/2024	ALES	Projector lamp (2)	NEC	NP33LP	NA	NA	Broken	Tech Recycle
6/4/2024	ALES	Keyboard	Dell	05695W	TH05695W3717123D0826	NA	Broken	Tech Recycle
6/4/2024	ALES	Keyboard	Dell	TH836	CN0TH8364475185F0582	NA	Broken	Tech Recycle
6/4/2024	ALES	Keyboard	Interlink Electronics	VP641010K	NA	NA	Broken	Tech Recycle
6/4/2024	ALES	Keyboard	Dell	KB212-B	NA	NA	Broken	Tech Recycle
6/4/2024	ALES	Printer	Brother	DCP-L2550DW	U64966D8N838477	T65847	Broken	Tech Recycle
6/4/2024	ALES	Printer	HP	LaserJet 1300n	CNBKK50177	T005284	Broken	Tech Recycle
6/4/2024	ALES	Printer	HP	LaserJet P3015	VNBCB1W37W	20120	Broken	Tech Recycle
6/4/2024	ALES	Phone	Mitel	5312 IP Phone	AVAF1536	NA	Broken	Tech Recycle
6/4/2024	ALES	CD/DVD Duplicator	Microboards	PX-DTS300	RPX3000061	T001867	Broken	Tech Recycle
6/4/2024	ALES	Document Camera	AVer Media	AverVision U50	4.01022E+12	T60548	Broken	Tech Recycle
6/4/2024	ALES	AC Adapter (3)	Various	NA	NA	NA	Broken	Tech Recycle
6/4/2024	ALES	Projector Remote (6)	Epson	145664100	NA	NA	Broken	Tech Recycle
6/4/2024	ALES	Surge Suppressor	Tripp-Lite	ISOBAR12ULTRA	9749AS0	T017370	Broken	Tech Recycle
6/4/2024	ALES	Overhead Projector	3M	OH1800AJC	307542	NA	Broken	Tech Recycle
6/4/2024	ALES	Toner Cartridge (4)	IKON	IKNC13X	NA	NA	Broken	Tech Recycle
6/10/2024	AMS	Phone	Mitel	5212 IP Phone	AVAFJ6009	NA	Broken	Tech Recycle
6/10/2024	AMS	Phone	Mitel	5212 IP Phone	AVAFJ0519	NA	Broken	Tech Recycle
6/10/2024	AMS	Phone	Mitel	5212 IP Phone	AVAFJ5397	NA	Broken	Tech Recycle
6/10/2024	AMS	Phone	Mitel	5212 IP Phone	AVAFI9825	NA	Broken	Tech Recycle
6/10/2024	AMS	Phone	Mitel	5212 IP Phone	AVAFI8271	NA	Broken	Tech Recycle
6/10/2024	AMS	Phone	Mitel	5212 IP Phone	AVAFI5801	NA	Broken	Tech Recycle
6/10/2024	AMS	Monitor	Dell	E2011Hc	CN02H2VM641801AK16WS	NA	Broken	Tech Recycle
6/10/2024	AMS	Monitor	Dell	1708FPb	CN0FP8167426185R0U5A	NA	Broken	Tech Recycle
6/10/2024	AMS	Monitor	Lenovo	L12013pwA	V1006917	T27540	Broken	Tech Recycle
6/10/2024	AMS	Monitor	Dell	E157FPte	CN0XM180737917903610	T26259	Broken	Tech Recycle
6/10/2024	AMS	Monitor	Dell	G2210t	CN0U165K7444598KBZCL	T24381	Broken	Tech Recycle
6/10/2024	AMS	Speaker	Smart Technologies	SBA	NA	NA	Broken	Tech Recycle
6/10/2024	AMS	Speaker	Smart Technologies	SBA	NA	NA	Broken	Tech Recycle
6/10/2024	AMS	Speaker	Smart Technologies	SBA	NA	NA	Broken	Tech Recycle
6/10/2024	AMS	Speaker	Smart Technologies	SBA	NA	NA	Broken	Tech Recycle
6/10/2024	AMS	Speaker	Smart Technologies	SBA	NA	NA	Broken	Tech Recycle
6/10/2024	AMS	Speaker (Smart control speaker)	Smart Technologies	SBA	NA	NA	Broken	Tech Recycle
6/10/2024	AMS	Smartboard Pen Tray	Smart Technologies	20-00647-21	NA	NA	Broken	Tech Recycle
6/10/2024	AMS	Smartboard Pen Tray	Smart Technologies	20-00647-21	NA	NA	Broken	Tech Recycle
6/10/2024	AMS	Projector lamp	NEC	NP30-LP	NA	NA	Broken	Tech Recycle
6/10/2024	AMS	Keyboard	Dell	SK-8135	CN0DJ425716167971BNH	NA	Broken	Tech Recycle
6/10/2024	AMS	Keyboard	Dell	SK-3106	CN0G08427161649J6022	NA	Broken	Tech Recycle
6/10/2024	AMS	Keyboard	Lenovo	KB1021	54Y94000004982	NA	Broken	Tech Recycle
6/10/2024	AMS	Docking Station	Lenovo	ThinkPad Mini Dock	1S4337M2TAVAH	NA	Broken	Tech Recycle
6/10/2024	AMS	Wireless Controller	Smart Technologies	WC6D-A01	H012DW50A0579	NA	Broken	Tech Recycle
6/10/2024	AMS	Headphone	NA	HD-3030	NA	NA	Broken	Tech Recycle
6/10/2024	AMS	Laptop battery	Dell	M9014	JP0TT710420167C1224	NA	Broken	Tech Recycle
6/10/2024	AMS	Laptop battery (5)	Dell	KM742	NA	NA	Broken	Tech Recycle
6/10/2024	AMS	Laptop battery (5)	Dell	PT434	NA	NA	Broken	Tech Recycle
6/10/2024	AMS	Laptop battery	Dell	PT435	PR52146847	NA	Broken	Tech Recycle
6/10/2024	AMS	Laptop battery	Lenovo	45N1005	11S45N1004Z1ZMM635444P	NA	Broken	Tech Recycle
6/10/2024	AMS	Laptop battery	Lenovo	45N1005	11S45N1004Z1ZMM63521AS	NA	Broken	Tech Recycle
6/10/2024	AMS	Projector	Epson	EMP-6110	KE4F020092L	NA	Broken	Tech Recycle
6/10/2024	AMS	Projector	Epson	H383A	P9FF152882L	104729	Broken	Tech Recycle
6/10/2024	AMS	Power Injector	Cisco	AIR-PWRINJ-BLR1	FOC1141P06G	NA	Broken	Tech Recycle
6/10/2024	AMS	Power Injector	Cisco	AIR-PWRINJ-BLR1	FOC1428P0S7	NA	Broken	Tech Recycle
6/10/2024	AMS	Projector lamp	Smart Technologies	20-01032-20	1006688	NA	Broken	Tech Recycle
6/10/2024	AMS	Printer	HP	LaserJet 2420dn	CNGKJ59591	T002411	Broken	Tech Recycle
6/10/2024	AMS	Toner Cartridge	HP	JGA61G6GG16	1PC4197A	NA	Broken	Tech Recycle
6/10/2024	AMS	Scanner	Epson	Perfection V30	LLGW002846	T013216	Broken	Tech Recycle
6/10/2024	AMS	Tablet case (6)	Griffin	CASE-00179	NA	NA	Broken	Tech Recycle

6/10/2024	AMS	External hard drive	Maxtor	OneTouch 4 Plus		2HAC21JC	NA	Broken	Tech Recycle
6/10/2024	AMS	Mouse (1 box)	Dell	NA	NA	NA	NA	Broken	Tech Recycle
6/10/2024	AMS	Chromebook	ASUS	C200MA-EDU	NA	F3N0CX244546124	T53961	Broken	Tech Recycle
6/10/2024	AMS	Laptop AC Adapters (1 box)	NA	NA	NA	NA	NA	Broken	Tech Recycle
6/10/2024	AMS	Speaker (Ceiling)	Quam	System 12/8	NA	NA	NA	Broken	Tech Recycle
6/10/2024	AMS	Speaker (Ceiling)	Quam	System 12/8	NA	NA	NA	Broken	Tech Recycle
6/10/2024	AMS	Conference Camera	Logitech	BCC950	2026L256G7G8		T104598	Broken	Tech Recycle
6/10/2024	AMS	Smartboard	Smart Technologies	SB680	SB680-R2-A50227		19420	Broken	Tech Recycle
6/10/2024	AMS	Smartboard	Smart Technologies	SB680	SB680-R2-671691		T016638	Broken	Tech Recycle
6/10/2024	GVES	Printer	Brother	DCP-L2550DW	U64966B8N581997		T65857	Broken	Tech Recycle
6/12/2024	DCHS	Stereo system	Technics	SC-HD515	NA	NA	NA	Broken	Tech Recycle
6/12/2024	DCHS	Monitor	Dell	E2011Hc	CN02H2VM641801BN1DJL	NA	NA	Broken	Tech Recycle
6/12/2024	DCHS	Monitor	Dell	E2011Hc	CN02H2VM641801A920KM	NA	NA	Broken	Tech Recycle
6/12/2024	DCHS	Monitor	Dell	E2011Hc	CN02H2VM641801C10KNS	NA	NA	Broken	Tech Recycle
6/13/2024	DCHS	Box of Misc. Cables	N/A	N/A	N/A	N/A	N/A	Broken	Tech Recycle
6/13/2024	DCHS	Tablet	Apple	A1474	DLXN4NKBFK10		T34135	Broken	Tech Recycle
6/13/2024	DCHS	Tablet	Apple	A1474	DMTPCL22FK10		T35963	Broken	Tech Recycle
6/13/2024	DCHS	Tablet	Apple	A1474	DMPPH2K7FK10		T35880	Broken	Tech Recycle
6/13/2024	DCHS	Network switch	Cisco	WS-C3560G-48PS-S V05	FOC1235Y4GB		NA	Broken	Tech Recycle
6/13/2024	DCHS	Network firewall	Cisco	ASA 5540	JMX1511L1AA		T26580	Broken	Tech Recycle
6/13/2024	DCHS	Network switch mainboard	Cisco	WS-X6748-SFP V05	STT133701XD		NA	Broken	Tech Recycle
6/13/2024	DCHS	Network switch mainboard	Cisco	WS-X6748-GE-TX V05	SAL15056G5N		NA	Broken	Tech Recycle
6/13/2024	DCHS	Network switch	HP	ProCurve Switch 4000M	SG11300165		NA	Broken	Tech Recycle
6/13/2024	DCHS	Network switch	Cisco	WS-C2960S-24PS-L V02	FOC1523Z19R		NA	Broken	Tech Recycle
6/14/2024	DCHS	Laptop	Lenovo	L490	1s20Q6S2NS00PF25H4HT		T101242	Broken	Tech Recycle
6/14/2024	DCHS	Laptop	Lenovo	L480	1s20LTS24V00PF1HC6C6		T79808	Broken	Tech Recycle
6/14/2024	DCHS	Laptop	Lenovo	L480	PF1NQ542		T88957	Broken	Tech Recycle
6/14/2024	DCHS	Laptop	Lenovo	L480	1s20LTS24V00PF1NS6Z8		T88971	Broken	Tech Recycle
6/14/2024	DCHS	Miscellaneous cables (1 box)	NA	NA	NA	NA	NA	Broken	Tech Recycle
6/17/2024	DCHS	Laptop	Lenovo	L490	1s20Q6S2NS00PF25HXGB		T101480	Broken	Tech Recycle
6/18/2024	DCHS	Laptop	Lenovo	L470	1s20J5S1UD00PF102Y9A		T64879	Broken	Tech Recycle
6/18/2024	DCHS	Chromebook	HP	Chromebook 11 G8 EE	5CD0168853		T124218	Broken	Tech Recycle
6/20/2024	DCHS	Laptop	Lenovo	L480	PF1519AZ		T79758	Broken	Tech Recycle
6/24/2024	DCHS	Laptop	Lenovo	L14	1s20U2S97100PF2ZSR9Y		T115286	Broken	Tech Recycle
6/24/2024	DCHS	Laptop	Lenovo	L480	1s20LTS24V00PF1NS6RH		T89262	Broken	Tech Recycle
6/24/2024	MES	Wifi Access Point	Cisco	AIR-AP1142N-A-K9	FTX1633E29G		T27523	Broken	Tech Recycle
6/24/2024	MES	Wifi Access Point	Cisco	AIR-AP1142N-A-K9	FTX1535K635		T26967	Broken	Tech Recycle
6/24/2024	MES	Wifi Access Point	Cisco	AIR-AP1142N-A-K9	FTX1535K639		T26965	Broken	Tech Recycle
6/24/2024	MES	Box of Mouse(s)	Dell	NA	NA	NA	NA	Broken	Tech Recycle
6/24/2024	MES	Desktop	Lenovo	ThinkCentre M720s	1S10SUSKV200MJ0CAAX7		T99310	Broken	Tech Recycle
6/17/2024	Admin	Dock	Lenovo	DK2131	ZDTG3QF4		T169924	Broken	Tech Recycle
6/17/2024	Admin	Laptop	Lenovo	T450			T35826	Broken	Tech Recycle
6/21/2024	Admin	Hotspot	T-Mobile	T 9 Franklin	TTKC1262749		T163372	Obsolete	Tech Recycle
6/21/2024	Admin	Hotspot	T-Mobile	T 9 Franklin	TTKC1261636		T163382	Obsolete	Tech Recycle
6/21/2024	Admin	Hotspot	T-Mobile	T 9 Franklin	TTKC1261642		T163413	Obsolete	Tech Recycle
6/21/2024	Admin	Hotspot	T-Mobile	T 9 Franklin	TTKC1261635		T163388	Obsolete	Tech Recycle
6/21/2024	Admin	Hotspot	T-Mobile	T 9 Franklin	TTKC1261686		T163393	Obsolete	Tech Recycle
6/21/2024	Admin	Hotspot	T-Mobile	T 9 Franklin	TTKC1261638		T163399	Obsolete	Tech Recycle
6/21/2024	Admin	Hotspot	T-Mobile	T 9 Franklin	TTKC1261701		T163394	Obsolete	Tech Recycle
6/21/2024	Admin	Hotspot	T-Mobile	T 9 Franklin	TTKC1261641		T163373	Obsolete	Tech Recycle
6/21/2024	Admin	Hotspot	T-Mobile	T 9 Franklin	TTKC1261690		T163390	Obsolete	Tech Recycle
6/21/2024	Admin	Hotspot	T-Mobile	T 9 Franklin	TTKC1261687		T163380	Obsolete	Tech Recycle
6/21/2024	Admin	Hotspot	T-Mobile	T 9 Franklin	TTKC1262540		T163400	Obsolete	Tech Recycle
6/21/2024	Admin	Hotspot	T-Mobile	T 9 Franklin	TTKC1261689		T163405	Obsolete	Tech Recycle
6/21/2024	Admin	Hotspot	T-Mobile	T 9 Franklin	TTKC1261639		T163378	Obsolete	Tech Recycle
6/21/2024	Admin	Hotspot	T-Mobile	T 9 Franklin	TTKC1261623		T163412	Obsolete	Tech Recycle
6/21/2024	Admin	Hotspot	T-Mobile	T 9 Franklin	TTKC1261640		T163389	Obsolete	Tech Recycle
6/21/2024	Admin	Hotspot	T-Mobile	T 9 Franklin	TTKC1261684		T163369	Obsolete	Tech Recycle
6/21/2024	Admin	Hotspot	T-Mobile	T 9 Franklin	TTKC1261624		T163401	Obsolete	Tech Recycle
6/21/2024	Admin	Hotspot	T-Mobile	T 9 Franklin	TTKC1261637		T163368	Obsolete	Tech Recycle
6/21/2024	Admin	Hotspot	T-Mobile	T 9 Franklin	TTKC1261633		T163408	Obsolete	Tech Recycle







6/25/2024	Admin	Hotspot	T-Mobile	T9 Franklin	N/A	T163524	Obsolete	Tech Recycle
6/25/2024	Admin	Hotspot	T-Mobile	T9 Franklin	N/A	T163536	Obsolete	Tech Recycle
6/25/2024	Admin	Hotspot	T-Mobile	T9 Franklin	N/A	T163520	Obsolete	Tech Recycle
6/25/2024	Admin	Hotspot	T-Mobile	T9 Franklin	N/A	T163516	Obsolete	Tech Recycle
6/25/2024	Admin	Hotspot	T-Mobile	T9 Franklin	N/A	T163507	Obsolete	Tech Recycle
6/25/2024	Admin	Hotspot	T-Mobile	T9 Franklin	N/A	T163515	Obsolete	Tech Recycle
6/25/2024	Admin	Hotspot	T-Mobile	T9 Franklin	N/A	T163532	Obsolete	Tech Recycle
6/25/2024	Admin	Hotspot	T-Mobile	T9 Franklin	N/A	T163502	Obsolete	Tech Recycle
6/25/2024	Admin	Hotspot	T-Mobile	T9 Franklin	N/A	T163504	Obsolete	Tech Recycle
6/25/2024	Admin	Hotspot	T-Mobile	T9 Franklin	N/A	T163538	Obsolete	Tech Recycle
6/25/2024	Admin	Hotspot	T-Mobile	T9 Franklin	N/A	T163496	Obsolete	Tech Recycle
6/25/2024	Admin	Hotspot	T-Mobile	T9 Franklin	N/A	T163499	Obsolete	Tech Recycle
7/8/2024	Admin	Cell Phone	Apple	iPhone 6s	N/A	T55370	Obsolete	Tech Recycle
7/8/2024	Admin	Cell Phone	Verizon	LG Terra	N/A	N/A	Obsolete	Tech Recycle
7/8/2024	Admin	Cell Phone	Verizon	LG Terra	N/A	N/A	Obsolete	Tech Recycle
7/8/2024	Admin	Cell Phone	Apple	iPhone 6s	N/A	T55138	Obsolete	Tech Recycle
7/8/2024	Admin	Cell Phone	Apple	iPhone 8	N/A	N/A	Obsolete	Tech Recycle
7/8/2024	Admin	Cell Phone	Google	Pixel 2 XL	N/A	N/A	Obsolete	Tech Recycle
6/3/2024	LWS	Library Books	various	292 weeded library books due to age, circulation, and condition	various	various	Obsolete	Recycle
6/5/2024	JHS	Furniture	PowerAd	Old Scorers Table	N/A	N/A	Broken	Refuse
6/7/2024	GVES	Printer	Varitronics	Varitronics Poster Printer	92206066	N/A	Broken	Tech Recycle
6/7/2024	GVES	Equipment	Ellison	Die cuts machine	5181	002624?	Broken	Refuse
6/13/2024	ORS	Furniture	none	4 half hexagon tables	none	N/A	Broken	Refuse
6/13/2024	ORS	Furniture	none	2 Rectangular tables	none	N/A	Broken	Refuse
6/13/2024	ORS	Furniture	none	2 Round tables	none	N/A	Broken	Refuse
6/13/2024	DCHS	Shop Equipment	Nova	Lathes	N/A	N/A	Obsolete	Auction
6/17/2024	AMS	Instrument	N/A	Piano	N/A	N/A	Broken	Refuse
6/19/2024	LES	Library Books	Various	7630 weeded library books	Various	Various	Obsolete	Recycle
6/20/2024	ADMIN	Curriculum	Various	Psychological & Speech Evaluation Testing Materials Kits & Protocols	N/A	N/A	Obsolete	Recycle
6/24/2024	LES	Furniture	UNKNOWN	2 wooden desk	N/A	N/A	Broken	Refuse

\*Supporting documentation available in the Purchasing Department.

*Diane C. White*  
 Diane C. White, Director of Purchasing

7/1/2024  
 Date

**Community Unit School District 300**  
A/P Board Bill Listing for July 23,2024

<u>Fund</u>	<u>Amount</u>
Educational	\$ 2,426,276.10
Health Insurance Fund	\$ 3,520,716.83
Grant Fund	\$ 4,225.03
COVID 19 Fund	
Operations & Maintenance	\$ 790,509.71
Bond & Interest	
Transportation	\$ 815,792.32
Site & Construction	\$ 4,374,439.53
Impact Fees	
Tort Immunity Fund	\$ 2,364,586.00
Total All Funds	<u>\$ 14,296,545.52</u>

Approved at a meeting of the Board of Education, Community Unit School District No. 300

Date: \_\_\_\_\_

Signed: \_\_\_\_\_  
President

\_\_\_\_\_  
Secretary

## AP Check Register

AP Run: 20240723AP — Post Date: 2024-07-23 — AP Run Type: R

COMMUNITY UNIT SCHOOL DIST 300

Check Date	Check Number	Payment Type	Name	Check Amount
07/23/2024	0007	Wire Transfer	COLLECTIVE LIABILITY INS COOP	2,364,586.00
07/23/2024	0008	Wire Transfer	FIRST AMERICAN BANK	375.00
07/23/2024	0009	Wire Transfer	FLEETMATICS USA LLC	1,410.14
07/23/2024	0010	Wire Transfer	HORACE MANN INSURANCE COMPANY	1,629.00
07/23/2024	0011	Wire Transfer	TEACHERS RETIREMENT SYSTEM	37,339.96
07/23/2024	1010	Check	1-800MD LLC	1,008.25
07/23/2024	1011	Check	ADVENTIST GLENOAKS HOSPITAL	5,762.13
07/23/2024	1012	Check	ADVENTIST GLENOAKS HOSPITAL	3,124.32
07/23/2024	1013	Check	AL WARREN OIL COMPANY INC	18,660.00
07/23/2024	1014	Check	AMERICAN TAXI DISPATCH INC	24,479.00
07/23/2024	1015	Check	AMERICAN UNITED LIFE	65,700.00
07/23/2024	1016	Check	BARTELS, SAMANTHA L	252.12
07/23/2024	1017	Check	BOTTS WELDING & TRUCK SVC INC	110.00
07/23/2024	1018	Check	BRAIN POP	63,063.00
07/23/2024	1019	Check	BRIDGES FOR LANGUAGE	764.10
07/23/2024	1020	Check	BRIGHTMONT ACADEMY	6,806.75
07/23/2024	1021	Check	CAMELOT THERAPEUTIC SCHOOLS LL	92,885.88
07/23/2024	1022	Check	CENTER FOR INTERNET SECURITY	90,000.00
07/23/2024	1023	Check	CLASSROOM CONNECTION DAY SCHOO	13,393.50
07/23/2024	1024	Check	CLIENTFIRST CONSULTING GROUP L	350.00
07/23/2024	1025	Check	CONNECTION DAY SCHOOL	9,977.88
07/23/2024	1026	Check	COSTCO BUSINESS PRODUCTS	180.00
07/23/2024	1027	Check	CURRICULUM ASSOCIATES INC	844,466.40
07/23/2024	1028	Check	CUSTOM COMPUTER SPECIALISTS LL	58,937.50
07/23/2024	1029	Check	DCG ROOFING SOLUTIONS INC	497,489.40
07/23/2024	1030	Check	DELTA DENTAL PLAN OF ILLINOIS	126,696.49
07/23/2024	1031	Check	DELTA DENTAL PLAN OF ILLINOIS	4,548.64
07/23/2024	1032	Check	DON RAFAS INC	1,280.00
07/23/2024	1033	Check	DUPAGE HIGH SCHOOL DIST #88	8,085.00
07/23/2024	1034	Check	FELICITY SCHOOLS	5,127.20
07/23/2024	1035	Check	FLAIRTY, SHANNON M	8.04
07/23/2024	1036	Check	GALLAGHER BENEFIT SERVICES	7,500.00
07/23/2024	1037	Check	GECAN, MATTHEW ALEXANDER	110.61

## AP Check Register

AP Run: 20240723AP — Post Date: 2024-07-23 — AP Run Type: R

COMMUNITY UNIT SCHOOL DIST 300

Check Date	Check Number	Payment Type	Name	Check Amount
07/23/2024	1038	Check	GIERMAN, NICHOLAS J	223.78
07/23/2024	1039	Check	GOODEN, JENNIFER L	121.94
07/23/2024	1040	Check	GUTIERREZ, INEABELLE	161.69
07/23/2024	1041	Check	HASTINGS, DARICE A	22.14
07/23/2024	1042	Check	HOPE LEARNING ACADEMY	15,120.00
07/23/2024	1043	Check	HOWARD, JEANNE L	87.51
07/23/2024	1044	Check	HULINGS AND ASSOCIATES LLC	175.00
07/23/2024	1045	Check	KAMI	32,025.00
07/23/2024	1046	Check	KINSEY AND KINSEY	12,465.32
07/23/2024	1047	Check	KOLAKOWSKI, BARBARA MARY	64.32
07/23/2024	1048	Check	KRAUSE, GARY A	104.39
07/23/2024	1049	Check	LEARNWELL	945.60
07/23/2024	1050	Check	LINDEN OAKS HOSPITAL	116.32
07/23/2024	1051	Check	LITH SANITARY DISTRICT	648.00
07/23/2024	1052	Check	LUNDE, BJANA W	1,495.62
07/23/2024	1053	Check	MAINOLFI, KELLIE A	200.33
07/23/2024	1054	Check	MARKLUND	14,908.16
07/23/2024	1055	Check	MCCLOYN, DEBRA R	69.68
07/23/2024	1056	Check	METALMASTER ROOFMASTER INC	283,426.82
07/23/2024	1057	Check	MOBILE MINI	167.99
07/23/2024	1058	Check	NEW CONNECTIONS ACADEMY	7,730.58
07/23/2024	1059	Check	NIEVES, MARIA L	95.68
07/23/2024	1060	Check	NORTH AMERICAN CORPORATION	942.03
07/23/2024	1061	Check	NOW ARENA	31,344.00
07/23/2024	1062	Check	OLVERA, MANDY M	26.80
07/23/2024	1063	Check	OMBUDSMAN EDUCATIONAL SERVICE	19,222.50
07/23/2024	1064	Check	OWEN, BENJAMIN C	108.18
07/23/2024	1065	Check	PARTS TOWN LLC	136.81
07/23/2024	1066	Check	PATRIOT PAVEMENT MAINTENANCE	498,653.00
07/23/2024	1067	Check	PAULSEN APPLIANCE INC	342.00
07/23/2024	1068	Check	PAULY'S CUSTOM APPAREL COMPANY	122.90
07/23/2024	1069	Check	PERSPECTIVES LTD	18,993.09
07/23/2024	1070	Check	PIKMYKID	3,250.00

## AP Check Register

AP Run: 20240723AP — Post Date: 2024-07-23 — AP Run Type: R

COMMUNITY UNIT SCHOOL DIST 300

Check Date	Check Number	Payment Type	Name	Check Amount
07/23/2024	1071	Check	PLANTE & MORAN PLLC	6,000.00
07/23/2024	1072	Check	POWERSCHOOL GROUP LLC	31,087.40
07/23/2024	1073	Check	POWERSCHOOL GROUP LLC	154,570.00
07/23/2024	1074	Check	PYRAMID SCHOOL PRODUCTS	211.04
07/23/2024	1075	Check	RIVERA, LUIS R	30.56
07/23/2024	1076	Check	RODRIGUEZ, BRANDON M	124.57
07/23/2024	1077	Check	RUSSELL, SONJA	93.75
07/23/2024	1078	Check	SALGADO, CINDY	212.70
07/23/2024	1079	Check	SANCHEZ, ADRIAN	89.94
07/23/2024	1080	Check	SCHOOL HEALTH CORPORATION	153.11
07/23/2024	1081	Check	SCHOOL SPECIALTY, LLC	137.87
07/23/2024	1082	Check	SEAL OF ILLINOIS	71,737.93
07/23/2024	1083	Check	SEDGWICK CLAIMS MANAGEMENT SEV	750.00
07/23/2024	1084	Check	SERVICEWEAR APPAREL INC	456.58
07/23/2024	1085	Check	SIECZKOWSKI, JOSEPH W	103.42
07/23/2024	1086	Check	SIGHTHOUND INC	5,400.00
07/23/2024	1087	Check	SKILLS USA	1,140.00
07/23/2024	1088	Check	SKYWARD INC	250.00
07/23/2024	1089	Check	SPECIAL EDUCATION SERVICES	1,820.97
07/23/2024	1090	Check	SPECIAL EDUCATION SERVICES	24,492.15
07/23/2024	1091	Check	SPECIAL EDUCATION SERVICES	4,776.30
07/23/2024	1092	Check	SPIRO, NICHOLAS M	141.13
07/23/2024	1093	Check	STREAMWOOD BEHAVIORAL HEALTH	18,668.88
07/23/2024	1094	Check	SUNDBERG AMERICA	617.72
07/23/2024	1095	Check	T S LIVINGSTON INC	975.00
07/23/2024	1096	Check	THE HORTON GROUP	7,000.00
07/23/2024	1097	Check	TOOLS FOR SCHOOLS INC	45,000.00
07/23/2024	1098	Check	TSC GROUP LLC	689.00
07/23/2024	1099	Check	TURNITIN LLC	12,295.00
07/23/2024	1100	Check	TUTTEO	5,500.00
07/23/2024	1101	Check	TYPINGCLUB	28,684.80
07/23/2024	1102	Check	UKG KRONOS SYSTEMS LLC	31,189.41
07/23/2024	1103	Check	VALLEY ATHLETICS	2,487.80

## AP Check Register

AP Run: 20240723AP — Post Date: 2024-07-23 — AP Run Type: R

COMMUNITY UNIT SCHOOL DIST 300

Check Date	Check Number	Payment Type	Name	Check Amount
07/23/2024	1104	Check	VILLAGE OF CARPENTERSVILLE	10,105.23
07/23/2024	1105	Check	VILLAGE OF GILBERTS	566.00
07/23/2024	1106	Check	VILLAGE OF HAMPSHIRE	7,018.68
07/23/2024	1107	Check	VISION SERVICE PLAN	30,143.27
07/23/2024	1108	Check	WEVIDEO INC	36,523.14
07/23/2024	9000000000	ACH	ALLIED BENEFIT SYSTEMS, LLC	331.00
07/23/2024	9000000001	ACH	AMAZON CAPITAL SERVICES INC	3,749.76
07/23/2024	9000000002	ACH	AUGUST, JAMES C, II	201.37
07/23/2024	9000000003	ACH	AXESS TRANSPORTATION	12,626.00
07/23/2024	9000000004	ACH	B&B NETWORKS INC	67,057.26
07/23/2024	9000000005	ACH	BLUE CROSS	3,337,698.09
07/23/2024	9000000006	ACH	BRODERICK, SANDRA L	85.58
07/23/2024	9000000007	ACH	CDW-G	111,983.02
07/23/2024	9000000008	ACH	CHILDS VOICE SCHOOL	6,941.88
07/23/2024	9000000009	ACH	CONSTELLATION NEW ENERGY	264,579.15
07/23/2024	9000000010	ACH	DEWBERRY ARCHITECTS INC	2,147.31
07/23/2024	9000000011	ACH	DURHAM SCHOOL SERVICES	752,255.08
07/23/2024	9000000012	ACH	ELARA ENERGY SERVICES INC	62,505.00
07/23/2024	9000000013	ACH	HEARTSPRING INC	25,030.70
07/23/2024	9000000014	ACH	IDENTITY AUTOMATION LP	114,730.00
07/23/2024	9000000015	ACH	LAMP INC	3,528,871.00
07/23/2024	9000000016	ACH	MILLER COOPER AND CO LTD	13,250.00
07/23/2024	9000000017	ACH	ORGANIC LIFE LLC	180.00
07/23/2024	9000000018	ACH	PARKLAND PREPARATORY ACADEMY	76,399.32
07/23/2024	9000000019	ACH	SHRUB OAK INTERNATIONAL SCHOOL	47,766.67

## AP Check Register

AP Run: 20240723AP — Post Date: 2024-07-23 — AP Run Type: R

COMMUNITY UNIT SCHOOL DIST 300

Check Date	Check Number	Payment Type	Name	Check Amount
07/23/2024	9000000020	ACH	THE WINSTON KNOLLS SCHOOL	27,290.40
<b>Total:</b>				<b>14,296,545.43</b>

### 20240723AP Summary

Type	Count	Amount
Regular Checks:	99	3,435,526.74
ACH Checks:	21	8,455,678.59
Wire Transfers:	5	2,405,340.10
Epayables:	0	0.00
<b>Total:</b>	<b>125</b>	<b>14,296,545.43</b>

## AP Check Register

COMMUNITY UNIT SCHOOL DIST 300

<b>Fund</b>	<b>Total</b>
10 - EDUCATION FUND	2,426,276.01
11 - HEALTH INSURANCE FUND	3,520,716.83
14 - GRANT FUND	4,225.03
20 - OPERATIONS & MAINTENANCE FUND	790,509.71
40 - TRANSPORTATION FUND	815,792.32
60 - SITE & CONSTRUCTION FUND	4,374,439.53
80 - TORT IMMUNITY FUND	2,364,586.00
	<b>14,296,545.43</b>

Your board package includes the May 2024 Unaudited Treasurer and Financial Report. Report highlights are as follows:

**Treasurer Report**

As of May 31, 2024, the District had \$ 132,784,836.80 of cash on hand. The cash balance by fund was:

Operating Fund	\$78,615,809.74
Bond & Interest Fund	\$ 2,135,098.11
Site & Construction Fund	\$ 52,033,928.95
<b>Total</b>	<b>\$ 132,784,836.80</b>

**Financial Report Analysis-All Funds**

*Expenditures-* If the District were to spend their dollars evenly each month, costs through May should be 92% of total spending. Listed below is a summary of cash expenditures as a percentage of total spending by fund.

<b>Fund</b>	<b>% of Budget</b>	<b>Comment</b>
Education	84.75%	This fund is on trend. Teacher and para salaries start in late August, as the previous year's wages were accrued in June 2023.
Operations & Maintenance	93.42%	This fund is on trend.
Bond & Interest	92.58%	The bond & interest fund is used to pay our debt payments made in December and June.
Transportation	84.99%	This fund is on trend.
IMRF/Social Security	77.21%	This fund is on trend. Teacher and para salaries start in late August, as the previous year's wages were accrued in June 2023.
Capital Projects	63.96%	This fund is used to pay for our capital projects.
Tort	100.13%	The tort fund is used to pay our insurance premiums. These premiums are paid in July.

*Revenues-* The district has received 71.62% of its budgeted revenue compared to 68.13% prior YTD.

**Financial Reporting Analysis- Operating Funds**

*Operating Fund Revenue Summary by Source-* 71.33% compared to 68.63% prior YTD.

- Local Revenues are on-trend at 58.67%;
- State Revenues are on-trend at 93.37%;
- Federal Revenues are on-trend at 100.88% and are in line with federal grant expenditures.

*Operating Fund Expenditure Summary by Object-* 85.27% compared to 80.03% prior to YTD.

- Salaries are at 83.45%- teacher and para salaries summer paychecks included in June 2023;
- Benefits are at 78.71%- teacher and para salaries summer paychecks included in June 2023;
- Purchase Services are at 97.93%;
- Supplies/Materials are at 96.78%; \$5.9M expended for textbook adoption (Ed Fund).
- Capital Outlay is at 86.37%; \$215K expended for a grant-funded special education project (Ed Fund).
- Other/Tuition are at 89.77%;
- Non-Capitalized Equipment is at 45.55%.

**Monthly Notes:**

- Short-term interest rates have decreased slightly from 5.136% in April to 5.128%. Total interest for the year is \$9,148,202, or 155.1% of the budget.
- The Tort Fund has a deficit balance of (\$92,430) due to payment of the District insurance premiums for worker's compensation and general liability insurance coverage. Property tax collections throughout the year will offset this deficit by the end of the fiscal year. The deficit is being covered by a loan from the working cash fund.
- Financials are presented on an unaudited cash basis and do not represent the District's final financial statements.



**TREASURER'S REPORT FOR THE MONTH OF May 2024**

**INVESTMENTS AT COST:** \$ 132,784,839.29

(See attached schedule for investment detail)

**MONTHLY PAYROLL:**

Educational Fund	\$ 19,367,578.85	
O&M Fund	\$ 1,031,055.00	
Transportation Fund	<u>\$ 95,259.31</u>	\$ 20,493,893.16

**PAYROLL RELATED EXPENDITURES:**

*(Not reflected in A/P Bill Listing)*

Educational and Transportation Funds;

Teachers, Retirement System	<u>\$ 1,571,414.70</u>	
-----------------------------	------------------------	--

Total Teachers, Retirement System		\$ 1,571,414.70
-----------------------------------	--	-----------------

Illinois Municipal Retirement Fund

IMRF	\$ 251,943.78	
FICA	\$ 245,961.73	
Medicare	<u>\$ 274,475.02</u>	

Total IMRF/FICA/Medicare Fund		\$ 772,380.53
-------------------------------	--	---------------

<b>Total Payroll and Related Expenditures</b>		<u><u>\$ 22,837,688.39</u></u>
---	--	--------------------------------

COMMUNITY UNIT SCHOOL DISTRICT #300  
 Financial Report 11  
 May 31, 2024  
 By Fund, By Object

	FY24	FY24	% of FY24
<b>All Funds</b>	Budget	Actual	Budget
Local	257,703,525	155,523,697	60.35%
State	93,186,548	87,114,738	93.48%
Federal	35,446,345	34,058,408	96.08%
Other Source	-	-	
Total Revenues	<u>386,336,418</u>	<u>276,696,843</u>	<u>71.62%</u>
Salaries	179,240,410	149,578,566	83.45%
Benefits	55,689,298	43,834,854	78.71%
Purchased Services	61,537,979	60,249,342	97.91%
Supplies/Materials	18,022,667	17,442,723	96.78%
Capital Outlay	19,036,127	12,431,747	65.31%
Other	35,648,507	32,723,290	91.79%
Non-Capitalized Equipment	8,654,274	3,941,760	45.55%
Total Expenditures	<u>377,829,262</u>	<u>320,202,282</u>	<u>84.75%</u>
Revenues Over Disbursements	8,507,156	(43,505,439)	
Other Financing Sources	-	-	
Fund Balance Transfer	-	-	
Net Change to Fund Balance	<u>8,507,156</u>	<u>(43,505,439)</u>	
	FY24	FY24	% of FY24
<b>Operating Funds</b>	Budget	Actual	Budget
Local	230,242,998	135,093,784	58.67%
State	93,136,548	86,964,738	93.37%
Federal	29,174,647	29,431,848	100.88%
Other Sources	-	-	
Total Revenues	<u>352,554,193</u>	<u>251,490,370</u>	<u>71.33%</u>
Salaries	179,240,410	149,578,566	83.45%
Benefits	55,689,298	43,834,854	78.71%
Purchased Services	61,517,979	60,241,791	97.93%
Supplies/Materials	18,022,667	17,442,723	96.78%
Capital Outlay	1,426,218	1,231,792	86.37%
Other/Tuition	10,319,194	9,263,604	89.77%
Non-Capitalized Equipment	8,654,274	3,941,760	45.55%
Total Expenditures	<u>334,870,040</u>	<u>285,535,090</u>	<u>85.27%</u>
Revenues Over Disbursements	17,684,153	(34,044,720)	
Other Financing Sources	(14,489,420)	-	
Fund Balance Transfer	-	-	
Net Change to Fund Balance	<u>3,194,733</u>	<u>(34,044,720)</u>	

COMMUNITY UNIT SCHOOL DISTRICT #300  
Financial Report 11  
May 31, 2024  
By Fund, By Object

	FY24	FY24	% of FY24
	Budget	Actual	Budget
<b>Fund 1-Educational</b>			
Local	173,741,042	102,517,302	59.01%
State	84,018,755	77,425,605	92.15%
Federal	29,174,647	29,431,848	100.88%
Other Sources	-	-	
Total Revenues	<u>286,934,444</u>	<u>209,374,755</u>	<u>72.97%</u>
Salaries	170,671,144	140,921,175	82.57%
Benefits	46,541,074	36,817,781	79.11%
Purchased Services	35,744,174	36,479,964	102.06%
Supplies/Materials	10,158,748	11,123,218	109.49%
Capital Outlay	168,444	625,381	371.27%
Other/Tuition	10,202,895	9,262,864	90.79%
Non-Capitalized Equipment	8,403,247	3,659,810	43.55%
Total Expenditures	<u>281,889,726</u>	<u>238,890,193</u>	<u>84.75%</u>
Revenues Over Disbursements	5,044,718	(29,515,437)	
Other Financing Source Transfers	-	-	
Fund Balance Transfer	-	-	
Net Change to Fund Balance	<u>5,044,718</u>	<u>(29,515,437)</u>	
<b>Fund 2-Operations &amp; Maintenance</b>			
Local	36,114,062	20,062,964	55.55%
State	-	-	
Other Sources	-	-	
Total Revenues	<u>36,114,062</u>	<u>20,062,964</u>	<u>55.55%</u>
Salaries	8,408,992	8,060,187	95.85%
Benefits	1,990,769	1,482,215	74.45%
Purchased Services	4,113,503	4,639,301	112.78%
Supplies/Materials	5,613,864	5,116,062	91.13%
Capital Outlay	1,167,850	560,294	47.98%
Other	9,000	300	3.33%
Non-Capitalized Equipment	251,027	278,348	110.88%
Total Expenditures	<u>21,555,005</u>	<u>20,136,707</u>	<u>93.42%</u>
Revenues Over Disbursements	14,559,057	(73,742)	
Other Financing Source Transfers	(14,489,420)	-	
Net Change to Fund Balance	<u>69,637</u>	<u>(73,742)</u>	

COMMUNITY UNIT SCHOOL DISTRICT #300  
 Financial Report 11  
 May 31, 2024  
 By Fund, By Object

	FY24	FY24	% of FY24
	Budget	Actual	Budget
<b>Fund 3-Bond &amp; Interest</b>			
Local	22,752,256	13,887,279	61.04%
Other Sources	-	-	0.00%
Total Revenues	<u>22,752,256</u>	<u>13,887,279</u>	<u>61.04%</u>
Purchased Services	20,000	7,551	37.76%
Other	25,329,313	23,459,687	92.62%
Total Expenditures	<u>25,349,313</u>	<u>23,467,238</u>	<u>92.58%</u>
Revenues Over Disbursements	(2,597,057)	(9,579,959)	
Other Financing Sources/(Uses)	2,489,420	-	
Net Change to Fund Balance	<u>(107,637)</u>	<u>(9,579,959)</u>	
<b>Fund 4-Transportation</b>			
Local	11,195,177	6,363,142	56.84%
State	9,117,793	9,539,133	104.62%
Other Sources	-	-	
Total Revenues	<u>20,312,970</u>	<u>15,902,275</u>	<u>78.29%</u>
Salaries	160,274	597,204	372.61%
Benefits	41,979	41,264	98.30%
Purchased Services	19,328,302	16,787,570	86.85%
Supplies/Materials	2,250,055	1,203,442	53.49%
Capital Outlay	89,924	46,117	51.28%
Other	107,299	440	0.00%
Non-Capitalized Equipment	-	3,603	0.00%
Total Expenditures	<u>21,977,833</u>	<u>18,679,641</u>	<u>84.99%</u>
Revenues Over Disbursements	(1,664,863)	(2,777,366)	
Other Financing Sources	-	-	
Net Change to Fund Balance	<u>(1,664,863)</u>	<u>(2,777,366)</u>	
<b>Fund 5-IMRF/Social Security</b>			
Local	4,934,755	2,911,896	59.01%
Total Revenues	<u>4,934,755</u>	<u>2,911,896</u>	<u>59.01%</u>
Benefits	7,115,476	5,493,593	77.21%
Total Expenditures	<u>7,115,476</u>	<u>5,493,593</u>	<u>77.21%</u>
Revenues Over Disbursements	(2,180,721)	(2,581,698)	
Other Financing Sources	-	-	
Net Change to Fund Balance	<u>(2,180,721)</u>	<u>(2,581,698)</u>	

COMMUNITY UNIT SCHOOL DISTRICT #300  
Financial Report 11  
May 31, 2024  
By Fund, By Object

	FY24	FY24	% of FY24
	Budget	Actual	Budget
<b>Fund 6-Capital Projects</b>			
Local	4,708,271	6,542,635	138.96%
State	50,000	150,000	300.00%
Federal	6,271,698	4,626,560	73.77%
Total Revenues	<u>11,029,969</u>	<u>11,319,195</u>	<u>102.62%</u>
Salaries	-	-	
Benefits	-	-	
Purchased Services	-	62,505	
Supplies/Materials	-	-	
Capital Outlay	17,609,909	11,199,955	63.60%
Other	-	-	
Total Expenditures	<u>17,609,909</u>	<u>11,262,460</u>	<u>63.96%</u>
Revenues Over Disbursements	(6,579,940)	56,735	
Other Financing Sources	12,000,000	-	
Fund Balance Transfer	-	-	
Net Change to Fund Balance	<u>5,420,060</u>	<u>56,735</u>	
<b>Fund 7-Working Cash</b>			
Local	1,773,031	1,943,528	109.62%
Total Revenues	<u>1,773,031</u>	<u>1,943,528</u>	<u>109.62%</u>
Total Expenditures	<u>-</u>	<u>-</u>	<u>0.00%</u>
Revenues Over Disbursements	1,773,031	1,943,528	
Other Financing Uses	-	-	
Net Change to Fund Balance	<u>1,773,031</u>	<u>1,943,528</u>	
<b>Fund 8-Tort</b>			
Local	2,484,931	1,294,952	52.11%
Total Revenues	<u>2,484,931</u>	<u>1,294,952</u>	<u>52.11%</u>
Purchase Services	2,332,000	2,334,956	100.13%
Total Expenditures	<u>2,332,000</u>	<u>2,334,956</u>	<u>100.13%</u>
Revenues Over Disbursements	152,931	(1,040,004)	
Other Financing Uses	-	-	
Net Change to Fund Balance	<u>152,931</u>	<u>(1,040,004)</u>	

**COMMUNITY UNIT SCHOOL DISTRICT #300**

## Summary of Fiscal Year Investment Activity-All Funds

Depository or Instrument	Type	Bank # Year	Date Purchased	Date of Maturity	Term (Days)	Rate (%)	Par/Face	Principal Invested	Earnings to Maturity	Principal Invested @ 05/31/24
<b>OPERATING FUND INVESTMENTS</b>										
WI TREASURY SEC., 912797FZ5	SEC	365	3/28/2023	7/25/2023	119	4.780%	4,062,000	3,999,836	-	-
First Mid Bank & Trust, National Assoc	CD	365	3/22/2023	7/26/2023	126	5.104%	249,368	245,050	-	-
Preferred Bank, NY	CD	365	3/22/2023	7/26/2023	126	5.140%	249,398	245,050	-	-
ISDLAF+ Term Series, IL	TS	365	5/18/2023	7/28/2023	71	5.030%	7,068,491	7,000,000	-	-
ISDLAF+ Term Series, IL	TS	365	6/23/2023	9/22/2023	91	5.350%	3,058,484	3,000,000	-	-
Vast Bank, National Association, OK	CD	365	7/12/2023	10/19/2023	99	5.250%	249,858	246,350	-	-
BOKF, National Association, OK	CDR	365	7/20/2023	10/19/2023	91	5.240%	249,435	246,218	-	-
Bank of China, NY	CDR	365	7/20/2023	10/19/2023	91	5.240%	249,435	246,218	-	-
First National Bank, TX	CDR	365	7/20/2023	10/19/2023	91	5.240%	249,435	246,218	-	-
First National Bank of Jasper, TX	CDR	365	7/20/2023	10/19/2023	91	5.240%	249,435	246,218	-	-
FirstBank, TN	CDR	365	7/20/2023	10/19/2023	91	5.240%	249,435	246,218	-	-
Heritage Bank of Commerce, CA	CDR	365	7/20/2023	10/19/2023	91	5.240%	249,435	246,218	-	-
Kanza Bank, KS	CDR	365	7/20/2023	10/19/2023	91	5.240%	249,435	246,218	-	-
Louisiana National Bank, LA	CDR	365	7/20/2023	10/19/2023	91	5.240%	249,435	246,218	-	-
MapleMark Bank, TX	CDR	365	7/20/2023	10/19/2023	91	5.240%	249,435	246,218	-	-
Old National Bank, IN	CDR	365	7/20/2023	10/19/2023	91	5.240%	249,435	246,218	-	-
Peoples Bank, OH	CDR	365	7/20/2023	10/19/2023	91	5.240%	249,435	246,218	-	-
Pinnacle Bank, NE	CDR	365	7/20/2023	10/19/2023	91	5.240%	249,435	246,218	-	-
SSB Community Bank, OH	CDR	365	7/20/2023	10/19/2023	91	5.240%	249,435	246,218	-	-
St. Louis Bank, MO	CDR	365	7/20/2023	10/19/2023	91	5.240%	249,435	246,218	-	-
Texas Bank and Trust Company, TX	CDR	365	7/20/2023	10/19/2023	91	5.240%	249,435	246,218	-	-
The Paducah Bank and Trust Company, KY	CDR	365	7/20/2023	10/19/2023	91	5.240%	249,435	246,218	-	-
United Roosevelt Savings Bank, NJ	CDR	365	7/20/2023	10/19/2023	91	5.240%	249,435	246,218	-	-
West Bank, IA	CDR	365	7/20/2023	10/19/2023	91	5.240%	249,435	246,218	-	-
Independent Bank, TX	CDR	365	7/20/2023	10/19/2023	91	5.240%	220,832	217,984	-	-
Civista Bank, OH	CDR	365	7/20/2023	10/19/2023	91	5.240%	180,485	178,158	-	-
Bruning Bank, NE	CDR	365	7/20/2023	10/19/2023	91	5.240%	174,183	171,936	-	-
US TREASURY N/B	SEC	365	11/4/2021	11/30/2023	756	0.400%	4,786,000	4,956,127	-	-
ISDLAF+ Term Series, IL	TS	365	9/7/2023	12/6/2023	90	5.310%	21,680,193	21,400,000	-	-
Worthington Bank, TX	CDR	365	9/21/2023	12/21/2023	91	5.350%	249,076	245,797	-	-
BCB Community Bank, NJ	CDR	365	9/21/2023	12/21/2023	91	5.350%	249,076	245,797	-	-
Centier Bank, IN	CDR	365	9/21/2023	12/21/2023	91	5.350%	249,076	245,797	-	-
Chickasaw Community Bank, OK	CDR	365	9/21/2023	12/21/2023	91	5.350%	249,076	245,797	-	-
Citizens National Bank, N.A., LA	CDR	365	9/21/2023	12/21/2023	91	5.350%	249,076	245,797	-	-

Devon Bank, IL	CDR	365	9/21/2023	12/21/2023	91	5.350%	249,076	245,797	-	-
Equitable Bank, NE	CDR	365	9/21/2023	12/21/2023	91	5.350%	249,076	245,797	-	-
FirsTier Bank, NE	CDR	365	9/21/2023	12/21/2023	91	5.350%	249,076	245,797	-	-
First Business Bank, WI	CDR	365	9/21/2023	12/21/2023	91	5.350%	249,076	245,797	-	-
First Community Bank of Heartland, KY	CDR	365	9/21/2023	12/21/2023	91	5.350%	249,076	245,797	-	-
Habib American Bank, NY	CDR	365	9/21/2023	12/21/2023	91	5.350%	249,076	245,797	-	-
Heritage Bank National Association, MN	CDR	365	9/21/2023	12/21/2023	91	5.350%	249,076	245,797	-	-
Live Oak Banking Company, NC	CDR	365	9/21/2023	12/21/2023	91	5.350%	249,076	245,797	-	-
Ohio State Bank, OH	CDR	365	9/21/2023	12/21/2023	91	5.350%	249,076	245,797	-	-
OneUnited Bank, MA	CDR	365	9/21/2023	12/21/2023	91	5.350%	249,076	245,797	-	-
River City Bank, CA	CDR	365	9/21/2023	12/21/2023	91	5.350%	249,076	245,797	-	-
Solera National Bank, CO	CDR	365	9/21/2023	12/21/2023	91	5.350%	249,076	245,797	-	-
Sundown State Bank, TX	CDR	365	9/21/2023	12/21/2023	91	5.350%	249,076	245,797	-	-
The State Bank, MI	CDR	365	9/21/2023	12/21/2023	91	5.350%	249,076	245,797	-	-
WesBanco Bank, Inc., WV	CDR	365	9/21/2023	12/21/2023	91	5.350%	249,076	245,797	-	-
Peoples Savings Bank of Rhineland, MO	CDR	365	9/21/2023	12/21/2023	91	5.350%	57,069	56,318	-	-
Independent Bank, TX	CDR	365	9/21/2023	12/21/2023	91	5.350%	28,112	27,742	-	-
ISDLAF+ Term Series, IL	TS	365	9/7/2023	1/10/2024	125	5.360%	5,499,123	5,400,000	-	-
Adams Bank & Trust, NE	CDR	365	10/12/2023	1/11/2024	91	5.390%	249,582	246,272	-	-
American Bank and Trust., OK	CDR	365	10/12/2023	1/11/2024	91	5.390%	249,582	246,272	-	-
BTC Bank, MO	CDR	365	10/12/2023	1/11/2024	91	5.390%	249,582	246,272	-	-
Bank of Colorado, CO	CDR	365	10/12/2023	1/11/2024	91	5.390%	249,582	246,272	-	-
Bank of Springfield, IL	CDR	365	10/12/2023	1/11/2024	91	5.390%	249,582	246,272	-	-
Bank of Western Oklahoma, OK	CDR	365	10/12/2023	1/11/2024	91	5.390%	249,582	246,272	-	-
CIBC Bank USA, IL	CDR	365	10/12/2023	1/11/2024	91	5.390%	249,582	246,272	-	-
Cathay Bank, CA	CDR	365	10/12/2023	1/11/2024	91	5.390%	249,582	246,272	-	-
Champlain National Bank, NY	CDR	365	10/12/2023	1/11/2024	91	5.390%	249,582	246,272	-	-
Cornerstone Bank, MA	CDR	365	10/12/2023	1/11/2024	91	5.390%	249,582	246,272	-	-
Dayspring Bank, NE	CDR	365	10/12/2023	1/11/2024	91	5.390%	249,582	246,272	-	-
Dream First Bank, N.A., KS	CDR	365	10/12/2023	1/11/2024	91	5.390%	249,582	246,272	-	-
Elk State Bank, KS	CDR	365	10/12/2023	1/11/2024	91	5.390%	249,582	246,272	-	-
Exchange Bank and Trust Company, OK	CDR	365	10/12/2023	1/11/2024	91	5.390%	249,582	246,272	-	-
FFB Bank, CA	CDR	365	10/12/2023	1/11/2024	91	5.390%	249,582	246,272	-	-
FNCB, PA	CDR	365	10/12/2023	1/11/2024	91	5.390%	249,582	246,272	-	-
First National Bank of Mount Dora, FL	CDR	365	10/12/2023	1/11/2024	91	5.390%	249,582	246,272	-	-
First National Bank of Pasco, FL	CDR	365	10/12/2023	1/11/2024	91	5.390%	249,582	246,272	-	-
Generations Bank, NY	CDR	365	10/12/2023	1/11/2024	91	5.390%	249,582	246,272	-	-
Homeland Federal Savings Bank, LA	CDR	365	10/12/2023	1/11/2024	91	5.390%	249,582	246,272	-	-
Landmark National Bank, KS	CDR	365	10/12/2023	1/11/2024	91	5.390%	249,582	246,272	-	-
Lea County State Bank, NM	CDR	365	10/12/2023	1/11/2024	91	5.390%	249,582	246,272	-	-
Legacy Bank, KS	CDR	365	10/12/2023	1/11/2024	91	5.390%	249,582	246,272	-	-
Liberty National Bank, OK	CDR	365	10/12/2023	1/11/2024	91	5.390%	249,582	246,272	-	-

Mountain Valley Bank, TN	CDR	365	10/12/2023	1/11/2024	91	5.390%	249,582	246,272	-	-
Partners Bank, AR	CDR	365	10/12/2023	1/11/2024	91	5.390%	249,582	246,272	-	-
Republic Bank & Trust Company, KY	CDR	365	10/12/2023	1/11/2024	91	5.390%	249,582	246,272	-	-
River Bank & Trust, AL	CDR	365	10/12/2023	1/11/2024	91	5.390%	249,582	246,272	-	-
Security First Bank, NE	CDR	365	10/12/2023	1/11/2024	91	5.390%	249,582	246,272	-	-
The Bank of Elk River, MN	CDR	365	10/12/2023	1/11/2024	91	5.390%	249,582	246,272	-	-
The Fahey Banking Company, OH	CDR	365	10/12/2023	1/11/2024	91	5.390%	249,582	246,272	-	-
TrustBank, IL	CDR	365	10/12/2023	1/11/2024	91	5.390%	249,582	246,272	-	-
Truxton Trust Company, TN	CDR	365	10/12/2023	1/11/2024	91	5.390%	249,582	246,272	-	-
Waterford Bank, N.A., OH	CDR	365	10/12/2023	1/11/2024	91	5.390%	249,581	246,272	-	-
American Bank, National Association, TX	CDR	365	10/12/2023	1/11/2024	91	5.390%	208,267	205,505	-	-
SNB Bank, National Association, OK	CDR	365	10/12/2023	1/11/2024	91	5.390%	202,912	200,221	-	-
Starion Bank, ND	CDR	365	10/12/2023	1/11/2024	91	5.390%	202,912	200,221	-	-
Range Bank, National Association, MI	CDR	365	10/12/2023	1/11/2024	91	5.390%	164,359	162,179	-	-
Bruning Bank, NE	CDR	365	10/12/2023	1/11/2024	91	5.390%	75,296	74,298	-	-
Civista Bank, OH	CDR	365	10/12/2023	1/11/2024	91	5.390%	68,990	68,075	-	-
Bank of Marin, CA	CDR	365	10/12/2023	1/11/2024	91	5.390%	14,479	14,287	-	-
Milledgeville State Bank, IL	CDR	365	10/12/2023	1/11/2024	91	5.390%	1,991	1,965	-	-
Fed Home Ln Discount NT	SEC	365	3/2/2023	1/24/2024	328	5.095%	8,162,000	7,799,917	-	-
ISDLAF+ Term Series, IL	TS	365	10/30/2023	1/30/2024	92	5.350%	2,026,970	2,000,000	-	-
ISDLAF+ Term Series, IL	TS	365	9/22/2023	2/2/2024	133	5.350%	3,058,484	3,000,000	-	-
Treasury Bill, 912797JC2	SEC	365	10/4/2023	2/6/2024	125	5.383%	11,192,000	10,999,474	-	-
PONCE BANK	SDA		5/31/2024			5.250%	421	421	-	421
NEXBANK, SSB-ICS	SDA		5/31/2024			5.250%	6,586,356	6,586,356	-	6,586,356
Bank of China 1285997-1	SDA		5/31/2024			5.320%	22,918,489	22,918,489	-	22,918,489
Bank of China 1285906-1	SDA		5/31/2024			5.320%	38,618	38,618	-	38,618
Congressional Bank	SDA		5/31/2024			5.250%	710,264	710,264	-	710,264
EagleBank, VA	CD	365	9/7/2023	3/7/2024	182	5.403%	249,855	243,300	-	-
DMB Community Bank, WI	CD	365	9/7/2023	3/7/2024	182	5.395%	249,845	243,300	-	-
Western Alliance Bank, CA	CD	365	9/7/2023	3/7/2024	182	5.411%	249,813	243,250	-	-
First State Bank and Trust Company, Inc., MO	CD	365	9/7/2023	3/7/2024	182	5.407%	249,860	243,300	-	-
5Star Bank, CO	CD	365	9/7/2023	3/7/2024	182	5.405%	249,891	243,350	-	-
Treasury Bill, 61497-1	SEC	365	9/7/2023	3/7/2024	182	5.380%	10,266,000	9,999,924	-	-
Treasury Bill 61697-1	SEC	365	9/18/2023	3/7/2024	171	5.370%	8,199,000	7,999,489	-	-
Nexbank, TX	CD	365	6/28/2023	4/4/2024	281	5.223%	13,313,281	12,800,000	-	-
Oklahoma Capital Bank, OK	CD	365	5/17/2023	4/18/2024	337	4.765%	249,880	239,350	-	-
Veritex Community Bank, TX	CD	365	5/17/2023	4/18/2024	337	4.738%	2,087,496	2,000,000	-	-
First Community Bank, NE	CD	365	5/17/2023	4/18/2024	337	4.833%	249,821	239,150	-	-
CrossFirst Bank, KS	CD	365	5/17/2023	4/18/2024	337	4.896%	249,855	239,050	-	-
CIBM Bank, WI	CD	365	5/17/2023	4/18/2024	337	4.770%	249,839	239,300	-	-
Merrick Bank, UT	CD	365	5/17/2023	4/18/2024	337	4.749%	249,739	239,250	-	-
First Southeast Bank, MN	CD	365	5/17/2023	4/18/2024	337	4.793%	249,732	239,150	-	-

Capital Community Bank, UT	CD	365	5/17/2023	4/18/2024	337	4.738%	249,717	239,250	-	-
Pinnacle Bank, GA	CD	365	5/17/2023	4/18/2024	337	4.796%	249,739	239,150	-	-
Barrington Bank & Trust Company	CD	365	6/12/2023	4/18/2024	311	5.145%	249,791	239,300	-	-
Schaumburg Bank & Trust Company	CD	365	6/12/2023	4/18/2024	311	5.145%	249,791	239,300	-	-
Crystal Lake Bank and Trust Company	CD	365	6/12/2023	4/18/2024	311	5.145%	249,791	239,300	-	-
Village Bank and Trust	CD	365	6/12/2023	4/18/2024	311	5.145%	249,791	239,300	-	-
Beverly Bank & Trust Company	CD	365	6/12/2023	4/18/2024	311	5.145%	216,075	207,000	-	-
Hinsdale Bank & Trust Company	CD	365	6/12/2023	4/18/2024	311	5.145%	249,791	239,300	-	-
Northbrook Bank and Trust Company	CD	365	6/12/2023	4/18/2024	311	5.145%	249,791	239,300	-	-
Wheaton Bank & Trust	CD	365	6/12/2023	4/18/2024	311	5.145%	249,791	239,300	-	-
Wintrust Bank	CD	365	6/12/2023	4/18/2024	311	5.145%	249,791	239,300	-	-
State Bank of the Lakes	CD	365	6/12/2023	4/18/2024	311	5.145%	249,791	239,300	-	-
Old Plank Trail Community Bank	CD	365	6/12/2023	4/18/2024	311	5.145%	249,791	239,300	-	-
ISDLAF+ Term Series, IL	TS	365	6/23/2023	5/1/2024	313	5.200%	8,252,275	7,900,000	-	-
Customers Bank	CD	365	6/12/2023	5/2/2024	325	5.111%	11,497,488	10,997,000	-	-
Amarillo National Bank, TX	CDR	365	2/1/2024	5/2/2024	91	5.300%	249,573	246,327	-	-
American Bank and Trust Co., Ok	CDR	365	2/1/2024	5/2/2024	91	5.300%	249,573	246,327	-	-
Atlantic Union Bank, VA	CDR	365	2/1/2024	5/2/2024	91	5.300%	249,573	246,327	-	-
Bank of Breham, NA, TX	CDR	365	2/1/2024	5/2/2024	91	5.300%	249,573	246,327	-	-
Bank of the Panhandle, OK	CDR	365	2/1/2024	5/2/2024	91	5.300%	249,573	246,327	-	-
CFBank, National Association, OH	CDR	365	2/1/2024	5/2/2024	91	5.300%	249,573	246,327	-	-
CIBC Bank USA, IL	CDR	365	2/1/2024	5/2/2024	91	5.300%	249,573	246,327	-	-
CUSB Bank, IA	CDR	365	2/1/2024	5/2/2024	91	5.300%	249,573	246,327	-	-
Champlain National Bank, NY	CDR	365	2/1/2024	5/2/2024	91	5.300%	249,573	246,327	-	-
Chickasaw Community Bank, OK	CDR	365	2/1/2024	5/2/2024	91	5.300%	249,573	246,327	-	-
Drake Bank, MN	CDR	365	2/1/2024	5/2/2024	91	5.300%	249,573	246,327	-	-
FNCB, PA	CDR	365	2/1/2024	5/2/2024	91	5.300%	249,573	246,327	-	-
First Business Bank, WI	CDR	365	2/1/2024	5/2/2024	91	5.300%	249,573	246,327	-	-
First National Bank of Omaha, WI	CDR	365	2/1/2024	5/2/2024	91	5.300%	249,573	246,327	-	-
First National Bank of Omaha, NE	CDR	365	2/1/2024	5/2/2024	91	5.300%	249,573	246,327	-	-
FirstBank Southwest, TX	CDR	365	2/1/2024	5/2/2024	91	5.300%	249,573	246,327	-	-
HomeStreet Bank, WA	CDR	365	2/1/2024	5/2/2024	91	5.300%	249,573	246,327	-	-
Landmark National Bank, KS	CDR	365	2/1/2024	5/2/2024	91	5.300%	249,573	246,327	-	-
Modern Bank, National Association, NY	CDR	365	2/1/2024	5/2/2024	91	5.300%	249,573	246,327	-	-
Oakstar Bank, MO	CDR	365	2/1/2024	5/2/2024	91	5.300%	249,573	246,327	-	-
Pathfinder Bank, NY	CDR	365	2/1/2024	5/2/2024	91	5.300%	249,573	246,327	-	-
Provident Bank, NJ	CDR	365	2/1/2024	5/2/2024	91	5.300%	249,573	246,327	-	-
River City Bank, CA	CDR	365	2/1/2024	5/2/2024	91	5.300%	249,573	246,327	-	-
Signature Bank of Arkansas, AR	CDR	365	2/1/2024	5/2/2024	91	5.300%	249,573	246,327	-	-
St. Louis Bank, MO	CDR	365	2/1/2024	5/2/2024	91	5.300%	249,573	246,327	-	-
TowneBank, VA	CDR	365	2/1/2024	5/2/2024	91	5.300%	249,573	246,327	-	-
Unico Bank, MO	CDR	365	2/1/2024	5/2/2024	91	5.300%	249,573	246,327	-	-

Waterford Bank, N.A., OH	CDR	365	2/1/2024	5/2/2024	91	5.300%	249,573	246,327	-	-
Founders Bank, DC	CDR	365	2/1/2024	5/2/2024	91	5.300%	104,201	102,846	-	-
Bank 7	CD	365	6/12/2023	5/15/2024	338	5.204%	249,784	238,300	-	-
American Bank, National Association, TX	CDR	365	2/15/2024	5/16/2024	91	5.300%	249,573	246,327	-	-
Associated Bank, N.A., WI	CDR	365	2/15/2024	5/16/2024	91	5.300%	249,573	246,327	-	-
BCBank, Inc, WV	CDR	365	2/15/2024	5/16/2024	91	5.300%	249,573	246,327	-	-
Bank of Ocean City, MD	CDR	365	2/15/2024	5/16/2024	91	5.300%	249,573	246,327	-	-
Bank of Pontiac, IL	CDR	365	2/15/2024	5/16/2024	91	5.300%	249,573	246,327	-	-
Beneficial State Bank, CA	CDR	365	2/15/2024	5/16/2024	91	5.300%	249,573	246,327	-	-
Cathay Bank, CA	CDR	365	2/15/2024	5/16/2024	91	5.300%	249,573	246,327	-	-
Centreville Bank, RI	CDR	365	2/15/2024	5/16/2024	91	5.300%	249,573	246,327	-	-
Dayspring Bank, NE	CDR	365	2/15/2024	5/16/2024	91	5.300%	249,573	246,327	-	-
Dream First Bank, N.A., KS	CDR	365	2/15/2024	5/16/2024	91	5.300%	249,573	246,327	-	-
First Commonwealth Bank, PA	CDR	365	2/15/2024	5/16/2024	91	5.300%	249,573	246,327	-	-
First Fed Community Bk of Bucyrus, OH	CDR	365	2/15/2024	5/16/2024	91	5.300%	249,573	246,327	-	-
First National Bank, TX	CDR	365	2/15/2024	5/16/2024	91	5.300%	249,573	246,327	-	-
Fortress Bank, IL	CDR	365	2/15/2024	5/16/2024	91	5.300%	249,573	246,327	-	-
Generations Bank, NY	CDR	365	2/15/2024	5/16/2024	91	5.300%	249,573	246,327	-	-
Grand Valley Bank, UT	CDR	365	2/15/2024	5/16/2024	91	5.300%	249,573	246,327	-	-
Independent Bank, MI	CDR	365	2/15/2024	5/16/2024	91	5.300%	249,573	246,327	-	-
Israel Discount Bank of New York, NY	CDR	365	2/15/2024	5/16/2024	91	5.300%	249,573	246,327	-	-
Kanza Bank, KS	CDR	365	2/15/2024	5/16/2024	91	5.300%	249,573	246,327	-	-
Kennebec Savings Bank, ME	CDR	365	2/15/2024	5/16/2024	91	5.300%	249,573	246,327	-	-
Lifestore Bank, NC	CDR	365	2/15/2024	5/16/2024	91	5.300%	249,573	246,327	-	-
Mabrey Bank, OK	CDR	365	2/15/2024	5/16/2024	91	5.300%	249,573	246,327	-	-
Malvern Bank, IA	CDR	365	2/15/2024	5/16/2024	91	5.300%	249,573	246,327	-	-
Meadows Bank, NV	CDR	365	2/15/2024	5/16/2024	91	5.300%	249,573	246,327	-	-
Meridian Bank, PA	CDR	365	2/15/2024	5/16/2024	91	5.300%	249,573	246,327	-	-
Northwest Bank, ID	CDR	365	2/15/2024	5/16/2024	91	5.300%	249,573	246,327	-	-
Planters Bank & Trust Company, MS	CDR	365	2/15/2024	5/16/2024	91	5.300%	249,573	246,327	-	-
Platinum Bank, MN	CDR	365	2/15/2024	5/16/2024	91	5.300%	249,573	246,327	-	-
Providence Bank & Trust, IL	CDR	365	2/15/2024	5/16/2024	91	5.300%	249,573	246,327	-	-
Red River State Bank, MN	CDR	365	2/15/2024	5/16/2024	91	5.300%	249,573	246,327	-	-
Solera National Bank, CO	CDR	365	2/15/2024	5/16/2024	91	5.300%	249,573	246,327	-	-
The Cincinnatus Savings & Loan Co., OH	CDR	365	2/15/2024	5/16/2024	91	5.300%	249,573	246,327	-	-
The Citizens Bank of Winfield, AL	CDR	365	2/15/2024	5/16/2024	91	5.300%	249,573	246,327	-	-
The Dime Bank, PA	CDR	365	2/15/2024	5/16/2024	91	5.300%	249,573	246,327	-	-
Union Bank, Inc., WV	CDR	365	2/15/2024	5/16/2024	91	5.300%	249,573	246,327	-	-
United Prarie Bank, MN	CDR	365	2/15/2024	5/16/2024	91	5.300%	249,573	246,327	-	-
United Republic Bank, NE	CDR	365	2/15/2024	5/16/2024	91	5.300%	249,573	246,327	-	-
Watermark Bank, OK	CDR	365	2/15/2024	5/16/2024	91	5.300%	249,573	246,327	-	-
biBANK, LA	CDR	365	2/15/2024	5/16/2024	91	5.300%	249,573	246,327	-	-

Mid Penn Bank, PA	CDR	365	2/15/2024	5/16/2024	91	5.300%	236,384	233,310	-	-
The Bank of Elk River, MN	CDR	365	2/15/2024	5/16/2024	91	5.300%	84,655	83,554	-	-
Gold Coast Bank, IL	CDR	365	2/15/2024	5/16/2024	91	5.300%	23,358	23,054	-	-
Franklin Savings Bank, ME	CDR	365	2/15/2024	5/16/2024	91	5.300%	21,570	21,289	-	-
Bank of Colorado, CO	CDR	365	2/15/2024	5/16/2024	91	5.300%	16,232	16,021	-	-
Bruing Bank, NE	CDR	365	2/15/2024	5/16/2024	91	5.300%	16,232	16,021	-	-
Central Bank, TX	CDR	365	3/14/2024	6/13/2024	91	5.298%	249,573	246,328	3,244.79	246,328
First Community Bank of Tennessee, TN	CDR	365	3/14/2024	6/13/2024	91	5.298%	249,573	246,328	3,244.79	246,328
First Federal Bank & Trust, WY	CDR	365	3/14/2024	6/13/2024	91	5.298%	249,573	246,328	3,244.79	246,328
First Ntl Bk&Trst Co of Weatherford, TX	CDR	365	3/14/2024	6/13/2024	91	5.298%	249,573	246,328	3,244.79	246,328
First Oklahoma Bank, OK	CDR	365	3/14/2024	6/13/2024	91	5.298%	249,573	246,328	3,244.79	246,328
Forward Bank, WI	CDR	365	3/14/2024	6/13/2024	91	5.298%	249,573	246,328	3,244.79	246,328
Great Plains National Bank, OK	CDR	365	3/14/2024	6/13/2024	91	5.298%	249,573	246,328	3,244.79	246,328
Independent Bank, TX	CDR	365	3/14/2024	6/13/2024	91	5.298%	249,573	246,328	3,244.79	246,328
Louisiana National Bank, LA	CDR	365	3/14/2024	6/13/2024	91	5.298%	249,573	246,328	3,244.79	246,328
Merchants and Manufacturers Bank, IL	CDR	365	3/14/2024	6/13/2024	91	5.298%	249,573	246,328	3,244.79	246,328
Ohio State Bank, OH	CDR	365	3/14/2024	6/13/2024	91	5.298%	249,573	246,328	3,244.79	246,328
Pakre Bank, NJ	CDR	365	3/14/2024	6/13/2024	91	5.298%	249,573	246,328	3,244.79	246,328
R Bank, TX	CDR	365	3/14/2024	6/13/2024	91	5.298%	249,573	246,328	3,244.79	246,328
Simmons Bank, AR	CDR	365	3/14/2024	6/13/2024	91	5.298%	249,573	246,328	3,244.79	246,328
Summit Bank, OR	CDR	365	3/14/2024	6/13/2024	91	5.298%	249,573	246,328	3,244.79	246,328
Washington Business Bank, WA	CDR	365	3/14/2024	6/13/2024	91	5.298%	249,573	246,328	3,244.79	246,328
Washington Federal Bank, WA	CDR	365	3/14/2024	6/13/2024	91	5.298%	249,573	246,328	3,244.79	246,328
West Bank, IA	CDR	365	3/14/2024	6/13/2024	91	5.298%	249,573	246,328	3,244.71	246,328
Franklin Savings Bank, ME	CDR	365	3/14/2024	6/13/2024	91	5.298%	228,003	225,038	2,965.10	225,038
United Community Bank, MN	CDR	365	3/14/2024	6/13/2024	91	5.298%	206,163	203,483	2,680.40	203,483
Valley State Bank, KS	CDR	365	3/14/2024	6/13/2024	91	5.298%	122,895	121,298	1,597.81	121,298
Liberty National Bank, OK	CDR	365	3/14/2024	6/13/2024	91	5.298%	16,489	16,274	214.37	16,274
Western Bank, TX	CDR	365	3/21/2024	6/20/2024	91	5.290%	249,573	246,333	3,239.97	246,333
Bank of Belleville, IL	CDR	365	3/21/2024	6/20/2024	91	5.290%	249,573	246,333	3,239.95	246,333
Bank of Columbia, KY	CDR	365	3/21/2024	6/20/2024	91	5.290%	249,573	246,333	3,239.95	246,333
Cornerstone Bank, KS	CDR	365	3/21/2024	6/20/2024	91	5.290%	249,573	246,333	3,239.95	246,333
Crossroads Bank, IN	CDR	365	3/21/2024	6/20/2024	91	5.290%	249,573	246,333	3,239.95	246,333
First Arkansas Bank and Trust, AR	CDR	365	3/21/2024	6/20/2024	91	5.290%	249,573	246,333	3,239.95	246,333
First Federal Savings Bank, IN	CDR	365	3/21/2024	6/20/2024	91	5.290%	249,573	246,333	3,239.95	246,333
First National Bank of Central Texas, TX	CDR	365	3/21/2024	6/20/2024	91	5.290%	249,573	246,333	3,239.95	246,333
GNBank, National Association, KS	CDR	365	3/21/2024	6/20/2024	91	5.290%	249,573	246,333	3,239.95	246,333
Habib American Bank, NY	CDR	365	3/21/2024	6/20/2024	91	5.290%	249,573	246,333	3,239.95	246,333
Highland Bank, MN	CDR	365	3/21/2024	6/20/2024	91	5.290%	249,573	246,333	3,239.95	246,333
Home State Bank, IA	CDR	365	3/21/2024	6/20/2024	91	5.290%	249,573	246,333	3,239.95	246,333
SNB Bank, National Association, OK	CDR	365	3/21/2024	6/20/2024	91	5.290%	249,573	246,333	3,239.95	246,333
Stockmens Bank, CO	CDR	365	3/21/2024	6/20/2024	91	5.290%	249,573	246,333	3,239.95	246,333

Texas Republic Bank, National Associatio, TX	CDR	365	3/21/2024	6/20/2024	91	5.290%	249,573	246,333	3,239.95	246,333
Traditional Capital Bank, MN	CDR	365	3/21/2024	6/20/2024	91	5.290%	249,573	246,333	3,239.95	246,333
West Gate Bank, NE	CDR	365	3/21/2024	6/20/2024	91	5.290%	249,573	246,333	3,239.95	246,333
Liberty National Bank, OK	CDR	365	3/21/2024	6/20/2024	91	5.290%	233,084	230,058	3,025.90	230,058
Gold Coast Bank, IL	CDR	365	3/21/2024	6/20/2024	91	5.290%	226,215	223,278	2,936.72	223,278
Northstar Bank, MI	CDR	365	3/21/2024	6/20/2024	91	5.290%	199,837	197,243	2,594.28	197,243
High Plains Bank, CO	CDR	365	3/21/2024	6/20/2024	91	5.290%	126,931	125,283	1,647.81	125,283
F&M Bank and Trust Company, MO	CDR	365	3/21/2024	6/20/2024	91	5.290%	23,768	23,460	308.56	23,460
Mid Penn Bank, PA	CDR	365	3/21/2024	6/20/2024	91	5.290%	13,189	13,018	171.22	13,018
Financial Federal Bank, TN	CD	365	5/17/2023	5/16/2024	365	5.000%	249,900	238,000	-	-
NorthEast Community Bank, NY	CD	365	5/17/2023	5/16/2024	365	5.022%	249,762	237,850	-	-
First National Bank, ME	CD	365	5/17/2023	5/16/2024	365	4.997%	249,856	238,000	-	-
First Horizon Bank, 337158AW9	DTC	365	5/23/2023	5/22/2024	365	5.053%	237,000	237,219	-	-
Morgan Stanley Bank NA, 61690U6Q8	DTC	365	5/24/2023	5/23/2024	365	5.053%	237,000	237,219	-	-
Bank of America NA, 06051VT89	DTC	365	5/24/2023	5/23/2024	365	5.053%	237,000	237,219	-	-
US TREASURY N/B	SEC	365	1/30/2024	5/28/2024	119	5.205%	4,779,000	4,699,461	-	-
WI Treasury SEC., 912797KE6	SEC	365	2/13/2024	6/11/2024	119	5.210%	4,576,000	4,499,776	76,224.49	4,499,776
US TREASURY N/B	SEC	365	7/15/2021	7/31/2024	1112	0.310%	1,878,000	1,981,217	(103,216.64)	1,981,217
ISDLAF+ Term Series, IL	TS	365	2/2/2024	8/2/2024	182	5.100%	3,086,545	3,010,000	76,544.71	3,010,000
ISDLAF+ Term Series, IL	TS	365	3/21/2024	11/14/2024	238	5.150%	5,167,904	5,000,000	167,904.11	5,000,000
ISDLAF+ Term Series, IL	TS	365	4/8/2024	8/7/2024	121	5.320%	5,596,999	5,500,000	96,998.91	5,500,000
ISDLAF+ Term Series, IL	TS	365	5/3/2024	6/14/2024	42	5.280%	15,091,134	15,000,000	91,134.26	15,000,000
First Internet Bank of Indiana, IN	CD	365	5/17/2023	11/7/2024	540	4.509%	247,652	232,100	15,551.50	232,100
Bank Hapoalim B.M., NY	CD	365	5/17/2023	11/7/2024	540	4.643%	249,859	233,800	16,058.77	233,800
ServisFirst Bank, FL	CD	365	5/17/2023	11/7/2024	540	5.302%	249,879	231,750	18,128.93	231,750
Schertz Bank & Trust, TX	CD	365	5/17/2023	11/7/2024	540	4.643%	249,859	233,800	16,058.77	233,800
The First National Bank of McGregor, TX	CD	365	5/17/2023	11/7/2024	540	4.700%	249,683	233,450	16,232.77	233,450
First Western Bank & Tru, 33749VBQ0	DTC	365	5/23/2023	11/22/2024	549	4.762%	248,000	248,316	-	248,316
Morgan Stanley PVT Bank, 61768ETZ6	DTC	365	5/24/2023	11/25/2024	551	5.005%	243,000	243,157	-	243,157
Western Alliance Bank, CA	CD	365	1/26/2024	1/24/2025	364	5.108%	4,203,760	4,000,000	203,760.22	4,000,000
Western Alliance Bank, CA	CD	365	5/22/2024	3/4/2025	286	5.161%	7,491,165	7,200,000	291,165.24	7,200,000
Cornerstone Bank, NE	CD	365	5/17/2023	5/16/2025	730	5.060%	249,883	226,500	23,383.07	226,500
Baxter Credit Union, IL	CD	365	5/17/2023	5/16/2025	730	4.718%	249,888	228,000	21,887.54	228,000
BAC Community Bank, CA	CD	365	5/22/2024	5/22/2025	365	5.058%	249,881	237,850	12,031.38	237,850
T Bank, National Association, TX	CD	365	5/22/2024	5/22/2025	365	5.108%	249,893	237,750	12,143.38	237,750
Western Alliance Bank, CA	CD	365	5/22/2024	5/22/2025	365	5.212%	249,879	237,500	12,378.50	237,500
Wells Fargo Bank NA, 949764CT9	DTC	365	5/23/2023	5/23/2025	731	4.855%	248,000	248,213	-	248,213
US TREASURY N/B	SEC	365	7/15/2021	7/31/2025	1477	0.530%	2,020,000	1,997,433	22,567.19	1,997,433
US TREASURY N/B	SEC	365	7/15/2021	7/31/2026	1842	0.700%	1,874,000	1,982,926	(108,926.25)	1,982,926
PMA/ISDLAF Liquid #10254-101	Short term trust deposit	365		as needed	n/a	5.128%		15,364	-	15,364
PMA/ISDLAF Max #10254-101	Short term trust deposit	365		as needed	n/a	5.228%		4,239,128	-	4,239,128
PMA/ISDLAF LTD #10254-101	LTD Account	365	1/19/2021	5/31/2024			26,505,000	26,505,000	-	26,505,000

PMA/ISDLAF Liquid #10254-104	Short term trust deposit	365	as needed	n/a	5.128%	11,189,805	-	11,189,805
PMA/ISDLAF Max #10254-104	Short term trust deposit	365	as needed	n/a	5.228%	22,453		22,453
<b>Total Operating Investments with PMA</b>								135,469,435
							Outstanding Items	(4,819,696)
							Bond & Interest Fund Transfers	-
							Capital Fund Cash Balance	(52,033,930)
<b>TOTAL OPERATING FUNDS AS OF</b>			31-May-24					78,615,809
<b>TOTAL BOND AND INTEREST FUND INVESTMENTS AS OF</b> (see page 5 for details):			31-May-24					2,135,098
<b>TOTAL CAPITAL FUND INVESTMENTS AS OF</b>			31-May-24					52,033,930
<b>TOTAL FUNDS INVESTED</b> (Including Bond & Interest Fund)			31-May-24				<b>\$</b>	<b>132,784,837</b>
May 31, 2024								

**COMMUNITY UNIT SCHOOL DISTRICT #300**

Summary of Fiscal Year Investment Activity-Bond and Interest Fund

Depository or Instrument	Type	Bank #	Year	Date Purchased	Date of Maturity	Term (Days)	Rate (%)	Par/Face	Principal Invested	Earnings to Maturity	Principal Invested @ 05/31/24
<b>BOND AND INTEREST FUND INVESTMENTS</b>											
NEXBANK, SSB-ICS, TX	SDA	365		10/31/2023			5.250%	129,454	130,030	-	129,454
PMA 1994 Escrow Fund; #10254-103-Liquid	Short term trust deposit	365			as needed	n/a	5.128%		0	-	0
PMA 1994 Escrow Fund; #10254-103-Max	Short term trust deposit	365			as needed	n/a	5.228%		3,271,116	-	3,271,116
<b>Total B&amp;I Investments with PMA</b>									3,401,146		3,401,146
<b>TOTAL BOND AND INTEREST FUNDS INVESTMENTS AS OF:</b>					31-May-24				3,401,146		3,401,146
										Outstanding Items	(1,266,047.40)
										Operating Fund Transfers	
										Cash Balance Per General Ledger	<u>2,135,098</u>

# Balance Sheet

GL292 Date 07/02/24  
Time 17:11

Company 10 - Educational Fund  
Balance Sheet  
For Period 11 Ending May 31, 2024

USD

Page 1

Fiscal Year 2024

Consolidated		Educational Fund	Consolidated		
Account Nbr	Description	Current Year	Previous Year	Change	Percent
<b>ASSETS</b>					
CURASSETS					
8000					
8010-0000					
8014-0000					
8015-0000					
8016-0000					
8017-0000					
Total Cash		26,852,707.11	33,538,102.97	6,685,395.86-	19.9-
<b>RECEIVABLES</b>					
8100					
8110-0000					
8190-0000					
8192-0000					
Total 110-122		84,930,415.05	76,937,909.05	7,992,506.00	10.4
8400					
8440-0000					
8486-0000					
Total Other Current Assets		1,415.99	1,415.98	.01	50.0-
Total Receivables		84,931,831.04	76,939,325.03	7,992,506.01	10.4
Total Current Assets		111,784,538.15	110,477,428.00	1,307,110.15	1.2
Total Assets		111,784,538.15	110,477,428.00	1,307,110.15	1.2
<b>LIABFBAL</b>					
LIABILITIES					
9000					
9011-0000					
9021-0000					
9022-0000					
9023-0000					
9025-0000					
9026-0000					
9098-0000					
Total Current Liabilities		78,792,149.09-	71,638,152.67-	7,153,996.42-	10.0
9300					
9301-0000					
9302-0000					
9303-0000					

# Balance Sheet

GL292 Date 07/02/24  
Time 17:11

Company 10 - Educational Fund  
Balance Sheet  
For Period 11 Ending May 31, 2024

USD

Page 2

Fiscal Year 2024

Consolidated		Educational Fund	Consolidated		
Account Nbr	Description	Current Year	Previous Year	Change	Percent
9300	Payroll Deductions				
9310-0000	Annuities Payable	201.53-	248.47	450.00-	181.1-
9320-0000	Employee Disability/Life Payable	4,175.12-	53,692.40-	49,517.28	92.2-
9321-0000	FSA	42,027.02	4,923.24-	46,950.26	953.6-
9322-0000	Employee Health Payable	314.98	0.00	314.98	
9325-0000	Health Savings Account (HSA)	353,813.78-	2,625.00-	351,188.78-	13378.6
9330-0000	TRS	412,699.38-	679,212.77-	266,513.39	39.2-
9340-0000	THIS-Employee	121,647.91-	152,788.97-	31,141.06	20.4-
9362-0000	Garnishments	88.08	731.66	643.58-	88.0-
9363-0000	Union Dues	218.12	96.01	122.11	127.2
9368-0000	Employee Voluntary Insurance Payabl	675.01	351.39	323.62	92.1
	<b>Total Payroll Deductions</b>	<b>844,855.59-</b>	<b>890,318.90-</b>	<b>45,463.31</b>	<b>5.1-</b>
9400	Other Payables				
9402-0000	Owed to Foundation	267.40-	485.00-	217.60	44.9-
9403-0000	Owed to Settlement	1,257.50-	1,257.50-	0.00	
9404-0000	Owed to Building-Music Donations	1,624.23-	1,124.23-	500.00-	44.5
9410-0000	Owed to Building-Vending	168,025.42-	169,259.40-	1,233.98	.7-
9411-0000	Owed to Building-Picture Money	177,913.84-	170,855.07-	7,058.77-	4.1
9412-0000	Owed to Building-ACT Prep Program	300,895.84-	331,777.58-	30,881.74	9.3-
9413-0000	Owed to Building-Physical Education	316,257.66-	301,721.89-	14,535.77-	4.8
9414-0000	Owed to Building-Athletics	270,217.68-	167,186.04-	103,031.64-	61.6
9415-0000	Owed to Building-Yearbook	105,604.32-	97,604.10-	8,000.22-	8.2
9416-0000	Owed to Building-Year in Review Vid	3,300.15-	3,300.15-	0.00	
9417-0000	Owed to Building-Athletic Tournamen	179,594.07-	173,954.64-	5,639.43-	3.2
9418-0000	Owed to Building-Assignment Books	2,820.00-	2,820.00-	0.00	
9419-0000	Owed to Building-Other	172,818.54-	178,273.99-	5,455.45	3.1-
9420-0000	Owed to Building - Spec Olympics	4,461.73-	4,364.73-	97.00-	2.2
9421-0000	Owed to Building - Admin Mentoring	10,220.75-	10,220.75-	0.00	
9422-0000	Owed to Building - Corporate Sponso	20,426.43-	22,248.86-	1,822.43	8.2-
9423-0000	Owed to Building - Athletic Donation	96,701.74-	69,592.41-	27,109.33-	39.0
9424-0000	Owed To Building - Musical	155,416.27-	157,112.49-	1,696.22	1.1-
9425-0000	Owed to Building - Summer Camps	4,650.39-	4,812.57-	162.18	3.4-
9426-0000	Owed to Building - Library	99,979.79-	99,481.89-	497.90-	.5
9428-0000	Owed to Building - Homeless	19,410.90-	14,880.53-	4,530.37-	30.4
9429-0000	Owed to Building - BPAC	360.64-	360.64-	0.00	
9430-0000	Owed to Building - Donations	76,912.28-	113,164.96-	36,252.68	32.0-
9434-0000	Owed to Buildings-Basketball	648.85-	3,293.89-	2,645.04	80.3-
9437-0000	Owed to Buildings-Softball	250.00-	250.00-	0.00	
9440-0000	Owed to Building-Grants	3,353.23-	2,858.83-	494.40-	17.3
9441-0000	Owed to Building-CTE INCubator Spon	5,205.01-	0.00	5,205.01-	
9460-0000	Other Payables	2,450,684.55	2,532,241.55	81,557.00-	3.2-
9461-0000	Credit Card Payable	482.96-	482.96-	0.00	
9462-0000	Owed to Building-Print Shop	2,442.25-	1,990.25-	452.00-	22.7
9463-0000	Summer Camp-Bowling	.30-	.30-	0.00	
9464-0000	Summer Camp-Girls Basketball	27,916.19-	23,850.19-	4,066.00-	17.0
9465-0000	Summer Camp-Boys Basketball	56,339.15-	54,597.15-	1,742.00-	3.2
9466-0000	Summer Camp-Coed Tennis	26,963.46-	20,019.08-	6,944.38-	34.7
9467-0000	Summer Camp-Football	59,041.20-	51,274.28-	7,766.92-	15.1
9468-0000	Summer Camp-Coed Volleyball	13,084.87-	8,374.87-	4,710.00-	56.2
9469-0000	Summer Camp-Coed Wrestling	11,603.71-	6,654.19-	4,949.52-	74.4

# Balance Sheet

GL292 Date 07/02/24  
Time 17:11

Company 10 - Educational Fund  
Balance Sheet  
For Period 11 Ending May 31, 2024

USD

Page 3

Fiscal Year 2024

Consolidated		Educational Fund	Consolidated		
Account Nbr	Description	Current Year	Previous Year	Change	Percent
9400	Other Payables				
9470-0000	Summer Camp-Boys Baseball	22,989.36-	23,692.65-	703.29	3.0-
9471-0000	Summer Camp-Girls Softball	9,254.87-	5,410.00-	3,844.87-	71.1
9472-0000	Sports Camp-Elementary	586.57-	586.57-	0.00	
9473-0000	Summer Camp-Coed Soccer	333.30	333.30	0.00	
9474-0000	Summer Camp-Cheerleading	19,638.29-	16,416.58-	3,221.71-	19.6
9475-0000	Custodial Services	163,711.90-	140,065.07-	23,646.83-	16.9
9477-0000	Summer Camp-Coed Basketball	233.60	233.60	0.00	
9478-0000	Summer Camp-Girls Soccer	779.37-	1,604.37-	825.00	51.4-
9479-0000	Summer Camp-Coed Cross Country	13,452.90-	9,125.02-	4,327.88-	47.4
9480-0000	Summer Camp-Boys Lacrosse	7,787.29-	7,071.25-	716.04-	10.1
9481-0000	Summer Camp-Girls Lacrosse	629.62-	419.62-	210.00-	50.0
9482-0000	Summer Camp-Dance Camp	13,514.46-	12,279.06-	1,235.40-	10.1
9483-0000	Summer Camp-Boys Soccer	33,205.86-	32,666.16-	539.70-	1.7
9484-0000	Summer Camp-Girls Golf	4,128.39-	2,942.54-	1,185.85-	40.3
9485-0000	Summer Camp-Boys Golf	4,916.18-	3,574.67-	1,341.51-	37.5
9486-0000	Summer Camp-Girls Volleyball	32,220.28-	25,765.72-	6,454.56-	25.1
9488-0000	Summer Camp-Marching Band	11,391.14-	7,748.74-	3,642.40-	47.0
9492-0000	Summer Camp-Strength & Conditioning	8,540.28-	8,540.28-	0.00	
9493-0000	Summer Camp-Girls Track	2,048.99-	208.99-	1,840.00-	880.4
9494-0000	Summer Camp-Boys Track	1,710.38-	1,025.00-	685.38-	66.9
9495-0000	Ed Services Donations	737.65-	520.65-	217.00-	41.7
9496-0000	FSL Events-Donations	71.56-	71.56-	0.00	
9497-0000	Coffee Shop	4,708.18-	4,575.19-	132.99-	2.9
9498-0000	Owed to Special Events	11,761.77-	3,021.77-	8,740.00-	289.2
9499-0000	Owed to Wellness	47,018.84-	35,340.84-	11,678.00-	33.0
	Total Other Payables	360,021.43-	79,369.26-	280,652.17-	353.6
9500	Long-Term Liabilities				
9505-0000	Lease Liability GASB 87	0.00	3,696,757.00-	3,696,757.00	100.0-
	Total Long-Term Liabilities	0.00	3,696,757.00-	3,696,757.00	100.0-
	Total Liabilities	79,997,026.11-	76,304,597.83-	3,692,428.28-	4.8
FUNDBAL	Equity				
9900-0000	Fund Balance	63,406,139.50-	55,633,280.55-	7,772,858.95-	14.0
9950-0000	Current Year Net Change in Fund Balan	31,358,328.24	21,460,450.38	9,897,877.86	46.1
9997-0000	Payroll Clearing	259,768.50	0.00	259,768.50	
9998-0000	Error Suspense Payroll	530.72	0.00	530.72	
	Total Equity	31,787,512.04-	34,172,830.17-	2,385,318.13	7.0-
	Total Liabilities & Fund Equit	111,784,538.15-	110,477,428.00-	1,307,110.15-	1.2

# Balance Sheet

GL292 Date 07/02/24  
Time 17:11

Company 11 - Health Insurance Fund  
Balance Sheet  
For Period 11 Ending May 31, 2024

USD

Page 4

Fiscal Year 2024

Consolidated		Health Insurance Fund	Consolidated		
Account Nbr	Description	Current Year	Previous Year	Change	Percent
ASSETS	Assets				
CURASSETS	Current Assets				
8000	Cash				
8010-0000	Cash	4,119,221.15	27,776.01	4,091,445.14	14730.1
	Total Cash	4,119,221.15	27,776.01	4,091,445.14	14730.1
	Total Current Assets	4,119,221.15	27,776.01	4,091,445.14	14730.1
	Total Assets	4,119,221.15	27,776.01	4,091,445.14	14730.1
LIABFBAL	Liabilities & Fund Equity				
LIABILITIES	Liabilities				
9000	Current Liabilities				
9011-0000	Accounts Payable	4,106.26	1,920.00-	6,026.26	313.9-
	Total Current Liabilities	4,106.26	1,920.00-	6,026.26	313.9-
9300	Payroll Deductions				
9322-0000	Employee Health Payable	3,823,330.46-	196,625.82	4,019,956.28-	2044.5-
9323-0000	Employee Dental Payable	265,069.95-	193,757.20-	71,312.75-	36.8
9324-0000	Employee Vision Payable	34,927.00-	28,724.63-	6,202.37-	21.6
	Total Payroll Deductions	4,123,327.41-	25,856.01-	4,097,471.40-	15847.3
	Total Liabilities	4,119,221.15-	27,776.01-	4,091,445.14-	14730.1
	Total Liabilities & Fund Equity	4,119,221.15-	27,776.01-	4,091,445.14-	14730.1

# Balance Sheet

GL292 Date 07/02/24  
Time 17:11

Company 14 - Grant Fund  
Balance Sheet  
For Period 11 Ending May 31, 2024

USD

Page 5

Fiscal Year 2024

Consolidated		Grant Fund	Consolidated		
Account Nbr	Description	Current Year	Previous Year	Change	Percent
<b>ASSETS</b>					
Assets					
<b>CURASSETS</b>					
Current Assets					
8000	Cash				
8010-0000	Cash	3,758,392.04	1,131,954.61	2,626,437.43	232.0
	Total Cash	3,758,392.04	1,131,954.61	2,626,437.43	232.0
<b>RECEIVABLES</b>					
Receivables					
8400	Other Current Assets				
8486-0000	Invoice Tolerance	.01	.01	0.00	
	Total Other Current Assets	.01	.01	0.00	
	Total Receivables	.01	.01	0.00	
	Total Current Assets	3,758,392.05	1,131,954.62	2,626,437.43	232.0
	Total Assets	3,758,392.05	1,131,954.62	2,626,437.43	232.0
<b>LIABFBAL</b>					
Liabilities & Fund Equity					
<b>LIABILITIES</b>					
Liabilities					
9000	Current Liabilities				
9011-0000	Accounts Payable	33,981.71	5,332.73	28,648.98	537.2
9023-0000	Accrued Accounts Payable (Auditor A	29,592.58-	2,710.63-	26,881.95-	991.7
	Total Current Liabilities	4,389.13	2,622.10	1,767.03	67.4
9300	Payroll Deductions				
9330-0000	TRS	58,417.96-	58,417.96-	0.00	
	Total Payroll Deductions	58,417.96-	58,417.96-	0.00	
9400	Other Payables				
9428-0000	Owed to Building - Homeless	0.00	887.63	887.63-	100.0-
	Total Other Payables	0.00	887.63	887.63-	100.0-
	Total Liabilities	54,028.83-	54,908.23-	879.40	1.6-
<b>FUNDBAL</b>					
Equity					
9900-0000	Fund Balance	2,516,947.49-	798,799.58-	1,718,147.91-	215.1
9950-0000	Current Year Net Change in Fund Balan	1,187,415.73-	278,246.81-	909,168.92-	326.7
	Total Equity	3,704,363.22-	1,077,046.39-	2,627,316.83-	243.9
	Total Liabilities & Fund Equit	3,758,392.05-	1,131,954.62-	2,626,437.43-	232.0

# Balance Sheet

GL292 Date 07/02/24  
Time 17:11

Company 14 - Grant Fund  
Balance Sheet  
For Period 11 Ending May 31, 2024

USD

Page 6

Fiscal Year 2024

Consolidated

Grant Fund

Consolidated

Account Nbr	Description	Current Year	Previous Year	Change	Percent
-----	-----	-----	-----	-----	-----
=====	=====	=====	=====	=====	=====

# Balance Sheet

GL292 Date 07/02/24  
Time 17:11

Company 19 - Covid 19 Fund  
Balance Sheet  
For Period 11 Ending May 31, 2024

USD

Page 7

Fiscal Year 2024

Consolidated		Covid 19 Fund	Consolidated		
Account Nbr	Description	Current Year	Previous Year	Change	Percent
<b>ASSETS</b>					
Assets					
<b>CURASSETS</b>					
Current Assets					
Cash					
8000	Cash				
8010-0000	Cash	4,900,898.09-	484,431.12-	4,416,466.97-	911.7
8014-0000	Payroll Account	.01-	0.00	.01-	
	Total Cash	4,900,898.10-	484,431.12-	4,416,466.98-	911.7
	Total Current Assets	4,900,898.10-	484,431.12-	4,416,466.98-	911.7
	Total Assets	4,900,898.10-	484,431.12-	4,416,466.98-	911.7
<b>LIABFBAL</b>					
Liabilities & Fund Equity					
<b>LIABILITIES</b>					
Liabilities					
Current Liabilities					
9000	Accounts Payable	12,196.07	11.99	12,184.08	101618.7
9023-0000	Accrued Accounts Payable (Auditor A)	12,196.07-	11.99-	12,184.08-	101618.7
	Total Current Liabilities	0.00	0.00	0.00	
9300	Payroll Deductions				
9320-0000	Employee Disability/Life Payable	759.58-	2,102.96-	1,343.38	63.9-
9321-0000	FSA	12,829.47-	13,674.38-	844.91	6.2-
9325-0000	Health Savings Account (HSA)	5,250.00-	0.00	5,250.00-	
9330-0000	TRS	322.14	0.00	322.14	
	Total Payroll Deductions	18,516.91-	15,777.34-	2,739.57-	17.4
	Total Liabilities	18,516.91-	15,777.34-	2,739.57-	17.4
<b>FUNDBAL</b>					
Equity					
9900-0000	Fund Balance	5,574,626.67	982,323.86	4,592,302.81	467.5
9950-0000	Current Year Net Change in Fund Balan	655,211.66-	482,115.40-	173,096.26-	35.9
	Total Equity	4,919,415.01	500,208.46	4,419,206.55	883.5
	Total Liabilities & Fund Equit	4,900,898.10	484,431.12	4,416,466.98	911.7

# Balance Sheet

GL292 Date 07/02/24  
Time 17:11

Company 20 - Operations & Maintenance Fund USD  
Balance Sheet  
For Period 11 Ending May 31, 2024

Page 8

Fiscal Year 2024

Consolidated		Operations & Maintenance Fund	Consolidated	Change	Percent
Account Nbr	Description	Current Year	Previous Year		
<b>ASSETS</b>					
Assets					
CURASSETS Current Assets					
8000 Cash					
8010-0000	Cash	3,609,293.98	5,843,987.51	2,234,693.53-	38.2-
	Total Cash	3,609,293.98	5,843,987.51	2,234,693.53-	38.2-
RECEIVABLES Receivables					
8100 110-122					
8110-0000	Interest Receivable	9,989.00	55,887.00	45,898.00-	82.1-
8192-0000	Property Taxes Receivable	17,168,353.00	14,470,397.00	2,697,956.00	18.6
	Total 110-122	17,178,342.00	14,526,284.00	2,652,058.00	18.3
8400 Other Current Assets					
8486-0000	Invoice Tolerance	.13-	.14-	.01	7.1-
	Total Other Current Assets	.13-	.14-	.01	7.1-
	Total Receivables	17,178,341.87	14,526,283.86	2,652,058.01	18.3
	Total Current Assets	20,787,635.85	20,370,271.37	417,364.48	2.0
	Total Assets	20,787,635.85	20,370,271.37	417,364.48	2.0
=====					
<b>LIABFBAL</b>					
LIABILITIES Liabilities & Fund Equity					
9000 Current Liabilities					
9011-0000	Accounts Payable	85,067.54-	19,743.04	104,810.58-	530.9-
9021-0000	Accrued Payroll	126.15	0.00	126.15	
9022-0000	Deferred Revenue	16,894,924.00-	14,525,106.00-	2,369,818.00-	16.3
9023-0000	Accrued Accounts Payable (Auditor A	33,069.96	.13	33,069.83	5438330.8
	Total Current Liabilities	16,946,795.43-	14,505,362.83-	2,441,432.60-	16.8
9300 Payroll Deductions					
9310-0000	Annuities Payable	245.17-	245.17-	0.00	
9320-0000	Employee Disability/Life Payable	14,639.78-	13,344.39-	1,295.39-	9.7
9321-0000	FSA	11,200.84-	14,590.02-	3,389.18	23.2-
9325-0000	Health Savings Account (HSA)	1,625.00-	0.00	1,625.00-	
	Total Payroll Deductions	27,710.79-	28,179.58-	468.79	1.7-
9400 Other Payables					
9410-0000	Owed to Building-Vending	440.83-	440.83-	0.00	
9460-0000	Other Payables	441.00	441.00	0.00	
	Total Other Payables	.17	.17	0.00	

# Balance Sheet

GL292 Date 07/02/24  
Time 17:11

Company 20 - Operations & Maintenance Fund USD  
Balance Sheet  
For Period 11 Ending May 31, 2024

Page 9

Fiscal Year 2024

Consolidated		Operations & Maintenance Fund		Consolidated	
Account Nbr	Description	Current Year	Previous Year	Change	Percent
9500	Long-Term Liabilities				
9505-0000	Lease Liability GASB 87	442,747.00-	646,980.00-	204,233.00	31.6-
	Total Long-Term Liabilities	442,747.00-	646,980.00-	204,233.00	31.6-
	Total Liabilities	17,417,253.05-	15,180,522.24-	2,236,730.81-	14.7
FUNDBAL	Equity				
9900-0000	Fund Balance	3,444,124.94-	6,634,638.74-	3,190,513.80	48.1-
9950-0000	Current Year Net Change in Fund Balan	73,742.14	1,444,889.61	1,371,147.47-	94.9-
	Total Equity	3,370,382.80-	5,189,749.13-	1,819,366.33	35.1-
	Total Liabilities & Fund Equit	20,787,635.85-	20,370,271.37-	417,364.48-	2.0

# Balance Sheet

GL292 Date 07/02/24  
Time 17:11

Company 30 - Bond & Interest Fund  
Balance Sheet  
For Period 11 Ending May 31, 2024

USD

Page 10

Fiscal Year 2024

Consolidated		Bond & Interest Fund	Consolidated		
Account Nbr	Description	Current Year	Previous Year	Change	Percent
ASSETS	Assets				
CURASSETS	Current Assets				
8000	Cash				
8010-0000	Cash	2,135,098.29	1,674,203.26	460,895.03	27.5
	Total Cash	2,135,098.29	1,674,203.26	460,895.03	27.5
RECEIVABLES	Receivables				
8100	110-122				
8110-0000	Interest Receivable	24,300.00	41,168.00	16,868.00-	41.0-
8192-0000	Property Taxes Receivable	12,427,273.00	13,240,757.00	813,484.00-	6.1-
	Total 110-122	12,451,573.00	13,281,925.00	830,352.00-	6.3-
	Total Receivables	12,451,573.00	13,281,925.00	830,352.00-	6.3-
	Total Current Assets	14,586,671.29	14,956,128.26	369,456.97-	2.5-
	Total Assets	14,586,671.29	14,956,128.26	369,456.97-	2.5-
LIABFBAL	Liabilities & Fund Equity				
LIABILITIES	Liabilities				
9000	Current Liabilities				
9022-0000	Deferred Revenue	12,240,367.00-	13,281,056.00-	1,040,689.00	7.8-
	Total Current Liabilities	12,240,367.00-	13,281,056.00-	1,040,689.00	7.8-
	Total Liabilities	12,240,367.00-	13,281,056.00-	1,040,689.00	7.8-
FUNDBAL	Equity				
9900-0000	Fund Balance	11,926,263.29-	10,658,353.55-	1,267,909.74-	11.9
9950-0000	Current Year Net Change in Fund Balan	9,579,959.00	8,983,281.29	596,677.71	6.6
	Total Equity	2,346,304.29-	1,675,072.26-	671,232.03-	40.1
	Total Liabilities & Fund Equit	14,586,671.29-	14,956,128.26-	369,456.97	2.5-

# Balance Sheet

GL292 Date 07/02/24  
Time 17:11

Company 40 - Transportation Fund  
Balance Sheet  
For Period 11 Ending May 31, 2024

USD

Page 11

Fiscal Year 2024

Consolidated		Transportation Fund	Consolidated		
Account Nbr	Description	Current Year	Previous Year	Change	Percent
<b>ASSETS</b>					
Assets					
CURASSETS					
Current Assets					
8000	Cash				
8010-0000	Cash	3,483,143.88	3,964,928.77	481,784.89-	12.2-
	Total Cash	3,483,143.88	3,964,928.77	481,784.89-	12.2-
RECEIVABLES					
Receivables					
8100	110-122				
8110-0000	Interest Receivable	14,091.00	27,910.00	13,819.00-	49.5-
8190-0000	Grants Receivable	2,442,738.00	2,321,853.00	120,885.00	5.2
8192-0000	Property Taxes Receivable	5,166,591.00	4,410,438.00	756,153.00	17.1
	Total 110-122	7,623,420.00	6,760,201.00	863,219.00	12.8
8400	Other Current Assets				
8486-0000	Invoice Tolerance	.01	.01	0.00	
	Total Other Current Assets	.01	.01	0.00	
	Total Receivables	7,623,420.01	6,760,201.01	863,219.00	12.8
	Total Current Assets	11,106,563.89	10,725,129.78	381,434.11	3.6
	Total Assets	11,106,563.89	10,725,129.78	381,434.11	3.6
<b>LIABFBAL</b>					
Liabilities & Fund Equity					
LIABILITIES					
Liabilities					
9000					
Current Liabilities					
9011-0000	Accounts Payable	17.80	156.74	138.94-	88.6-
9022-0000	Deferred Revenue	5,092,149.00-	4,437,759.00-	654,390.00-	14.7
9023-0000	Accrued Accounts Payable (Auditor A	14,267.28-	14,406.22-	138.94	1.0-
	Total Current Liabilities	5,106,398.48-	4,452,008.48-	654,390.00-	14.7
9300	Payroll Deductions				
9310-0000	Annuities Payable	184.58-	184.58-	0.00	
9320-0000	Employee Disability/Life Payable	234.58-	205.43-	29.15-	14.2
	Total Payroll Deductions	419.16-	390.01-	29.15-	7.5
9500	Long-Term Liabilities				
9505-0000	Lease Liability GASB 87	36,817.00-	23,388.00-	13,429.00-	57.4
	Total Long-Term Liabilities	36,817.00-	23,388.00-	13,429.00-	57.4
	Total Liabilities	5,143,634.64-	4,475,786.49-	667,848.15-	14.9

# Balance Sheet

GL292 Date 07/02/24  
Time 17:11

Company 40 - Transportation Fund  
Balance Sheet  
For Period 11 Ending May 31, 2024

USD

Page 12

Fiscal Year 2024

Consolidated		Transportation Fund	Consolidated		
Account Nbr	Description	Current Year	Previous Year	Change	Percent
FUNDBAL	Equity				
9900-0000	Fund Balance	8,740,294.92-	8,715,727.48-	24,567.44-	.3
9950-0000	Current Year Net Change in Fund Balan	2,777,365.67	2,466,384.19	310,981.48	12.6
	Total Equity	5,962,929.25-	6,249,343.29-	286,414.04	4.6-
	Total Liabilities & Fund Equit	11,106,563.89-	10,725,129.78-	381,434.11-	3.6

# Balance Sheet

GL292 Date 07/02/24  
Time 17:11

Company 50 - Municipal Retirement Fund  
Balance Sheet  
For Period 11 Ending May 31, 2024

USD

Page 13

Fiscal Year 2024

Consolidated		Municipal Retirement Fund	Consolidated	Change	Percent
Account Nbr	Description	Current Year	Previous Year		
ASSETS	Assets				
CURASSETS	Current Assets				
8000	Cash				
8010-0000	Cash	3,290,518.10	4,282,910.09	992,391.99-	23.2-
	Total Cash	3,290,518.10	4,282,910.09	992,391.99-	23.2-
RECEIVABLES	Receivables				
8100	110-122				
8110-0000	Interest Receivable	11,267.00	27,220.00	15,953.00-	58.6-
8192-0000	Property Taxes Receivable	2,024,773.00	2,938,410.00	913,637.00-	31.1-
	Total 110-122	2,036,040.00	2,965,630.00	929,590.00-	31.3-
	Total Receivables	2,036,040.00	2,965,630.00	929,590.00-	31.3-
	Total Current Assets	5,326,558.10	7,248,540.09	1,921,981.99-	26.5-
	Total Assets	5,326,558.10	7,248,540.09	1,921,981.99-	26.5-
LIABFBAL	Liabilities & Fund Equity				
LIABILITIES	Liabilities				
9000	Current Liabilities				
9022-0000	Deferred Revenue	2,000,041.00-	2,965,056.00-	965,015.00	32.5-
	Total Current Liabilities	2,000,041.00-	2,965,056.00-	965,015.00	32.5-
9300	Payroll Deductions				
9303-0000	IMRF Payable	1,455.69	822.84-	2,278.53	276.9-
	Total Payroll Deductions	1,455.69	822.84-	2,278.53	276.9-
	Total Liabilities	1,998,585.31-	2,965,878.84-	967,293.53	32.6-
FUNDBAL	Equity				
9900-0000	Fund Balance	4,743,791.35-	4,997,700.14-	253,908.79	5.1-
9950-0000	Current Year Net Change in Fund Balan	1,415,818.56	715,038.89	700,779.67	98.0
	Total Equity	3,327,972.79-	4,282,661.25-	954,688.46	22.3-
	Total Liabilities & Fund Equit	5,326,558.10-	7,248,540.09-	1,921,981.99	26.5-

# Balance Sheet

GL292 Date 07/02/24  
Time 17:11

Company 51 - Social Security/Medicare Fund USD  
Balance Sheet  
For Period 11 Ending May 31, 2024

Page 14

Fiscal Year 2024

Consolidated		Social Security/Medicare Fund	Consolidated		
Account Nbr	Description	Current Year	Previous Year	Change	Percent
ASSETS	Assets				
CURASSETS	Current Assets				
8000	Cash				
8010-0000	Cash	615,556.78-	160,619.85-	454,936.93-	283.2
	Total Cash	615,556.78-	160,619.85-	454,936.93-	283.2
	Total Current Assets	615,556.78-	160,619.85-	454,936.93-	283.2
	Total Assets	615,556.78-	160,619.85-	454,936.93-	283.2
LIABFBAL	Liabilities & Fund Equity				
LIABILITIES	Liabilities				
9300	Payroll Deductions				
9304-0000	FICA Payable	2,773.93-	2,791.73-	17.80	.6-
9305-0000	Medicare Only Payable	8,046.63-	8,226.35-	179.72	2.2-
	Total Payroll Deductions	10,820.56-	11,018.08-	197.52	1.8-
	Total Liabilities	10,820.56-	11,018.08-	197.52	1.8-
FUNDBAL	Equity				
9900-0000	Fund Balance	539,501.76-	1,158,282.85-	618,781.09	53.4-
9950-0000	Current Year Net Change in Fund Balan	1,165,879.10	1,329,919.24	164,040.14-	12.3-
9999-0000	Error Suspense	0.00	1.54	1.54-	100.0-
	Total Equity	626,377.34	171,637.93	454,739.41	264.9
	Total Liabilities & Fund Equit	615,556.78	160,619.85	454,936.93	283.2

# Balance Sheet

GL292 Date 07/02/24  
Time 17:11

Company 60 - Site & Construction Fund  
Balance Sheet  
For Period 11 Ending May 31, 2024

USD

Page 15

Fiscal Year 2024

Consolidated		Site & Construction Fund	Consolidated		
Account Nbr	Description	Current Year	Previous Year	Change	Percent
ASSETS	Assets				
CURASSETS	Current Assets				
8000	Cash				
8010-0000	Cash	35,639,556.63	20,772,397.57	14,867,159.06	71.6
	Total Cash	35,639,556.63	20,772,397.57	14,867,159.06	71.6
RECEIVABLES	Receivables				
8100	110-122				
8110-0000	Interest Receivable	100,335.00	103,597.00	3,262.00-	3.1-
8191-0000	CPPRT Receivable	894,101.00	890,125.00	3,976.00	.4
	Total 110-122	994,436.00	993,722.00	714.00	.1
	Total Receivables	994,436.00	993,722.00	714.00	.1
	Total Current Assets	36,633,992.63	21,766,119.57	14,867,873.06	68.3
	Total Assets	36,633,992.63	21,766,119.57	14,867,873.06	68.3
LIABFBAL	Liabilities & Fund Equity				
LIABILITIES	Liabilities				
9000	Current Liabilities				
9011-0000	Accounts Payable	27,050.00-	250.00	27,300.00-	10920.0-
9014-0000	Construction Contracts Payable	1,091,272.00-	1,649,866.00-	558,594.00	33.9-
9022-0000	Deferred Revenue	76,696.00-	101,411.00-	24,715.00	24.4-
9023-0000	Accrued Accounts Payable (Auditor A	1,915,656.69-	276,632.71-	1,639,023.98-	592.5
	Total Current Liabilities	3,110,674.69-	2,027,659.71-	1,083,014.98-	53.4
	Total Liabilities	3,110,674.69-	2,027,659.71-	1,083,014.98-	53.4
FUNDBAL	Equity				
9900-0000	Fund Balance	33,814,647.09-	21,616,275.65-	12,198,371.44-	56.4
9950-0000	Current Year Net Change in Fund Balan	291,329.15	1,877,815.79	1,586,486.64-	84.5-
	Total Equity	33,523,317.94-	19,738,459.86-	13,784,858.08-	69.8
	Total Liabilities & Fund Equit	36,633,992.63-	21,766,119.57-	14,867,873.06-	68.3

# Balance Sheet

GL292 Date 07/02/24  
Time 17:11

Company 61 - Impact Fees Fund  
Balance Sheet  
For Period 11 Ending May 31, 2024

USD

Page 16

Fiscal Year 2024

Consolidated		Impact Fees Fund	Consolidated		
Account Nbr	Description	Current Year	Previous Year	Change	Percent
ASSETS	Assets				
CURASSETS	Current Assets				
8000	Cash				
8010-0000	Cash	16,394,372.89	15,573,700.91	820,671.98	5.3
	Total Cash	16,394,372.89	15,573,700.91	820,671.98	5.3
	Total Current Assets	16,394,372.89	15,573,700.91	820,671.98	5.3
	Total Assets	16,394,372.89	15,573,700.91	820,671.98	5.3
LIABFBAL	Liabilities & Fund Equity				
FUNDBAL	Equity				
9900-0000	Fund Balance	15,686,308.57-	15,141,988.15-	544,320.42-	3.6
9950-0000	Current Year Net Change in Fund Balan	708,064.32-	431,712.76-	276,351.56-	64.0
	Total Equity	16,394,372.89-	15,573,700.91-	820,671.98-	5.3
	Total Liabilities & Fund Equit	16,394,372.89-	15,573,700.91-	820,671.98-	5.3

# Balance Sheet

GL292 Date 07/02/24  
Time 17:11

Company 70 - Working Capital Fund  
Balance Sheet  
For Period 11 Ending May 31, 2024

USD

Page 17

Fiscal Year 2024

Consolidated		Working Capital Fund	Consolidated		
Account Nbr	Description	Current Year	Previous Year	Change	Percent
ASSETS	Assets				
CURASSETS	Current Assets				
8000	Cash				
8010-0000	Cash	41,789,409.32	39,763,487.21	2,025,922.11	5.1
	Total Cash	41,789,409.32	39,763,487.21	2,025,922.11	5.1
RECEIVABLES	Receivables				
8100	110-122				
8110-0000	Interest Receivable	82,649.00	169,770.00	87,121.00-	51.3-
8192-0000	Property Taxes Receivable	2,363.00	2,024.00	339.00	16.7
	Total 110-122	85,012.00	171,794.00	86,782.00-	50.5-
	Total Receivables	85,012.00	171,794.00	86,782.00-	50.5-
	Total Current Assets	41,874,421.32	39,935,281.21	1,939,140.11	4.9
	Total Assets	41,874,421.32	39,935,281.21	1,939,140.11	4.9
LIABFBAL	Liabilities & Fund Equity				
LIABILITIES	Liabilities				
9000	Current Liabilities				
9022-0000	Deferred Revenue	65,500.00-	168,212.00-	102,712.00	61.1-
	Total Current Liabilities	65,500.00-	168,212.00-	102,712.00	61.1-
	Total Liabilities	65,500.00-	168,212.00-	102,712.00	61.1-
FUNDBAL	Equity				
9900-0000	Fund Balance	39,865,393.78-	39,016,513.83-	848,879.95-	2.2
9950-0000	Current Year Net Change in Fund Balan	1,943,527.54-	750,555.38-	1,192,972.16-	158.9
	Total Equity	41,808,921.32-	39,767,069.21-	2,041,852.11-	5.1
	Total Liabilities & Fund Equit	41,874,421.32-	39,935,281.21-	1,939,140.11-	4.9

# Balance Sheet

GL292 Date 07/02/24  
Time 17:11

Company 80 - Tort Immunity Fund  
Balance Sheet  
For Period 11 Ending May 31, 2024

USD

Page 18

Fiscal Year 2024

Consolidated		Tort Immunity Fund	Consolidated		
Account Nbr	Description	Current Year	Previous Year	Change	Percent
ASSETS	Assets				
CURASSETS	Current Assets				
8000	Cash				
8010-0000	Cash	92,429.04-	178,683.85-	86,254.81	48.3-
	Total Cash	92,429.04-	178,683.85-	86,254.81	48.3-
RECEIVABLES	Receivables				
8100	110-122				
8110-0000	Interest Receivable	1,965.00	3,428.00	1,463.00-	42.7-
8192-0000	Property Taxes Receivable	1,195,630.00	1,013,599.00	182,031.00	18.0
	Total 110-122	1,197,595.00	1,017,027.00	180,568.00	17.8
	Total Receivables	1,197,595.00	1,017,027.00	180,568.00	17.8
	Total Current Assets	1,105,165.96	838,343.15	266,822.81	31.8
	Total Assets	1,105,165.96	838,343.15	266,822.81	31.8
LIABFBAL	Liabilities & Fund Equity				
LIABILITIES	Liabilities				
9000	Current Liabilities				
9022-0000	Deferred Revenue	1,177,417.00-	1,016,953.00-	160,464.00-	15.8
	Total Current Liabilities	1,177,417.00-	1,016,953.00-	160,464.00-	15.8
	Total Liabilities	1,177,417.00-	1,016,953.00-	160,464.00-	15.8
FUNDBAL	Equity				
9900-0000	Fund Balance	967,753.37-	879,171.77-	88,581.60-	10.1
9950-0000	Current Year Net Change in Fund Balan	1,040,004.41	1,057,781.62	17,777.21-	1.7-
	Total Equity	72,251.04	178,609.85	106,358.81-	59.5-
	Total Liabilities & Fund Equit	1,105,165.96-	838,343.15-	266,822.81-	31.8

# Income Statement

GL293 Date 07/02/24  
Time 17:11

Company 10 - Educational Fund  
Income Statement  
For Period 11 Through 11 Ending May 31, 2024

USD

Page 1

Fiscal Year 2024 Budget

99

Consolidated

Educational Fund

Consolidated

Account Nbr	Description	Period Amount	Period Budget	Pct Of Budget	Year To Date Amount	Year To Date Budget	Pct Of Budget
<b>REVENUE</b>							
<b>LOCAL</b>							
	Revenue from Local Sources						
1111-0000	CUR YR General Levy	6,585,154.48	0.00	0.00	6,585,154.48	66,796,587.00	9.86
1112-0000	First PR YR General Levy	376,912.94	0.00	0.00	67,712,780.89	62,507,546.00	108.33
1113-0000	Other PR YR General Levies	0.00	0.00	0.00	0.00	722,210.00	0.00
1141-0000	CUR YR Special Education Levy	2,083,030.90	0.00	0.00	2,083,030.90	17,813,627.00	11.69
1142-0000	First PR YR Special Education	0.00	0.00	0.00	17,378,884.98	17,162,232.00	101.26
1311-0000	Tuition from Pupils or Parents	0.00	0.00	0.00	13,034.59	36,000.00	36.21
1342-0000	Special Education Tuition from	0.00	0.00	0.00	3,921.52	0.00	0.00
1511-0000	Interest on Investments	352,483.80	0.00	0.00	3,398,946.24	2,601,471.00	130.65
1611-0000	Sales to Pupils - Lunch	173,316.98	0.00	0.00	1,771,061.63	1,500,000.00	118.07
1612-0000	Sales to Pupils - Breakfast	11,672.70	0.00	0.00	116,819.80	150,000.00	77.88
1613-0000	Sales to Pupils - A La Carte	42,008.15	0.00	0.00	397,271.75	750,000.00	52.97
1621-0000	Sales to Adults	0.00	0.00	0.00	0.00	75,000.00	0.00
1691-0000	Other Food Service Revenue	4,035.70	0.00	0.00	45,280.72	53,000.00	85.44
1726-0000	Musical Instrument Rental	0.00	0.00	0.00	50.00	0.00	0.00
1727-0000	Athletic Fees	45,020.81	0.00	0.00	412,273.74	355,000.00	116.13
1728-0000	Driver Education Behind the Wh	6,099.39	0.00	0.00	55,535.97	59,000.00	94.13
1729-0000	Flex PE Fees	1,434.80	0.00	0.00	26,990.63	25,500.00	105.85
1791-0000	Parking Permits	0.00	0.00	0.00	32,999.40	0.00	0.00
1792-0000	Music Special Events	10,065.00	0.00	0.00	28,528.67	27,000.00	105.66
1793-0000	CTE Special Events	265.00	0.00	0.00	17,505.00	22,000.00	79.57
1811-0000	Regular Textbook Rental	14,897.03	0.00	0.00	165,758.83	221,000.00	75.00
1812-0000	Summer School Textbook Rental	620.00	0.00	0.00	2,690.00	2,720.00	98.90
1819-0000	Other Textbook Rental	215.94	0.00	0.00	3,114.37	5,300.00	58.76
1892-0000	Heart Rate Monitors Fee	200.00	0.00	0.00	3,630.00	3,500.00	103.71
1898-0000	Merchant Processing Fee	8,699.14	0.00	0.00	82,534.72	45,000.00	183.41
1910-0000	Building Rental	0.00	0.00	0.00	492.50	0.00	0.00
1941-0000	Technology E-Rate Revenue	0.00	0.00	0.00	950,894.48	193,000.00	492.69
1951-0000	Refund of PR YRs' Expenditure	305.24-	0.00	0.00	188,279.86-	160,000.00	117.67-
1990-0000	P-Card Inadvertent	0.00	0.00	0.00	1,010.00	1,500.00	67.33
1991-0000	Payment from Other LEAs	1,064.34	0.00	0.00	212,073.41	350,000.00	60.59
1993-0000	Other Local Fees	257.00	0.00	0.00	2,233.00	0.00	0.00
1999-0000	Other Revenue-General	304,161.24	0.00	0.00	1,201,079.78	2,050,000.00	58.59
	<b>Total Revenue from Local Sourc</b>	<b>10,021,310.10</b>	<b>0.00</b>	<b>0.00</b>	<b>102,517,302.14</b>	<b>173,688,193.00</b>	<b>59.02</b>
<b>STATE</b>							
	Revenue from State Sources						
3001-0000	Evidence Based Funding (EBF)	6,702,154.00	0.00	0.00	67,076,712.17	73,723,688.00	90.98
3100-0000	Special Ed-Pvt Facility Tuitio	0.00	0.00	0.00	3,455,922.67	3,699,376.00	93.42
3120-0000	Special Ed-Orphanage Individua	0.00	0.00	0.00	437,433.35	387,765.00	112.81
3130-0000	Special Ed-Orphanage Summer	0.00	0.00	0.00	2,566.00	17,439.00	14.71
3360-0000	State Free Lunch & Breakfast	5,225.04	0.00	0.00	94,369.69	35,000.00	269.63
3370-0000	Driver Education	0.00	0.00	0.00	84,345.78	120,000.00	70.29
3696-0000	Safe School Grant	46,042.54	0.00	0.00	167,200.00	51,172.00	326.74
3999-0000	ALOP ROE Revenue	393,522.82	0.00	0.00	1,770,852.69	2,600,000.00	68.11
	<b>Total Revenue from State Sourc</b>	<b>7,146,944.40</b>	<b>0.00</b>	<b>0.00</b>	<b>73,089,402.35</b>	<b>80,634,440.00</b>	<b>90.64</b>
<b>FEDERAL</b>							
	Revenue from Federal Sources						

# Income Statement

GL293 Date 07/02/24  
Time 17:11

Company 10 - Educational Fund  
Income Statement  
For Period 11 Through 11 Ending May 31, 2024

USD

Page 2

Fiscal Year 2024 Budget

99

Consolidated

Educational Fund

Consolidated

Account Nbr	Description	Period Amount	Period Budget	Pct Of Budget	Year To Date Amount	Year To Date Budget	Pct Of Budget
<b>FEDERAL</b>							
	Revenue from Federal Sources						
4210-0000	National School Lunch Program	612,731.28	0.00	0.00	4,762,788.88	6,000,000.00	79.38
4211-0000	NSLP Supply Chain Assistance	0.00	0.00	0.00	492,051.62	0.00	0.00
4220-0000	School Breakfast Program	172,410.00	0.00	0.00	1,203,150.91	1,549,000.00	77.67
4225-0000	Summer Food Program	0.00	0.00	0.00	71,685.02	70,000.00	102.41
4226-0000	Child & Adult Food Care Progr	38,619.49	0.00	0.00	258,963.96	250,000.00	103.59
4240-0000	Fresh Fruit and Veg. Program	9,782.16	0.00	0.00	61,655.73	27,000.00	228.35
4625-0000	Special Ed-IDEA Room & Board	82,835.70	0.00	0.00	305,739.48	376,699.00	81.16
4950-0000	Dept of Rehab Svcs	0.00	0.00	0.00	37,600.00	55,800.00	67.38
4991-0000	Medicaid Admin Outreach	0.00	0.00	0.00	443,535.46	1,000,000.00	44.35
4992-0000	Medicaid FFS	2,648,526.07	0.00	0.00	3,493,534.20	2,100,000.00	166.36
	Total Revenue from Federal Sou	3,564,904.70	0.00	0.00	11,130,705.26	11,428,499.00	97.39
	Total Revenue	20,733,159.20	0.00	0.00	186,737,409.75	265,751,132.00	70.27
<b>EXPENSE</b>							
<b>100</b>							
	Expense						
	Salaries						
111-0000	Certified Administrator	1,493,616.60	0.00	0.00	11,884,964.27	12,410,421.00	95.77
112-0000	Certified Directors/Supervisors	552,313.82	0.00	0.00	4,347,333.41	4,834,801.00	89.92
113-0000	Certified Teachers	11,537,154.32	0.00	0.00	80,989,291.08	101,909,837.00	79.47
114-0000	Other Certified	1,370,134.70	0.00	0.00	9,764,357.69	12,941,524.00	75.45
115-0000	Non-Certified Supervision/Head	378,863.15	0.00	0.00	3,084,240.75	3,470,796.00	88.86
116-0000	Non-Certified Sec/Spec	864,674.54	0.00	0.00	6,514,681.77	7,521,730.00	86.61
117-0000	Non-Certified Paras/Custodial	1,244,834.10	0.00	0.00	8,088,009.95	9,956,544.00	81.23
118-0000	Other Non-Certified	224,053.93	0.00	0.00	1,393,593.50	2,721,740.00	51.20
119-0000	Other	201,690.48	0.00	0.00	1,254,394.78	1,194,656.00	105.00
121-0000	Substitute-Teacher	185,573.50	0.00	0.00	1,018,278.14	0.00	0.00
122-0000	Substitute-Paraprofessionals	3,060.00	0.00	0.00	27,450.00	0.00	0.00
123-0000	Substitute-Conferences	3,510.00	0.00	0.00	18,540.00	2,000.00	927.00
132-0000	1.5 Overtime	19,878.80	0.00	0.00	148,226.44	174,792.00	84.80
133-0000	2.0 Overtime	424.68	0.00	0.00	1,660.10	524.00	316.81
134-0000	Subs-Conferences/Prof Develop	765.00	0.00	0.00	1,755.00	0.00	0.00
135-0000	Long Term Certified Subs	74,430.00	0.00	0.00	464,850.00	0.00	0.00
138-0000	Subs-Grants	0.00	0.00	0.00	360.00	0.00	0.00
143-0000	Overload	74,317.21	0.00	0.00	418,256.99	320,000.00	130.71
147-0000	Officials- IHSA D300 Employees	0.00	0.00	0.00	772.00	0.00	0.00
148-0000	Extra Pay-Non-Certified	12,215.02	0.00	0.00	407,100.01	40,000.00	1017.75
149-0000	Extra Pay-Certified	178,366.49	0.00	0.00	4,368,279.78	4,018,313.00	108.71
161-0000	Mileage Stipend	28,745.93	0.00	0.00	229,464.81	248,700.00	92.27
	Total Salaries	18,448,622.27	0.00	0.00	134,425,860.47	161,766,378.00	83.10
<b>200</b>							
	Employee Benefits						
211-0000	Teachers Retirement (TRS)	1,341,613.27	0.00	0.00	9,631,552.35	12,028,646.00	80.07
212-0000	Municipal Retirement (IMRF)	353.03	0.00	0.00	21,063.88-	0.00	0.00

# Income Statement

GL293 Date 07/02/24  
Time 17:11

Company 10 - Educational Fund  
Income Statement  
For Period 11 Through 11 Ending May 31, 2024

USD

Page 3

Fiscal Year 2024 Budget

99

Consolidated

Educational Fund

Consolidated

Account Nbr	Description	Period Amount	Period Budget	Pct Of Budget	Year To Date Amount	Year To Date Budget	Pct Of Budget
200	Employee Benefits						
214-0000	Medicare Only	0.00	0.00	0.00	15.10	0.00	0.00
215-0000	One-Time TRS Early Retirement	0.00	0.00	0.00	97,904.94	0.00	0.00
217-0000	TRS Federal Contribution	0.00	0.00	0.00	324.32	0.00	0.00
218-0000	THIS Fund Employer Contributio	132,016.50	0.00	0.00	975,724.02	1,167,295.00	83.59
221-0000	Life Insurance	10,425.09	0.00	0.00	77,130.54	67,025.00	115.08
222-0000	Medical Insurance	3,136,381.70	0.00	0.00	21,402,800.62	28,390,355.00	75.39
223-0000	Dental Insurance	145,863.58	0.00	0.00	983,183.77	1,223,143.00	80.38
224-0000	Vision Insurance	28,200.94	0.00	0.00	189,866.04	227,249.00	83.55
225-0000	Disability Insurance	2,959.65	0.00	0.00	23,477.42	25,418.00	92.37
226-0000	HRA/HSA Board Contributions	8,238.34	0.00	0.00	1,258,519.38	1,301,500.00	96.70
231-0000	Certified Tuition Reimbursemen	15,128.10	0.00	0.00	108,212.60	0.00	0.00
232-0000	DESA Tuition Reimbursement	258.00	0.00	0.00	3,182.00	0.00	0.00
233-0000	DESPA Tuition Reimbursement	0.00	0.00	0.00	1,634.00	0.00	0.00
235-0000	Admin Tuition Reimbursement	2,100.00	0.00	0.00	25,200.00	0.00	0.00
237-0000	Admin Cash-in-Lieu	4,500.00	0.00	0.00	35,700.00	0.00	0.00
	Total Employee Benefits	4,828,038.20	0.00	0.00	34,793,363.22	44,430,631.00	78.31
300	Purchased Services						
310-0000	Prof & Tech Srv - Edustaff	0.00	0.00	0.00	1,504,527.46	2,500,000.00	60.18
311-0000	Professional Services-Administ	16,557.72	0.00	0.00	170,184.45	769,000.00	22.13
312-0000	Staff Development-On Site	1,098.00	0.00	0.00	11,420.98	38,400.00	29.74
313-0000	Staff Development	80,581.85	0.00	0.00	217,021.12	174,100.00	124.65
314-0000	Professional Services-Instruct	963,479.37	0.00	0.00	3,525,682.79	437,591.00	805.70
315-0000	Food-Contracted	75,656.05	0.00	0.00	229,025.92	136,800.00	167.42
316-0000	Charter School Payment	2,148,512.91	0.00	0.00	8,739,713.98	8,518,244.00	102.60
317-0000	Audit/Financial Services	0.00	0.00	0.00	46,775.00	75,000.00	62.37
318-0000	Legal Services	0.00	0.00	0.00	5,352.12	150,000.00	3.57
319-0000	Other Professional & Technical	364,669.87	0.00	0.00	2,586,014.89	1,771,067.00	146.01
321-0000	Sanitation Services	0.00	0.00	0.00	0.00	1,000.00	0.00
322-0000	Cleaning Services	0.00	0.00	0.00	1,070.00	0.00	0.00
323-0000	Repair & Maintenance	21,712.36	0.00	0.00	330,927.61	234,800.00	140.94
325-0000	Rentals	50,036.92	0.00	0.00	327,119.88	175,500.00	186.39
331-0000	Pupil Transportation-General	2,954.64	0.00	0.00	15,081.91	0.00	0.00
333-0000	District Travel	24,292.65	0.00	0.00	243,116.42	329,190.00	73.85
334-0000	Professional Meetings	5,813.74	0.00	0.00	52,090.99	36,000.00	144.70
336-0000	Pupil Transportation-Field Tri	13,331.84	0.00	0.00	47,475.04	0.00	0.00
338-0000	Pupil Transportation - Athleti	1,534.31	0.00	0.00	3,121.75	0.00	0.00
339-0000	Other Transportation Services	19,653.00	0.00	0.00	37,469.22	500.00	7493.84
341-0000	Postage & Shipping Charges	30.90	0.00	0.00	10,986.12	28,445.00	38.62
342-0000	Telephone-Local	6,519.77	0.00	0.00	204,830.63	295,249.00	69.38
346-0000	Telephone - WAN and Internet	7,500.00	0.00	0.00	119,700.00	202,637.00	59.07
347-0000	Telephone-Cellular	8,590.45	0.00	0.00	91,332.72	110,902.00	82.35
351-0000	Recruiting	39.00	0.00	0.00	7,194.04	14,300.00	50.31
352-0000	Legal Notices	112.70	0.00	0.00	6,575.14	25,500.00	25.78
361-0000	Printing & Binding	4,128.90	0.00	0.00	255,613.09	58,900.00	433.98
385-0000	Unemployment Insurance	0.00	0.00	0.00	0.00	35,000.00	0.00

# Income Statement

GL293 Date 07/02/24  
Time 17:11

Company 10 - Educational Fund  
Income Statement  
For Period 11 Through 11 Ending May 31, 2024

USD

Page 4

Fiscal Year 2024 Budget

99

Consolidated

Educational Fund

Consolidated

Account Nbr	Description	Period Amount	Period Budget	Pct Of Budget	Year To Date Amount	Year To Date Budget	Pct Of Budget
300	Purchased Services						
389-0000	Insurance-Fire-Theft-All Other	6,798.32	0.00	0.00	92,175.26	0.00	0.00
390-0000	Officials-Tournaments	0.00	0.00	0.00	636.96	0.00	0.00
391-0000	Officials-IHSA Sponsored	21,268.00	0.00	0.00	211,980.94	203,148.00	104.35
392-0000	License & Registrations	18,732.00	0.00	0.00	20,716.26	2,800.00	739.87
393-0000	Investigations	1,710.00	0.00	0.00	14,750.00	0.00	0.00
395-0000	Management Fees	1,042,994.90	0.00	0.00	7,132,852.28	10,117,045.00	70.50
396-0000	Bilingual Recruitment	0.00	0.00	0.00	1,101.00	0.00	0.00
397-0000	Software Licensing	9,677.27	0.00	0.00	4,950,638.83	3,479,990.00	142.26
398-0000	Banking/Credit Card Fees	22,135.68	0.00	0.00	130,119.22	125,000.00	104.10
399-0000	Other Purchased Services	479.99	0.00	0.00	1,033.99	0.00	0.00
	Total Purchased Services	4,928,975.63	0.00	0.00	31,345,428.01	30,046,108.00	104.32
400	Supplies & Materials						
411-0000	Supplies-General	244,326.78	0.00	0.00	2,287,327.14	4,140,078.00	55.25
412-0000	Supplies-Testing Materials	107.25	0.00	0.00	56,997.57	196,600.00	28.99
414-0000	Supplies-Warehouse	5,114.86	0.00	0.00	7,197.78	0.00	0.00
415-0000	Supplies-Computer	133.34	0.00	0.00	27,094.33	0.00	0.00
416-0000	Supplies-Athletic Fields	0.00	0.00	0.00	518.36	0.00	0.00
417-0000	Supplies-Uniform	0.00	0.00	0.00	166,576.14	0.00	0.00
421-0000	Textbooks- Approved Standard	83,049.31	0.00	0.00	1,598,149.56	25,000.00	6392.60
422-0000	Textbooks-Consumables	488.74	0.00	0.00	22,283.59	3,000.00	742.79
423-0000	Textbooks-Rebinds	0.00	0.00	0.00	8,385.00	0.00	0.00
424-0000	Textbooks-Suppl/Innovation Mat	363.44	0.00	0.00	108,282.34	3,500.00	3093.78
425-0000	Textbooks-Approved Standard El	0.00	0.00	0.00	87,552.06	1,647,000.00	5.32
431-0000	Library Books	10,555.21	0.00	0.00	43,372.39	26,000.00	166.82
441-0000	Periodicals	1,535.36	0.00	0.00	57,097.55	10,200.00	559.78
464-0000	Gasoline	138.46	0.00	0.00	5,013.79	18,000.00	27.85
471-0000	System Software	0.00	0.00	0.00	530.00	100.00	530.00
472-0000	Instructional Software	0.00	0.00	0.00	3,732.46	8,000.00	46.66
481-0000	Equipment < \$500	2,436.83	0.00	0.00	144,809.09	62,215.00	232.76
482-0000	Parts-Transportation	0.00	0.00	0.00	0.00	2,800.00	0.00
484-0000	Computer Related Equip < \$500	31,195.11	0.00	0.00	125,176.67	211,050.00	59.31
491-0000	Mat & Sup-Shipping	0.00	0.00	0.00	196.90	0.00	0.00
	Total Supplies & Materials	379,444.69	0.00	0.00	4,705,725.54	6,353,543.00	74.06
500	Capital Outlay						
541-0000	Equipment	22,211.69	0.00	0.00	131,308.04	46,000.00	285.45
545-0000	Computer Equipment > \$5000	22,036.00	0.00	0.00	41,376.39	0.00	0.00
546-0000	Software	0.00	0.00	0.00	202.89	0.00	0.00
547-0000	Network Equipment > \$5000	0.00	0.00	0.00	17,185.26	0.00	0.00
	Total Capital Outlay	44,247.69	0.00	0.00	190,072.58	46,000.00	413.20
600	Other Objects						
641-0000	Dues & Fees	24,180.53	0.00	0.00	265,591.93	150,913.00	175.99

# Income Statement

GL293 Date 07/02/24  
Time 17:11

Company 10 - Educational Fund  
Income Statement  
For Period 11 Through 11 Ending May 31, 2024

USD

Page 5

Fiscal Year 2024 Budget

99

Consolidated

Educational Fund

Consolidated

Account Nbr	Description	Period Amount	Period Budget	Pct Of Budget	Year To Date Amount	Year To Date Budget	Pct Of Budget
600	Other Objects						
642-0000	FR Field Trip Costs	0.00	0.00	0.00	75,000.00	0.00	0.00
651-0000	Judgments/Claims	0.00	0.00	0.00	3,567.00	0.00	0.00
671-0000	Private Facility Tuition	1,104,294.67	0.00	0.00	8,020,168.09	8,948,336.00	89.63
672-0000	Room and Board	41,791.77	0.00	0.00	443,462.63	675,000.00	65.70
673-0000	General Tuition	27,000.00-	0.00	0.00	370,219.07	270,000.00	137.12
691-0000	Miscellaneous Objects	149.43	0.00	0.00	34,214.77	104,500.00	32.74
	Total Other Objects	1,143,416.40	0.00	0.00	9,212,223.49	10,148,749.00	90.77
900	System Accounts						
750	Capital Outlay - Capitalized						
751-0000	Equipment < \$5000	63,777.38	0.00	0.00	1,032,046.35	5,191,632.00	19.88
755-0000	Computer Equipment < \$5000	320,970.70	0.00	0.00	2,327,604.60	2,723,373.00	85.47
757-0000	Network Equipment < \$5000	0.00	0.00	0.00	63,178.98	0.00	0.00
	Total Capital Outlay - Capita	384,748.08	0.00	0.00	3,422,829.93	7,915,005.00	43.24
902-0000	Handling Fees (PO)	0.00	0.00	0.00	234.75	0.00	0.00
	Total System Accounts	384,748.08	0.00	0.00	3,423,064.68	7,915,005.00	43.25
	Total Expense	30,157,492.96	0.00	0.00	218,095,737.99	260,706,414.00	83.66
	Total Net Change in Fund Balan	9,424,333.76-	0.00	0.00	31,358,328.24-	5,044,718.00	621.61-

# Income Statement

GL293 Date 07/02/24  
Time 17:11

Company 14 - Grant Fund  
Income Statement  
For Period 11 Through 11 Ending May 31, 2024

USD

Page 6

Fiscal Year 2024 Budget

99

Consolidated

Grant Fund

Consolidated

Account Nbr	Description	Period Amount	Period Budget	Pct Of Budget	Year To Date Amount	Year To Date Budget	Pct Of Budget
<b>REVENUE</b>							
Revenue							
<b>LOCAL</b>							
Revenue from Local Sources							
1511-0000	Interest on Investments	0.00	0.00	0.00	0.00	33,372.00	0.00
1921-0000	Contributions & Donations from	0.00	0.00	0.00	0.00	2,500.00	0.00
1922-0000	Foundation Donations	0.00	0.00	0.00	0.00	11,000.00	0.00
1999-0000	Other Revenue-General	0.00	0.00	0.00	0.00	5,977.00	0.00
Total Revenue from Local Sourc		0.00	0.00	0.00	0.00	52,849.00	0.00
<b>STATE</b>							
Revenue from State Sources							
3220-0000	Voc Ed School Improvement	48,178.00	0.00	0.00	279,347.27	240,077.00	116.36
3275-0000	Voc Ed Elem Career	5,421.00	0.00	0.00	11,757.68	13,837.00	84.97
3621-0000	School Library	16,655.98	0.00	0.00	33,251.71	25,534.00	130.23
3705-0000	Early Childhood-State PreK	255,000.00	0.00	0.00	2,430,153.00	1,581,831.00	153.63
3706-0000	Early Childhood-Prevention	30,300.00	0.00	0.00	303,000.00	630,372.00	48.07
3707-0000	Early Childhood-PreSchool For	79,000.00	0.00	0.00	781,000.00	791,133.00	98.72
3992-0000	After School Program Grant	10,000.00	0.00	0.00	76,926.00	101,531.00	75.77
3996-0000	Teacher Vacancy Grant	40,302.00	0.00	0.00	440,302.00	0.00	0.00
3997-0000	School STEAM Revenue	0.00	0.00	0.00	19,535.00-	0.00	0.00
Total Revenue from State Sourc		484,856.98	0.00	0.00	4,336,202.66	3,384,315.00	128.13
<b>FEDERAL</b>							
Revenue from Federal Sources							
4300-0000	Title I-Low Income	172,336.00	0.00	0.00	2,071,903.00	2,740,479.00	75.60
4331-0000	Title I-School Improvement	227.00	0.00	0.00	12,032.00	0.00	0.00
4332-0000	Title I-School Improvement Pla	1,134.00	0.00	0.00	4,596.00	0.00	0.00
4400-0000	Title IV-Safe & Drug Free Scho	8,586.00	0.00	0.00	158,304.00	192,747.00	82.13
4600-0000	Special Ed-Preschool Flow Thro	23,656.00	0.00	0.00	88,862.00	102,605.00	86.61
4620-0000	Special Ed-IDEA Flow Through	634,641.00	0.00	0.00	3,690,028.00	4,363,666.00	84.56
4745-0000	Perkins-III	25,551.00	0.00	0.00	113,235.00	122,689.00	92.29
4905-0000	Title III-Immigrant Educationa	0.00	0.00	0.00	5,226.00	0.00	0.00
4908-0000	EL-Bilingual Ed Award (4909)	0.00	0.00	0.00	9,557.00	0.00	0.00
4909-0000	LIPLEPS-III	36,622.00	0.00	0.00	465,732.00	300,560.00	154.95
4932-0000	Title II-Teacher Quality	9,978.00	0.00	0.00	622,249.00	377,577.00	164.80
4944-0000	McKinney-Vento Homeless	2,207.00	0.00	0.00	17,849.00	0.00	0.00
4986-0000	Elevating Educations - Bilingu	2,475.00	0.00	0.00	2,475.00	0.00	0.00
4988-0000	IDEA ARP PreK Grant	0.00	0.00	0.00	90,165.00	0.00	0.00
4989-0000	IDEA ARP Grant	0.00	0.00	0.00	744,354.00	0.00	0.00
4990-0000	Early Childhood K-1st Jump Sta	0.00	0.00	0.00	257,415.00	0.00	0.00
4991-0000	Medicaid Admin Outreach	0.00	0.00	0.00	0.00	100,000.00	0.00
4998-0000	Other Federal Revenues	0.00	0.00	0.00	0.00	1,250,961.00	0.00
Total Revenue from Federal Sou		917,413.00	0.00	0.00	8,353,982.00	9,551,284.00	87.46
Total Revenue		1,402,269.98	0.00	0.00	12,690,184.66	12,988,448.00	97.70

**EXPENSE**  
100 Expense  
Salaries

# Income Statement

GL293 Date 07/02/24  
Time 17:11

Company 14 - Grant Fund  
Income Statement  
For Period 11 Through 11 Ending May 31, 2024

USD

Page 7

Fiscal Year 2024 Budget 99

Consolidated

Grant Fund

Consolidated

Account Nbr	Description	Period Amount	Period Budget	Pct Of Budget	Year To Date Amount	Year To Date Budget	Pct Of Budget
100	Salaries						
112-0000	Certified Directors/Supervisors	5,804.61	0.00	0.00	40,632.27	0.00	0.00
113-0000	Certified Teachers	238,920.83	0.00	0.00	1,743,222.07	2,549,858.00	68.37
114-0000	Other Certified	31,182.06	0.00	0.00	210,485.49	120,876.00	174.13
116-0000	Non-Certified Sec/Spec	18,020.72	0.00	0.00	131,175.02	116,290.00	112.80
117-0000	Non-Certified Paras/Custodial	129,998.06	0.00	0.00	658,797.90	564,994.00	116.60
118-0000	Other Non-Certified	113,046.17	0.00	0.00	916,675.27	1,234,734.00	74.24
132-0000	1.5 Overtime	0.00	0.00	0.00	0.00	310.00	0.00
138-0000	Subs-Grants	2,340.00	0.00	0.00	18,270.00	50,415.00	36.24
148-0000	Extra Pay-Non-Certified	0.00	0.00	0.00	77,573.35	76,730.00	101.10
149-0000	Extra Pay-Certified	92,415.00	0.00	0.00	470,081.00	771,263.00	60.95
	Total Salaries	631,727.45	0.00	0.00	4,266,912.37	5,485,470.00	77.79
200	Employee Benefits						
211-0000	Teachers Retirement (TRS)	24,742.77	0.00	0.00	177,688.61	171,994.00	103.31
212-0000	Municipal Retirement (IMRF)	0.00	0.00	0.00	97,410.84	33,373.00	291.89
213-0000	Federal Insurance Contribution	0.00	0.00	0.00	91,538.89	29,724.00	307.96
214-0000	Medicare Only	0.00	0.00	0.00	74,424.97	20,912.00	355.90
217-0000	TRS Federal Contribution	20,967.59	0.00	0.00	149,675.11	220,783.00	67.79
218-0000	THIS Fund Employer Contributio	2,689.16	0.00	0.00	18,113.06	21,751.00	83.27
221-0000	Life Insurance	236.38	0.00	0.00	1,751.16	2,103.00	83.27
222-0000	Medical Insurance	95,966.88	0.00	0.00	697,827.79	671,725.00	103.89
223-0000	Dental Insurance	5,923.17	0.00	0.00	42,430.60	45,079.00	94.12
224-0000	Vision Insurance	1,129.75	0.00	0.00	8,141.79	9,064.00	89.83
225-0000	Disability Insurance	7.86	0.00	0.00	54.81	0.00	0.00
226-0000	HRA/HSA Board Contributions	0.00	0.00	0.00	3,750.00	2,375.00	157.89
231-0000	Certified Tuition Reimbursemen	0.00	0.00	0.00	2,475.00	0.00	0.00
	Total Employee Benefits	151,663.56	0.00	0.00	1,365,282.63	1,228,883.00	111.10
300	Purchased Services						
312-0000	Staff Development-On Site	11,600.00	0.00	0.00	186,083.00	156,991.00	118.53
313-0000	Staff Development	0.00	0.00	0.00	100.00	6,417.00	1.56
314-0000	Professional Services-Instruct	422,447.47	0.00	0.00	2,954,900.75	4,039,410.00	73.15
315-0000	Food-Contracted	7,793.46	0.00	0.00	59,590.99	62,045.00	96.04
319-0000	Other Professional & Technical	60,428.09	0.00	0.00	564,438.58	179,307.00	314.79
322-0000	Cleaning Services	0.00	0.00	0.00	792.00	0.00	0.00
323-0000	Repair & Maintenance	420.00	0.00	0.00	2,260.02	3,942.00	57.33
327-0000	Computer Maintenance	0.00	0.00	0.00	0.00	504.00	0.00
331-0000	Pupil Transportation-General	0.00	0.00	0.00	0.00	2,295.00	0.00
333-0000	District Travel	5,460.81	0.00	0.00	20,977.03	27,032.00	77.60
334-0000	Professional Meetings	18,568.50	0.00	0.00	143,941.10	112,401.00	128.06
336-0000	Pupil Transportation-Field Tri	32,710.07	0.00	0.00	66,705.62	72,877.00	91.53
341-0000	Postage & Shipping Charges	0.00	0.00	0.00	0.00	18.00	0.00
361-0000	Printing & Binding	0.00	0.00	0.00	0.00	840.00	0.00
392-0000	License & Registrations	2,365.00	0.00	0.00	8,914.00	2,091.00	426.30
397-0000	Software Licensing	6,034.73	0.00	0.00	451,405.95	367,402.00	122.86

# Income Statement

GL293 Date 07/02/24  
Time 17:11

Company 14 - Grant Fund  
Income Statement  
For Period 11 Through 11 Ending May 31, 2024

USD

Page 8

Fiscal Year 2024 Budget

99

Consolidated

Grant Fund

Consolidated

Account Nbr	Description	Period Amount	Period Budget	Pct Of Budget	Year To Date Amount	Year To Date Budget	Pct Of Budget
300	Purchased Services						
399-0000	Other Purchased Services	0.00	0.00	0.00	0.00	19,154.00	0.00
	Total Purchased Services	567,828.13	0.00	0.00	4,460,109.04	5,052,726.00	88.27
400	Supplies & Materials						
411-0000	Supplies-General	41,270.53	0.00	0.00	361,888.66	383,744.00	94.30
412-0000	Supplies-Testing Materials	0.00	0.00	0.00	0.00	1,765.00	0.00
415-0000	Supplies-Computer	0.00	0.00	0.00	2,351.00	10,325.00	22.77
422-0000	Textbooks-Consumables	1,267.45	0.00	0.00	63,845.12	62,915.00	101.48
424-0000	Textbooks-Suppl/Innovation Mat	0.00	0.00	0.00	144,928.80	20,338.00	712.60
431-0000	Library Books	1,662.86	0.00	0.00	11,850.82	15,892.00	74.57
472-0000	Instructional Software	0.00	0.00	0.00	0.00	1,890.00	0.00
481-0000	Equipment < \$500	10,990.38	0.00	0.00	93,133.89	39,628.00	235.02
484-0000	Computer Related Equip < \$500	611.21	0.00	0.00	9,509.60	20,040.00	47.45
	Total Supplies & Materials	55,802.43	0.00	0.00	687,507.89	556,537.00	123.53
500	Capital Outlay						
531-0000	Improvements Other than Buildi	0.00	0.00	0.00	407,628.01	2,500.00	0.00
	Large Percent of Budget						16305.12
541-0000	Equipment	0.00	0.00	0.00	27,679.99	119,944.00	23.08
	Total Capital Outlay	0.00	0.00	0.00	435,308.00	122,444.00	355.52
600	Other Objects						
641-0000	Dues & Fees	2,946.00	0.00	0.00	50,640.43	54,146.00	93.53
	Total Other Objects	2,946.00	0.00	0.00	50,640.43	54,146.00	93.53
900	System Accounts						
750	Capital Outlay - Capitalized						
751-0000	Equipment < \$5000	1,598.00	0.00	0.00	162,423.54	388,770.00	41.78
755-0000	Computer Equipment < \$5000	0.00	0.00	0.00	74,556.23	99,472.00	74.95
	Total Capital Outlay - Capita	1,598.00	0.00	0.00	236,979.77	488,242.00	48.54
902-0000	Handling Fees (PO)	0.00	0.00	0.00	28.80	0.00	0.00
	Total System Accounts	1,598.00	0.00	0.00	237,008.57	488,242.00	48.54
	Total Expense	1,411,565.57	0.00	0.00	11,502,768.93	12,988,448.00	88.56
	Total Net Change in Fund Balan	9,295.59-	0.00	0.00	1,187,415.73	0.00	0.00

# Income Statement

GL293 Date 07/02/24  
Time 17:11

Company 19 - Covid 19 Fund  
Income Statement  
For Period 11 Through 11 Ending May 31, 2024

USD

Page 9

Fiscal Year 2024 Budget

99

Consolidated

Covid 19 Fund

Consolidated

Account Nbr	Description	Period Amount	Period Budget	Pct Of Budget	Year To Date Amount	Year To Date Budget	Pct Of Budget
<b>REVENUE</b>							
REVENUE							
FEDERAL							
4942-0000	Revenue from Federal Sources	0.00	0.00	0.00	4,990,812.00	3,172,418.00	157.32
4943-0000	ESSER II	308,029.00	0.00	0.00	4,885,138.00	5,022,446.00	97.27
4987-0000	ESSER III	0.00	0.00	0.00	71,211.00	0.00	0.00
	District-Led High Impact Tutor						
	Total Revenue from Federal Sou	308,029.00	0.00	0.00	9,947,161.00	8,194,864.00	121.38
	Total Revenue	308,029.00	0.00	0.00	9,947,161.00	8,194,864.00	121.38
<b>EXPENSE</b>							
EXPENSE							
100							
	Salaries						
112-0000	Certified Directors/Supervisors	14,801.43	0.00	0.00	103,610.01	128,283.00	80.77
113-0000	Certified Teachers	191,711.10	0.00	0.00	1,445,686.78	2,045,293.00	70.68
114-0000	Other Certified	21,641.43	0.00	0.00	151,490.01	0.00	0.00
115-0000	Non-Certified Supervision/Head	8,855.65	0.00	0.00	57,173.88	74,902.00	76.33
117-0000	Non-Certified Paras/Custodial	24,467.23	0.00	0.00	176,994.24	349,546.00	50.64
118-0000	Other Non-Certified	8,642.29	0.00	0.00	61,158.08	187,563.00	32.61
132-0000	1.5 Overtime	0.00	0.00	0.00	34.17	0.00	0.00
148-0000	Extra Pay-Non-Certified	0.00	0.00	0.00	27,753.61	0.00	0.00
149-0000	Extra Pay-Certified	17,110.00	0.00	0.00	204,501.00	633,709.00	32.27
	Total Salaries	287,229.13	0.00	0.00	2,228,401.78	3,419,296.00	65.17
200							
	Employee Benefits						
211-0000	Teachers Retirement (TRS)	20,261.58	0.00	0.00	150,495.90	272,848.00	55.16
212-0000	Municipal Retirement (IMRF)	0.00	0.00	0.00	0.00	25,678.00	0.00
213-0000	Federal Insurance Contribution	0.00	0.00	0.00	0.00	16,014.00	0.00
214-0000	Medicare Only	0.00	0.00	0.00	65.26	37,173.00	.18
217-0000	TRS Federal Contribution	26,262.73	0.00	0.00	203,753.31	0.00	0.00
218-0000	THIS Fund Employer Contributio	1,911.84	0.00	0.00	14,620.27	0.00	0.00
221-0000	Life Insurance	106.72	0.00	0.00	797.02	0.00	0.00
222-0000	Medical Insurance	42,094.71	0.00	0.00	268,732.30	529,847.00	50.72
223-0000	Dental Insurance	1,912.62	0.00	0.00	11,926.77	0.00	0.00
224-0000	Vision Insurance	313.56	0.00	0.00	1,985.16	0.00	0.00
225-0000	Disability Insurance	19.98	0.00	0.00	139.86	0.00	0.00
226-0000	HRA/HSA Board Contributions	0.00	0.00	0.00	6,750.00	0.00	0.00
	Total Employee Benefits	92,883.74	0.00	0.00	659,135.33	881,560.00	74.77
300							
	Purchased Services						
314-0000	Professional Services-Instruct	0.00	0.00	0.00	1,302.90	0.00	0.00
319-0000	Other Professional & Technical	74,990.50	0.00	0.00	393,860.99	339,752.00	115.93
325-0000	Rentals	0.00	0.00	0.00	1,535.62	0.00	0.00
331-0000	Pupil Transportation-General	22,903.04	0.00	0.00	197,200.18	0.00	0.00
336-0000	Pupil Transportation-Field Tri	0.00	0.00	0.00	0.00	150,000.00	0.00

# Income Statement

GL293 Date 07/02/24  
Time 17:11

Company 19 - Covid 19 Fund  
Income Statement  
For Period 11 Through 11 Ending May 31, 2024

USD

Page 10

Fiscal Year 2024 Budget

99

Consolidated

Covid 19 Fund

Consolidated

Account Nbr	Description	Period Amount	Period Budget	Pct Of Budget	Year To Date Amount	Year To Date Budget	Pct Of Budget
300	Purchased Services						
397-0000	Software Licensing	0.00	0.00	0.00	80,527.50	155,588.00	51.76
	Total Purchased Services	97,893.54	0.00	0.00	674,427.19	645,340.00	104.51
400	Supplies & Materials						
411-0000	Supplies-General	0.00	0.00	0.00	2,317.98-	25,000.00	9.27-
422-0000	Textbooks-Consumables	0.00	0.00	0.00	0.00	3,223,668.00	0.00
424-0000	Textbooks-Suppl/Innovation Mat	0.00	0.00	0.00	5,732,303.02	0.00	0.00
	Total Supplies & Materials	0.00	0.00	0.00	5,729,985.04	3,248,668.00	176.38
	Total Expense	478,006.41	0.00	0.00	9,291,949.34	8,194,864.00	113.39
	Total Net Change in Fund Balan	169,977.41-	0.00	0.00	655,211.66	0.00	0.00

# Income Statement

GL293 Date 07/02/24  
Time 17:11

Company 20 - Operations & Maintenance Fund USD  
Income Statement  
For Period 11 Through 11 Ending May 31, 2024

Page 11

Fiscal Year 2024 Budget

99

Consolidated

Operations & Maintenance Fund Consolidated

Account Nbr	Description	Period Amount	Period Budget	Pct Of Budget	Year To Date Amount	Year To Date Budget	Pct Of Budget
<b>REVENUE</b>							
LOCAL Revenue from Local Sources							
1111-0000	CUR YR General Levy	1,978,212.60	0.00	0.00	1,978,212.60	17,611,291.00	11.23
1112-0000	First PR YR General Levy	0.00	0.00	0.00	16,487,133.17	17,070,451.00	96.58
1390-0000	Transition Fees	36,396.80	0.00	0.00	764,400.56	340,051.00	224.79
1511-0000	Interest on Investments	43,235.97	0.00	0.00	447,436.10	429,460.00	104.19
1791-0000	Parking Permits	1,134.26	0.00	0.00	122,549.11	162,156.00	75.57
1910-0000	Building Rental	3,787.50	0.00	0.00	44,673.50	69,244.00	64.52
1951-0000	Refund of PR YRs' Expenditure	0.00	0.00	0.00	212.55	1,613.00	13.18
1997-0000	Revenue From Sale of Assets	68,268.97	0.00	0.00	167,341.68	89,796.00	186.36
1999-0000	Other Revenue-General	6,866.80	0.00	0.00	51,005.17	340,000.00	15.00
	Total Revenue from Local Sourc	2,137,902.90	0.00	0.00	20,062,964.44	36,114,062.00	55.55
	Total Revenue	2,137,902.90	0.00	0.00	20,062,964.44	36,114,062.00	55.55
<b>EXPENSE</b>							
100 Expense							
Salaries							
115-0000	Non-Certified Supervision/Head	241,885.14	0.00	0.00	1,878,975.06	1,783,440.00	105.36
116-0000	Non-Certified Sec/Spec	6,500.21	0.00	0.00	65,926.95	98,433.00	66.98
117-0000	Non-Certified Paras/Custodial	696,286.38	0.00	0.00	5,435,869.89	6,188,937.00	87.83
118-0000	Other Non-Certified	0.00	0.00	0.00	0.00	42,626.00	0.00
119-0000	Other	36,425.75	0.00	0.00	201,009.06	0.00	0.00
132-0000	1.5 Overtime	43,502.14	0.00	0.00	364,401.62	148,937.00	244.67
133-0000	2.0 Overtime	6,144.16	0.00	0.00	111,512.04	146,619.00	76.06
161-0000	Mileage Stipend	311.55	0.00	0.00	2,492.30	0.00	0.00
	Total Salaries	1,031,055.33	0.00	0.00	8,060,186.92	8,408,992.00	95.85
200 Employee Benefits							
221-0000	Life Insurance	645.39	0.00	0.00	5,034.72	166,555.00	3.02
222-0000	Medical Insurance	130,971.64	0.00	0.00	1,394,232.89	1,314,601.00	106.06
223-0000	Dental Insurance	6,040.58	0.00	0.00	65,965.64	268,696.00	24.55
224-0000	Vision Insurance	1,186.44	0.00	0.00	13,105.72	240,427.00	5.45
225-0000	Disability Insurance	56.58	0.00	0.00	450.80	490.00	92.00
226-0000	HRA/HSA Board Contributions	0.00	0.00	0.00	1,625.00	0.00	0.00
237-0000	Admin Cash-in-Lieu	225.00	0.00	0.00	1,800.00	0.00	0.00
	Total Employee Benefits	139,125.63	0.00	0.00	1,482,214.77	1,990,769.00	74.45
300 Purchased Services							
312-0000	Staff Development-On Site	1,350.00	0.00	0.00	4,566.50	0.00	0.00
313-0000	Staff Development	10,805.00	0.00	0.00	14,207.75	5,408.00	262.72
315-0000	Food-Contracted	2,134.28	0.00	0.00	12,088.04	5,408.00	223.52
319-0000	Other Professional & Technical	75,885.56	0.00	0.00	816,445.89	367,212.00	222.34
321-0000	Sanitation Services	1,007.31	0.00	0.00	181,692.46	73,606.00	246.84

# Income Statement

GL293 Date 07/02/24  
Time 17:11

Company 20 - Operations & Maintenance Fund USD  
Income Statement  
For Period 11 Through 11 Ending May 31, 2024

Page 12

Fiscal Year 2024 Budget

99

Consolidated

Operations & Maintenance Fund Consolidated

Account Nbr	Description	Period Amount	Period Budget	Pct Of Budget	Year To Date Amount	Year To Date Budget	Pct Of Budget
300	Purchased Services						
322-0000	Cleaning Services	13,008.49	0.00	0.00	134,411.45	30,042.00	447.41
323-0000	Repair & Maintenance	110,978.18	0.00	0.00	875,363.42	548,159.00	159.69
325-0000	Rentals	10,269.36	0.00	0.00	415,731.39	588,542.00	70.64
326-0000	Alarm System Services	3,225.00	0.00	0.00	96,554.36	108,160.00	89.27
333-0000	District Travel	710.87	0.00	0.00	6,273.00	0.00	0.00
334-0000	Professional Meetings	1,562.63	0.00	0.00	12,789.68	0.00	0.00
341-0000	Postage & Shipping Charges	19.75	0.00	0.00	79.32	0.00	0.00
347-0000	Telephone-Cellular	214.95	0.00	0.00	2,434.45	1,000.00	243.45
353-0000	License & Registration	256.69	0.00	0.00	12,706.69	0.00	0.00
362-0000	Repair & Maint-Life Safety	0.00	0.00	0.00	6,161.00	0.00	0.00
363-0000	Repair & Maint-Equip Elec	5,057.00	0.00	0.00	46,946.32	21,632.00	217.02
364-0000	Repair & Maint-Finishing Matl	19,089.64	0.00	0.00	161,256.61	76,080.00	211.96
365-0000	Repair & Maint-Plumbing	12,209.50	0.00	0.00	330,866.38	331,573.00	99.79
366-0000	Repair & Maint-Roofing	3,839.89	0.00	0.00	61,434.49	82,202.00	74.74
367-0000	Repair & Maint-HVAC	37,212.24	0.00	0.00	497,565.22	386,131.00	128.86
368-0000	Repair & Maint-Snowplowing	332.57	0.00	0.00	529,980.87	648,960.00	81.67
369-0000	Repair & Maint-Athletic Fields	0.00	0.00	0.00	88.87	0.00	0.00
371-0000	Water/Sewer Services	39,857.44	0.00	0.00	330,429.50	505,025.00	65.43
385-0000	Unemployment Insurance	0.00	0.00	0.00	0.00	7,571.00	0.00
392-0000	License & Registrations	490.00	0.00	0.00	490.00	1,731.00	28.31
397-0000	Software Licensing	0.00	0.00	0.00	88,737.67	76,917.00	115.37
399-0000	Other Purchased Services	0.00	0.00	0.00	0.00	248,144.00	0.00
	Total Purchased Services	348,851.21	0.00	0.00	4,639,301.33	4,113,503.00	112.78
400	Supplies & Materials						
411-0000	Supplies-General	77,358.47	0.00	0.00	826,662.04	1,138,339.00	72.62
415-0000	Supplies-Computer	0.00	0.00	0.00	1,263.97	10,500.00	12.04
416-0000	Supplies-Athletic Fields	2,011.45	0.00	0.00	37,707.99	0.00	0.00
417-0000	Supplies-Uniform	1,275.92	0.00	0.00	17,276.68	46,509.00	37.15
418-0000	Supplies-B&G Schools	0.00	0.00	0.00	0.00	75,712.00	0.00
464-0000	Gasoline	975.94	0.00	0.00	54,942.37	39,856.00	137.85
465-0000	Natural Gas	316.87	0.00	0.00	540,524.40	783,650.00	68.98
466-0000	Electricity	324,083.47	0.00	0.00	2,823,805.50	2,283,229.00	123.68
481-0000	Equipment < \$500	4,044.72	0.00	0.00	102,088.84	86,622.00	117.86
482-0000	Parts-Transportation	0.00	0.00	0.00	0.00	3,000.00	0.00
484-0000	Computer Related Equip < \$500	637.00	0.00	0.00	637.00	21,632.00	2.94
485-0000	Supplies - Air Filters	0.00	0.00	0.00	14,891.13	56,351.00	26.43
486-0000	Supplies - Mop Heads Towels Ma	0.00	0.00	0.00	3,851.59	180,661.00	2.13
487-0000	Supplies -Security Camera Rela	20,767.80	0.00	0.00	106,364.35	0.00	0.00
491-0000	Mat & Sup-Shipping	0.00	0.00	0.00	1,158.48	0.00	0.00
493-0000	Supplies-Equip Elec	11,115.24	0.00	0.00	85,448.42	115,000.00	74.30
494-0000	Supplies-Finishing Matl	15,250.21	0.00	0.00	185,527.06	274,186.00	67.66
495-0000	Supplies-Plumbing	16,827.61	0.00	0.00	102,654.52	80,038.00	128.26
496-0000	Supplies-Roofing	0.00	0.00	0.00	0.00	12,979.00	0.00
497-0000	Supplies-HVAC	17,345.94	0.00	0.00	194,272.64	324,480.00	59.87
498-0000	Supplies-Bagged Salt	0.00	0.00	0.00	5,027.40	32,448.00	15.49

# Income Statement

GL293 Date 07/02/24  
Time 17:11

Company 20 - Operations & Maintenance Fund USD  
Income Statement  
For Period 11 Through 11 Ending May 31, 2024

Page 13

Fiscal Year 2024 Budget 99

Consolidated

Operations & Maintenance Fund Consolidated

Account Nbr	Description	Period Amount	Period Budget	Pct Of Budget	Year To Date Amount	Year To Date Budget	Pct Of Budget
400	Supplies & Materials						
499-0000	Supplies-Bulk Salt	0.00	0.00	0.00	11,957.44	48,672.00	24.57
	Total Supplies & Materials	492,010.64	0.00	0.00	5,116,061.82	5,613,864.00	91.13
500	Capital Outlay						
521-0000	Buildings	0.00	0.00	0.00	208,307.28	330,000.00	63.12
531-0000	Improvements Other than Buildi	0.00	0.00	0.00	37,059.96	0.00	0.00
541-0000	Equipment	145,791.76	0.00	0.00	275,192.89	782,850.00	35.15
545-0000	Computer Equipment > \$5000	0.00	0.00	0.00	39,734.10	55,000.00	72.24
	Total Capital Outlay	145,791.76	0.00	0.00	560,294.23	1,167,850.00	47.98
600	Other Objects						
641-0000	Dues & Fees	0.00	0.00	0.00	300.00	9,000.00	3.33
661-0000	Transfers	0.00	0.00	0.00	0.00	2,489,420.00	0.00
	Total Other Objects	0.00	0.00	0.00	300.00	2,498,420.00	.01
700	Transfers						
703-0000	Transfer Fund Balance	0.00	0.00	0.00	0.00	12,000,000.00	0.00
	Total Transfers	0.00	0.00	0.00	0.00	12,000,000.00	0.00
900	System Accounts						
750	Capital Outlay - Capitalized						
751-0000	Equipment < \$5000	70,607.19	0.00	0.00	268,476.75	251,027.00	106.95
755-0000	Computer Equipment < \$5000	0.00	0.00	0.00	9,870.76	0.00	0.00
	Total Capital Outlay - Capita	70,607.19	0.00	0.00	278,347.51	251,027.00	110.88
	Total System Accounts	70,607.19	0.00	0.00	278,347.51	251,027.00	110.88
	Total Expense	2,227,441.76	0.00	0.00	20,136,706.58	36,044,425.00	55.87
	Total Net Change in Fund Balan	89,538.86-	0.00	0.00	73,742.14-	69,637.00	105.90-

# Income Statement

GL293 Date 07/02/24  
Time 17:11

Company 30 - Bond & Interest Fund  
Income Statement  
For Period 11 Through 11 Ending May 31, 2024

USD

Page 14

Fiscal Year 2024 Budget

99

Consolidated

Bond & Interest Fund

Consolidated

Account Nbr	Description	Period Amount	Period Budget	Pct Of Budget	Year To Date Amount	Year To Date Budget	Pct Of Budget
<b>REVENUE</b>							
LOCAL Revenue from Local Sources							
1111-0000	CUR YR General Levy	1,340,723.21	0.00	0.00	1,340,723.21	10,215,014.00	13.13
1112-0000	First PR YR General Levy	0.00	0.00	0.00	11,947,678.94	12,520,742.00	95.42
1511-0000	Interest on Investments	10,998.90	0.00	0.00	598,876.35	16,500.00	3629.55
	Total Revenue from Local Sourc	1,351,722.11	0.00	0.00	13,887,278.50	22,752,256.00	61.04
<b>OTHER SOURCE</b> Other Financing Sources							
7992-0000	Other Source of Funds	0.00	0.00	0.00	0.00	2,489,420.00	0.00
	Total Other Financing Sources	0.00	0.00	0.00	0.00	2,489,420.00	0.00
	Total Revenue	1,351,722.11	0.00	0.00	13,887,278.50	25,241,676.00	55.02
<b>EXPENSE</b>							
300 Expense Purchased Services							
319-0000	Other Professional & Technical	476.75	0.00	0.00	7,551.00	20,000.00	37.76
	Total Purchased Services	476.75	0.00	0.00	7,551.00	20,000.00	37.76
600 Other Objects							
611-0000	Redemption of Principle	0.00	0.00	0.00	19,095,000.00	17,440,000.00	109.49
621-0000	Interest	0.00	0.00	0.00	4,364,686.50	7,889,313.00	55.32
	Total Other Objects	0.00	0.00	0.00	23,459,686.50	25,329,313.00	92.62
	Total Expense	476.75	0.00	0.00	23,467,237.50	25,349,313.00	92.58
	Total Net Change in Fund Balan	1,351,245.36	0.00	0.00	9,579,959.00-	107,637.00-	8900.25

# Income Statement

GL293 Date 07/02/24  
Time 17:11

Company 40 - Transportation Fund  
Income Statement  
For Period 11 Through 11 Ending May 31, 2024

USD

Page 15

Fiscal Year 2024 Budget

99

Consolidated

Transportation Fund

Consolidated

Account Nbr	Description	Period Amount	Period Budget	Pct Of Budget	Year To Date Amount	Year To Date Budget	Pct Of Budget
<b>REVENUE</b>							
LOCAL Revenue from Local Sources							
1111-0000	CUR YR General Levy	677,082.56	0.00	0.00	677,082.56	5,525,763.00	12.25
1112-0000	First PR YR General Levy	0.00	0.00	0.00	4,971,216.05	5,206,714.00	95.48
1511-0000	Interest on Investments	41,724.81	0.00	0.00	374,566.11	256,700.00	145.92
1994-0000	Field Trips	48,205.00	0.00	0.00	339,805.59	206,000.00	164.95
1999-0000	Other Revenue-General	0.00	0.00	0.00	472.04	0.00	0.00
Total Revenue from Local Sourc		767,012.37	0.00	0.00	6,363,142.35	11,195,177.00	56.84
STATE Revenue from State Sources							
3500-0000	Transportation-Regular	0.00	0.00	0.00	4,330,010.01	3,704,597.00	116.88
3510-0000	Transportation-Special Ed	0.00	0.00	0.00	5,209,123.27	5,413,196.00	96.23
Total Revenue from State Sourc		0.00	0.00	0.00	9,539,133.28	9,117,793.00	104.62
Total Revenue		767,012.37	0.00	0.00	15,902,275.63	20,312,970.00	78.29
<b>EXPENSE</b>							
100 Expense							
Salaries							
115-0000	Non-Certified Supervision/Head	13,406.76	0.00	0.00	107,254.08	116,192.00	92.31
116-0000	Non-Certified Sec/Spec	5,067.00	0.00	0.00	38,846.70	44,082.00	88.12
132-0000	1.5 Overtime	0.00	0.00	0.00	134.62	0.00	0.00
148-0000	Extra Pay-Non-Certified	905.25	0.00	0.00	4,833.20	0.00	0.00
149-0000	Extra Pay-Certified	75,568.75	0.00	0.00	443,643.50	0.00	0.00
161-0000	Mileage Stipend	311.55	0.00	0.00	2,492.30	0.00	0.00
Total Salaries		95,259.31	0.00	0.00	597,204.40	160,274.00	372.61
200 Employee Benefits							
211-0000	Teachers Retirement (TRS)	446.75	0.00	0.00	2,653.48	0.00	0.00
218-0000	THIS Fund Employer Contributio	502.51	0.00	0.00	2,949.50	0.00	0.00
221-0000	Life Insurance	50.76	0.00	0.00	321.84	94.00	342.38
222-0000	Medical Insurance	2,876.82	0.00	0.00	33,357.66	39,861.00	83.68
223-0000	Dental Insurance	151.62	0.00	0.00	1,506.74	1,503.00	100.25
224-0000	Vision Insurance	29.80	0.00	0.00	327.04	358.00	91.35
225-0000	Disability Insurance	18.75	0.00	0.00	148.22	163.00	90.93
Total Employee Benefits		4,077.01	0.00	0.00	41,264.48	41,979.00	98.30
300 Purchased Services							
315-0000	Food-Contracted	0.00	0.00	0.00	4,400.92	0.00	0.00
319-0000	Other Professional & Technical	238.34	0.00	0.00	9,616.29	32,889.00	29.24
321-0000	Sanitation Services	0.00	0.00	0.00	8,922.42	15,538.00	57.42
323-0000	Repair & Maintenance	726.30	0.00	0.00	27,207.73	52,041.00	52.28
325-0000	Rentals	0.00	0.00	0.00	14,442.61	37,000.00	39.03

# Income Statement

GL293 Date 07/02/24  
Time 17:11

Company 40 - Transportation Fund  
Income Statement  
For Period 11 Through 11 Ending May 31, 2024

USD

Page 16

Fiscal Year 2024 Budget

99

Consolidated

Transportation Fund

Consolidated

Account Nbr	Description	Period Amount	Period Budget	Pct Of Budget	Year To Date Amount	Year To Date Budget	Pct Of Budget
300	Purchased Services						
331-0000	Pupil Transportation-General	168,632.05	0.00	0.00	774,948.13	1,782,430.00	43.48
333-0000	District Travel	401.92	0.00	0.00	2,957.88	9,554.00	30.96
334-0000	Professional Meetings	0.00	0.00	0.00	0.00	50.00	0.00
336-0000	Pupil Transportation-Field Tri	42,677.16	0.00	0.00	430,583.15	455,000.00	94.63
347-0000	Telephone-Cellular	26.00	0.00	0.00	286.00	320.00	89.38
353-0000	License & Registration	10.00	0.00	0.00	38.00	0.00	0.00
361-0000	Printing & Binding	0.00	0.00	0.00	1,671.00	6,000.00	27.85
371-0000	Water/Sewer Services	295.57	0.00	0.00	2,489.72	7,000.00	35.57
389-0000	Insurance-Fire-Theft-All Other	0.00	0.00	0.00	0.00	49,200.00	0.00
392-0000	License & Registrations	0.00	0.00	0.00	0.00	500.00	0.00
394-0000	Managment Fees-Transportation	3,689,442.31	0.00	0.00	15,510,005.78	16,880,780.00	91.88
	Total Purchased Services	3,902,449.65	0.00	0.00	16,787,569.63	19,328,302.00	86.85
400	Supplies & Materials						
411-0000	Supplies-General	386.82	0.00	0.00	9,950.52	35,135.00	28.32
462-0000	Oil	4,024.76	0.00	0.00	23,077.29	55,415.00	41.64
464-0000	Gasoline	192,852.27	0.00	0.00	1,147,721.16	2,119,505.00	54.15
465-0000	Natural Gas	0.00	0.00	0.00	11,794.33	15,000.00	78.63
471-0000	System Software	0.00	0.00	0.00	624.00	0.00	0.00
482-0000	Parts-Transportation	3,285.14	0.00	0.00	10,275.11	25,000.00	41.10
	Total Supplies & Materials	200,548.99	0.00	0.00	1,203,442.41	2,250,055.00	53.49
500	Capital Outlay						
531-0000	Improvements Other than Buildi	0.00	0.00	0.00	0.00	14,924.00	0.00
541-0000	Equipment	0.00	0.00	0.00	46,117.46	75,000.00	61.49
	Total Capital Outlay	0.00	0.00	0.00	46,117.46	89,924.00	51.28
600	Other Objects						
641-0000	Dues & Fees	0.00	0.00	0.00	440.00	0.00	0.00
	Total Other Objects	0.00	0.00	0.00	440.00	0.00	0.00
900	System Accounts						
750	Capital Outlay - Capitalized						
751-0000	Equipment < \$5000	3,602.92	0.00	0.00	3,602.92	107,299.00	3.36
	Total Capital Outlay - Capita	3,602.92	0.00	0.00	3,602.92	107,299.00	3.36
	Total System Accounts	3,602.92	0.00	0.00	3,602.92	107,299.00	3.36
	Total Expense	4,205,937.88	0.00	0.00	18,679,641.30	21,977,833.00	84.99

# Income Statement

GL293 Date 07/02/24  
Time 17:11

Company 40 - Transportation Fund USD  
Income Statement  
For Period 11 Through 11 Ending May 31, 2024

Page 17

Fiscal Year 2024 Budget 99

Consolidated

Transportation Fund

Consolidated

Account Nbr	Description	Period Amount	Period Budget	Pct Of Budget	Year To Date Amount	Year To Date Budget	Pct Of Budget
750	Capital Outlay - Capitalized						
	Total Net Change in Fund Balan	3,438,925.51-	0.00	0.00	2,777,365.67-	1,664,863.00-	166.82
=====							

# Income Statement

GL293 Date 07/02/24  
Time 17:11

Company 50 - Municipal Retirement Fund USD  
Income Statement  
For Period 11 Through 11 Ending May 31, 2024

Page 18

Fiscal Year 2024 Budget 99

Consolidated

Municipal Retirement Fund

Consolidated

Account Nbr	Description	Period Amount	Period Budget	Pct Of Budget	Year To Date Amount	Year To Date Budget	Pct Of Budget
<b>REVENUE</b>							
Revenue							
LOCAL Revenue from Local Sources							
1111-0000	CUR YR General Levy	26,918.44	0.00	0.00	26,918.44	229,317.00	11.74
1112-0000	First PR YR General Levy	0.00	0.00	0.00	217,239.77	216,076.00	100.54
1511-0000	Interest on Investments	32,043.54	0.00	0.00	166,964.81	178,413.00	93.58
Total Revenue from Local Sourc		58,961.98	0.00	0.00	411,123.02	623,806.00	65.91
Total Revenue		58,961.98	0.00	0.00	411,123.02	623,806.00	65.91
<b>EXPENSE</b>							
Expense							
200 Employee Benefits							
212-0000	Municipal Retirement (IMRF)	251,590.75	0.00	0.00	1,826,941.58	2,536,530.00	72.03
Total Employee Benefits		251,590.75	0.00	0.00	1,826,941.58	2,536,530.00	72.03
Total Expense		251,590.75	0.00	0.00	1,826,941.58	2,536,530.00	72.03
Total Net Change in Fund Balan		192,628.77-	0.00	0.00	1,415,818.56-	1,912,724.00-	74.02

# Income Statement

GL293 Date 07/02/24  
Time 17:11

Company 51 - Social Security/Medicare Fund USD  
Income Statement  
For Period 11 Through 11 Ending May 31, 2024

Page 19

Fiscal Year 2024 Budget

99

Consolidated

Social Security/Medicare Fund Consolidated

Account Nbr	Description	Period Amount	Period Budget	Pct Of Budget	Year To Date Amount	Year To Date Budget	Pct Of Budget
<b>REVENUE</b>							
Revenue							
LOCAL Revenue from Local Sources							
1151-0000	CUR YR Soc Sec/Medicare Levy	236,237.81	0.00	0.00	236,237.81	1,936,779.00	12.20
1152-0000	First PR YR Soc Sec/Medicare L	0.00	0.00	0.00	1,737,944.35	1,824,953.00	95.23
1231-0000	Corporate Personal Property Re	0.00	0.00	0.00	500,000.00	500,000.00	100.00
1511-0000	Interest on Investments	0.00	0.00	0.00	26,590.34	49,217.00	54.03
	Total Revenue from Local Sourc	236,237.81	0.00	0.00	2,500,772.50	4,310,949.00	58.01
	Total Revenue	236,237.81	0.00	0.00	2,500,772.50	4,310,949.00	58.01
<b>EXPENSE</b>							
Expense							
200 Employee Benefits							
212-0000	Municipal Retirement (IMRF)	0.00	0.00	0.00	122.72	0.00	0.00
213-0000	Federal Insurance Contribution	245,961.73	0.00	0.00	1,721,259.88	2,138,021.00	80.51
214-0000	Medicare Only	274,475.02	0.00	0.00	1,945,269.00	2,440,925.00	79.69
	Total Employee Benefits	520,436.75	0.00	0.00	3,666,651.60	4,578,946.00	80.08
	Total Expense	520,436.75	0.00	0.00	3,666,651.60	4,578,946.00	80.08
	Total Net Change in Fund Balan	284,198.94-	0.00	0.00	1,165,879.10-	267,997.00-	435.03

# Income Statement

GL293 Date 07/02/24  
Time 17:11

Company 60 - Site & Construction Fund  
Income Statement  
For Period 11 Through 11 Ending May 31, 2024

USD

Page 20

Fiscal Year 2024 Budget

99

Consolidated

Site & Construction Fund

Consolidated

Account Nbr	Description	Period Amount	Period Budget	Pct Of Budget	Year To Date Amount	Year To Date Budget	Pct Of Budget
<b>REVENUE</b>							
LOCAL Revenue from Local Sources							
1231-0000	Corporate Personal Property Re	646,726.42	0.00	0.00	3,232,079.46	3,542,033.00	91.25
1511-0000	Interest on Investments	426,928.62	0.00	0.00	1,489,143.75	460,938.00	323.07
1960-0000	Surplus from TIF Funds	0.00	0.00	0.00	78,207.54	0.00	0.00
1999-0000	Other Revenue-General	0.00	0.00	0.00	995,097.00	0.00	0.00
	Total Revenue from Local Sourc	1,073,655.04	0.00	0.00	5,794,527.75	4,002,971.00	144.76
STATE Revenue from State Sources							
3925-0000	Maintence Project Grants	0.00	0.00	0.00	150,000.00	50,000.00	300.00
	Total Revenue from State Sourc	0.00	0.00	0.00	150,000.00	50,000.00	300.00
FEDERAL Revenue from Federal Sources							
4943-0000	ESSER III	0.00	0.00	0.00	4,626,560.00	6,271,698.00	73.77
	Total Revenue from Federal Sou	0.00	0.00	0.00	4,626,560.00	6,271,698.00	73.77
OTHER SOURCE Other Financing Sources							
7800-0000	Transfer to Capital Projects F	0.00	0.00	0.00	0.00	12,000,000.00	0.00
	Total Other Financing Sources	0.00	0.00	0.00	0.00	12,000,000.00	0.00
	Total Revenue	1,073,655.04	0.00	0.00	10,571,087.75	22,324,669.00	47.35
<b>EXPENSE</b>							
300 Expense Purchased Services							
319-0000	Other Professional & Technical	62,505.00	0.00	0.00	62,505.00	0.00	0.00
	Total Purchased Services	62,505.00	0.00	0.00	62,505.00	0.00	0.00
500 Capital Outlay							
521-0000	Buildings	1,239,301.74	0.00	0.00	10,542,263.89	17,609,909.00	59.87
532-0000	Improvements-Master Facility P	39,875.85	0.00	0.00	257,648.01	0.00	0.00
	Total Capital Outlay	1,279,177.59	0.00	0.00	10,799,911.90	17,609,909.00	61.33
	Total Expense	1,341,682.59	0.00	0.00	10,862,416.90	17,609,909.00	61.68
	Total Net Change in Fund Balan	268,027.55-	0.00	0.00	291,329.15-	4,714,760.00	6.18-

# Income Statement

GL293 Date 07/02/24  
Time 17:11

Company 61 - Impact Fees Fund  
Income Statement  
For Period 11 Through 11 Ending May 31, 2024

USD

Page 21

Fiscal Year 2024 Budget

99

Consolidated

Impact Fees Fund

Consolidated

Account Nbr	Description	Period Amount	Period Budget	Pct Of Budget	Year To Date Amount	Year To Date Budget	Pct Of Budget
<b>REVENUE</b>							
LOCAL Revenue from Local Sources							
1511-0000	Interest on Investments	196,389.28	0.00	0.00	745,414.00	102,430.00	727.73
1931-0000	Impact Fees-East Dundee/West D	0.00	0.00	0.00	0.00	100,000.00	0.00
1937-0000	Impact Fees-Hampshire	0.00	0.00	0.00	2,693.02	100,000.00	2.69
1938-0000	Impact Fees-Gilberts	0.00	0.00	0.00	0.00	100,000.00	0.00
1939-0000	Impact Fees-Algonquin/Carpente	0.00	0.00	0.00	0.00	100,000.00	0.00
1941-0000	Technology E-Rate Revenue	0.00	0.00	0.00	0.00	101,435.00	0.00
1981-0000	ERATE Funding	0.00	0.00	0.00	0.00	101,435.00	0.00
	Total Revenue from Local Sourc	196,389.28	0.00	0.00	748,107.02	705,300.00	106.07
	Total Revenue	196,389.28	0.00	0.00	748,107.02	705,300.00	106.07
<b>EXPENSE</b>							
500 Expense Capital Outlay							
533-0000	Improvements Other than Buildi	0.00	0.00	0.00	40,042.70	0.00	0.00
	Total Capital Outlay	0.00	0.00	0.00	40,042.70	0.00	0.00
	Total Expense	0.00	0.00	0.00	40,042.70	0.00	0.00
	Total Net Change in Fund Balan	196,389.28	0.00	0.00	708,064.32	705,300.00	100.39

# Income Statement

GL293 Date 07/02/24  
Time 17:11

Company 70 - Working Capital Fund  
Income Statement  
For Period 11 Through 11 Ending May 31, 2024

USD

Page 22

Fiscal Year 2024 Budget

99

Consolidated

Working Capital Fund

Consolidated

Account Nbr	Description	Period Amount	Period Budget	Pct Of Budget	Year To Date Amount	Year To Date Budget	Pct Of Budget
<b>REVENUE</b>							
Revenue							
LOCAL Revenue from Local Sources							
1111-0000	CUR YR General Levy	43,649.27	0.00	0.00	43,649.27	2,533.00	1723.22
1112-0000	First PR YR General Levy	0.00	0.00	0.00	2,233.53	2,386.00	93.61
1511-0000	Interest on Investments	500,598.11	0.00	0.00	1,897,644.74	1,768,112.00	107.33
Total Revenue from Local Sourc		544,247.38	0.00	0.00	1,943,527.54	1,773,031.00	109.62
Total Revenue		544,247.38	0.00	0.00	1,943,527.54	1,773,031.00	109.62
<b>EXPENSE</b>							
Expense							
Total Net Change in Fund Balan		544,247.38	0.00	0.00	1,943,527.54	1,773,031.00	109.62

# Income Statement

GL293 Date 07/02/24  
Time 17:11

Company 80 - Tort Immunity Fund  
Income Statement  
For Period 11 Through 11 Ending May 31, 2024

USD

Page 23

Fiscal Year 2024 Budget

99

Consolidated

Tort Immunity Fund

Consolidated

Account Nbr	Description	Period Amount	Period Budget	Pct Of Budget	Year To Date Amount	Year To Date Budget	Pct Of Budget
<b>REVENUE</b>							
Revenue							
LOCAL Revenue from Local Sources							
1121-0000	CUR YR Tort Immunity Levy	140,998.80	0.00	0.00	1,292,332.07	1,279,298.00	101.02
1122-0000	First PR YR Tort Immunity Levy	0.00	0.00	0.00	0.00	1,205,433.00	0.00
1511-0000	Interest on Investments	0.00	0.00	0.00	2,619.52	200.00	1309.76
Total Revenue from Local Sourc		140,998.80	0.00	0.00	1,294,951.59	2,484,931.00	52.11
Total Revenue		140,998.80	0.00	0.00	1,294,951.59	2,484,931.00	52.11
<b>EXPENSE</b>							
Expense							
300 Purchased Services							
382-0000	Fidelity Bond Premiums	0.00	0.00	0.00	33,702.00	40,000.00	84.26
383-0000	Worker's Compensation Insuranc	0.00	0.00	0.00	1,167,961.00	1,168,000.00	100.00
389-0000	Insurance-Fire-Theft-All Other	0.00	0.00	0.00	1,133,293.00	1,124,000.00	100.83
Total Purchased Services		0.00	0.00	0.00	2,334,956.00	2,332,000.00	100.13
Total Expense		0.00	0.00	0.00	2,334,956.00	2,332,000.00	100.13
Total Net Change in Fund Balan		140,998.80	0.00	0.00	1,040,004.41-	152,931.00	680.05-

<b>Pcard Statement Posting Date June 2024</b>	<b>Merchant</b>	<b>Transaction Amount</b>	<b>Comments</b>
5/9/2024	A Freedom Flag Co Of D	\$ 120.85	BUILDING
5/4/2024	Adobe Adobe	9.99	STAFF
6/4/2024	Adobe Adobe	9.99	STAFF
5/10/2024	Adobe Inc.	29.99	STAFF
5/21/2024	Airgas Llc - North N99	53.15	BG
5/7/2024	Aldi 40037	22.21	FACS
5/16/2024	Alfanos Pizza Eatery	391.25	STUDENT
5/15/2024	Amazon Mar 113-097094	42.79	STUDENT
5/6/2024	Amc 6501 Lake In Hills	107.94	STAFF
5/20/2024	American Bar Associati	345.00	STAFF
5/22/2024	Anderson Lock Co	125.40	BG
5/29/2024	Anderson Lock Co	146.38	BG
5/7/2024	Atixa	399.00	STAFF
5/16/2024	Avantis Italian Restau	93.40	STUDENT
5/22/2024	Barnes & Noble #3407	24.99	STAFF
5/3/2024	Baymont Inn And Suites	109.44	STUDENT
5/15/2024	Bestbuycom806936970500	515.83	BG
5/22/2024	Bestbuycom806936970500	37.70	BG
5/22/2024	Bestbuycom806936970500	53.86	BG
5/24/2024	Billys Pancake House	89.51	STUDENT
5/28/2024	Blockj Fresh Market	38.28	STUDENT
5/30/2024	Blockj Fresh Market	47.78	STUDENT
5/31/2024	Blockj Fresh Market	35.88	FACS
5/18/2024	Bp#1041300bp Oasis Qps	16.80	STAFF
5/16/2024	Bp#1848183el Paso 6qps	97.01	STUDENT
5/24/2024	Bp#7748429lambos 2 Qps	56.40	STUDENT
5/24/2024	Bp#7748429lambos 2 Qps	78.26	STUDENT
5/18/2024	Bp#8904898lambos 3qps	67.50	STUDENT
5/8/2024	Bp#8974743lucky Gasqps	13.98	STUDENT
5/23/2024	Brunchcafemchenry	1405.68	STAFF
5/24/2024	Buffalo Wild Ecom 3382	37.46	STUDENT
5/4/2024	Buffalo Wild Wngs 3246	20.38	STAFF
5/18/2024	Buffalo Wild Wngs 3382	122.89	STUDENT
5/26/2024	Buffalo Wild Wngs 3382	393.20	STUDENT
5/25/2024	Buffalo Wild Wngs 3413	278.89	STUDENT
5/17/2024	Buona Algonquin #20	73.99	STAFF
5/16/2024	Buona Algonquin #20 M	272.94	STAFF
5/21/2024	Buona Algonquin #20 M	902.72	STAFF
5/9/2024	Butcher On The Block	538.97	STAFF
5/30/2024	Butcher On The Block	270.07	STAFF
5/21/2024	Butera Fruit Market	157.60	STUDENT

<b>Pcard Statement Posting Date June 2024</b>	<b>Merchant</b>	<b>Transaction Amount</b>	<b>Comments</b>
6/3/2024	Carroll Parts	\$ 489.54	BG
5/23/2024	Caseys #3402	9.00	STUDENT
5/3/2024	Caseys Pizza 6907	109.84	BG
5/16/2024	Caseys Store #4260	70.60	STUDENT
5/4/2024	Cd One Price Cleaners	42.21	STUDENT
5/9/2024	Cdic Corp	59.46	STUDENT
5/9/2024	Chatgpt Subscription	20.00	STAFF
5/16/2024	Chick-Fil-A #04756	242.73	BG
5/21/2024	Chick-Fil-A #04756	100.63	BG
5/21/2024	Chick-Fil-A #04756	191.61	BG
5/10/2024	Chipotle 0999	51.10	STAFF
5/16/2024	City Food Equipment Co	280.00	BG
5/28/2024	City Food Equipment Co	234.04	BG
5/30/2024	City Food Equipment Co	-7.71	BG
5/4/2024	Conoco - University Sv	6.96	STAFF
5/7/2024	Countrydonuts	244.95	STAFF
5/8/2024	Countrydonuts	192.00	STAFF
5/14/2024	Countrydonuts	28.49	STAFF
5/15/2024	Countrydonuts	59.70	BG
5/17/2024	Countrydonuts	140.00	STAFF
5/20/2024	Countrydonuts	156.00	STUDENT
5/23/2024	Cracker Barrel #404 Ma	350.00	STUDENT
5/13/2024	Culvers Bloomington Ma	12.15	STAFF
5/17/2024	Culvers Bloomington Ma	17.77	STUDENT
5/4/2024	Culvers Of E Peoria	10.79	STAFF
5/3/2024	Dairy Queen #15192	20.18	STUDENT
5/9/2024	Dairy Queen #18271	245.00	STAFF
5/4/2024	Dd/Br #356491	352.81	STAFF
5/11/2024	Dick Pond Athletics	205.00	STUDENT
5/25/2024	Dickssportinggoods.Com	127.30	STUDENT
5/23/2024	Dirty S Bar And Grill	321.71	STUDENT
5/3/2024	Dollar Tree	20.00	STAFF
5/3/2024	Dollar Tree	50.00	STAFF
5/9/2024	Dollar Tree	18.75	STUDENT
5/9/2024	Dollar Tree	36.25	STUDENT
5/9/2024	Dollar Tree	75.25	STUDENT
5/5/2024	Dollar Tree	17.50	STUDENT
5/9/2024	Dominos 2962	200.24	STAFF
5/10/2024	Dominos 2962	62.91	STUDENT
5/20/2024	Dominos 2962	119.90	STUDENT
5/24/2024	Dunhams 277	79.99	STUDENT

<b>Pcard Statement Posting Date June 2024</b>	<b>Merchant</b>	<b>Transaction Amount</b>	<b>Comments</b>
5/14/2024	Dunkin #345659 Q35	\$ 15.99	STUDENT
5/10/2024	Dunkin #347245 Q35	39.26	STUDENT
5/15/2024	Dunkin #347245 Q35	14.99	STAFF
5/10/2024	Dunkin #353718 Q35	87.54	STUDENT
5/16/2024	Dunkin #353718 Q35	56.93	STUDENT
5/16/2024	Dunkin #353718 Q35	100.00	STUDENT
5/21/2024	Dunkin #353718 Q35	52.09	STUDENT
5/8/2024	Dunkin #354558 Q35	74.97	STAFF
5/11/2024	Dunkin #358733	91.96	STUDENT
5/7/2024	Dunkin #362794	19.99	STAFF
5/24/2024	Dunkin #362794	175.89	STUDENT
5/3/2024	E Peoria Riverfront Em	152.32	STAFF
5/24/2024	Easternillinoisunivers	11.00	STUDENT
5/24/2024	Easternillinoisunivers	22.00	STUDENT
5/24/2024	Easternillinoisunivers	33.00	STUDENT
5/24/2024	Easternillinoisunivers	44.00	STUDENT
5/25/2024	Easternillinoisunivers	11.00	STUDENT
5/25/2024	Easternillinoisunivers	22.00	STUDENT
5/25/2024	Easternillinoisunivers	33.00	STUDENT
5/25/2024	Easternillinoisunivers	44.00	STUDENT
5/7/2024	Ed S Rental And Sales	64.96	BG
5/10/2024	Ed S Rental And Sales	667.25	STUDENT
5/29/2024	Ed S Rental And Sales	564.00	BG
5/30/2024	Ed S Rental And Sales	-489.00	BG
5/16/2024	Eds Rental And Sales	65.50	STUDENT
5/19/2024	Eds Rental And Sales	17.25	STUDENT
5/7/2024	Einstein Bros Bagels24	12.99	STAFF
5/11/2024	Einstein Bros Bagels24	116.94	STUDENT
5/25/2024	Einstein Bros Bagels24	97.95	STUDENT
6/3/2024	Einstein Bros Bagels24	146.56	STAFF
5/8/2024	Einstein Bros-Online C	104.94	STAFF
5/9/2024	Einstein Bros-Online C	330.80	STAFF
6/1/2024	Einstein Bros-Online C	159.43	STUDENT
6/1/2024	Einstein Bros-Online C	166.27	STUDENT
5/14/2024	Elgin Key & Lock Co	26.26	BG
5/8/2024	Enterprise Rent-A-Car	1387.50	BG
5/11/2024	Ezcaterlou Malnatis P	419.83	STAFF
5/11/2024	Ezcaterlou Malnatis P	726.39	STAFF
5/29/2024	Ezcatermcalisters Del	1107.98	STAFF
5/10/2024	Ezcaterpanera Bread	554.66	STAFF
5/29/2024	Ezcaterpanera Bread	342.98	STAFF

<b>Pcard Statement Posting Date June 2024</b>	<b>Merchant</b>	<b>Transaction Amount</b>	<b>Comments</b>
5/24/2024	Ezcatertaylor Street	\$ 358.33	STUDENT
5/8/2024	Ezcatertropical Smoot	316.27	STAFF
5/30/2024	Fastsigns 100801	778.25	STAFF
5/17/2024	Fedex Offic15900015925	203.73	STUDENT
5/30/2024	Fedex Offic15900015925	143.10	STUDENT
6/4/2024	Fedex Offic65900026591	56.69	BUILDING
5/2/2024	Fedex274128708643	12.25	BG
5/18/2024	Fedex77781944	31.09	POSTAGE
5/18/2024	Fedex77782654	31.09	POSTAGE
5/23/2024	Fedex77887795	31.03	POSTAGE
5/30/2024	Fedex78087356	31.03	POSTAGE
5/8/2024	Ferguson Ent #1123	67.71	BG
5/8/2024	Ferguson Ent #1123	234.24	BG
5/9/2024	Ferguson Ent #1123	156.25	BG
5/14/2024	Ferguson Ent #1123	201.22	BG
5/23/2024	Ferguson Ent #1123	99.12	BG
5/23/2024	Five Below 703	7.50	STAFF
5/21/2024	Garibaldis Italian Eat	305.91	STUDENT
5/7/2024	Guitar Center #362	399.99	STUDENT
5/3/2024	Gustave A Larson Compa	187.24	BG
5/6/2024	Gustave A Larson Compa	26.32	BG
5/9/2024	Gustave A Larson Compa	117.81	BG
5/14/2024	Gustave A Larson Compa	78.82	BG
5/14/2024	Gustave A Larson Compa	129.57	BG
5/16/2024	Gustave A Larson Compa	42.40	BG
5/16/2024	Gustave A Larson Compa	59.04	BG
5/16/2024	Gustave A Larson Compa	225.60	BG
5/20/2024	Gustave A Larson Compa	118.53	BG
5/21/2024	Gustave A Larson Compa	32.49	BG
5/23/2024	Gustave A Larson Compa	244.86	BG
5/24/2024	Gustave A Larson Compa	684.12	BG
5/30/2024	Gustave A Larson Compa	110.36	BG
6/3/2024	Gustave A Larson Compa	20.88	BG
6/3/2024	Gustave A Larson Compa	136.28	BG
5/13/2024	Hilton Garden Inn	12.88	TRAVEL
5/13/2024	Hilton Garden Inn	13.06	TRAVEL
5/13/2024	Hilton Garden Inn	24.75	TRAVEL
5/13/2024	Hilton Garden Inn	178.08	TRAVEL
5/13/2024	Hilton Garden Inn	178.08	TRAVEL
5/13/2024	Hilton Garden Inn	178.08	TRAVEL
5/13/2024	Hilton Garden Inn	178.08	TRAVEL

<b>Pcard Statement Posting Date June 2024</b>	<b>Merchant</b>	<b>Transaction Amount</b>	<b>Comments</b>
5/13/2024	Hilton Garden Inn	\$ 178.08	TRAVEL
5/13/2024	Hilton Garden Inn	178.08	TRAVEL
5/3/2024	Hilton Hotels	445.66	TRAVEL
5/3/2024	Hilton Hotels	445.66	TRAVEL
5/3/2024	Hilton Hotels	445.66	TRAVEL
5/3/2024	Hilton Hotels	485.66	TRAVEL
5/2/2024	Hilton Hotels Restaura	20.26	TRAVEL
5/2/2024	Hilton Hotels Restaura	22.43	TRAVEL
5/24/2024	Holiday Inn Express Tu	207.42	STUDENT
5/24/2024	Holiday Inn Express Tu	207.42	STUDENT
5/25/2024	Holiday Inn Express Tu	429.79	STUDENT
5/25/2024	Holiday Inn Express Tu	429.79	STUDENT
5/25/2024	Holiday Inn Express Tu	429.79	STUDENT
5/25/2024	Holiday Inn Express Tu	429.79	STUDENT
5/25/2024	Holiday Inn Express Tu	429.79	STUDENT
5/25/2024	Holiday Inn Express Tu	429.79	STUDENT
5/25/2024	Holiday Inn Express Tu	429.79	STUDENT
5/25/2024	Holiday Inn Express Tu	429.79	STUDENT
5/8/2024	Homedepot.Com	193.03	BUILDING
5/8/2024	Homedepot.Com	198.00	BUILDING
5/16/2024	Homedepot.Com	17.96	STUDENT
5/16/2024	Homedepot.Com	93.85	STUDENT
5/17/2024	Homedepot.Com	69.60	STUDENT
5/31/2024	Homedepot.Com	38.17	STAFF
5/31/2024	Homedepot.Com	179.00	BUILDING
5/31/2024	Homedepot.Com	216.31	STUDENT
5/31/2024	Homedepot.Com	228.00	BUILDING
5/31/2024	Homedepot.Com	647.00	BUILDING
6/2/2024	Https://Scribe.How/B	272.32	STAFF
5/8/2024	Husqvarna Professional	531.20	BG
5/6/2024	Hyatt Regency Savannah	509.70	TRAVEL
5/8/2024	Hyatt Regency Savannah	1019.40	TRAVEL
5/8/2024	Hyatt Regency Savannah	1019.40	TRAVEL
5/8/2024	Hyatt Regency Savannah	1019.40	TRAVEL
5/8/2024	Hyatt Regency Savannah	1019.40	TRAVEL
5/8/2024	Hyatt Regency Savannah	1019.40	TRAVEL
6/3/2024	lasb	13379.70	STAFF
5/6/2024	Il Ed Tech Leaders	25.00	TRAVEL
5/17/2024	Il Fire Marshal Fee	204.50	BG
5/9/2024	Il Paralegal Assoc	15.00	STAFF
5/22/2024	Illinois Principals As	249.00	STAFF

<b>Pcard Statement Posting Date June 2024</b>	<b>Merchant</b>	<b>Transaction Amount</b>	<b>Comments</b>
5/22/2024	Illinois Principals As	\$ 249.00	STAFF
5/13/2024	In Illinois Associati	250.00	STAFF
5/15/2024	Industrial Tool Crib	273.76	BG
5/22/2024	Iste	790.00	STAFF
5/21/2024	J.W. Pepper	75.00	STUDENT
5/7/2024	Jc Licht - 1250 - Algo	96.40	BG
5/9/2024	Jc Licht - 1250 - Algo	34.02	BG
5/20/2024	Jc Licht - 1250 - Algo	107.07	BG
5/21/2024	Jc Licht - 1250 - Algo	283.78	BG
5/30/2024	Jc Licht - 1250 - Algo	218.64	BG
5/31/2024	Jc Licht - 1250 - Algo	488.97	BG
6/3/2024	Jc Licht - 1250 - Algo	297.52	BG
5/3/2024	Jersey Mikes 27009	341.77	STUDENT
5/2/2024	Jersey Mikes 27059	363.60	STUDENT
5/17/2024	Jersey Mikes 27079	52.44	STUDENT
5/3/2024	Jewel #3198	157.97	STAFF
5/20/2024	Jewel #3198	62.10	STAFF
5/24/2024	Jewel #3198	46.99	BUILDING
5/16/2024	Jewel Osco 1256	233.14	STUDENT
5/17/2024	Jewel Osco 1256	54.44	STUDENT
5/28/2024	Jewel Osco 1256	23.14	STAFF
5/28/2024	Jewel Osco 1256	137.24	STAFF
5/29/2024	Jewel Osco 1256	158.60	STAFF
5/21/2024	Jewel Osco 1306	7.96	STUDENT
5/22/2024	Jewel Osco 1306	13.56	STUDENT
5/22/2024	Jewel Osco 1306	79.89	STUDENT
6/3/2024	Jewel Osco 1306	39.97	STUDENT
5/9/2024	Jewel Osco 2310	4.79	FACS
5/10/2024	Jewel Osco 2310	45.44	STUDENT
5/14/2024	Jewel Osco 2310	49.94	STUDENT
5/24/2024	Jewel Osco 2310	42.92	STUDENT
5/7/2024	Jewel Osco 3394	55.74	STUDENT
5/10/2024	Jewel Osco 3394	54.92	STUDENT
5/11/2024	Jewel Osco 3394	261.02	STUDENT
5/14/2024	Jewel Osco 3394	33.96	STUDENT
5/17/2024	Jewel Osco 3394	19.42	STAFF
5/20/2024	Jewel Osco 3394	22.90	STUDENT
5/10/2024	Jewel Osco 3451	89.33	FACS
5/20/2024	Jewel Osco 3451	21.99	FACS
5/23/2024	Jimmy Johns - 0233	64.13	STUDENT
5/7/2024	Jimmy Johns - 0466 - M	182.98	STUDENT

<b>Pcard Statement Posting Date June 2024</b>	<b>Merchant</b>	<b>Transaction Amount</b>	<b>Comments</b>
5/15/2024	Jimmy Johns - 0466 - M	\$ 83.98	STUDENT
5/10/2024	Jimmy Johns - 1826	83.20	STAFF
5/17/2024	Jimmy Johns - 1826 - M	391.71	STUDENT
5/20/2024	Jimmy Johns - 1826 - M	284.70	STUDENT
5/21/2024	Jimmy Johns - 836 - Ec	43.50	STUDENT
5/22/2024	Jimmy Johns - 836 - Ec	68.58	STUDENT
5/23/2024	Jimmy Johns - 836 - Ec	58.10	STUDENT
5/23/2024	Jimmy Johns - 836 - Mo	192.24	STUDENT
5/17/2024	Jimmy Johns # 90029	92.68	STUDENT
5/24/2024	Jimmy Johns # 90029	7.39	STAFF
5/24/2024	Jimmy Johns # 90029	7.39	STUDENT
5/24/2024	Jimmy Johns # 90029	22.90	STUDENT
5/24/2024	Jimmy Johns # 90029	71.31	STUDENT
5/25/2024	Jimmy Johns # 90029	69.51	STUDENT
5/23/2024	Jimmy Johns 1296	213.63	STUDENT
5/4/2024	Joann Stores #2465	54.21	FACS
5/7/2024	Joann Stores #2465	80.80	STUDENT
5/9/2024	Joann Stores #2465	8.97	STUDENT
5/15/2024	Joann Stores #2465	377.00	STUDENT
5/28/2024	Joann Stores #2465	10.97	STAFF
5/24/2024	Kirby Foods #44	91.12	STUDENT
5/23/2024	Kohls #0320	50.00	STAFF
5/16/2024	Kohls #0662	67.47	STUDENT
5/3/2024	Little Caesars #1713	59.90	STUDENT
5/10/2024	Little Caesars #1713	59.90	STUDENT
5/13/2024	Little Caesars #1713	93.84	STUDENT
5/14/2024	Little Caesars #1713	47.92	STUDENT
5/15/2024	Little Caesars #1713	17.97	STUDENT
5/15/2024	Little Caesars 1551 00	41.24	STUDENT
5/16/2024	Little Caesars 1551 00	52.43	STAFF
5/23/2024	Little Caesars 1551 00	74.90	STUDENT
5/10/2024	Lou Malnatis Pizzeria	24.33	STAFF
5/25/2024	Loves #0395 Outside	104.54	STUDENT
5/5/2024	Lowes #01739	242.36	BG
5/7/2024	Lowes #01739	14.98	BG
5/15/2024	Lowes #01739	310.00	BG
5/16/2024	Luigis Italian Restaur	125.74	STUDENT
5/16/2024	Luigis Italian Restaur	257.29	STUDENT
5/3/2024	McAlisters Deli 10134	124.63	STAFF
5/8/2024	McAlisters Deli 10134	730.57	STAFF
5/9/2024	McAlisters Deli 10134	123.85	STAFF

<b>Pcard Statement Posting Date June 2024</b>	<b>Merchant</b>	<b>Transaction Amount</b>	<b>Comments</b>
5/15/2024	McAlisters Deli 10134	\$ 1,074.83	STAFF
5/20/2024	McAlisters Deli 10134	41.96	STUDENT
5/21/2024	McAlisters Deli 10134	10.99	STAFF
5/21/2024	McAlisters Deli 10134	235.91	STAFF
5/22/2024	McAlisters Deli 10134	234.90	STAFF
5/23/2024	McAlisters Deli 10134	176.59	STAFF
5/23/2024	McAlisters Deli 10134	258.22	STAFF
5/28/2024	McAlisters Deli 10134	71.42	STAFF
5/25/2024	McDonalds F12180	106.22	STUDENT
5/17/2024	McDonalds F13651	150.00	STUDENT
5/23/2024	McDonalds F13651	181.88	BG
5/3/2024	McDonalds F15655	61.68	STUDENT
5/4/2024	McDonalds F15655	5.39	STUDENT
5/4/2024	McDonalds F15655	44.24	STUDENT
5/25/2024	McDonalds F19706	192.08	STUDENT
5/17/2024	McDonalds F22889	70.35	STUDENT
5/25/2024	McDonalds F22889	165.83	BG
5/26/2024	McDonalds F22889	171.62	BG
5/26/2024	McDonalds F34623	70.82	BG
5/24/2024	McDonalds F4274	97.86	STUDENT
5/23/2024	McDonalds F5292	4.19	STUDENT
5/17/2024	McDonalds M6195	145.27	STUDENT
5/16/2024	McDonalds M7237 Of	-60.00	STUDENT
5/16/2024	McDonalds M7237 Of	100.00	STUDENT
5/13/2024	McHenry County Bar Ass	250.00	STAFF
5/15/2024	Me-Hoffman Est-Micros	259.35	STUDENT
5/19/2024	Meijer # 182	46.68	STUDENT
5/9/2024	Meijer # 183	30.35	STAFF
5/16/2024	Meijer # 183	28.73	STUDENT
5/16/2024	Meijer # 183	31.98	STUDENT
5/3/2024	Meijer # 206	79.98	STUDENT
5/3/2024	Meijer # 206	92.88	FACS
5/3/2024	Meijer # 206	131.67	FACS
5/6/2024	Meijer # 206	22.34	FACS
5/6/2024	Meijer # 206	49.93	STAFF
5/6/2024	Meijer # 206	67.31	FACS
5/6/2024	Meijer # 206	164.01	STAFF
5/8/2024	Meijer # 206	40.98	FACS
5/8/2024	Meijer # 206	117.78	FACS
5/9/2024	Meijer # 206	34.83	FACS
5/10/2024	Meijer # 206	115.57	STUDENT

<b>Pcard Statement Posting Date June 2024</b>	<b>Merchant</b>	<b>Transaction Amount</b>	<b>Comments</b>
5/11/2024	Meijer # 206	\$ 139.88	STUDENT
5/13/2024	Meijer # 206	27.70	STUDENT
5/14/2024	Meijer # 206	28.07	FACS
5/20/2024	Meijer # 206	24.95	STAFF
5/20/2024	Meijer # 206	84.89	STUDENT
5/20/2024	Meijer # 206	91.47	STAFF
5/22/2024	Meijer # 206	-45.94	STUDENT
5/23/2024	Meijer # 206	3.74	STAFF
5/28/2024	Meijer # 206	20.48	STAFF
6/4/2024	Meijer # 206	110.33	STUDENT
5/2/2024	Menards Carpentersvill	155.19	BUILDING
5/8/2024	Menards Carpentersvill	31.03	BUILDING
5/8/2024	Menards Carpentersvill	32.32	BG
5/9/2024	Menards Carpentersvill	34.97	BG
5/9/2024	Menards Carpentersvill	534.88	BG
5/10/2024	Menards Carpentersvill	5.49	BG
5/10/2024	Menards Carpentersvill	77.12	BUILDING
5/13/2024	Menards Carpentersvill	41.89	BUILDING
5/16/2024	Menards Carpentersvill	19.94	BUILDING
5/17/2024	Menards Carpentersvill	59.90	BUILDING
5/17/2024	Menards Carpentersvill	142.18	BG
5/17/2024	Menards Carpentersvill	912.70	BG
5/18/2024	Menards Carpentersvill	94.74	BG
5/18/2024	Menards Carpentersvill	110.93	BG
5/19/2024	Menards Carpentersvill	25.52	BG
5/19/2024	Menards Carpentersvill	127.60	BG
5/20/2024	Menards Carpentersvill	44.25	BUILDING
5/21/2024	Menards Carpentersvill	51.35	BG
5/21/2024	Menards Carpentersvill	142.08	BG
5/23/2024	Menards Carpentersvill	8.98	BUILDING
5/24/2024	Menards Carpentersvill	19.98	BUILDING
5/24/2024	Menards Carpentersvill	27.96	BUILDING
5/24/2024	Menards Carpentersvill	51.93	BG
5/28/2024	Menards Carpentersvill	51.66	BG
5/30/2024	Menards Carpentersvill	13.32	STUDENT
5/31/2024	Menards Carpentersvill	75.98	BUILDING
5/31/2024	Menards Carpentersvill	265.23	BUILDING
5/31/2024	Menards Carpentersvill	450.28	BG
6/3/2024	Menards Carpentersvill	9.97	BG
6/3/2024	Menards Carpentersvill	28.92	BG
6/3/2024	Menards Carpentersvill	49.91	BG

<b>Pcard Statement Posting Date June 2024</b>	<b>Merchant</b>	<b>Transaction Amount</b>	<b>Comments</b>
6/3/2024	Menards Carpentersvill	\$ 73.89	BG
5/14/2024	Menards Elgin II	375.26	BG
5/19/2024	Menards Elgin II	120.22	STAFF
5/16/2024	Menards Woodstock II	30.00	STUDENT
5/16/2024	Menards Woodstock II	221.90	BG
5/3/2024	Michaels Stores 4802	29.18	STAFF
5/7/2024	Michaels Stores 4802	64.55	STAFF
5/15/2024	Michaels Stores 4802	13.99	STAFF
5/17/2024	Michaels Stores 4802	97.86	STAFF
5/17/2024	Mid Valley Glass	35.00	BG
5/23/2024	Monical: Mattoon (07)	200.00	STUDENT
5/4/2024	Monical:southshores (1	200.00	STUDENT
5/13/2024	Napa Parts 0025209	3.60	STUDENT
5/4/2024	Nike.Com	93.50	STUDENT
5/13/2024	Officemax/Depot 6370	30.00	STAFF
5/15/2024	Officemax/Depot 6370	39.45	STAFF
5/15/2024	Officemax/Depot 6370	112.88	STAFF
5/18/2024	Officemax/Depot 6370	22.58	STAFF
5/22/2024	Officemax/Depot 6370	69.99	STUDENT
5/27/2024	Officemax/Depot 6370	14.67	STAFF
5/27/2024	Officemax/Depot 6370	124.67	STAFF
5/9/2024	Olive Garden 0021156	142.50	STAFF
5/11/2024	Olive Garden 0021156	241.88	STAFF
5/11/2024	Olive Garden 0021156	1521.63	STAFF
5/18/2024	Openai Chatgpt Subscr	20.00	STAFF
5/25/2024	Openai Chatgpt Subscr	20.00	STAFF
5/23/2024	Orchard Prime Meats	107.30	STUDENT
5/14/2024	Otc Brands Inc	-19.90	STAFF
5/14/2024	Otc Brands Inc	-10.35	STAFF
5/7/2024	Panera Bread #203286 O	266.97	STAFF
5/7/2024	Panera Bread #203286 O	424.08	STAFF
5/15/2024	Panera Bread #203286 O	190.18	STAFF
5/21/2024	Panera Bread #203286 O	278.67	STAFF
6/1/2024	Panera Bread #203286 O	140.23	STAFF
5/9/2024	Panera Bread #203291 O	54.35	STAFF
5/18/2024	Panera Bread #203291 O	26.48	STAFF
5/9/2024	Panera Bread #203291 P	115.64	BG
5/28/2024	Panera Bread #203291 P	29.26	STAFF
5/10/2024	Panera Bread #204017 O	290.73	STAFF
5/16/2024	Panera Bread #204022 O	99.37	STAFF
5/19/2024	Panera Bread #204022 O	98.35	STAFF

<b>Pcard Statement Posting Date June 2024</b>	<b>Merchant</b>	<b>Transaction Amount</b>	<b>Comments</b>
5/21/2024	Panera Bread #204022 O	\$ 165.15	STAFF
5/16/2024	Panera Bread #204022 P	46.30	STUDENT
5/16/2024	Panera Bread #204022 P	71.29	STUDENT
5/8/2024	Panera Bread #204091 O	195.30	STAFF
5/11/2024	Panera Bread #204091 O	37.66	STUDENT
5/25/2024	Panera Bread #204091 O	35.95	BG
5/25/2024	Panera Bread #204091 O	109.57	BG
5/6/2024	Panera Bread #204091 P	38.67	STAFF
5/23/2024	Papa Johns 4534	12.99	STUDENT
5/23/2024	Papa Johns 4534	239.28	STUDENT
5/6/2024	Papa Saverios - Huntle	199.26	STUDENT
5/10/2024	Papa Saverios - Huntle	831.92	STUDENT
5/16/2024	Papa Saverios - Huntle	126.40	STUDENT
5/16/2024	Papa Saverios - Huntle	192.12	STUDENT
5/28/2024	Papa Saverios - Huntle	70.50	STUDENT
5/8/2024	Papa Saverios - Lake I	58.03	STAFF
5/13/2024	Papa Saverios - Lake I	56.12	STUDENT
5/6/2024	Party City 5318	16.00	STUDENT
5/7/2024	Party City 5318	12.00	STUDENT
5/16/2024	Party City 5318	59.52	STUDENT
5/11/2024	Party City 932	94.40	STUDENT
5/23/2024	Pauls Burrito Express	10.84	STAFF
5/3/2024	Paypal Ihssca Ihssca	36.38	STAFF
5/9/2024	Paypal Northernkan	25.00	STAFF
5/16/2024	Paypal Northernkan	25.00	STAFF
5/8/2024	Paypal Tomomisasak	78.00	STUDENT
5/5/2024	Pga Tour Superstore 12	549.99	STUDENT
5/23/2024	Phillips 66 - Jack Fla	40.00	STUDENT
5/23/2024	Phillips 66 - Jack Fla	98.49	STUDENT
5/25/2024	Phillips 66 - Jack Fla	40.62	STUDENT
5/25/2024	Phillips 66 - Jack Fla	89.49	STUDENT
5/17/2024	Phillips 66 - Mach 1 1	67.00	STUDENT
5/24/2024	Phillips 66 - Mach 1 1	90.28	STUDENT
5/15/2024	Pivotal Weather-Llc	9.99	BG
5/8/2024	Platt Hill Nursery - C	179.55	STAFF
5/17/2024	Popeyes 13543	10.00	STUDENT
5/12/2024	Portillos Algonquin #8	159.07	STUDENT
5/30/2024	Portillos Algonquin #8	282.19	STAFF
5/31/2024	Portillos Algonquin84o	609.86	STAFF
5/17/2024	Portillos Hot Dogs #14	42.25	STUDENT
5/17/2024	Portillos Hot Dogs #14	69.38	STUDENT

<b>Pcard Statement Posting Date June 2024</b>	<b>Merchant</b>	<b>Transaction Amount</b>	<b>Comments</b>
5/8/2024	Portillos Hot Dogs#23o	\$ 311.94	STAFF
5/14/2024	Portillos Hot Dogs#23o	15.98	STAFF
5/7/2024	Potbelly #174	72.62	STUDENT
5/10/2024	Potbelly #174	-5.22	STUDENT
6/3/2024	Py Lou Malnatis - Car	81.81	STUDENT
5/10/2024	Py Lou Malnatis - Lak	84.15	STAFF
5/20/2024	Py Lou Malnatis - Lak	91.67	STAFF
5/29/2024	Py Lou Malnatis - Lak	423.15	STAFF
5/23/2024	Py Lou Malnatis - Sch	122.52	STUDENT
5/23/2024	Quality Inn Il311	336.72	STUDENT
5/23/2024	Quality Inn Il311	359.18	STUDENT
5/23/2024	Quality Inn Il311	359.18	STUDENT
5/24/2024	Quality Inn Il311	168.36	STUDENT
5/24/2024	Quality Inn Il311	179.59	STUDENT
5/24/2024	Quality Inn Il311	179.59	STUDENT
5/24/2024	Quality Inn Il311	179.59	STUDENT
5/24/2024	Quality Inn Il311	179.59	STUDENT
5/24/2024	Quality Inn Il311	179.59	STUDENT
5/24/2024	Quality Inn Il311	179.59	STUDENT
5/24/2024	Quality Inn Il311	268.28	STUDENT
5/25/2024	Quality Inn Il311	179.59	STUDENT
5/25/2024	Quality Inn Il311	179.59	STUDENT
5/25/2024	Quality Inn Il311	179.59	STUDENT
5/25/2024	Quality Inn Il311	179.59	STUDENT
5/25/2024	Quality Inn Il311	179.59	STUDENT
5/25/2024	Quality Inn Il311	179.59	STUDENT
5/7/2024	Raising Canes 0919	91.66	BG
5/17/2024	Randall Oaks Golf Club	200.00	STUDENT
5/9/2024	Randall Oaks Park & Zo	76.00	STUDENT
5/16/2024	Randall Roadhouse	46.64	STAFF
5/23/2024	Randall Roadhouse	69.06	STAFF
5/29/2024	Randall Roadhouse	115.94	STAFF
5/9/2024	Red Robin No 343	112.13	STAFF
5/9/2024	Red Robin No 343	207.23	STAFF
5/28/2024	Red Robin No 343	23.40	BG
5/28/2024	Red Robin No 343	144.40	STAFF
5/7/2024	Rosati Carpentersville	121.79	STUDENT
5/20/2024	Rosati Carpentersville	678.29	STUDENT
5/2/2024	Rosatis Hampshire	292.72	STAFF
5/8/2024	Rosatis Hampshire	177.09	STAFF
5/8/2024	Rosatis Pizza - Algonq	127.75	STUDENT

<b>Pcard Statement Posting Date June 2024</b>	<b>Merchant</b>	<b>Transaction Amount</b>	<b>Comments</b>
5/24/2024	Rosatis Pizza - Gilber	\$ 915.94	STUDENT
5/24/2024	Rosatis Pizza - Gilber	915.94	STUDENT
5/24/2024	Rosatis Pizza - Gilber	916.64	STUDENT
5/6/2024	Sams Club #4942	469.38	STAFF
5/6/2024	Sams Club #4942	595.15	STAFF
5/7/2024	Sams Club #4942	130.62	STAFF
5/3/2024	Sams Club #6339	190.18	STAFF
5/3/2024	Sams Club #6339	300.00	STAFF
5/8/2024	Sams Club #6339	240.72	STAFF
5/14/2024	Sams Club #6339	129.76	STUDENT
5/17/2024	Sams Club #6339	-115.50	STUDENT
5/24/2024	Sams Club #6339	-46.94	STUDENT
5/19/2024	Sams Club #8298	13.16	STUDENT
5/10/2024	Sams Club #8298	110.00	STAFF
5/7/2024	Samsclub #4942	115.96	STUDENT
5/7/2024	Samsclub #4942	656.58	FACS
5/9/2024	Samsclub #4942	69.62	STUDENT
5/3/2024	Samsclub #6339	37.52	FACS
5/3/2024	Samsclub #6339	157.69	STAFF
5/6/2024	Samsclub #6339	34.22	STAFF
5/6/2024	Samsclub #6339	305.66	STUDENT
5/9/2024	Samsclub #6339	125.78	STAFF
5/16/2024	Samsclub #6339	967.20	STUDENT
5/17/2024	Samsclub #6339	88.84	STUDENT
5/18/2024	Samsclub #6339	611.28	STAFF
5/21/2024	Samsclub #6339	137.64	STUDENT
5/24/2024	Samsclub #6339	475.24	BG
5/2/2024	Samsclub.Com	10.98	STUDENT
5/2/2024	Samsclub.Com	41.90	STUDENT
5/2/2024	Samsclub.Com	207.22	STUDENT
5/3/2024	Samsclub.Com	539.81	STUDENT
5/6/2024	Samsclub.Com	241.28	STAFF
5/10/2024	Samsclub.Com	228.58	STAFF
5/11/2024	Samsclub.Com	40.98	STAFF
5/14/2024	Samsclub.Com	388.42	STUDENT
5/15/2024	Samsclub.Com	379.89	STUDENT
5/16/2024	Samsclub.Com	79.60	STUDENT
6/3/2024	Sherwin Williams 70304	163.28	BG
6/4/2024	Sherwin Williams 70304	15.46	BUILDING
6/4/2024	Sherwin Williams 70304	62.50	BG
5/23/2024	Signarama Carpentersvi	90.00	STUDENT

<b>Pcard Statement Posting Date June 2024</b>	<b>Merchant</b>	<b>Transaction Amount</b>	<b>Comments</b>
5/9/2024	Societyforhumanresourc	\$ 264.00	STAFF
5/14/2024	Sp Quick Transfers	65.32	STUDENT
5/16/2024	Spi Directv Service	119.99	BG
5/14/2024	Sq Andersens Engravin	120.00	STUDENT
5/25/2024	Sq Baseball/ Softball	37.00	STUDENT
5/18/2024	Sq Big Als Shakeups	21.00	STUDENT
5/25/2024	Sq Big Als Shakeups	92.00	STUDENT
5/18/2024	Sq Cook Out	21.00	STUDENT
5/18/2024	Sq Cook Out	31.50	STUDENT
5/25/2024	Sq Cook Out	94.50	STUDENT
5/8/2024	Sq Jennifer York	198.00	STUDENT
5/24/2024	Sq Pizza	1.00	STUDENT
5/24/2024	Sq Pizza	9.50	STUDENT
5/24/2024	Sq Pizza	34.00	STUDENT
5/25/2024	Sq Pizza	13.00	STUDENT
5/25/2024	Sq Pizza	32.00	STUDENT
5/25/2024	Sq Pizza	35.00	STUDENT
5/22/2024	Sq Roll N Donuts	33.67	STAFF
5/18/2024	Sq Sammy S Smoothie B	74.53	STUDENT
5/11/2024	Sq Shake Shack	91.73	STUDENT
5/13/2024	Sq Tennis27 Inc	465.00	STUDENT
5/10/2024	Sq The Cake Lady	245.00	STAFF
5/9/2024	Starbucks 02649	80.00	STUDENT
5/9/2024	Starbucks 18024	325.00	STAFF
5/17/2024	Starbucks 18024	100.00	STUDENT
5/9/2024	Starbucks Store 02649	48.00	STUDENT
5/17/2024	Starbucks Store 50600	34.73	STUDENT
5/9/2024	Starbucks Store 55261	29.48	STAFF
5/24/2024	Steiner Elec St Charle	778.00	BG
5/23/2024	Subway 15313	108.51	STUDENT
5/10/2024	Subway 32354	75.29	STUDENT
5/3/2024	Subway 6174	67.17	STAFF
5/16/2024	Suite Dreams Hotel	1462.89	STUDENT
5/17/2024	Suite Dreams Hotel	-671.93	STUDENT
5/24/2024	Suite Dreams Hotel	1197.96	STUDENT
5/18/2024	Super 8 Motels	230.86	STUDENT
5/18/2024	Super 8 Motels	230.86	STUDENT
5/18/2024	Super 8 Motels	230.86	STUDENT
5/18/2024	Super 8 Motels	230.86	STUDENT
5/18/2024	Super 8 Motels	230.86	STUDENT
5/18/2024	Super 8 Motels	230.86	STUDENT

<b>Pcard Statement Posting Date June 2024</b>	<b>Merchant</b>	<b>Transaction Amount</b>	<b>Comments</b>
5/10/2024	Taqueria El Tio Ramos	\$ 280.00	STUDENT
5/23/2024	Taqueria El Tio Ramos	907.54	BG
5/22/2024	Target 00008359	15.18	STUDENT
5/11/2024	Target 00013235	50.61	STUDENT
5/7/2024	Target 00018010	297.02	STUDENT
5/8/2024	Target 00018010	54.07	STUDENT
5/9/2024	Target 00018010	132.41	STUDENT
5/15/2024	Target 00018010	44.44	STAFF
5/19/2024	Target 00018010	5.18	STUDENT
5/20/2024	Target 00018010	-29.21	STUDENT
5/20/2024	Target 00018010	28.43	STUDENT
5/21/2024	Target 00018010	3.49	STUDENT
5/21/2024	Target 00018010	26.37	STUDENT
5/21/2024	Target 00018010	100.00	STUDENT
5/23/2024	Target 00018010	8.99	STUDENT
5/31/2024	Target 00018010	48.65	STUDENT
6/3/2024	Target 00018010	9.87	STUDENT
5/31/2024	Target 00019505	30.97	STAFF
5/5/2024	Target 00021220	44.89	STUDENT
5/15/2024	Target 00021220	65.93	STAFF
5/3/2024	Taylor St Pizza Algonq	561.65	STAFF
5/8/2024	Taylor St Pizza Algonq	542.93	STUDENT
5/17/2024	Taylor St Pizza Algonq	1151.26	STUDENT
5/22/2024	Taylor St Pizza Algonq	682.25	STUDENT
5/23/2024	Taylor St Pizza Algonq	196.64	STAFF
4/12/2024	Taylor Street Pizza Of	3914.64	STUDENT
5/1/2024	Taylor Street Pizza Of	665.04	STUDENT
5/6/2024	Taylor Street Pizza Of	83.35	STAFF
5/7/2024	Taylor Street Pizza Of	111.42	STUDENT
5/7/2024	Taylor Street Pizza Of	116.42	STAFF
5/9/2024	Taylor Street Pizza Of	443.70	STUDENT
5/13/2024	Taylor Street Pizza Of	2211.84	STUDENT
5/14/2024	Taylor Street Pizza Of	718.98	STUDENT
5/15/2024	Taylor Street Pizza Of	2547.60	STUDENT
5/20/2024	Taylor Street Pizza Of	120.87	STUDENT
5/22/2024	Taylor Street Pizza Of	279.80	STAFF
5/24/2024	Taylor Street Pizza Of	55.46	STAFF
5/7/2024	Tec #124	46.90	BG
5/15/2024	The Hampton Social	231.61	STAFF
5/16/2024	The Home Depot #1934	22.97	STUDENT
5/2/2024	The Home Depot #1940	11.04	BG

<b>Pcard Statement Posting Date June 2024</b>	<b>Merchant</b>	<b>Transaction Amount</b>	<b>Comments</b>
5/2/2024	The Home Depot #1940	\$ 13.95	BUILDING
5/2/2024	The Home Depot #1940	45.92	BUILDING
5/2/2024	The Home Depot #1940	119.11	BG
5/2/2024	The Home Depot #1940	157.91	BG
5/3/2024	The Home Depot #1940	52.22	BG
5/3/2024	The Home Depot #1940	104.50	BUILDING
5/4/2024	The Home Depot #1940	241.48	BUILDING
5/7/2024	The Home Depot #1940	39.92	BG
5/7/2024	The Home Depot #1940	42.20	BG
5/7/2024	The Home Depot #1940	185.07	BG
5/8/2024	The Home Depot #1940	33.96	BG
5/8/2024	The Home Depot #1940	58.38	BG
5/9/2024	The Home Depot #1940	40.90	BG
5/9/2024	The Home Depot #1940	226.53	BG
5/10/2024	The Home Depot #1940	62.97	BUILDING
5/10/2024	The Home Depot #1940	81.84	BG
5/10/2024	The Home Depot #1940	166.91	BG
5/13/2024	The Home Depot #1940	31.74	BG
5/13/2024	The Home Depot #1940	50.06	BG
5/14/2024	The Home Depot #1940	15.72	BG
5/14/2024	The Home Depot #1940	65.34	BG
5/15/2024	The Home Depot #1940	10.13	BG
5/15/2024	The Home Depot #1940	13.74	BG
5/15/2024	The Home Depot #1940	15.60	BG
5/15/2024	The Home Depot #1940	52.72	BUILDING
5/15/2024	The Home Depot #1940	65.86	BG
5/15/2024	The Home Depot #1940	77.92	BG
5/15/2024	The Home Depot #1940	115.53	BG
5/15/2024	The Home Depot #1940	171.78	BG
5/15/2024	The Home Depot #1940	197.36	BG
5/15/2024	The Home Depot #1940	311.69	BG
5/16/2024	The Home Depot #1940	89.34	BG
5/20/2024	The Home Depot #1940	34.86	BUILDING
5/20/2024	The Home Depot #1940	44.33	BG
5/21/2024	The Home Depot #1940	15.38	BG
5/21/2024	The Home Depot #1940	37.70	BG
5/21/2024	The Home Depot #1940	62.64	BG
5/22/2024	The Home Depot #1940	659.46	BG
5/23/2024	The Home Depot #1940	126.09	BG
5/23/2024	The Home Depot #1940	139.00	BUILDING
5/24/2024	The Home Depot #1940	54.00	BG

<b>Pcard Statement Posting Date June 2024</b>	<b>Merchant</b>	<b>Transaction Amount</b>	<b>Comments</b>
5/24/2024	The Home Depot #1940	\$ 447.65	BG
5/28/2024	The Home Depot #1940	23.94	BUILDING
5/28/2024	The Home Depot #1940	58.81	BG
5/28/2024	The Home Depot #1940	480.85	BG
5/29/2024	The Home Depot #1940	82.91	BG
5/29/2024	The Home Depot #1940	215.56	BUILDING
5/30/2024	The Home Depot #1940	47.03	BG
5/30/2024	The Home Depot #1940	157.06	BG
5/30/2024	The Home Depot #1940	362.67	BG
5/31/2024	The Home Depot #1940	58.28	BG
5/31/2024	The Home Depot #1940	116.78	BG
6/3/2024	The Home Depot #1940	13.98	STAFF
6/3/2024	The Home Depot #1940	109.96	BG
5/2/2024	The Home Depot #1948	105.79	BG
5/3/2024	The Home Depot #1948	125.58	BUILDING
5/4/2024	The Home Depot #1948	39.78	BG
5/6/2024	The Home Depot #1948	29.06	BG
5/6/2024	The Home Depot #1948	68.60	BG
5/6/2024	The Home Depot #1948	115.09	BG
5/7/2024	The Home Depot #1948	22.92	BG
5/7/2024	The Home Depot #1948	23.66	BG
5/7/2024	The Home Depot #1948	76.25	BG
5/7/2024	The Home Depot #1948	207.06	BG
5/8/2024	The Home Depot #1948	82.86	BG
5/10/2024	The Home Depot #1948	22.41	BUILDING
5/10/2024	The Home Depot #1948	195.50	BG
5/13/2024	The Home Depot #1948	54.29	BG
5/13/2024	The Home Depot #1948	80.93	BG
5/13/2024	The Home Depot #1948	102.90	BG
5/14/2024	The Home Depot #1948	311.69	BG
5/16/2024	The Home Depot #1948	35.81	BG
5/16/2024	The Home Depot #1948	92.31	BUILDING
5/16/2024	The Home Depot #1948	278.00	BG
5/17/2024	The Home Depot #1948	15.33	BG
5/20/2024	The Home Depot #1948	56.53	BG
5/20/2024	The Home Depot #1948	396.97	BG
5/22/2024	The Home Depot #1948	129.93	BG
5/24/2024	The Home Depot #1948	17.94	BG
5/24/2024	The Home Depot #1948	38.82	BG
5/24/2024	The Home Depot #1948	87.13	BG
5/28/2024	The Home Depot #1948	74.76	BG

<b>Pcard Statement Posting Date June 2024</b>	<b>Merchant</b>	<b>Transaction Amount</b>	<b>Comments</b>
5/28/2024	The Home Depot #1948	\$ 1,228.64	BG
5/29/2024	The Home Depot #1948	115.18	BG
5/30/2024	The Home Depot #1948	2.76	BG
5/30/2024	The Home Depot #1948	11.86	BG
5/30/2024	The Home Depot #1948	74.76	BG
5/30/2024	The Home Depot #1948	108.53	BUILDING
5/30/2024	The Home Depot #1948	173.75	BUILDING
5/30/2024	The Home Depot #1948	276.13	BUILDING
5/31/2024	The Home Depot #1948	18.28	BG
5/31/2024	The Home Depot #1948	202.66	BG
6/1/2024	The Home Depot #1948	26.80	BG
6/3/2024	The Home Depot #1948	15.04	BG
5/24/2024	The Home Depot #1967	34.97	STUDENT
5/22/2024	The Master Teacher	762.39	STAFF
5/18/2024	The Saddle Room Llc	494.24	STAFF
5/30/2024	The Ups Store 2361	7.49	POSTAGE
5/30/2024	The Ups Store 2361	103.64	POSTAGE
6/3/2024	Tobinson Hdwe	33.99	BUILDING
5/9/2024	Tonys Fresh Mrkt Scham	58.92	STAFF
5/3/2024	Trader Joe S #699	12.99	STAFF
5/15/2024	Trader Joe S #699	33.92	STUDENT
5/16/2024	Trader Joe S #699	54.93	STAFF
5/3/2024	Trane Supply-112420	23.28	BG
5/6/2024	Trane Supply-112420	102.73	BG
5/7/2024	Trane Supply-112420	278.87	BG
5/9/2024	Trane Supply-112420	36.76	BG
5/9/2024	Trane Supply-112420	188.58	BG
5/9/2024	Trane Supply-112420	280.81	BG
5/10/2024	Trane Supply-112420	358.39	BG
5/10/2024	Trane Supply-112420	455.37	BG
5/13/2024	Trane Supply-112420	157.44	BG
5/16/2024	Trane Supply-112420	63.39	BG
5/17/2024	Trane Supply-112420	55.50	BG
5/20/2024	Trane Supply-112420	288.99	BG
5/23/2024	Trane Supply-112420	121.02	BG
5/24/2024	Trane Supply-112420	34.55	BG
5/28/2024	Trane Supply-112420	34.68	BG
5/30/2024	Trane Supply-112420	127.07	BG
5/31/2024	Trane Supply-112420	29.90	BG
5/31/2024	Trane Supply-112420	89.75	BG
5/31/2024	Trane Supply-112420	126.47	BG

<b>Pcard Statement Posting Date June 2024</b>	<b>Merchant</b>	<b>Transaction Amount</b>	<b>Comments</b>
5/8/2024	Tropical Smoothie Cafe	\$ 183.75	STAFF
5/9/2024	Tropical Smoothie Cafe	300.00	STAFF
5/12/2024	Tst Alamo Steakhouse	91.28	STAFF
5/24/2024	Tst Alamo Steakhouse	658.44	STUDENT
5/29/2024	Tst Algonquin Sub Sho	118.80	STAFF
5/3/2024	Tst Bleuroot	250.00	STUDENT
5/10/2024	Tst Cucina Bella	1832.31	STAFF
5/9/2024	Tst El Fuego Tacos An	120.48	STAFF
5/8/2024	Tst Emmetts Brewing -	87.78	STAFF
5/15/2024	Tst Nothing Bundt Cak	58.00	STUDENT
5/18/2024	Tst Nothing Bundt Cak	378.89	STAFF
6/4/2024	Tst Nothing Bundt Cak	58.00	STAFF
5/8/2024	Tst Smallcakes South	42.00	STAFF
5/15/2024	Tst Smallcakes South	42.00	STAFF
5/17/2024	Udemy Subscription	35.00	STAFF
5/15/2024	United 01623889125375	477.98	TRAVEL
5/21/2024	United 01623904281355	212.96	TRAVEL
5/21/2024	United 01623904281856	212.96	TRAVEL
5/29/2024	United 01623925206444	488.92	TRAVEL
6/3/2024	United 01623939489314	134.57	TRAVEL
5/21/2024	United 01644027371781	22.99	TRAVEL
5/21/2024	United 01644027371792	22.99	TRAVEL
5/21/2024	United 01644027387004	23.99	TRAVEL
5/21/2024	United 01644027387015	23.99	TRAVEL
5/28/2024	United 01644048218525	77.00	TRAVEL
5/28/2024	United 01644048218536	77.00	TRAVEL
6/3/2024	United 01644063338374	92.99	TRAVEL
5/30/2024	Usa Cheer	38.00	STUDENT
5/30/2024	Usa Cheer	38.00	STUDENT
5/3/2024	Usps Po 1600960102	8.97	POSTAGE
5/20/2024	Usps Po 1600960102	2.83	POSTAGE
5/15/2024	Usps Po 1613080110	30.45	POSTAGE
5/9/2024	Usps Po 1633970140	8.73	POSTAGE
5/14/2024	Usps Po 1633970140	136.00	POSTAGE
5/10/2024	Village Pizza & Pub	458.48	STAFF
5/17/2024	Village Pizza & Pub	197.25	STUDENT
5/29/2024	Village Pizza & Pub	124.97	STAFF
5/29/2024	Village Squire Dundee	762.74	STUDENT
5/23/2024	Wal-Mart #0481	240.99	STUDENT
5/6/2024	Wal-Mart #0786	9.80	STUDENT
5/5/2024	Wal-Mart #1413	189.95	STAFF

<b>Pcard Statement Posting Date June 2024</b>	<b>Merchant</b>	<b>Transaction Amount</b>	<b>Comments</b>
5/15/2024	Wal-Mart #1413	\$ 295.00	STUDENT
5/21/2024	Wal-Mart #1413	30.88	STUDENT
5/22/2024	Wal-Mart #1413	25.34	STUDENT
5/6/2024	Wal-Mart #1531	27.79	STUDENT
5/6/2024	Wal-Mart #1531	64.96	STUDENT
5/6/2024	Wal-Mart #1531	128.88	STUDENT
5/6/2024	Wal-Mart #1531	165.22	FACS
5/6/2024	Wal-Mart #1531	300.00	STUDENT
5/7/2024	Wal-Mart #1531	3.47	STUDENT
5/7/2024	Wal-Mart #1531	14.30	STUDENT
5/7/2024	Wal-Mart #1531	111.34	FACS
5/7/2024	Wal-Mart #1531	117.56	STUDENT
5/7/2024	Wal-Mart #1531	130.35	STAFF
5/7/2024	Wal-Mart #1531	142.35	STAFF
5/7/2024	Wal-Mart #1531	178.48	STUDENT
5/7/2024	Wal-Mart #1531	420.18	STUDENT
5/8/2024	Wal-Mart #1531	63.14	STUDENT
5/8/2024	Wal-Mart #1531	63.40	STAFF
5/8/2024	Wal-Mart #1531	66.44	STUDENT
5/8/2024	Wal-Mart #1531	93.15	STAFF
5/9/2024	Wal-Mart #1531	25.95	STUDENT
5/9/2024	Wal-Mart #1531	73.98	STAFF
5/9/2024	Wal-Mart #1531	167.54	STUDENT
5/10/2024	Wal-Mart #1531	16.62	STAFF
5/10/2024	Wal-Mart #1531	40.86	STUDENT
5/10/2024	Wal-Mart #1531	81.76	STUDENT
5/13/2024	Wal-Mart #1531	21.88	STUDENT
5/13/2024	Wal-Mart #1531	24.51	FACS
5/13/2024	Wal-Mart #1531	145.48	STUDENT
5/13/2024	Wal-Mart #1531	150.12	STUDENT
5/14/2024	Wal-Mart #1531	43.81	STAFF
5/14/2024	Wal-Mart #1531	81.49	FACS
5/15/2024	Wal-Mart #1531	29.27	STUDENT
5/15/2024	Wal-Mart #1531	50.00	STUDENT
5/15/2024	Wal-Mart #1531	75.00	STUDENT
5/15/2024	Wal-Mart #1531	80.00	STUDENT
5/15/2024	Wal-Mart #1531	84.95	STUDENT
5/15/2024	Wal-Mart #1531	125.70	STUDENT
5/15/2024	Wal-Mart #1531	239.46	STUDENT
5/16/2024	Wal-Mart #1531	44.18	STUDENT
5/16/2024	Wal-Mart #1531	46.80	STUDENT
5/16/2024	Wal-Mart #1531	55.93	STUDENT

<b>Pcard Statement Posting Date June 2024</b>	<b>Merchant</b>	<b>Transaction Amount</b>	<b>Comments</b>
5/17/2024	Wal-Mart #1531	\$ 12.69	STUDENT
5/17/2024	Wal-Mart #1531	23.60	STUDENT
5/17/2024	Wal-Mart #1531	23.94	STUDENT
5/17/2024	Wal-Mart #1531	39.76	STUDENT
5/17/2024	Wal-Mart #1531	93.88	STUDENT
5/17/2024	Wal-Mart #1531	113.77	STUDENT
5/20/2024	Wal-Mart #1531	-4.97	STAFF
5/20/2024	Wal-Mart #1531	17.26	STUDENT
5/20/2024	Wal-Mart #1531	29.54	STUDENT
5/20/2024	Wal-Mart #1531	200.00	STUDENT
5/20/2024	Wal-Mart #1531	337.42	STUDENT
5/21/2024	Wal-Mart #1531	44.25	STAFF
5/22/2024	Wal-Mart #1531	2.94	STUDENT
5/22/2024	Wal-Mart #1531	276.96	STUDENT
5/24/2024	Wal-Mart #1531	32.76	STUDENT
5/24/2024	Wal-Mart #1531	123.36	STAFF
5/29/2024	Wal-Mart #1531	35.94	STAFF
6/4/2024	Wal-Mart #1531	191.20	STUDENT
5/7/2024	Wal-Mart #1814	17.38	STAFF
5/14/2024	Wal-Mart #3597	160.40	STUDENT
5/22/2024	Wal-Mart #3597	42.70	STAFF
5/5/2024	Wal-Mart #4641	201.98	STAFF
5/6/2024	Wal-Mart #4641	86.78	FACS
5/7/2024	Wal-Mart #4641	6.60	STAFF
5/10/2024	Wal-Mart #4641	43.41	STUDENT
5/10/2024	Wal-Mart #4641	198.84	STUDENT
5/15/2024	Wal-Mart #4641	216.83	FACS
5/7/2024	Wal-Mart #5060	18.30	STUDENT
5/7/2024	Wal-Mart #5060	130.28	STUDENT
5/8/2024	Wal-Mart #5060	14.64	BUILDING
5/9/2024	Wal-Mart #5060	23.88	STUDENT
5/9/2024	Wal-Mart #5060	24.68	STAFF
5/9/2024	Wal-Mart #5060	59.94	STUDENT
5/16/2024	Wal-Mart #5060	42.85	STAFF
5/17/2024	Wal-Mart #5060	81.06	STAFF
5/22/2024	Wal-Mart #5060	14.91	STUDENT
5/28/2024	Wal-Mart #5060	124.29	STAFF
5/31/2024	Wal-Mart #5060	59.64	STAFF
5/31/2024	Wal-Mart #5060	206.75	STUDENT
5/31/2024	Wal-Mart #5060	230.77	STUDENT
6/1/2024	Wal-Mart #5060	369.97	STUDENT

<b>Pcard Statement Posting Date June 2024</b>	<b>Merchant</b>	<b>Transaction Amount</b>	<b>Comments</b>
5/28/2024	Wal-Mart #5442	\$ 130.06	STUDENT
5/9/2024	Walmart.Com	199.00	STAFF
5/22/2024	Walmart.Com	211.45	STAFF
5/24/2024	Walmart.Com	117.88	STAFF
5/31/2024	Walmart.Com	203.76	STUDENT
6/1/2024	Walmart.Com	66.00	STUDENT
5/21/2024	Walmart.Com 8009256278	11.69	STAFF
5/30/2024	Walmart.Com 8009256278	40.00	STUDENT
5/31/2024	Walmart.Com 8009256278	63.92	STUDENT
5/17/2024	West Side Electric Sup	50.34	BG
5/22/2024	West Side Electric Sup	5.38	BG
5/10/2024	Wholesale Chess	293.09	STUDENT
5/3/2024	Wingstop 1391	243.98	STUDENT
5/3/2024	Wingstop 1391	243.98	STUDENT
5/14/2024	Wm Supercenter #1404	61.55	FACS
5/3/2024	Wm Supercenter #1413	45.06	STUDENT
5/5/2024	Wm Supercenter #1413	127.83	STAFF
5/5/2024	Wm Supercenter #1413	182.45	STAFF
5/6/2024	Wm Supercenter #1413	63.88	STAFF
5/9/2024	Wm Supercenter #1413	21.30	STAFF
5/19/2024	Wm Supercenter #1413	51.76	STUDENT
5/19/2024	Wm Supercenter #1814	167.56	STUDENT
5/6/2024	Wm Supercenter #4641	17.97	STUDENT
5/6/2024	Wm Supercenter #4641	39.88	STAFF
5/6/2024	Wm Supercenter #4641	43.94	FACS
5/6/2024	Wm Supercenter #4641	264.28	STUDENT
5/9/2024	Wm Supercenter #4641	45.61	STAFF
5/9/2024	Wm Supercenter #4641	67.84	STUDENT
5/10/2024	Wm Supercenter #4641	112.29	FACS
5/10/2024	Wm Supercenter #4641	220.17	FACS
5/13/2024	Wm Supercenter #4641	30.26	STAFF
5/13/2024	Wm Supercenter #4641	222.88	BG
5/14/2024	Wm Supercenter #4641	201.13	STAFF
5/20/2024	Wm Supercenter #4641	-15.71	STUDENT
5/20/2024	Wm Supercenter #4641	14.94	STUDENT
5/24/2024	Wm Supercenter #481	34.28	STUDENT
5/25/2024	Wm Supercenter #481	35.66	STUDENT
5/4/2024	Wm Supercenter #5060	10.98	STAFF
5/8/2024	Wm Supercenter #5060	17.31	STAFF
5/9/2024	Wm Supercenter #5060	90.52	STAFF
5/15/2024	Wm Supercenter #5060	14.48	STUDENT

<b>Pcard Statement Posting Date June 2024</b>	<b>Merchant</b>	<b>Transaction Amount</b>	<b>Comments</b>
5/15/2024	Wm Supercenter #5060	\$ 19.39	STUDENT
5/15/2024	Wm Supercenter #5060	85.06	STUDENT
5/15/2024	Wm Supercenter #5060	199.02	STUDENT
5/16/2024	Wm Supercenter #5060	22.74	STAFF
5/16/2024	Wm Supercenter #5060	49.38	STUDENT
5/19/2024	Wm Supercenter #5060	23.70	STUDENT
5/19/2024	Wm Supercenter #5060	58.80	STUDENT
5/19/2024	Wm Supercenter #5060	63.52	STUDENT
5/23/2024	Wm Supercenter #5060	18.83	STAFF
5/23/2024	Wm Supercenter #5060	48.02	STUDENT
5/30/2024	Wm Supercenter #5060	404.27	STUDENT
5/31/2024	Wm Supercenter #5060	-3.38	STUDENT
5/31/2024	Wm Supercenter #5060	16.92	STUDENT
5/31/2024	Wm Supercenter #5060	307.82	STUDENT
6/1/2024	Wm Supercenter #5060	70.20	BG
5/5/2024	Www.Doodle.Com	83.40	STAFF
5/5/2024	Ziegler-Carpentersvill	13.99	BG
5/6/2024	Ziegler-Carpentersvill	195.27	BG
5/23/2024	Ziegler-Carpentersvill	15.98	BG
5/28/2024	Ziegler-Carpentersvill	26.97	BG
5/30/2024	Ziegler-Carpentersvill	19.98	BUILDING
5/9/2024	Zieglers Ace Hdwe	7.16	BG
5/11/2024	Zieglers Ace Hdwe	101.93	BG
5/13/2024	Zieglers Ace Hdwe	23.97	BG
5/15/2024	Zieglers Ace Hdwe	3.45	BG
5/31/2024	Zieglers Ace Hdwe	11.42	BG
5/31/2024	Zieglers Ace Hdwe	12.99	BG
5/31/2024	Zieglers Ace Hdwe	22.99	BG
5/13/2024	Zonatherm Products Inc	130.50	BG

TOTAL

\$ 167,315.76

**ACTIVITY ACCOUNT SUMMARY**  
**FOR MONTH OF: May, 2024**

	Month to Date			Year To Date			
	Month End Receipts	Month End Disbursements	Month End Activity	July 1, 2023 Beginning Book Balance	Year to Date Receipts	Year to Date Disbursements	Year to Date Book Balance
<b>School</b>							
Algonquin Lakes ES	\$ 1,835.78	\$ 1,061.85	\$ 773.93	\$ 6,702	\$ 19,088	\$ 10,985	\$ 14,805
Algonquin M.S.	\$ 1,150.41	\$ 7,062.63	\$ (5,912.22)	\$ 16,711	\$ 41,700	\$ 46,484	\$ 11,928
Big Timber E.S	\$ 1,971.78	\$ 1,965.79	\$ 5.99	\$ 582	\$ 16,061	\$ 7,665	\$ 8,977
Carpentersville M.S.	\$ 983.73	\$ 8,088.31	\$ (7,104.58)	\$ 26,946	\$ 36,565	\$ 35,134	\$ 28,377
DeLacey	\$ 30.77	\$ -	\$ 30.77	\$ 5,175	\$ 4,982	\$ 3,193	\$ 6,965
Dundee-Crown H.S.	\$ 106,915.90	\$ 59,623.46	\$ 47,292.44	\$ 154,086	\$ 402,647	\$ 344,231	\$ 212,501
Dundee Highlands	\$ 455.26	\$ 654.58	\$ (199.32)	\$ 2,137	\$ 4,119	\$ 2,189	\$ 4,066
Dundee M.S.	\$ 22,001.77	\$ 14,369.21	\$ 7,632.56	\$ 116,533	\$ 107,337	\$ 116,398	\$ 107,472
Eastview ES	\$ 25.21	\$ -	\$ 25.21	\$ 1,283	\$ 7,411	\$ 2,923	\$ 5,771
Gary D Wright ES	\$ 4,588.41	\$ 5,808.96	\$ (1,220.55)	\$ 6,496	\$ 30,241	\$ 28,062	\$ 8,675
Gilberts ES	\$ 3,810.83	\$ 3,596.63	\$ 214.20	\$ 4,584	\$ 14,192	\$ 12,064	\$ 6,711
Golfview ES	\$ 50.79	\$ 2,128.63	\$ (2,077.84)	\$ 2,542	\$ 2,844	\$ 4,335	\$ 1,052
Hampshire ES	\$ 11,711.81	\$ 11,838.59	\$ (126.78)	\$ 4,854	\$ 30,860	\$ 28,960	\$ 6,754
Hampshire H.S.	\$ 19,174.19	\$ 105,938.55	\$ (86,764.36)	\$ 278,773	\$ 429,919	\$ 355,401	\$ 353,291
Hampshire M.S.	\$ 3,438.50	\$ 8,317.15	\$ (4,878.65)	\$ 72,957	\$ 89,169	\$ 72,237	\$ 89,889
H.D. Jacobs H.S.	\$ 18,318.88	\$ 46,518.64	\$ (28,199.76)	\$ 174,713	\$ 391,433	\$ 324,607	\$ 241,540
Lake In The Hills ES	\$ 41.40	\$ -	\$ 41.40	\$ 5,849	\$ 3,898	\$ 208	\$ 9,539
Lakewood ES	\$ 73.55	\$ 710.00	\$ (636.45)	\$ 22,479	\$ 9,768	\$ 15,749	\$ 16,498
Liberty ES	\$ 33.71	\$ 1,473.52	\$ (1,439.81)	\$ 3,668	\$ 11,570	\$ 8,366	\$ 6,872
Lincoln Prairie ES	\$ 860.55	\$ 1,639.31	\$ (778.76)	\$ 9,558	\$ 14,861	\$ 8,007	\$ 16,412
Meadowdale ES	\$ 21.26	\$ 5,102.24	\$ (5,080.98)	\$ 2,143	\$ 20,162	\$ 19,800	\$ 2,504
Neubert ES	\$ 18.28	\$ -	\$ 18.28	\$ 3,001	\$ 4,215	\$ 3,001	\$ 4,215
Parkview ES	\$ 39.95	\$ -	\$ 39.95	\$ 6,712	\$ 3,195	\$ 678	\$ 9,229
Perry ES	\$ 144.85	\$ 1,467.24	\$ (1,322.39)	\$ 10,757	\$ 7,707	\$ 9,996	\$ 8,468
Sleepy Hollow ES	\$ 3,633.47	\$ 3,176.87	\$ 456.60	\$ 1,763	\$ 8,932	\$ 6,286	\$ 4,408
Westfield ES/MS	\$ 6,447.92	\$ 13,328.77	\$ (6,880.85)	\$ 39,663	\$ 99,664	\$ 91,408	\$ 47,919
<b>Total</b>	<b>\$ 207,778.96</b>	<b>\$ 303,870.93</b>	<b>\$ (96,091.97)</b>	<b>\$ 980,667</b>	<b>\$ 1,812,539</b>	<b>\$ 1,558,368</b>	<b>\$ 1,234,838</b>

**ACCOUNT ANALYSIS REPORT - SUMMARY**

Date Range: 5/1/2024 through 5/31/2024

Account Range: ALL

ACCOUNT # AND DESCRIPTION	BEG BALANCE	INCOME	EXPENSE	TRANSFERS	BALANCE
<b>Cash Accounts</b>					
1000-00-10 Harris - Checking	14,030.27	1,835.78	1,061.85		14,804.20
<b>Total Cash Accounts</b>	14,030.27	1,835.78	1,061.85	0.00	14,804.20
<b>Other Accounts</b>					
200M-00-00 Special Ed	153.25				153.25
2029-00-00 Class of 2029	39.55				39.55
2030-00-00 Class of 2030	137.56				137.56
2031-00-00 Class of 2031	0.00	792.00	365.00		427.00
2032-00-00 Class of 2032	655.83		318.00		337.83
2033-00-00 Class of 2033	175.75				175.75
2034-00-00 Class of 2034	232.45	580.00			812.45
2035-00-00 Class of 2035	85.05	380.00	50.00		415.05
2036-00-00 Class of 2036	16.00				16.00
2090-10-00 Acting Club	51.46				51.46
2410-00-00 Culinary Kids 2/3	80.57				80.57
2415-10-00 Science Club	10.31				10.31
2590-10-00 Lady Lions Running Club	3,029.07				3,029.07
2590-20-00 Boys Running Club	2,157.36				2,157.36
4100-10-10 Fitness Club	1,024.05				1,024.05
4200-10-00 Birthday Books	255.00				255.00
4200-20-00 Book Fair	4.44				4.44
4210-00-00 Holiday Creations	135.85				135.85
4300-00-00 Yearbook	1,617.26				1,617.26
5100-00-00 General Fund	312.70				312.70
5500-10-00 ALES Grant Awards	18.19				18.19
5700-00-00 Social Committee	245.00				245.00
6000-00-00 Interest Income	1,093.57	83.78			1,177.35
6000-30-00 Field Trip Reserve	2,500.00		328.85		2,171.15
<b>Total Other Accounts</b>	14,030.27	1,835.78	1,061.85	0.00	14,804.20

**ACCOUNT ANALYSIS REPORT - SUMMARY**

Date Range: 5/1/2024 through 5/31/2024

Account Range: ALL

ACCOUNT # AND DESCRIPTION	BEG BALANCE	INCOME	EXPENSE	TRANSFERS	BALANCE
<b>Cash Accounts</b>					
1000-00-10 Harris - Checking	17,839.84	1,150.41	7,062.63		11,927.62
<b>Total Cash Accounts</b>	<b>17,839.84</b>	<b>1,150.41</b>	<b>7,062.63</b>	<b>0.00</b>	<b>11,927.62</b>
<b>Other Accounts</b>					
2000-10-00 Student Council	1,725.57				1,725.57
2028-00-00 Class of 2028	417.91		400.00		17.91
2029-00-00 Class of 2029	1,894.79		3,307.68	1,520.00	107.11
2030-00-00 Class of 2030	367.34				367.34
2110-10-00 Band	1,188.46				1,188.46
2140-10-00 Chorus	840.03				840.03
2150-30-00 Musical	4,072.41		77.42		3,994.99
2151-10-00 Music Club	197.06				197.06
2220-10-00 Art Club	3.89				3.89
2230-10-00 Beta Club	806.55	461.40	584.62		683.33
2240-00-00 Baking Club	0.16				0.16
2250-00-00 Chess Club	0.10				0.10
2391-10-00 AVID	2,151.73	330.00	1,713.91	140.00	907.82
2430-10-00 Special Ed Community Trips	5.50				5.50
2590-40-00 Read-a-Thon	453.00	113.25			566.25
3020-00-00 Wrestling	455.45				455.45
3100-20-00 Volleyball - 8th grade	27.62				27.62
3110-10-00 Cross Country	44.80				44.80
3210-00-00 Boys Basketball	126.51				126.51
3210-10-00 Girls Basketball	73.57				73.57
3230-10-00 Track and Field	84.45	97.80	180.00		2.25
3250-20-10 Poms/Dance	176.88				176.88
3350-20-10 Cheerleading	34.18				34.18
4100-10-00 PBIS	835.96		799.00		36.96
4300-30-00 Staff Account	344.03	73.83			417.86
5110-10-00 D300 Honors Band Concert	102.20				102.20
5110-20-00 MB Jazz Ensembles	870.00				870.00
5200-00-00 Physical Education Fund	381.60				381.60
6000-20-00 Field Trip Reserve	(350.00)			(1,660.00)	(2,010.00)
6000-30-00 Interest Income	508.09	74.13			582.22
<b>Total Other Accounts</b>	<b>17,839.84</b>	<b>1,150.41</b>	<b>7,062.63</b>	<b>0.00</b>	<b>11,927.62</b>

**ACCOUNT ANALYSIS REPORT - SUMMARY**

Date Range: 5/1/2024 through 5/31/2024

Account Range: ALL

ACCOUNT # AND DESCRIPTION	BEG BALANCE	INCOME	EXPENSE	TRANSFERS	BALANCE
<b>Cash Accounts</b>					
1000-00-10 BMOHarris Checking Account	8,971.41	1,971.78	1,965.79		8,977.40
<b>Total Cash Accounts</b>	<b>8,971.41</b>	<b>1,971.78</b>	<b>1,965.79</b>	<b>0.00</b>	<b>8,977.40</b>
<b>Other Accounts</b>					
2031-00-00 Class of 2031	682.53				682.53
2032-00-00 Class of 2032	996.25	1,170.00	1,190.00		976.25
2033-00-00 Class of 2033	165.43				165.43
2034-00-00 Class of 2034	1,369.78		495.10		874.68
2035-00-00 Class of 2035	404.63				404.63
2036-00-00 Class of 2036	823.02	750.00	157.81		1,415.21
3010-00-00 Yearbook	90.00				90.00
4100-30-00 General	541.37				541.37
5100-10-00 PBIS	390.00				390.00
5100-10-10 Staff Sunshine Account	873.79		122.88		750.91
6000-00-00 Interest Income	134.61	51.78			186.39
6000-30-00 Field Trip Reserve	2,500.00				2,500.00
<b>Total Other Accounts</b>	<b>8,971.41</b>	<b>1,971.78</b>	<b>1,965.79</b>	<b>0.00</b>	<b>8,977.40</b>

**ACCOUNT ANALYSIS REPORT - SUMMARY**

Date Range: 5/1/2024 through 5/31/2024

Account Range: ALL

ACCOUNT # AND DESCRIPTION	BEG BALANCE	INCOME	EXPENSE	TRANSFERS	BALANCE
<b>Cash Accounts</b>					
1000-00-10 Harris - Checking	35,481.27	983.73	8,088.31		28,376.69
<b>Total Cash Accounts</b>	<b>35,481.27</b>	<b>983.73</b>	<b>8,088.31</b>	<b>0.00</b>	<b>28,376.69</b>
<b>Other Accounts</b>					
2000-10-00 Student Council	3,153.22	302.00	475.00		2,980.22
2105-00-00 Man in Demand/Dare to be Rare	447.56				447.56
2110-10-00 Music	739.12				739.12
2110-20-00 MB Jazz	420.00				420.00
2120-10-00 Drama	2,000.62				2,000.62
2140-10-00 Chorus	846.04				846.04
2221-10-00 Art Club	10.00				10.00
2230-10-00 Beta Club	522.68				522.68
2481-10-00 Yearbook	175.56				175.56
2590-40-00 Relay for Life	2.00				2.00
2670-20-00 Book Fair	13.14				13.14
3250-20-10 Poms	3,385.16				3,385.16
3350-20-10 Cheerleading	4,383.29				4,383.29
4101-30-00 AVID	4,728.79	36.00	319.83		4,444.96
4210-20-00 General	7,438.36	500.00	6,957.00		981.36
4300-30-00 Sunshine	953.12		82.98		870.14
6000-00-00 Interest	3,012.61	145.73			3,158.34
6000-30-00 Field Trip Reserve	3,250.00		253.50		2,996.50
<b>Total Other Accounts</b>	<b>35,481.27</b>	<b>983.73</b>	<b>8,088.31</b>	<b>0.00</b>	<b>28,376.69</b>

**ACCOUNT ANALYSIS REPORT - SUMMARY**

Date Range: 5/1/2024 through 5/31/2024

Account Range: ALL

ACCOUNT # AND DESCRIPTION	BEG BALANCE	INCOME	EXPENSE	TRANSFERS	BALANCE
<b>Cash Accounts</b>					
1000-00-10 Harris Cash Account	6,934.35	30.77			6,965.12
<b>Total Cash Accounts</b>	<b>6,934.35</b>	<b>30.77</b>	<b>0.00</b>	<b>0.00</b>	<b>6,965.12</b>
<b>Other Accounts</b>					
4100-00-00 Student Memorial Fundraiser	420.60				420.60
4500-10-00 Box Top Label Collection	191.39				191.39
4700-00-00 Pyramid Model Committee	1,616.29				1,616.29
5100-00-00 General Student Activities	880.47				880.47
5110-00-00 Birth to 3 Program	360.75				360.75
5200-00-00 PBIS	2,978.87				2,978.87
6000-00-00 Interest Income	485.98	30.77			516.75
<b>Total Other Accounts</b>	<b>6,934.35</b>	<b>30.77</b>	<b>0.00</b>	<b>0.00</b>	<b>6,965.12</b>

**ACCOUNT ANALYSIS REPORT - SUMMARY**

Date Range: 5/1/2024 through 5/31/2024

Account Range: ALL

ACCOUNT # AND DESCRIPTION	BEG BALANCE	INCOME	EXPENSE	TRANSFERS	BALANCE
<b>Cash Accounts</b>					
1000-00-10 Harris - Checking	165,208.73	106,915.90	59,623.46		212,501.17
<b>Total Cash Accounts</b>	<b>165,208.73</b>	<b>106,915.90</b>	<b>59,623.46</b>	<b>0.00</b>	<b>212,501.17</b>
<b>Other Accounts</b>					
1000-10-10 Banking Corrections	(308.48)	104.48			(204.00)
2000-10-00 Student Council	(509.69)	92,245.00	38,508.38		53,226.93
2095-10-00 Animation Club	98.78				98.78
2110-10-00 Instrumental Music	9,211.72		5,274.84		3,936.88
2120-10-00 Drama Club	5,450.53				5,450.53
2120-20-00 Musical Account	4,216.30		1,967.70		2,248.60
2120-30-00 Fall Play	4,217.08		608.54		3,608.54
2140-10-00 Choral Music	1,387.14				1,387.14
2145-50-00 Orchestra	1,451.70	121.00			1,572.70
2219-10-00 Adelante Club	289.27				289.27
2223-20-00 Charger Pride-Staff	2,311.81				2,311.81
2230-10-00 Beta Club	2,060.13				2,060.13
2235-10-00 SAFE	3,418.42				3,418.42
2240-10-00 Black Youth Alliance	643.01				643.01
2252-10-00 Culinary	3,957.24	12.00			3,969.24
2256-10-00 DC1 Heart Dance	66.75				66.75
2256-10-30 Latin Dancing	175.00				175.00
2259-10-10 Electricity Fund	3,335.46				3,335.46
2260-10-00 Industrial Ed Club	353.86				353.86
2263-10-00 Rotary Interact	1,186.16				1,186.16
2280-10-00 Environmental Grants Fund	250.39				250.39
2280-20-00 Environmental Club	1,145.99				1,145.99
2282-10-00 GirlUp	1,316.34	46.00			1,362.34
2285-10-00 Recycling Club	500.00				500.00
2300-10-00 ESL - English Second Language	80.50				80.50
2310-10-00 World Language (French) Club	3,857.65				3,857.65
2340-10-00 Science Olympiad	13.40	31.42	56.00		(11.18)
2370-10-00 FACS Club	1,157.00				1,157.00
2375-10-00 Literary Arts Magazine	2,095.57	272.00			2,367.57
2385-10-00 Poetry Club-Souls Spill Ink	704.58	284.00			988.58
2390-10-00 National Honor Society	1,949.91	1,110.00	385.00		2,674.91
2390-20-00 Illinois Music Honors Society	268.11				268.11
2391-10-00 AVID	5,282.83		2,721.60	1,280.00	3,841.23
2392-00-00 PSI Alpha	58.32				58.32
2395-00-00 Youth in Law	243.00				243.00
2408-10-00 GSA/LGBT Support Group	802.70				802.70
2439-10-00 Peer Mentors	298.30				298.30
2450-10-00 Debate Team	347.32				347.32
2480-10-00 Yearbook-INACTIVE	(29.92)				(29.92)
2590-20-00 Woodshop	315.38				315.38
2590-40-00 Relay for Life	688.95				688.95
2591-10-00 Fight the Stigma	756.25				756.25
2592-10-00 Minority Leadership	193.00				193.00
2618-10-10 Operation Click	2,285.52	286.00			2,571.52
2700-10-20 Work Program/Buttons/Store	950.33	173.00			1,123.33
3100-20-20 Baseball	3,307.99	1,715.00	630.00		4,392.99
3150-20-10 Softball	4,741.00	565.00			5,306.00
3200-20-10 Girls Basketball	2,361.73				2,361.73
3200-20-20 Boys Basketball	9,381.19		600.00		8,781.19
3210-20-10 Girls Bowling	68.10				68.10

**ACCOUNT ANALYSIS REPORT - SUMMARY**

Date Range: 5/1/2024 through 5/31/2024

Account Range: ALL

ACCOUNT # AND DESCRIPTION	BEG BALANCE	INCOME	EXPENSE	TRANSFERS	BALANCE
3250-00-00 Dance Team (Poms)	3,535.84				3,535.84
3300-20-10 Girls Soccer	7,265.56	320.00			7,585.56
3300-20-20 Boys Soccer	6,592.91				6,592.91
3350-20-10 Cheerleading	6,349.11				6,349.11
3400-20-10 Girls Tennis	1,012.01				1,012.01
3400-20-20 Boys Tennis	1,599.62				1,599.62
3450-20-10 Girls Swimming	425.58				425.58
3500-20-10 Girls Track	4,417.60	60.00	240.00		4,237.60
3500-20-20 Boys Track	0.00	5,415.00	3,900.50		1,514.50
3600-20-10 Girls Golf	2,053.04				2,053.04
3600-20-20 Boys Golf	5,841.42				5,841.42
3650-20-10 Boys Lacrosse	6,055.81		2,616.00		3,439.81
3700-20-10 Football	(174.26)		679.88		(854.14)
3800-20-00 Cross Country	1,314.79				1,314.79
3850-20-00 Wrestling	1,283.07				1,283.07
3900-20-00 Volleyball	72.70		400.00		(327.30)
3999-20-00 Super Fans	592.72				592.72
4000-10-00 Sr. Class Gift	5,242.96				5,242.96
4100-30-00 General	3,666.44				3,666.44
4300-20-00 Sunshine Club/Staff Pride	1,224.73				1,224.73
4700-30-00 Scholarships	435.67	2,500.00			2,935.67
4750-10-00 Testing Prep	1,318.00				1,318.00
6000-00-00 Interest Income	10,679.79	1,656.00	1,035.02		11,300.77
6000-30-00 Field Trip Reserve	6,000.00			(1,280.00)	4,720.00
<b>Total Other Accounts</b>	<b>165,208.73</b>	<b>106,915.90</b>	<b>59,623.46</b>	<b>0.00</b>	<b>212,501.17</b>

**ACCOUNT ANALYSIS REPORT - SUMMARY**

Date Range: 5/1/2024 through 5/31/2024

Account Range: ALL

ACCOUNT # AND DESCRIPTION	BEG BALANCE	INCOME	EXPENSE	TRANSFERS	BALANCE
<b>Cash Accounts</b>					
1000-00-10 Harris - Checking	4,265.48	455.26	654.58		4,066.16
<b>Total Cash Accounts</b>	<b>4,265.48</b>	<b>455.26</b>	<b>654.58</b>	<b>0.00</b>	<b>4,066.16</b>
<b>Other Accounts</b>					
2031-10-00 Class of 2031 Field Trips	181.80	256.00	405.83		31.97
2033-10-00 Class of 2033 Field Trips	81.38	180.00	122.00	105.00	244.38
2034-10-00 Class of 2034 Field Trips	196.12				196.12
2036-00-00 Class of 2036	130.00		126.75		3.25
4100-30-00 General Fund	464.81				464.81
4200-10-00 Service Club	848.49				848.49
6000-00-00 Interest Income	284.88	19.26			304.14
6000-30-00 Field Trip Reserve	2,078.00			(105.00)	1,973.00
<b>Total Other Accounts</b>	<b>4,265.48</b>	<b>455.26</b>	<b>654.58</b>	<b>0.00</b>	<b>4,066.16</b>

**ACCOUNT ANALYSIS REPORT - SUMMARY**

Date Range: 5/1/2024 through 5/31/2024

Account Range: ALL

ACCOUNT # AND DESCRIPTION	BEG BALANCE	INCOME	EXPENSE	TRANSFERS	BALANCE
<b>Cash Accounts</b>					
1000-00-10 Harris - Checking	99,839.70	22,001.77	14,369.21		107,472.26
<b>Total Cash Accounts</b>	<b>99,839.70</b>	<b>22,001.77</b>	<b>14,369.21</b>	<b>0.00</b>	<b>107,472.26</b>
<b>Other Accounts</b>					
2000-10-00 Cardunal Council (Student)	(1,378.27)	2,048.00	698.80		(29.07)
2027-20-00 Class of 2027-B	114.66				114.66
2028-10-00 Class of 2028-A	(1,694.50)	3,580.00	692.90	(905.00)	287.60
2029-10-00 Class of 2029-A	605.15	300.00	2,238.49		(1,333.34)
2029-20-00 Class of 2029-B	98.30	285.00	383.30		0.00
2030-10-00 Class of 2030-A	40.41	947.82			988.23
2030-20-00 Class of 2030-B	0.00	988.22			988.22
20TG-00-00 Universal Team (PBIS)	1,565.43				1,565.43
20TY-00-00 Secondary Team	19.59				19.59
2110-10-00 Band	4,181.38	595.16	1,124.37	400.00	4,052.17
2130-10-00 Music Department	3,987.06	1,130.00			5,117.06
2140-10-00 Chorus/Vocal	11,767.32	195.00	923.96		11,038.36
2150-30-00 Musical/Ensembles	6,724.60	3,656.00	5,143.21	905.00	6,142.39
2155-10-00 Orchestra	12,703.35	225.00	700.00		12,228.35
2220-10-00 Art Club	4,898.15				4,898.15
2230-10-00 Beta Club	1,264.75	1,098.15		25.22	2,388.12
2380-10-00 Targeted Intervention Team	13.53				13.53
2391-10-00 AVID	(739.65)	1,956.08	100.00	24.00	1,140.43
2425-10-00 Exploratory/Spanish	446.34				446.34
2431-10-00 Life Program (SPED)	261.18		40.12		221.06
2435-10-00 S.O.A.R.	703.71				703.71
2436-10-00 SWANS	23.22				23.22
2481-10-00 Yearbook Club	94.96	348.00			442.96
2530-10-00 Chess Club	360.00				360.00
2560-30-00 Book Club	6.15				6.15
2565-00-00 Bracelet Club	370.00				370.00
2566-10-00 Garden Club	321.04				321.04
2570-30-00 IMC	630.17				630.17
2590-10-00 Lions	16.11				16.11
2615-10-00 Midnight Mile	16,671.02				16,671.02
2619-10-00 Cardunal Care	3,301.59				3,301.59
2620-10-00 Scrapbook	102.00				102.00
2625-10-00 Schoolpalooza	517.22		492.00	(25.22)	0.00
2630-10-00 Ski Club	3,037.27	600.00			3,637.27
2631-10-00 Washington D.C. Trip	3.77				3.77
2635-10-00 Snowflake	1,331.31				1,331.31
2650-10-00 Jazz Band	7.50				7.50
2655-10-00 Battle of the Books	5.30				5.30
2665-10-00 Spelling Bee	21.34				21.34
2670-10-00 Robotics	1,428.65				1,428.65
2675-00-00 STEM	65.35				65.35
3010-00-00 Ultimate Club	352.24				352.24
3207-20-10 Girls Basketball - 7th	90.35				90.35
3207-20-20 Boys Basketball - 7th	0.62				0.62
3208-20-20 Boy's Basketball - 8th	183.47				183.47
3250-20-10 Poms	21.36				21.36
3253-20-10 Intramural Basketball	82.06				82.06
3254-20-00 Intramural Poms	121.95				121.95
3350-20-10 Cheerleading	31.80				31.80
3400-10-00 Color Guard	212.49				212.49

**ACCOUNT ANALYSIS REPORT - SUMMARY**

Date Range: 5/1/2024 through 5/31/2024

Account Range: ALL

ACCOUNT # AND DESCRIPTION	BEG BALANCE	INCOME	EXPENSE	TRANSFERS	BALANCE
3500-20-10 Track Team	356.93	83.94	393.72		47.15
3600-10-00 Flag Football	350.96				350.96
3800-20-00 Cross Country	317.11	10.00			327.11
3800-20-10 Marathon Club - 6th Gr.CC Only	16.00				16.00
3840-10-00 Wiffle Ball	315.54				315.54
3850-20-00 Wrestling	73.64				73.64
3900-20-00 Volleyball	111.09				111.09
4100-30-00 General	2,112.69				2,112.69
4110-10-00 Outdoor Club	1,691.26	927.43	872.69		1,746.00
4210-00-00 Fall Play	(643.72)	2,539.89	494.20		1,401.97
4220-00-00 Street Ensemble	143.19				143.19
4230-00-00 Buddy Club	185.59		71.45		114.14
4300-30-00 Faculty (Social) Fund	136.00				136.00
4400-30-00 Fitness Club (PE)	5,615.26				5,615.26
4500-30-00 Flower Fund	592.28				592.28
6000-00-00 Interest Income	9,973.08	488.08			10,461.16
6000-30-00 Field Trip Reserve	3,500.00			(424.00)	3,076.00
<b>Total Other Accounts</b>	<b>99,839.70</b>	<b>22,001.77</b>	<b>14,369.21</b>	<b>0.00</b>	<b>107,472.26</b>

**ACCOUNT ANALYSIS REPORT - SUMMARY**

Date Range: 5/1/2024 through 5/31/2024

Account Range: ALL

ACCOUNT # AND DESCRIPTION	BEG BALANCE	INCOME	EXPENSE	TRANSFERS	BALANCE
<b>Cash Accounts</b>					
1000-00-10 Harris - Checking	5,746.10	25.21			5,771.31
<b>Total Cash Accounts</b>	<b>5,746.10</b>	<b>25.21</b>	<b>0.00</b>	<b>0.00</b>	<b>5,771.31</b>
<b>Other Accounts</b>					
2029-00-00 Class of 2029	59.55				59.55
2030-00-00 Class of 2030	320.66				320.66
2031-00-00 Class of 2031	105.73				105.73
2032-00-00 Class of 2032	64.09				64.09
2033-00-00 Class of 2033	704.00				704.00
2034-00-00 Class of 2034	495.07				495.07
2035-00-00 Class of 2035	537.00				537.00
2100-10-10 Julie Voss Class-Inactive	0.10				0.10
2100-20-10 LEAP Program	15.00				15.00
4100-30-00 Miscellaneous	1,657.81				1,657.81
5010-00-00 Library Books (Birthday Club)	232.59				232.59
6000-00-00 Interest Income	231.00	25.21			256.21
6000-30-00 Field Trip Reserve	1,323.50				1,323.50
<b>Total Other Accounts</b>	<b>5,746.10</b>	<b>25.21</b>	<b>0.00</b>	<b>0.00</b>	<b>5,771.31</b>

**ACCOUNT ANALYSIS REPORT - SUMMARY**

Date Range: 5/1/2024 through 5/31/2024

Account Range: ALL

ACCOUNT # AND DESCRIPTION	BEG BALANCE	INCOME	EXPENSE	TRANSFERS	BALANCE
<b>Cash Accounts</b>					
1000-00-10 Harris - Checking	9,895.62	4,588.41	5,808.96		8,675.07
<b>Total Cash Accounts</b>	<b>9,895.62</b>	<b>4,588.41</b>	<b>5,808.96</b>	<b>0.00</b>	<b>8,675.07</b>
<b>Other Accounts</b>					
1000-10-00 Banking Corrections	(941.50)	941.50			0.00
2031-00-00 Class of 2031	1,387.14	3,610.00	5,222.76	1,064.00	838.38
2032-00-00 Class of 2032	1,107.29				1,107.29
2033-00-00 Class of 2033	850.09				850.09
2034-00-00 Class of 2034	24.34				24.34
2035-00-00 Class of 2035	1,091.55		448.70		642.85
2036-00-00 Class of 2036	(71.23)				(71.23)
2140-10-10 Chorus	794.72		137.50		657.22
2215-10-10 Yearbook - Elem	726.00				726.00
2499-20-00 Apparel Store	0.11				0.11
2590-30-00 Girls on the Run	5.00				5.00
4100-30-00 General	63.48				63.48
4300-20-00 Staff Wear	75.00				75.00
5010-10-00 PBIS	1,101.65				1,101.65
6000-00-00 Interest Income	1,433.98	36.91			1,470.89
6000-30-00 Field Trip Reserve	2,248.00			(1,064.00)	1,184.00
<b>Total Other Accounts</b>	<b>9,895.62</b>	<b>4,588.41</b>	<b>5,808.96</b>	<b>0.00</b>	<b>8,675.07</b>

**ACCOUNT ANALYSIS REPORT - SUMMARY**

Date Range: 5/1/2024 through 5/31/2024

Account Range: ALL

ACCOUNT # AND DESCRIPTION	BEG BALANCE	INCOME	EXPENSE	TRANSFERS	BALANCE
<b>Cash Accounts</b>					
1000-00-10 Harris - Checking	6,497.06	3,810.83	3,596.63		6,711.26
<b>Total Cash Accounts</b>	<b>6,497.06</b>	<b>3,810.83</b>	<b>3,596.63</b>	<b>0.00</b>	<b>6,711.26</b>
<b>Other Accounts</b>					
2000-20-00 LIFE Program	2,077.52	40.00			2,117.52
2030-00-00 Class of 2030	(1,740.51)				(1,740.51)
2031-00-00 Class of 2031	19.24	3,354.00	3,268.63		104.61
2032-00-00 Class of 2032	79.68				79.68
2033-00-00 Class of 2033	119.41				119.41
2034-00-00 Class of 2034	68.36				68.36
2035-00-00 Class of 2035	71.02				71.02
2036-00-00 Class of 2036	0.00	380.00	328.00		52.00
2276-10-00 Field Trips	27.02				27.02
2277-10-00 Field Days	543.68				543.68
2590-40-00 Relay for Life	1,859.00				1,859.00
4100-30-00 General	514.10				514.10
5000-10-00 Staff Social Account	(38.30)				(38.30)
6000-00-00 Interest Income	396.84	36.83			433.67
6000-30-00 Field Trip Reserve	2,500.00				2,500.00
<b>Total Other Accounts</b>	<b>6,497.06</b>	<b>3,810.83</b>	<b>3,596.63</b>	<b>0.00</b>	<b>6,711.26</b>

**ACCOUNT ANALYSIS REPORT - SUMMARY**

Date Range: 5/1/2024 through 5/31/2024

Account Range: ALL

ACCOUNT # AND DESCRIPTION	BEG BALANCE	INCOME	EXPENSE	TRANSFERS	BALANCE
<b>Cash Accounts</b>					
1000-00-10 Harris - Checking	3,129.76	50.79	2,128.63		1,051.92
<b>Total Cash Accounts</b>	<b>3,129.76</b>	<b>50.79</b>	<b>2,128.63</b>	<b>0.00</b>	<b>1,051.92</b>
<b>Other Accounts</b>					
2151-10-20 Summer Music Camp	268.29				268.29
2590-40-00 Relay for Life	144.00				144.00
4100-30-00 General	201.30	39.00	1,530.63		(1,290.33)
4210-00-00 Scholastic Book Fair-Fall	3.59				3.59
4220-00-00 Scholastic Book Fair-Spring	427.62				427.62
4270-00-00 PBIS	202.10				202.10
4600-10-00 Change Drawer	231.00				231.00
5000-10-10 Staff Spirit Wear	154.33				154.33
6000-00-00 Interest Income	116.53	11.79			128.32
6000-30-00 Field Trip Reserve	1,381.00		598.00		783.00
<b>Total Other Accounts</b>	<b>3,129.76</b>	<b>50.79</b>	<b>2,128.63</b>	<b>0.00</b>	<b>1,051.92</b>

**ACCOUNT ANALYSIS REPORT - SUMMARY**

Date Range: 5/1/2024 through 5/31/2024

Account Range: ALL

ACCOUNT # AND DESCRIPTION	BEG BALANCE	INCOME	EXPENSE	TRANSFERS	BALANCE
<b>Cash Accounts</b>					
1000-00-10 Harris Bank Checking	6,880.49	11,711.81	11,838.59		6,753.71
<b>Total Cash Accounts</b>	<b>6,880.49</b>	<b>11,711.81</b>	<b>11,838.59</b>	<b>0.00</b>	<b>6,753.71</b>
<b>Other Accounts</b>					
2031-00-00 Class of 2031	156.12	640.00	658.59		137.53
2032-00-00 Class of 2032	1,555.21	8,250.00	9,778.50		26.71
2033-00-00 Class of 2033	0.00	1,170.00	673.00		497.00
2034-00-00 Class of 2034	207.31	384.00			591.31
2035-00-00 Class of 2035	115.00	720.00	513.50	204.00	525.50
2036-00-00 Class of 2036	142.00				142.00
2140-20-00 Chorus	80.25				80.25
2270-10-00 Environmental Science	137.61				137.61
2276-10-00 Field Trips	29.03	500.00			529.03
4100-30-00 General	249.00		190.00		59.00
5100-00-00 Scholastic Book Fair	400.31				400.31
5110-00-00 Yearbook	112.00				112.00
5200-00-00 Sunshine Staff Account	470.00		25.00		445.00
6000-00-00 Interest Income	891.65	47.81			939.46
6000-30-00 Field Trip Reserve	2,335.00			(204.00)	2,131.00
<b>Total Other Accounts</b>	<b>6,880.49</b>	<b>11,711.81</b>	<b>11,838.59</b>	<b>0.00</b>	<b>6,753.71</b>

**ACCOUNT ANALYSIS REPORT - SUMMARY**

Date Range: 5/1/2024 through 5/31/2024

Account Range: ALL

ACCOUNT # AND DESCRIPTION	BEG BALANCE	INCOME	EXPENSE	TRANSFERS	BALANCE
<b>Cash Accounts</b>					
1000-00-10 Harris - Checking	440,055.44	19,174.19	105,938.55		353,291.08
<b>Total Cash Accounts</b>	<b>440,055.44</b>	<b>19,174.19</b>	<b>105,938.55</b>	<b>0.00</b>	<b>353,291.08</b>
<b>Other Accounts</b>					
1000-10-10 Banking Corrections	(445.02)	445.02			0.00
2000-10-00 Student Council	1,379.72		249.90		1,129.82
2014-10-00 Homecoming	41,972.36				41,972.36
2015-10-10 Class of 2015 Statue Maintenanc	69.26				69.26
2024-00-00 Class of 2024	1,078.40			98.43	1,176.83
2025-00-00 Class of 2025	5,421.55				5,421.55
2026-00-00 Class of 2026	6,603.85				6,603.85
2027-00-00 Class of 2027	7,612.82				7,612.82
2110-10-00 Band	492.56				492.56
2112-00-00 Tri M (Modern Music Masters)	2,168.37				2,168.37
2140-10-00 Chorus	754.46	215.00	522.35		447.11
2150-30-00 Musical	26,425.26		9,234.72		17,190.54
2151-10-00 Music Student Tour Account	3,019.84				3,019.84
2155-10-00 Orchestra	454.38				454.38
2156-10-00 Prom - Junior Class	96,190.59		67,071.35		29,119.24
2220-10-00 Art Club	2,225.68	48.00	1,325.78		947.90
2222-10-00 ABC Business Club	1,626.58				1,626.58
2223-00-00 ASL Club	400.85				400.85
2225-10-00 Black Student Alliance	7,330.00	70.45	3,000.00		4,400.45
2225-20-00 Hispanic Youth Alliance	715.45	6.00	46.18		675.27
2230-10-00 Debate Team	1,970.95		139.19		1,831.76
2240-10-00 Drama Club	5,170.50	1,338.00	317.88	(600.00)	5,590.62
2250-10-10 GSA Club	96.25				96.25
2260-10-00 Industrial Arts	1,591.92				1,591.92
2265-10-00 Environmental Club/Med Careers	463.53	44.00			507.53
2276-10-00 Field Trips	2.00				2.00
2280-10-00 Fishing Club	552.34				552.34
2310-10-00 AAPI Club	718.15	37.57			755.72
2320-10-00 German Club	206.94				206.94
2330-10-00 Foreign Language	180.71				180.71
2330-20-00 French Club	242.00				242.00
2340-10-00 Spanish Club	70.07				70.07
2350-10-00 Language Arts Field Trips	808.00				808.00
2390-10-00 National Honor Society	9,910.42		3,000.00		6,910.42
2390-20-00 Robotics	100.91				100.91
2391-10-00 AVID	13,748.90		2,067.84		11,681.06
2393-10-00 PBIS	1,387.06	100.00			1,487.06
2410-00-00 Math Team	461.00				461.00
2480-10-00 Yearbook	98.16				98.16
2499-30-00 School Store	1,200.10	10.00			1,210.10
2618-10-10 Operation Click	1,064.80				1,064.80
2620-00-00 Female Empowerment	469.78				469.78
2644-10-00 Co-Op	5,125.60	664.65	4,027.73		1,762.52
2647-10-00 FACS	294.94				294.94
2655-00-00 Literary Magazine	366.68	100.05			466.73
2670-10-00 Scholastic Bowl	194.09				194.09
2671-00-00 Science	1,987.57			(91.00)	1,896.57
2671-10-00 Science-Six Flags GreatAmerica	593.04			91.00	684.04
2680-10-00 Marketing Class	1,181.65		1,000.00		181.65
2685-00-00 Target Edu	211.77				211.77

**ACCOUNT ANALYSIS REPORT - SUMMARY**

Date Range: 5/1/2024 through 5/31/2024

Account Range: ALL

ACCOUNT # AND DESCRIPTION	BEG BALANCE	INCOME	EXPENSE	TRANSFERS	BALANCE
2686-00-00 Woodshop	140.00				140.00
2690-00-00 WHIPS TV	58.00				58.00
3100-10-00 Athletic Development	1,321.54				1,321.54
3100-20-20 Baseball	18,266.81	7,460.00	6,927.50		18,799.31
3150-20-10 Softball	5,750.42				5,750.42
3200-20-10 Girls Basketball	3,503.80				3,503.80
3200-20-20 Boys Basketball	4,973.46	290.00			5,263.46
3250-20-10 Poms	3,436.36				3,436.36
3300-20-10 Girls Soccer	7,302.33				7,302.33
3300-20-20 Boys Soccer	4,583.38				4,583.38
3350-20-10 Cheerleading	10,297.22		2,100.00		8,197.22
3400-20-10 Girls Tennis	6,606.47		313.48		6,292.99
3400-20-20 Boys Tennis	3,209.99	4,759.50	479.65		7,489.84
3500-20-10 Girls Track & Field	9,705.43	225.00	369.00	(4,236.60)	5,324.83
3500-20-20 Boys Track	382.75			4,236.60	4,619.35
3600-20-10 Boys Golf	2,854.58				2,854.58
3600-20-20 Girls Golf	5,235.36				5,235.36
3610-10-00 Boys Lacrosse	3,399.54	901.00	276.00		4,024.54
3610-20-00 Girls LaCrosse	4,877.09		1,250.00		3,627.09
3700-20-10 Football	12,108.37				12,108.37
3700-30-10 Powder Puff	2,866.50				2,866.50
3800-20-00 Boys and Girls Cross Country	1,692.67				1,692.67
3850-20-00 Wrestling	5,442.27				5,442.27
3900-20-00 Volleyball	5,577.63				5,577.63
3900-20-10 Volleyball Club	118.00				118.00
3990-10-00 Gatorade Fundraiser	537.87				537.87
4000-30-00 General	8,373.23			(98.43)	8,274.80
4100-00-00 FVC Leadership	1,005.98				1,005.98
4150-00-00 Teacher Grants	22.50				22.50
4210-10-00 Rachel's Challenge	20.00				20.00
4220-00-00 D300 Speaks	219.52				219.52
4300-20-00 Sunshine	92.70				92.70
4300-30-00 Spiritwear	3.03				3.03
4300-40-00 PE-Active	36.00	185.00	220.00		1.00
4700-10-00 2017 Gene Haas Scholarship	531.79				531.79
4700-10-10 2018 Gene Haas Scholarship	1,558.50				1,558.50
4700-10-20 2019 Gene Haas Scholarship	7,021.00				7,021.00
4700-10-30 2020 Gene Haas Scholarship	12,000.00				12,000.00
4700-30-00 Scholarship & Blood Drive	2,040.00		1,000.00		1,040.00
4700-40-00 Drama Club Scholarship	548.00	477.50	1,000.00	600.00	625.50
4800-00-00 Guidance	642.52				642.52
6000-00-00 Interest	21,996.04	1,797.45			23,793.49
6000-30-00 Field Trip Reserve	3,730.00				3,730.00
<b>Total Other Accounts</b>	<b>440,055.44</b>	<b>19,174.19</b>	<b>105,938.55</b>	<b>0.00</b>	<b>353,291.08</b>

**ACCOUNT ANALYSIS REPORT - SUMMARY**

Date Range: 5/1/2024 through 5/31/2024

Account Range: ALL

ACCOUNT # AND DESCRIPTION	BEG BALANCE	INCOME	EXPENSE	TRANSFERS	BALANCE
<b>Cash Accounts</b>					
1000-00-10 Harris - Checking	94,767.90	3,438.50	8,317.15		89,889.25
<b>Total Cash Accounts</b>	<b>94,767.90</b>	<b>3,438.50</b>	<b>8,317.15</b>	<b>0.00</b>	<b>89,889.25</b>
<b>Other Accounts</b>					
1000-10-00 Banking Corrections	0.00		18.46		(18.46)
2001-10-00 Student Council - MS	930.08				930.08
2028-00-00 Class of 2028	1,789.68				1,789.68
2029-00-00 Class of 2029	7,149.54	20.00	750.00		6,419.54
2030-00-00 Class of 2030	4,679.40		3,382.30		1,297.10
2111-00-00 Music Field Trip Account	4,603.67				4,603.67
2114-10-00 Band - MS	820.00	17.00			837.00
2120-10-00 Drama Club	15,574.77				15,574.77
2140-10-00 Chorus	4,941.59		302.40		4,639.19
2155-10-00 MS Orchestra	1,720.79				1,720.79
2210-00-00 Cafe 10A	910.97	54.70	186.54		779.13
2221-10-00 Art - MS-Inactive	65.15			(65.15)	0.00
2225-10-00 Arts & Craft Club	10.31				10.31
2230-10-00 Beta Club	3,987.89		867.00		3,120.89
2391-10-00 AVID	11,243.25	2,341.75	1,670.34		11,914.66
2400-00-00 PBIS	4,538.36				4,538.36
2560-20-00 Book Fair	694.44				694.44
2631-10-29 Washington DC 2029	5,466.45				5,466.45
2631-10-30 Washington DC 2030	1,487.10				1,487.10
2666-00-00 MS Science	643.54		626.98		16.56
2667-00-00 MS Sports	924.74	122.79		5.83	1,053.36
2669-00-00 MS Yearbook	6,649.89	475.00			7,124.89
3351-20-10 Cheerleading - MS-Inactive	5.83			(5.83)	0.00
4100-30-00 General	1,954.71		282.63	65.15	1,737.23
4200-10-10 MS PE	5,078.50				5,078.50
4250-30-00 Student Activity	3,831.67		230.50		3,601.17
6000-00-00 Interest	3,949.58	407.26			4,356.84
6000-30-00 Field Trip Reserve	1,116.00				1,116.00
<b>Total Other Accounts</b>	<b>94,767.90</b>	<b>3,438.50</b>	<b>8,317.15</b>	<b>0.00</b>	<b>89,889.25</b>

**ACCOUNT ANALYSIS REPORT - SUMMARY**

Date Range: 5/1/2024 through 5/31/2024

Account Range: ALL

ACCOUNT # AND DESCRIPTION	BEG BALANCE	INCOME	EXPENSE	TRANSFERS	BALANCE
<b>Cash Accounts</b>					
1000-00-10 Harris - Checking	269,739.32	18,318.88	46,518.64		241,539.56
<b>Total Cash Accounts</b>	<b>269,739.32</b>	<b>18,318.88</b>	<b>46,518.64</b>	<b>0.00</b>	<b>241,539.56</b>
<b>Other Accounts</b>					
1000-10-10 Banking Corrections	(163.26)	143.26			(20.00)
2000-10-00 Student Council	38,388.14		3,013.98		35,374.16
2022-00-00 Class of 2022	564.85		500.00		64.85
2023-00-00 Class of 2023	8,771.03				8,771.03
2024-00-00 Class of 2024	7,884.98	152.00	374.50		7,662.48
2025-00-00 Class of 2025	2,408.93	55.50			2,464.43
2026-00-00 Class of 2026	5,152.78	435.00	153.60		5,434.18
2027-00-00 Class of 2027	857.77				857.77
2110-00-10 Prom	21,086.16		7,164.00		13,922.16
2110-10-00 Band	96.21	1,070.00			1,166.21
2120-10-00 Drama Club	4,161.42		231.98		3,929.44
2140-10-00 Choral	3,702.98	497.00	496.50		3,703.48
2150-30-00 Musical	4,575.00				4,575.00
2151-10-00 Tri-M	659.00				659.00
2151-10-10 Music Industry Club- MIC	822.65				822.65
2152-10-00 24hr Musical	6,647.85		6,647.85		0.00
2155-10-00 Orchestra	1,374.27				1,374.27
2210-10-00 Activist Club	85.88				85.88
2220-10-00 Art Club	1,963.68		43.46		1,920.22
2230-00-00 Black Allegiance Club	462.12	105.00			567.12
2240-10-00 Muslim Student Alliance Club	0.00	924.00			924.00
2253-10-00 Conservation	699.10				699.10
2258-10-00 Engineering Club	161.85				161.85
2259-10-00 Film Production	203.00				203.00
2263-10-00 Interact Club	4,634.24				4,634.24
2276-10-00 Field Trips	604.59	95.00	165.00		534.59
2281-10-00 Gold Rush	68.66				68.66
2310-10-00 French Club	200.36				200.36
2320-10-00 German Club	282.64				282.64
2330-10-00 Spanish Club	169.44				169.44
2330-20-00 World Language Department	287.37				287.37
2340-10-10 Key Club	1,383.76	75.00			1,458.76
2370-10-00 FCCLA	79.42				79.42
2390-10-00 National Honor Society	2,210.78	4,000.00			6,210.78
2391-10-00 AVID	9,378.28		4,148.91		5,229.37
2393-10-00 PBIS	884.95				884.95
2400-10-00 Peer Mediation/SADD	102.95				102.95
2405-10-00 Debate Team	3,073.34				3,073.34
2406-10-00 DJ (Entertainment) Club	680.05				680.05
2408-10-00 GSA (Gay Straight Alliance)	547.86				547.86
2409-10-00 Hispanic Youth Alliance	271.31		44.34		226.97
2409-20-00 AAPIA-Asian Amer Pac Islander	54.50				54.50
2410-10-00 Knitting Club	20.00				20.00
2415-10-00 Science Club	572.76		24.01		548.75
2590-40-00 Relay for Life	122.51				122.51
2618-30-00 Green Eagles	2,269.20				2,269.20
2618-30-10 High School Against Cancer	25.35				25.35
3000-10-00 Special Olympics	3,351.36				3,351.36
3100-20-20 Baseball	10,261.03	234.00	3,086.00		7,409.03
3150-20-10 Softball	6,692.24				6,692.24

**ACCOUNT ANALYSIS REPORT - SUMMARY**

Date Range: 5/1/2024 through 5/31/2024

Account Range: ALL

ACCOUNT # AND DESCRIPTION	BEG BALANCE	INCOME	EXPENSE	TRANSFERS	BALANCE
3200-20-10 Girls Basketball	539.12				539.12
3200-20-20 Boys Basketball	56.93				56.93
3210-20-10 Bowling	157.01				157.01
3250-20-10 Dance Team	1,808.41				1,808.41
3275-00-00 Math Team	798.27				798.27
3300-20-10 Girls Soccer	7,593.97				7,593.97
3300-20-20 Boys Soccer	10,082.93				10,082.93
3350-20-10 Cheerleaders	5,561.76	2,265.00	2,200.00		5,626.76
3400-20-10 Girls Tennis	40.81				40.81
3400-20-20 Boys Tennis	433.76		373.34		60.42
3450-20-10 Girls Swimming	50.00				50.00
3450-20-20 Boys Swimming	579.16				579.16
3500-20-10 Girls Track & Field	9,241.71	928.34	640.71		9,529.34
3500-20-20 Boys Track	10,743.77		1,989.18		8,754.59
3600-20-10 Girls Golf	3,971.24				3,971.24
3600-20-20 Boys Golf	97.88				97.88
3650-20-10 Boys Lacrosse	3,079.96	5,500.00	665.97		7,913.99
3700-20-10 Football	8,943.67		935.88		8,007.79
3800-20-00 Cross Country	1,613.52				1,613.52
3850-20-00 Wrestling	6,057.04				6,057.04
3900-20-00 Volleyball	12,192.97	540.00	6,870.00		5,862.97
4100-30-00 General	701.18	29.00			730.18
4110-10-00 Eagle Minds Matter	428.00				428.00
4200-10-00 Eagle's Wings Food Pantry	7,114.94				7,114.94
4300-30-10 Eagle Pride Advisory Committee	930.71		23.35		907.36
6000-00-00 Interest	13,625.26	1,270.78	6,726.08		8,169.96
6000-30-00 Field Trip Reserve	4,500.00				4,500.00
<b>Total Other Accounts</b>	<b>269,739.32</b>	<b>18,318.88</b>	<b>46,518.64</b>	<b>0.00</b>	<b>241,539.56</b>

**ACCOUNT ANALYSIS REPORT - SUMMARY**

Date Range: 5/1/2024 through 5/31/2024

Account Range: ALL

ACCOUNT # AND DESCRIPTION	BEG BALANCE	INCOME	EXPENSE	TRANSFERS	BALANCE
<b>Cash Accounts</b>					
1000-00-10 Harris - Checking	9,497.80	41.40			9,539.20
<b>Total Cash Accounts</b>	<b>9,497.80</b>	<b>41.40</b>	<b>0.00</b>	<b>0.00</b>	<b>9,539.20</b>
<b>Other Accounts</b>					
2030-00-00 Class of 2030	54.12				54.12
2034-00-00 Class of 2034	248.77				248.77
2631-10-00 Field Trip Grant Funds	94.47				94.47
3020-10-00 Leopards Chorus Club	1,897.67				1,897.67
3030-20-00 ILMEA	80.00				80.00
4100-30-00 Principal Discretionary Fund	1,509.14				1,509.14
5010-00-10 Jump Rope for Heart	50.00				50.00
5020-00-00 Ned Show / Yo-yo	1,184.00				1,184.00
5100-00-00 Leopards Holiday Giving	71.36				71.36
5900-00-00 General	963.24				963.24
6000-00-00 Interest Income	845.03	41.40			886.43
6000-30-00 Field Trip Reserve	2,500.00				2,500.00
<b>Total Other Accounts</b>	<b>9,497.80</b>	<b>41.40</b>	<b>0.00</b>	<b>0.00</b>	<b>9,539.20</b>

**ACCOUNT ANALYSIS REPORT - SUMMARY**

Date Range: 5/1/2024 through 5/31/2024

Account Range: ALL

ACCOUNT # AND DESCRIPTION	BEG BALANCE	INCOME	EXPENSE	TRANSFERS	BALANCE
<b>Cash Accounts</b>					
1000-00-10 Harris - Checking	17,134.65	73.55	710.00		16,498.20
<b>Total Cash Accounts</b>	<b>17,134.65</b>	<b>73.55</b>	<b>710.00</b>	<b>0.00</b>	<b>16,498.20</b>
<b>Other Accounts</b>					
2001-10-10 PBIS (Student Council)	3,277.04				3,277.04
2030-00-00 Class of 2030	112.03				112.03
2031-00-00 Class of 2031	326.03				326.03
2032-00-00 Class of 2032	468.66		50.00		418.66
2033-00-00 Class of 2033	697.76				697.76
2034-00-00 Class of 2034	758.40		660.00		98.40
2035-00-00 Class of 2035	89.82				89.82
2110-10-00 Band	16.70				16.70
2120-00-00 Book Fair	2,168.95				2,168.95
2151-10-00 Music Club	2,996.95				2,996.95
2230-10-00 Beta Club	42.46				42.46
2540-20-00 Cultural Committee	431.17				431.17
2618-30-00 Families in Need	104.41				104.41
2657-00-00 Family Night-Math Night	1,421.24				1,421.24
2657-10-00 Family Night-Reading Night	1,931.92				1,931.92
4100-30-00 Miscellaneous/General	73.43				73.43
4300-30-00 Sunshine Fund	0.66				0.66
6000-00-00 Interest Income	2,017.02	73.55			2,090.57
6000-30-00 Field Trip Reserve	200.00				200.00
<b>Total Other Accounts</b>	<b>17,134.65</b>	<b>73.55</b>	<b>710.00</b>	<b>0.00</b>	<b>16,498.20</b>

**ACCOUNT ANALYSIS REPORT - SUMMARY**

Date Range: 5/1/2024 through 5/31/2024

Account Range: ALL

ACCOUNT # AND DESCRIPTION	BEG BALANCE	INCOME	EXPENSE	TRANSFERS	BALANCE
<b>Cash Accounts</b>					
1000-00-10 Harris - Checking	8,311.50	33.71	1,473.52		6,871.69
<b>Total Cash Accounts</b>	<b>8,311.50</b>	<b>33.71</b>	<b>1,473.52</b>	<b>0.00</b>	<b>6,871.69</b>
<b>Other Accounts</b>					
2030-00-00 Class of 2030	282.29				282.29
2031-00-00 Class of 2031	884.16		545.00		339.16
2032-00-00 Class of 2032	746.00		655.00		91.00
2033-00-00 Class of 2033	(142.50)				(142.50)
2035-00-00 Class of 2035	375.00		196.00		179.00
2100-10-00 Dual Language Activities	40.00				40.00
2276-10-00 Field Trips	100.97				100.97
2410-00-00 Bookfair	54.67				54.67
2482-10-00 Yearbook	279.98				279.98
2590-40-00 Relay for Life	65.50				65.50
4100-30-00 General	1,202.36				1,202.36
4200-00-00 Liberty Chorus	1,855.70				1,855.70
4300-20-00 Kids Heart Challenge	500.00				500.00
4400-00-00 Reach for the Stars	810.00		77.52		732.48
5000-10-00 Student Assistance Account	725.98				725.98
6000-00-00 Interest Income	531.39	33.71			565.10
<b>Total Other Accounts</b>	<b>8,311.50</b>	<b>33.71</b>	<b>1,473.52</b>	<b>0.00</b>	<b>6,871.69</b>

**ACCOUNT ANALYSIS REPORT - SUMMARY**

Date Range: 5/1/2024 through 5/31/2024

Account Range: ALL

ACCOUNT # AND DESCRIPTION	BEG BALANCE	INCOME	EXPENSE	TRANSFERS	BALANCE
<b>Cash Accounts</b>					
1000-00-10 Harris - Checking	17,190.56	860.55	1,639.31		16,411.80
<b>Total Cash Accounts</b>	<b>17,190.56</b>	<b>860.55</b>	<b>1,639.31</b>	<b>0.00</b>	<b>16,411.80</b>
<b>Other Accounts</b>					
2025-00-00 Class of 2025	43.50				43.50
2029-00-00 Class of 2029	38.27				38.27
2030-00-00 Class of 2030	52.42				52.42
2031-00-00 Class of 2031	540.00		404.29		135.71
2032-00-00 Class of 2032	447.37				447.37
2033-00-00 Class of 2033	2,171.00				2,171.00
2034-00-00 Class of 2034	1,878.88			24.00	1,902.88
2035-00-00 Class of 2035	629.00				629.00
2036-00-00 Class of 2036	0.00	326.25		187.50	513.75
2210-00-00 Animal Shelter Fundraiser	0.50				0.50
2510-00-00 Scholastic Book Fair/Follett	90.02				90.02
3100-00-00 Yearbook	5,947.57	200.00			6,147.57
4100-00-00 Artworks Program	1,262.50				1,262.50
4100-30-00 General	177.01				177.01
4300-10-00 Staff Spiritwear	1,314.71				1,314.71
4300-20-00 Sunshine	1,374.54	260.00	1,235.02		399.52
6000-00-00 Interest Income	629.96	74.30			704.26
6000-30-00 Field Trip Reserve	593.31			(211.50)	381.81
<b>Total Other Accounts</b>	<b>17,190.56</b>	<b>860.55</b>	<b>1,639.31</b>	<b>0.00</b>	<b>16,411.80</b>

**ACCOUNT ANALYSIS REPORT - SUMMARY**

Date Range: 5/1/2024 through 5/31/2024

Account Range: ALL

ACCOUNT # AND DESCRIPTION	BEG BALANCE	INCOME	EXPENSE	TRANSFERS	BALANCE
<b>Cash Accounts</b>					
1000-00-10 Harris - Checking	7,585.08	21.26	5,102.24		2,504.10
<b>Total Cash Accounts</b>	<b>7,585.08</b>	<b>21.26</b>	<b>5,102.24</b>	<b>0.00</b>	<b>2,504.10</b>
<b>Other Accounts</b>					
2590-30-00 Girls on the Run	69.01				69.01
4100-30-00 General	134.70		576.00	576.00	134.70
4250-30-00 Staff Spirit Wear	6.48				6.48
4300-30-00 Social Fund	179.37				179.37
4400-10-00 Scholastic Book Fair	4,127.44		4,526.24		(398.80)
5000-10-00 Yearbook	246.18				246.18
6000-00-00 Interest Income	793.40	21.26			814.66
6000-30-00 Field Trip Reserve	2,028.50			(576.00)	1,452.50
<b>Total Other Accounts</b>	<b>7,585.08</b>	<b>21.26</b>	<b>5,102.24</b>	<b>0.00</b>	<b>2,504.10</b>

**ACCOUNT ANALYSIS REPORT - SUMMARY**

Date Range: 5/1/2024 through 5/31/2024

Account Range: ALL

ACCOUNT # AND DESCRIPTION	BEG BALANCE	INCOME	EXPENSE	TRANSFERS	BALANCE
<b>Cash Accounts</b>					
1000-00-10 Harris - Checking	4,196.45	18.28			4,214.73
<b>Total Cash Accounts</b>	<b>4,196.45</b>	<b>18.28</b>	<b>0.00</b>	<b>0.00</b>	<b>4,214.73</b>
<b>Other Accounts</b>					
2031-00-00 Class of 2031	245.90				245.90
2032-00-00 Class of 2032	192.00				192.00
2033-00-00 Class of 2033	99.16				99.16
2034-00-00 Class of 2034	138.36				138.36
2035-00-00 Class of 2035	7.69				7.69
4100-30-00 General	1,025.31				1,025.31
6000-00-00 Interest Income	268.03	18.28			286.31
6000-30-00 Field Trip Reserve	2,220.00				2,220.00
<b>Total Other Accounts</b>	<b>4,196.45</b>	<b>18.28</b>	<b>0.00</b>	<b>0.00</b>	<b>4,214.73</b>

**ACCOUNT ANALYSIS REPORT - SUMMARY**

Date Range: 5/1/2024 through 5/31/2024

Account Range: ALL

ACCOUNT # AND DESCRIPTION	BEG BALANCE	INCOME	EXPENSE	TRANSFERS	BALANCE
<b>Cash Accounts</b>					
1000-00-10 Harris - Checking	9,189.24	39.95			9,229.19
<b>Total Cash Accounts</b>	<b>9,189.24</b>	<b>39.95</b>	<b>0.00</b>	<b>0.00</b>	<b>9,229.19</b>
<b>Other Accounts</b>					
2030-00-00 Class of 2030	117.00				117.00
2035-00-00 Class of 2035	16.00				16.00
2590-40-00 Relay for Life	1,248.02				1,248.02
4100-00-00 PBIS	3,334.98				3,334.98
4150-00-00 Math Night	108.00				108.00
4300-00-00 General Fund	970.26				970.26
5030-10-00 School Store-Inactive	269.06				269.06
5500-00-00 Staff Social Account-Inactive	1.36				1.36
6000-00-00 Interest Income	624.56	39.95			664.51
6000-30-00 Field Trip Reserve	2,500.00				2,500.00
<b>Total Other Accounts</b>	<b>9,189.24</b>	<b>39.95</b>	<b>0.00</b>	<b>0.00</b>	<b>9,229.19</b>

**ACCOUNT ANALYSIS REPORT - SUMMARY**

Date Range: 5/1/2024 through 5/31/2024

Account Range: ALL

ACCOUNT # AND DESCRIPTION	BEG BALANCE	INCOME	EXPENSE	TRANSFERS	BALANCE
<b>Cash Accounts</b>					
1000-00-10 Harris - Checking	9,790.09	144.85	1,467.24		8,467.70
<b>Total Cash Accounts</b>	<b>9,790.09</b>	<b>144.85</b>	<b>1,467.24</b>	<b>0.00</b>	<b>8,467.70</b>
<b>Other Accounts</b>					
2014-10-00 Kindergarten Grade Level Funds	753.73		139.66		614.07
2014-10-01 1st Grade Level Funds	190.01				190.01
2014-10-02 2nd Grade Level Funds	2.32				2.32
2014-10-03 3rd Grade Level Funds	253.36		101.00		152.36
2014-10-04 4th Grade Level Funds	814.59		50.56		764.03
2014-10-05 5th Grade Level Funds	993.86		457.10		536.76
2029-00-00 Class of 2029	0.45				0.45
2030-00-00 Class of 2030	20.00				20.00
2031-00-00 Class of 2031	111.00				111.00
2032-00-00 Class of 2032	88.00				88.00
3200-00-00 Media Center	91.70				91.70
3300-10-00 Student Council	210.81				210.81
3300-20-00 Perry Fundraising	2,881.82	102.00	133.52		2,850.30
3350-00-00 Kane County Cougars Grant	391.87				391.87
4100-30-00 General	381.71				381.71
4200-00-00 Perry Teacher Social Account	811.72		585.40		226.32
6000-00-00 Interest Income	825.14	42.85			867.99
6000-30-00 Field Trip Reserve	968.00				968.00
<b>Total Other Accounts</b>	<b>9,790.09</b>	<b>144.85</b>	<b>1,467.24</b>	<b>0.00</b>	<b>8,467.70</b>

**ACCOUNT ANALYSIS REPORT - SUMMARY**

Date Range: 5/1/2024 through 5/31/2024

Account Range: ALL

ACCOUNT # AND DESCRIPTION	BEG BALANCE	INCOME	EXPENSE	TRANSFERS	BALANCE
<b>Cash Accounts</b>					
1000-00-10 Harris - Checking	3,951.60	3,633.47	3,176.87		4,408.20
<b>Total Cash Accounts</b>	<b>3,951.60</b>	<b>3,633.47</b>	<b>3,176.87</b>	<b>0.00</b>	<b>4,408.20</b>
<b>Other Accounts</b>					
2031-00-00 Class of 2031	48.82	1,720.75	1,449.01		320.56
2032-00-00 Class of 2032	115.00	1,271.00	1,452.67	299.00	232.33
2033-00-00 Class of 2033	383.53				383.53
2034-00-00 Class of 2034	394.28	480.00	50.00		824.28
2035-00-00 Class of 2035	145.00	120.00	225.19		39.81
2560-30-00 Library - Birthday Books	0.08				0.08
4100-30-00 Principal Discretionary	15.97	22.00			37.97
6000-00-00 Interest Income	343.92	19.72			363.64
6000-10-00 Bank Corrections	5.00				5.00
6000-30-00 Field Trip Reserve	2,500.00			(299.00)	2,201.00
<b>Total Other Accounts</b>	<b>3,951.60</b>	<b>3,633.47</b>	<b>3,176.87</b>	<b>0.00</b>	<b>4,408.20</b>

**ACCOUNT ANALYSIS REPORT - SUMMARY**

Date Range: 5/1/2024 through 5/31/2024

Account Range: ALL

ACCOUNT # AND DESCRIPTION	BEG BALANCE	INCOME	EXPENSE	TRANSFERS	BALANCE
<b>Cash Accounts</b>					
1000-00-10 Harris - Checking	54,800.30	6,447.92	13,328.77		47,919.45
<b>Total Cash Accounts</b>	<b>54,800.30</b>	<b>6,447.92</b>	<b>13,328.77</b>	<b>0.00</b>	<b>47,919.45</b>
<b>Other Accounts</b>					
2000-10-00 Student Council	1,616.97	215.00	364.39		1,467.58
2028-00-00 Class of 2028-A	21.23				21.23
2029-00-00 Class of 2029-A	407.87				407.87
2029-10-00 Class of 2029-B	407.88				407.88
2030-00-00 Class of 2030-A	498.39				498.39
2030-10-00 Class of 2030-B	496.85				496.85
2031-00-00 Class of 2031	4,310.94		4,553.50	630.00	387.44
2032-00-00 Class of 2032	186.24		226.04	420.00	380.20
2033-00-00 Class of 2033	241.76		107.96		133.80
2034-00-00 Class of 2034	382.27				382.27
2112-00-00 Band - Middle School	433.01	346.00	412.00		367.01
2115-00-00 Music - Elementary	1,310.07				1,310.07
2150-30-00 Musicals	4,097.96				4,097.96
2151-10-00 Music Dept.	237.84	546.00			783.84
2220-10-00 Art Club	475.59				475.59
2230-10-00 Beta Club	2,775.35	5,025.00	7,503.48		296.87
2276-10-00 Field Trips	281.77				281.77
2340-10-00 Spelling Bee	46.03				46.03
2391-10-00 AVID	8,073.32		161.40		7,911.92
2392-10-00 HANDS Club	0.06				0.06
2392-20-00 Pawsitivity Pack	1,254.06				1,254.06
2393-10-00 PBIS Middle School	320.08				320.08
2393-20-00 PBIS Elementary	773.42				773.42
2481-10-00 Yearbook - MS	7,257.40	50.00			7,307.40
2482-10-00 Yearbook - ELE	1,063.39				1,063.39
2560-30-00 Birthday Book Club	3.74				3.74
2560-40-00 Library-Book Fair	6,559.22				6,559.22
2590-10-00 Boys Basketball Lions Club	0.66				0.66
2590-20-00 Girls Basketball Lions Club	36.92				36.92
2640-30-00 Science Fair	164.46				164.46
2660-00-00 Math Club	24.86				24.86
2668-00-00 Track	10.68				10.68
3250-20-10 Poms	465.42				465.42
3350-20-10 Cheerleading	960.44				960.44
3830-00-00 Basketball - Girls	27.68				27.68
3840-00-00 Basketball - Boys	0.02				0.02
3850-20-00 Wrestling	142.55				142.55
3900-20-00 Volleyball	0.50				0.50
4100-30-00 General	628.66				628.66
4105-30-00 Student Assistance Account	1,230.98				1,230.98
4400-30-00 PE - MS	74.52				74.52
4401-30-00 PE - Elementary	243.09				243.09
4480-30-00 Barb Dubow Wal-Mart	172.80				172.80
5500-10-00 Bank Correction	150.00				150.00
6000-00-00 Interest Income	4,398.35	265.92			4,664.27
6000-30-00 Field Trip Reserve	2,535.00			(1,050.00)	1,485.00
<b>Total Other Accounts</b>	<b>54,800.30</b>	<b>6,447.92</b>	<b>13,328.77</b>	<b>0.00</b>	<b>47,919.45</b>

COMMUNITY UNIT SCHOOL DISTRICT 300

**HUMAN RESOURCES REPORT**

July 23, 2024

Page 1

**ADMINISTRATORS**

None

**RESIGNATION - ADMINISTRATORS**

None

**RETIREMENT – ADMINISTRATORS**

None

**CERTIFIED PERSONNEL**

1. Recommend the following be employed by Community Unit School District 300 for the **2024-2025** school year and be compensated according to the LEAD negotiated agreement:

Name	Position	Location	FTE	Salary	Type
Addante, Alexis	School Counselor	Hampshire High School	1.0	M15 Step A	Replacement
Balsiger, Erica	2 <sup>nd</sup> Grade	Wright Elementary School	1.0	MA Step A	Replacement
Brincks, Melissa	FACS	Hampshire High School	1.0	BA Step C	Replacement
Brown, Patrick	Physical Education	Dundee-Crown High School	1.0	BA Step A	Replacement
Butcher, James	Band (.34), Choir (.33) & Orchestra (.33)	Carpentersville Middle School	1.0	BA Step A	Replacement
Delihant, Elise	3 <sup>rd</sup> Grade	Parkview Elementary School	1.0	BA Step A	Replacement
Dibek, Harris	Math	Dundee-Crown High School	1.0	BA Step A	Replacement
Erickson, Kari	School Psychologist	Dundee Highlands Elementary School (.6) & District-Wide (.4)	1.0	M45 Step L	Replacement
Flores, Mariah	Cross Categorical	Sleepy Hollow Elementary School	1.0	BA Step A	Replacement

Leave of absence requests are attached separately for Board of Education approval.

**COMMUNITY UNIT SCHOOL DISTRICT 300**

**HUMAN RESOURCES REPORT**

July 23, 2024

Page 2

<b>Name</b>	<b>Position</b>	<b>Location</b>	<b>FTE</b>	<b>Salary</b>	<b>Type</b>
Garay, Jocelyn	School Social Worker	Wright Elementary School	1.0	M30 Step A	Additional
Guzman, Linda	Cross Categorical	Jacobs High School	1.0	MA Step A	Replacement
Haefling, Morgan	Math	Hampshire High School	1.0	BA Step A	Replacement
Haworth, Ruth	Biology (.4) & Chemistry (.6)	Jacobs High School	1.0	MA Step A	Replacement
Jamrozek, Lindsay	Social Studies	Jacobs High School	1.0	BA Step A	Replacement
Johnsen, Michelle	3 <sup>rd</sup> Grade	Parkview Elementary School	1.0	MA Step A	Replacement
Limberis, Sarah	Kindergarten	Parkview Elementary School	1.0	BA Step A	Replacement
Maher, Nathan	Band	Hampshire High School	1.0	MA Step A	Replacement
Medina Villagomez, Esquipulas	5 <sup>th</sup> Grade	Wright Elementary School	1.0	BA Step A	Replacement
Meraz, Wendy	Dual Language	Lakewood Elementary School	1.0	BA Step A	Replacement
Nohe-Dirk, Alicia	8 <sup>th</sup> Grade Language Arts	Westfield Community School	1.0	M45 Step A	Replacement
Smith, Isabel	Math	Carpentersville Middle School	1.0	BA Step A	Replacement
Teele, Kelly	Math	Jacobs High School	1.0	BA Step A	Replacement
Tomasi, Amanda	FACS	Hampshire High School	1.0	BA Step A	Replacement
Welch, Nikki	School Social Worker	Algonquin Lakes Elementary School	1.0	M30 Step A	Replacement

Leave of absence requests are attached separately for Board of Education approval.

COMMUNITY UNIT SCHOOL DISTRICT 300

**HUMAN RESOURCES REPORT**

July 23, 2024

Page 3

**OTHER EMPLOYMENT – CERTIFIED PERSONNEL**

None

**RESIGNATION – CERTIFIED PERSONNEL**

1. Recommend approval of the following letters of resignation:

<b>Name</b>	<b>Position</b>	<b>Location</b>	<b>Effective</b>
Homola, Katie	Cross Categorical	Hampshire Middle School	August 8, 2024 (employee did not start 24-25 SY)
Hoth, John	Success Academy	Hampshire High School	End of the 2023-2024 school year
Martin, Erin	SPED	deLacey Family Education Center	End of the 2023-2024 school year
Mays, Lindsay	American Sign Language	Hampshire High School	End of the 2023-2024 school year
Miller, Janna	Music	Gilberts Elementary School	End of the 2023-2024 school year
Neuzil, Angela	7 <sup>th</sup> Grade Math	Dundee Middle School	End of the 2023-2024 school year
Peterson, Jill	ELA Instructional Coach	Parkview Elementary School	End of the 2023-2024 school year
Purkis, Janea	6 <sup>th</sup> Grade Math	Dundee Middle School	End of the 2023-2024 school year
Rasmussen, Patricia	Kindergarten	Neubert Elementary School	End of the 2023-2024 school year
Scarbrough, Marie	3 <sup>rd</sup> Grade	Perry Elementary School	End of the 2023-2024 school year
Wormsley III, Jimmy	Cross Categorical	Dundee-Crown High School	End of the 2023-2024 school year

**OTHER RESIGNATION – CERTIFIED PERSONNEL**

None

**RETIREMENT – CERTIFIED PERSONNEL**

None

Leave of absence requests are attached separately for Board of Education approval.

COMMUNITY UNIT SCHOOL DISTRICT 300

**HUMAN RESOURCES REPORT**

July 23, 2024

Page 4

**SUPERVISOR/MANAGER – EDUCATIONAL SUPPORT PERSONNEL**

None

**RESIGNATION – SUPERVISOR/MANAGER EDUCATIONAL SUPPORT PERSONNEL**

None

**RETIREMENT – SUPERVISOR/MANAGER EDUCATIONAL SUPPORT PERSONNEL**

None

**EDUCATIONAL SUPPORT PERSONNEL**

1. Recommend employment of the following educational support personnel:

Name	Position	Location	Hourly Rate	Type
Heine, John	Night Custodian	Hampshire High School	\$18.40	Replacement

**RESIGNATION – EDUCATIONAL SUPPORT PERSONNEL**

1. Recommend approval of the following letter of resignation:

Name	Position	Location	Effective
Crawford, Becky	Paraeducator	Algonquin Middle School	June 28, 2024

**DISMISSAL – EDUCATIONAL SUPPORT PERSONNEL**

None

**RETIREMENT – EDUCATIONAL SUPPORT PERSONNEL**

None

**COACHING/VOLUNTEER – EDUCATIONAL SUPPORT PERSONNEL**

None

Leave of absence requests are attached separately for Board of Education approval.

**COMMUNITY UNIT SCHOOL DISTRICT 300**

**HUMAN RESOURCES REPORT**

July 23, 2024

Page 5

**DISTRICT POSITION TRANSFERS**

1. Recommend position transfers of the following personnel:

<b>Current Class</b>	<b>Name</b>	<b>Current Position</b>	<b>Current Location</b>	<b>New Class</b>	<b>New Position</b>	<b>CBA/ Handbook</b>	<b>Lane- Step</b>	<b>New Location</b>	<b>Effective Date</b>
DESPA	Rosales, Roy	Custodian	CMS	Same	Head Custodian	DESPA	A, 5	DHES	July 15, 2024
DESPA	Sandoval, Wendy	Education Services Specialist	CO	Same	Administrative Assistant to the Assistant Superintendent of Education Services	DESPA	D, 3	CO	July 15, 2024

Leave of absence requests are attached separately for Board of Education approval.

**Freedom of Information  
Board Report  
July 23, 2024**

<u>FOIA#</u>	<u>Date of Request</u>	<u>Requestor</u>	<u>Subject</u>	<u>Date Completed/ STATUS</u>	<u>Time to complete in hours</u>
40-2024	5/21/2024	Jennifer McConnell <b>Navigate360</b>	<b>Commercial Purpose</b> - Requesting bid documents related to the Community Unit School District #300 dated 2/21/2024 1.) Ranking/scoring sheet of all responses received. 2.) Copies of the technical and cost proposals submitted by the top three evaluated responses. 3.) Supplemental proposal response/evaluation documents such as copies of the oral presentation slide deck prepared by vendors and vendor responses to clarification requests.	Completed 6/18/2024	1.5
41-2024	5/21/2024	Eric Ogden <b>Trafera, LLC</b>	<b>Commercial Purpose</b> - Requesting the following for the RFP - Purchase of Chromebooks and Chromebook Maintenance and Repair Services. I would like to request the scoring you assigned to each of the respondents to this bid. I would like to see your criteria for determining your short list, and your justification for only selecting the two companies CDWG & Vivacity for that list. Lastly, I would like to see your justification for choosing a model that cost the school district nearly 25% more than vendors like Trafera quoted, thus costing tax payers over \$2M more.	Completed 6/18/2024	2.5
42-2024	5/22/2024	Sheri Reid <b>Smart Procure</b>	<b>Commercial Purpose</b> - Community Unit School District No. 300 for any and all purchasing records from 3/12/2024 to current. The request is limited to readily available records without physically copying, scanning or printing paper documents. The specific information requested from your record keeping system is: 1. Purchase order number. If purchase orders are not used a comparable substitute is acceptable, i.e., invoice, encumbrance, or check number 2. Purchase date 3. Line item details (Detailed description of the purchase) 4. Line item quantity 5. Line item price 6. Vendor ID number, name, address, contact person and their email address.	Completed 6/18/2024	3
47-2024	6/20/2024	Naomi Saneda <b>Mackinac Center for Public Policy</b>	Requesting the following information: (1) The number of people (union members) who are having dues withdrawn from their paycheck. (2) The total number of people covered by collective bargaining agreements (union contracts). (3) Please provide this information for the first pay period in June of 2024.	Completed 6/24/2024	2
48-2024	6/24/2024	Jan Nohling <b>Jan Nohling Photography</b>	<b>Commercial Purpose</b> - Requesting access to records pertaining to the photography contract(s) awarded by D300 to Visual Images Photography. Specifically, I am seeking the following information: A copy of the current photography contract(s) in effect. All proposals submitted in response to the request for proposal (RFP) for the photography services. Documents detailing the selection process, including scoring sheets, evaluation criteria, and meeting minutes or notes from discussions regarding the selection of the photography vendor. Copies of any communications, including emails and letters, between the school district and the photography vendor(s) during the bidding process and the duration of the contract. Any amendments or modifications to the original contract.	Pending	



# DISTRICT 300

## COMMUNITY UNIT SCHOOL DISTRICT NO. 300 BOARD of EDUCATION MEMO

**DATE:** July 12, 2024

**TO:** Dr. Martina Smith, Superintendent  
Board of Education

**FROM:** Shelley Nacke, Assistant Superintendent  
For Education Services

<b>Presented at the following Board Meetings</b>	
<b>Board Operations Committee</b>	
<b>Policy/Legislative</b>	
<b>School Utilization</b>	
<b>BOE 1<sup>st</sup> Reading</b>	7/23/2024
<b>BOE 2<sup>nd</sup> Reading</b>	7/23/2024

**SUBJECT:** Hearing Program & Lease Agreement (Renewal)

### **Background**

Since May 2016, we have partnered with Northwestern Illinois Association for a Deaf and Hearing Program. In addition to those services, we provide classroom space and support for the program, which serves D300 students and students in our surrounding communities. This agreement is for the renewal of those services received from NIA for D300 deaf and hard-of-hearing students and for the space and support provided to NIA from D300. Students in this program are serviced at Westfield Community School, Hampshire Middle School, and Hampshire High School.

### **Administrative Recommendation**

The Administration recommends approving the revised NIA Hearing Program Agreements as presented. CUSD300 will continue to monitor space availability, which is the rationale for the 1-year agreement.

### **Fiscal Impact**

There is no fiscal impact to D300 as this is a lease and cooperative services agreement. D300 invoices NIA for facility lease, supplies, and services. D300 students who attend the NIA Deaf and Hard of Hearing Program are accounted for in the normal outplaced tuition process.

**LICENSE AGREEMENT BETWEEN THE  
BOARD OF EDUCATION OF COMMUNITY UNIT SCHOOL DISTRICT NO. 300  
AND NORTHWESTERN ILLINOIS ASSOCIATION**

**THIS LICENSE AGREEMENT ("Agreement")** is made as of the 1st day of July 2024 by and between the Board of Education of Community Unit School District No. 300, Kane, DeKalb, Cook and McHenry Counties, Illinois ("**District 300**") and the Northwestern Illinois Association, DeKalb County, Illinois ("**NIA**"). NIA and District 300 shall be referred collectively as the "Parties".

**WITNESSETH:**

**WHEREAS**, District 300 is the owner of certain real property; and

**WHEREAS**, NIA desires to use certain portions of District 300's property for a fee; and

**WHEREAS**, District 300 wishes to permit NIA to use a portion of its property in accordance with the terms and conditions of this Agreement; and

**WHEREAS**, the Parties desire to enter into a written agreement defining their rights, duties and liabilities with respect to the granting of licenses to NIA for the locations identified on Exhibit A attached hereto and incorporated herein (collectively, the "**Premises**").

**NOW, THEREFORE**, based upon the terms and conditions contained herein and the mutual consideration of the parties, the sufficiency of which is expressly acknowledge by the parties, it is hereby agreed as follows:

1. **Incorporation of Preambles**. The preambles are incorporated into and made a part of this Agreement.

2. **Premises**. District 300 hereby grants NIA an exclusive non-permanent license to utilize the Premises specifically identified on attached Exhibit A. The license shall only be exclusive to NIA during its actual use of the Premises. NIA shall also have access to all common areas in which the Premises are housed, including, but not limited to, the restrooms, kitchen, cafeteria, and teacher and staff workrooms. Further, NIA shall be entitled to use of District 300's parking lots at the various Premises while using the Premises for the permitted uses hereunder.

3. **Term**. This Agreement shall commence on July 1, 2024 and shall continue until June 30, 2025.

4. **Fee**. NIA agrees to pay a fee, on a quarterly basis, for its use of the Premises at the rate of \$16.59 per square foot ("**Fee**"). The square footage of the Premises provided under this Agreement is set forth on Exhibit A. All invoices shall provide sufficient detail indicating the nature of the charge and the basis for the charge. NIA shall make payments in accordance with the Illinois Local Government Prompt Payment Act (50 ILCS 505/1 et seq.). If NIA disagrees with the total square footage of any Premises, it shall notify D300 thereof and the Parties shall

mutually agree on the disputed square footage of the Premises in question.

5. **Use.** The Premises shall be used for either special education services or office purposes (the classrooms shall be used for special education purposes and the office shall be used for office purposes). NIA shall restrict its use to such purposes and shall not use or permit the use of the Premises for any other purpose, while NIA is in actual possession of the Premises, without the written consent of District 300. Access to the Premises shall be available to NIA during normal school hours and as the office requires. District 300 shall at all times retain the right to inspect the Premises.

6. **Sublet and Assignment.** NIA shall not sublet the Premises or any part thereof, nor assign this Agreement without prior written consent of District 300.

7. **Utilities and Maintenance.** District 300, at no additional cost to NIA, shall furnish and supply the following to or in the Premises:

- a. All air conditioning (in those portions of the Premises that have central air conditioning) and heat reasonably required therein;
- b. All hot and cold water reasonably required therein;
- c. All electricity reasonably required therein; and
- d. Wi-Fi.

NIA shall assume the costs of all service charges associated with the operation of telephone services on the Premises used by NIA.

District 300 shall provide daily custodial services, garbage disposal, painting and window repair, including broken windows, district owned HVAC system repairs and general building maintenance (the aforementioned services are hereinafter collectively referred to as "**Custodial Services**"). District 300 shall have a custodian on duty to provide Custodial Services from 8:00 A.M. to 3:30 P.M. on all days when school is in session.

8. **Government Regulations and Laws.**

8.1 NIA shall not use or occupy the Premises contrary to any applicable statutes, rules, orders, ordinances, requirements or regulations or in any manner which would violate any certificate of occupancy affecting the same, or which would cause structural injury to the improvements or cause the value or usefulness of the Premises or any part thereof to diminish, or which would constitute a public or private nuisance or waste. District 300 shall be responsible for any and all costs for bringing the Premises into compliance with the Americans with Disabilities Act (42 U.S.C. Sec. 12101 et seq.) and thereafter maintaining the Premises in compliance with the Act. Furthermore, District 300 shall also be responsible for ensuring the Premises comply with all other applicable laws, rules, regulations and ordinances, specifically including, but not limited to, the applicable Illinois Health and Life Safety Code.

8.2 Further, the Parties shall comply with all applicable laws, ordinances, rules, regulations and codes, including but not limited to, the requirements of the Illinois Human

Rights Act, 775 ILCS 5/1-101 et seq. and the provision of sexual harassment policies and procedures pursuant to Section 2-105 of that Act as well as Section 750.10 and Appendix A of the regulations of the Illinois Department of Human Rights, 44 Ill. Admin. Code 750.10, 750. Appendix A. The Parties also agree to comply with all federal Equal Employment Opportunity Laws, including, but not limited to, the Americans with Disabilities Act, 42 U.S.C. Section 12101 et seq., and rules and regulations promulgated thereunder.

9. **Alterations.** NIA shall make no alterations to the Premises without prior approval of District 300.

10. **Insurance.** District 300 agrees to maintain insurance for the Premises; however, to the extent that NIA has insurance coverage for any loss for which NIA is responsible, NIA's insurance shall be primary to the extent permitted under the applicable insurance policy without invalidating or diminishing any insurance coverage thereunder. NIA shall provide at its own cost and expense, or NIA shall maintain for the term of this Agreement commercial general liability insurance in the minimum amount of \$1,00,000 per occurrence and \$2,000,000 in the aggregate.

11. **Condition of Premises.** NIA has inspected the Premises and accepts the same in the current condition.

12. **Care of Premises.** NIA shall be responsible for damage done to the Premises, including, but not limited to, furniture or equipment located in the Premises, which is caused directly by NIA's employees, agents, invitees or students, normal wear and tear excepted.

13. **Notices.** All notices required hereunder shall be in writing. They shall be effectively served by certified mail or personal delivery to the main office of NIA or District 300.

14. **Default.** If either party defaults in any of its obligation under this Agreement, then, the non-defaulting party shall provide the defaulting party within thirty (30) days written notice of said default. If the default has not been fully remedied within thirty (30) days of the receipt of the notice, or, in the event the default is of such a nature that it cannot reasonably be remedied within ten (10) days, the defaulting party has failed to take action to remedy the default within said thirty (30) days, the non-defaulting party shall be entitled to take such action as may be permitted in law or equity to enforce its rights hereunder.

15. **Successors and Assigns.** The terms of this Agreement shall be binding upon and inure to the benefit of the respective parties hereto their heirs, administrators or executors, successors and assigns.

16. **Complete Understanding.** This Agreement contains the complete understanding between the parties and no oral representations, promises, or undertakings shall affect, vary, alter, or modify the terms of this document.

17. **Real Estate Taxes.** District 300 represents and warrants that the Premises are

exempt from real estate taxes. To the extent that the Premises becomes subject to real estate taxes as a result of this Agreement, such taxes shall be the responsibility of District 300.

**IN WITNESS WHEREOF**, District 300 and NIA have caused this Agreement to be executed as of the day and year first above-written.

**BOARD OF EDUCATION OF COMMUNITY  
UNIT SCHOOL DISTRICT NO. 300, KANE,  
DEKALB, COOK AND MCHENRY  
COUNTIES, ILLINOIS**

By: \_\_\_\_\_

Print Name: \_\_\_\_\_

Title: \_\_\_\_\_

**NORTHWESTERN ILLINOIS ASSOCIATION**

By: \_\_\_\_\_

Print Name: \_\_\_\_\_

Title: \_\_\_\_\_

**BOARD OF EDUCATION, SYCAMORE  
COMMUNITY UNIT SCHOOL DISTRICT  
427, DEKALB, ILLINOIS (Administrative  
District)**

By: \_\_\_\_\_

Print Name: \_\_\_\_\_

Title: \_\_\_\_\_

1249882.



# DISTRICT 300

## COMMUNITY UNIT SCHOOL DISTRICT NO. 300 BOARD of EDUCATION MEMO

**DATE:** July 16, 2024

**TO:** Dr. Martina Smith, Superintendent  
Board of Education

**FROM:** Jonathan Mickle,  
Director of Facilities

<b>Presented at the following Board Meetings</b>	
<b>Board Operations Committee</b>	7/16/2024
<b>Policy/Legislative</b>	
<b>School Utilization</b>	
<b>BOE 1<sup>st</sup> Reading</b>	7/23/2024
<b>BOE 2<sup>nd</sup> Reading</b>	7/23/2024

**SUBJECT:** Change Order Approval (JHS Sanitary Line & Auditorium Aisle Lighting)

### Change Order for JHS Toilet Room Renovation

#### Background

During the design phase of the toilet room renovation, the design team from Dewberry and Elara requested a scoping of the existing underground sanitary line to assess its condition and size. This was necessary because additional plumbing fixtures required a 6" diameter sanitary line. Lamp Inc. tasked Hartwig Plumbing, a contractor frequently used for D300 plumbing projects, with performing the scoping. We received confirmation on December 14, 2022, that the main sanitary line was 6" in diameter.

Based on this information, the design team proceeded to redesign the toilet rooms and added additional plumbing fixtures, assuming the 6" sanitary line was sufficient. However, once excavation began, it was discovered that the existing main line was a 4" diameter sanitary line. The design team recalculated the plumbing fixture requirements and confirmed that a 6" sanitary line was necessary.

The design team then determined the most appropriate route through the building to minimize disruption and connect to the 6" sanitary pipe at the existing exterior sanitary utility hole.

### Change Order for JHS Sanitary Line

The following change order is needed for the flooring and plumbing work at Jacobs High School:

- **General Trades - Manusos General Contracting:** \$10,000
- **Flooring - Douglas CarpetOne:** \$26,875
- **Plumbing - Abitua Sewer, Water & Plumbing:** \$70,000
- **Construction Mgmt Fee - Lamp:** \$3,741
- **Architect Fee - Dewberry:** \$9,955

### Administrative Recommendation

Following the procedure for change orders, Board Member Christine Birkett approved this change order.

### Fiscal Impact

The fiscal impact of these changes totals \$120,571.

## **Change Order for JHS Auditorium Renovation**

### **Background**

During the beginning of construction on the JHS Auditorium, it was determined that excavating the flooring for the conduit would require new carpeting. The aisle lighting strips installed over the existing carpet only operated at 75% efficiency and were incompatible with removing sections and splicing into the existing system. Therefore, removing and replacing the aged aisle lighting in the space became necessary.

### **Change Order for JHS Auditorium Aisle Lighting**

The following change order is needed for the Auditorium Aisle lighting work at Jacobs High School:

- **Electrical Services - Associated Electric: \$44,733**

### **Administrative Recommendation**

Following the procedure for change orders, Board Member Christine Birkett approved this change order.

### **Fiscal Impact**

The fiscal impact of these changes totals \$44,733.

### **Total Fiscal Impact:**

The combined fiscal impact of both change orders is \$165,304 and will be funded through the summer projects' allowance.



**Community Unit School District 300  
2023 Summer Renovations BR2**



**JHS Sanitary Line - Change Order Budget**

**June 27, 2024**

PKG #	Trade Package	Trade Contractor	Budget
06A-2	Gen'l Trades (incl conc, masonry, steel, paint)	Manosos General Contracting	\$ 10,000
09F-2	Flooring	Douglas CarpetOne	\$ 26,875
22A-2	Plumbing	Abitua Sewer, Water & Plumbing	\$ 70,000
		<b>SUBTOTAL</b>	<b>\$ 106,875</b>
		Construction Management Fee (3.5%)	\$ 3,741
		<b>SUBTOTAL</b>	<b>\$ 110,616</b>
		Dewberry Architects Fee	\$ 9,955
			<b>\$ 120,571</b>



Lamp Incorporated  
460 N. Grove Avenue  
Elgin, Illinois

Project: 16764 - D300 - 2023 BR2 - Dewberry - JHS, WCS, EES  
D300 - 2550 Harnish Dr  
Algonquin, Illinois 60102

### Potential Change Order #030: Jacobs HS Auditorium Aisle lighting

<b>TO:</b> CUSD300 2605 Bunker Hill Drive Algonquin Illinois, 60102		<b>FROM:</b> Lamp Incorporated 460 N. Grove Avenue Elgin Illinois, 60120	
<b>PCO NUMBER/REVISION:</b>	030 / 0	<b>CONTRACT:</b>	1 - 16764 - D300 - 2023 BR2 - Dewberry - JHS, WCS, EES
<b>REQUEST RECEIVED FROM:</b>	Anthony Schnulle (Associated Electrical Contractors, LLC)	<b>CREATED BY:</b>	Jay Schaack (Lamp Incorporated)
<b>STATUS:</b>	Pending - In Review	<b>CREATED DATE:</b>	7/3 /2024
<b>REFERENCE:</b>		<b>LOCATION:</b>	JHS Auditorium

**CHANGE REASON:** Project necessity

**POTENTIAL CHANGE ORDER DESCRIPTION:** *(The Contract Is Changed As Follows)*

This PCO is regarding the necessary aisle lighting replacement at the JHS Auditorium. This change was necessary due to the existing system only being 75% functional before construction and having to remove sections during our construction processes. The age of the existing system did not allow us the ability to splice new sections into the existing system, therefore a total replacement was necessary. This costs will be funded from allowance.

**ATTACHMENTS:**

[Change Request 3 Aisle and Step Lighting at Jacobs H.S. w backup.pdf](#)

#	Cost Code	Description	Type	Amount
1	26-26A-01A - Electrical Allowance	Associated Electric - Allowance for aisle lighting at JHS Auditorium	Commitment	\$ 44,733.00
<b>Subtotal:</b>				\$44,733.00
<b>Grand Total:</b>				<b>\$44,733.00</b>

7/3/24

SIGNATURE

DATE

SIGNATURE

DATE



PO Box 39 Woodstock, IL 60098  
www.associated-electrical.com

Phone: 815-337-6600  
Fax: 815-337-6560

**Change Request**

To: Jay Schaack  
Lamp, Incorporated  
460 N. Grove Avenue  
P.O. Box 865  
Elgin, IL 60121-0865  
Ph: 847-741-7220 Fax: 847-741-9677

Number: 3  
Date: 6/21/24  
Job: 10-24-3506 D300 Summer 24/25 Theater Reno

Description: Aisle and Step Lighting at Jacobs H.S.

We are pleased to offer the following specifications and pricing to make the following changes:  
Installation of new Aisle and step lighting in Jacobs Auditorium. Non-illuminated carpet trim is not included. Aisle and step lighting in areas indicated in sketch provided from Owner/Architect.  
System to be tied to dmx controls and interfaced into new theater lighting controls. Existing aisle lighting controls to be eliminated.  
All labor is factored to be during normal working hours. If work is to be performed outside of normal working hours due to schedule concerns, or impact to base contact work, additional cost is not included.  
Material has a 4-6 week lead time from release.

The total amount to provide this work is ..... ~~\$51,442.95~~  
(Please refer to attached sheet for details.) **\$44,733**

If you have any questions, please contact me at 815-337-6600.

The undersigned acknowledge that by signing this change request, the respective duly authorized representatives are creating a valid and binding contract ("agreement") as of the effective date signed. Also note that no work will be done until this is signed and returned to Associated Electrical Contractors, Inc.

Agreed understood and acknowledged:

By: \_\_\_\_\_  
Signature of Authorized Representative Date

Submitted by: Dan Niespodzianski  
Associated Electrical Contract



PO Box 39 Woodstock, IL 60098  
www.associated-electrical.com

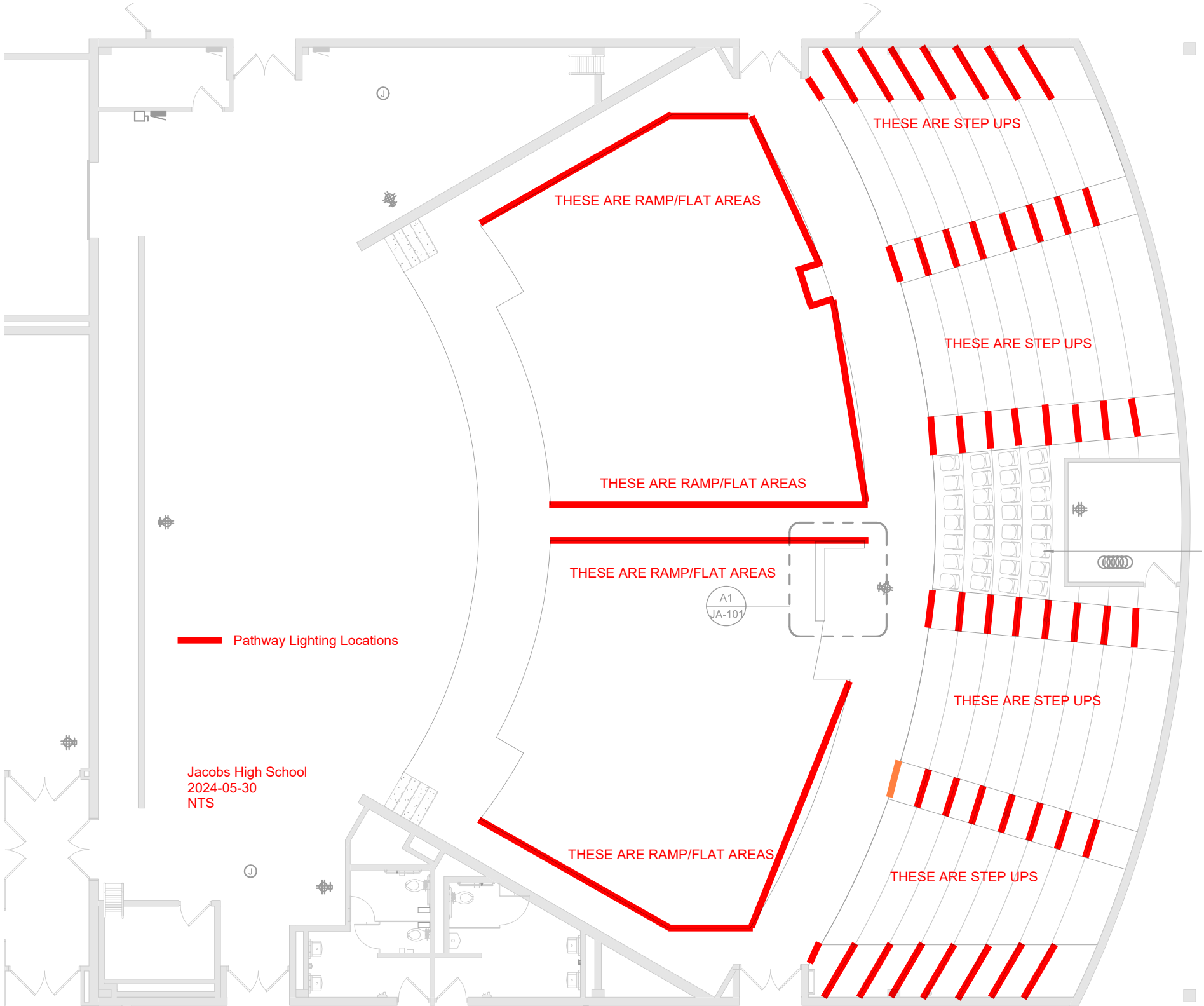
Phone: 815-337-6600  
Fax: 815-337-6560

Change Request 3 Price Breakdown  
Continuation Sheet

**Description:** Aisle and Step Lighting at Jacobs H.S.

Description	Labor	Material	Equipment	Subcontract	Other	Price
ALL LABOR	\$19,690.00					\$19,690.00
MATERIAL		\$1,103.00				\$1,103.00
		\$23,940.00				\$23,940.00

				<b>Subtotal:</b>	<b>\$44,733.00</b>
	Markup	<del>\$44,733.00</del>	<del>10.00%</del>		<del>\$4,473.30</del>
	Overhead	<del>\$44,733.00</del>	<del>5.00%</del>		<del>\$2,236.65</del>
				<b>Total:</b>	<del><b>\$51,442.95</b></del>
					<b>\$44,733</b>



THESE ARE RAMP/FLAT AREAS

THESE ARE STEP UPS

THESE ARE STEP UPS

THESE ARE RAMP/FLAT AREAS

THESE ARE RAMP/FLAT AREAS

A1  
JA-101

THESE ARE STEP UPS

THESE ARE RAMP/FLAT AREAS

THESE ARE STEP UPS

Pathway Lighting Locations

Jacobs High School  
2024-05-30  
NTS

	Description	Quantity	Total Material	Total Hours
1	3/4" EMT CONDUIT	130	133.06	5.20
2	3/4" EMT STL SS CONN	8	1.79	0.10
3	3/4" EMT STL SS CPLG	13	3.59	0.16
4	3/4" PVC	100	92.69	2.75
5	#14-1PTWISTEDCABLE	1,000	400.00	6.00
6	4x1 1/2" SQ BOX COMB KO	4	5.64	0.72
7	4" SQ BLANK COVER	4	2.12	0.12
8	3/16x1 1/4 HEX HEAD CONCRETE S	753	274.24	39.91
9	812M24 1/2-3/4" CONDUIT 1/4" FLNG	14	30.76	0.46
10	M24S HAMMER-ON 1/4" CLIP + STUD	4	5.77	0.12
11	SMS8 #8x 1/2" WAFER HEAD SHEE	8	0.60	0.12
12	ROPE LIGHT PER FT	494	0.00	74.10
13	FLOOR CAULK	65	152.75	19.50
14	AISLE LIGHT DEMO	1	0.00	16.00
15	Aisle light Terminations	52	0.00	13.00
16	120-24V TRANSFORMER	4	0.00	0.40
	Totals	2,654	1,103.00	178.66



# DISTRICT 300

## COMMUNITY UNIT SCHOOL DISTRICT NO. 300 BOARD of EDUCATION MEMO

**DATE:** July 23, 2024

**TO:** Dr. Martina Smith, Superintendent  
Board of Education

**FROM:** Shelley Nacke, Asst. Superintendent  
For Education Services

<b>Presented at the following Board Meetings</b>	
<b>Board Operations Committee</b>	
<b>Policy/Legislative</b>	
<b>School Utilization</b>	
<b>BOE 1<sup>st</sup> Reading</b>	7/23/2024
<b>BOE 2<sup>nd</sup> Reading</b>	7/23/2024

**SUBJECT:** Education Services Software Contract (Renewal)

### Background

District 300 Education services teachers have been using this software to increase compliance, student outcomes and parent communication and collaboration. N2Y with Unique Learning System assists us to:

- Synchronize the entire IEP team with automated daily data to streamline reporting, maintain compliance, and drive decisions.
- Empower teachers with differentiated lessons and behavior management tools to ensure students master their state’s extended standards and demonstrate measurable results.
- Build positive family relationships and involvement through transparent school-to-home communication, timely reporting, and dedicated parent resources to improve student outcomes and minimize due process.
- Empower students to chart their own course to academic success with access to extended learning standards and the same concepts as their peers in general education

### Administrative Recommendation

The Administration recommends approval of the contract.

### Fiscal Impact

The FY25 cost of renewal is \$45,224.10 from IDEA Grant funds.



Quote No.	Opportunity No.	Date
Q-160896	OPP-392550	6/11/2024

Remit To	Contact Info
n2y, LLC PO Box 550 Huron, OH 44839	Christina Wochner christina.wochner@d300.org

Bill To	Ship To
Community Unit School District 300 2550 Harnish Drive Algonquin, Illinois 60102	Community Unit School District 300 2550 Harnish Drive Algonquin, Illinois 60102

Date	Payment Terms	RFP / Contract #	Purchase Order
6/11/2024	Net 30		

Qty	Item	Description	Type	Sub No.	Sub Start Date	Sub End Date	Unit Cost	Amount
45	ULS	Unique Learning System®	Renewal	34691	8/17/2024	8/16/2025	\$754.99	\$33,974.55
45	NWS	News2you™	Renewal	34681	8/17/2024	8/16/2025	\$249.99	\$11,249.55

Thank you for your business! In need of additional assistance? Please call us at (419) 433-9800 or (800) 697-6575.

Sub-Total: \$45,224.10  
Sales Tax: \$0.00  
Total: \$45,224.10

**Please Note:**

1. This Quote, exclusive of sales tax, is valid for 90 days. Purchase orders or payments via credit card must be received within 90 days from the date of this Quote to guarantee the listed price.
2. Multi-year Quotes require full payment of the Quote amount up front.
3. Prices are subject to change without notice. All orders are subject to our standard terms and conditions. ([Terms of Use & Privacy Policy](#))
4. n2y accepts ACH Payments, checks, or credit cards for all orders.
5. If paying by credit card for a quote without an invoice,
  - Orders greater than \$5,000 will include a 4% processing fee
  - Credit card payments CANNOT be processed via phone or email. They can only be processed through our online store via a link.
  - Reach out to your Sales Representative to request a link to pay.
6. Your Sales Representative would be happy to address any questions you might have regarding these policies.



Quote No.	Opportunity No.	Date
Q-160896	OPP-392550	6/11/2024

NOTE: Your order/Quote will not be processed until we receive a copy of your purchase order. Tax exempt organizations must include a copy of your state tax exempt form with your purchase order. All orders without a state tax exempt form will be charged sales tax at the applicable state rate.

There are four ways to process this Quote:

1. **Preferred:** Email your purchase order along with a copy of your Quote to [sales@n2y.com](mailto:sales@n2y.com) or to your Sales Representative. **Email will result in faster processing.**
2. Fax your purchase order and a copy of your Quote to **(419) 433-9810**.
3. To request to use a credit card for payment, contact your n2y Sales Representative via the email address listed below.
4. Mail your purchase order to the address below. Be sure to attach a copy of this Quote or reference **Quote Number Q-160896** on the purchase order.

n2y, LLC  
PO Box 550  
Huron, OH 44839

**n2y Math Manipulatives and Paper Kits are subject to availability.**

ULS printed books will be in stock and available for shipping on July 15, 2024. Purchase orders can be submitted at any time but will not be invoiced and fulfilled until product is on hand in the warehouse.

**Cancellation of training day(s) requires a 30 day notification. Failure to cancel within 30 days of initial training date may result in a cancellation fee of up to 50%.**

For additional assistance with your order, please call n2y at (419) 433-9800 or (800) 697-6575.

Sincerely,

Christine Doody  
Account Executive  
[cdood@n2y.com](mailto:cdood@n2y.com)  
(419) 433-9800 ext. 1194

Welcome to the n2y LLC and related companies and subsidiaries (which together with each company's shareholders, members, directors, officers, employees, and agents are herein collectively called "n2y") website. Access to, and use of, this website and its accompanying materials and content is subject to the terms and conditions listed below (the "Agreement"). Please read and review carefully these terms and conditions which govern your use of this website and its accompanying materials and content. Your use of this website and its accompanying materials and content signifies your binding consent to this Agreement. This Agreement supersedes all previous representations, understandings, or agreements regarding the information contained herein.

## MODIFICATIONS

n2y may revise this Agreement from time to time as a result of changes in applicable law, regulations, product and service offerings or n2y operations. Revisions to this Agreement when possible will be posted on this website approximately 30 days in advance. You will be prompted to review and acknowledge your consent to this Agreement if any revisions have been made before using this

## COPYRIGHT

© All material and content on this website is under the copyright of News-2-You, Inc. (1997–2023) and n2y LLC (2020–2023). Only employees of n2y, authorized n2y subscribers (including, but not limited to, teachers and students), authorized n2y vendors and such other persons as n2y may designate, in its sole discretion from time to time ("Authorized Users"), may utilize this website and its accompanying materials and content. Authorized Users may download copyrighted material for their own use only. No part of this website and its accompanying materials and content, including the stories, reports, recipes, jokes, or pictures, may be reproduced for sale and sale is strictly prohibited.

© SymbolStix pictures are under the copyright of n2y LLC. These pictures are uniquely drawn icons that represent words. These icons are drawn in a simplistic way so students can understand the meaning of words. There are many characteristics and logos included in the SymbolStix pictures. These characters and logos are flat representations that can be used for communication and instruction and can be copied for these purposes only. These characters and logos may not be reproduced for sale and sale is strictly prohibited.

**WARNING:** This website and all accompanying materials and content are protected by applicable copyright law and international treaties. Unauthorized reproduction, distribution or use of materials or content may result in civil and/or criminal penalties and will be prosecuted to the maximum extent permitted under applicable law. You may not: (1) rent, lease or sublicense the online subscription service, materials or content; or (2) decompile, reverse assemble or reverse engineer the online subscription service.

## DISCLAIMER OF WARRANTIES

This website and its accompanying materials and content (including instructions for use) are provided "as is" and "as available" and without representations or warranties of any kind, either express or implied, including, but not limited to, implied warranties of merchantability, fitness for a particular purpose and non-infringement. No oral or written information or advice given by n2y shall create a warranty and you may not rely on any such information or advice.

## LIMITATION OF LIABILITY

n2y does not warrant, guarantee, or make any representations regarding the use, or the results of use, of this website and its accompanying materials and content in terms of correctness, accuracy, reliability, currentness, or otherwise. The entire risk as to the results and performance of this website and its accompanying materials and content is assumed by you. If this website and its accompanying materials and content are defective, n2y's sole responsibility shall be the replacement of the defective subscription, materials or content and you shall have no further remedy relating to the defect.

n2y shall not be liable for any direct, indirect, incidental, special, consequential or exemplary damages, including, but not limited to, damages for loss of profits, goodwill, use, data or other intangible losses (even if n2y has been advised of the possibility of such damages), resulting from: (a) the use of or the inability to use this website and its accompanying materials and content; (b) the cost of procurement of substitute goods and services resulting from any inability to use this website and its accompanying materials and content; (c) unauthorized access to or alteration of your transmissions or data; (d) statements or conduct of any third party on this website or its accompanying materials and content; or (e) any other matter relating to this website and its accompanying materials and content.

n2y's products and services are controlled and operated from US-based facilities and it makes no representations that they're appropriate or available for use in other locations. If you access or use the services from other jurisdictions, you understand that you're entirely responsible for compliance with all applicable international, United States and

local laws and regulations, including but not limited to export and import regulations. n2y does not target marketing campaigns or other marketing activities to individuals or organizations outside of the US. n2y is committed to protecting its subscribers' personally identifiable information ("PII") as detailed in this Agreement.

## CONFIDENTIALITY

This website and its accompanying materials and content contain information and images confidential and proprietary to n2y, including, but not limited to, marketing information, product information, advertising and teacher and student data ("Confidential Information"). Accessing, using, copying, distributing, disseminating and changing Confidential Information is subject to n2y policies, restrictions and procedures regarding confidentiality, including, but not limited to, the policies set forth herein.

Only Authorized Users may access and/or use the Confidential Information contained on this website. If you have accessed this website and its accompanying materials and content without authorization, you are unlawfully and wrongfully doing so. By proceeding to use this website and its accompanying materials and content, you represent that you are an Authorized User and that you have no personal or proprietary interest in the Confidential Information. If you do not agree to such terms, you are prohibited from using and accessing this website and its accompanying materials and content.

You have been given access to the Confidential Information based upon your representation that you have a need for such access and that you will only use such Confidential Information for authorized use. You shall not allow any unauthorized person or entity access to this website and its accompanying materials and content (including, but not limited to, the Confidential Information) under your personal username and/or security password. You understand that any violation of these terms could result in disciplinary, legal and/or other action against you. You assume any and all liability for the acts of any unauthorized user to whom you provided access to this website and its accompanying materials and content.

If disclosure of any of the Confidential Information is requested pursuant to any subpoena or as part of any legal proceeding, deposition or cause of action, you will assert the privilege applicable to confidential business and proprietary information and will refuse to respond (to the fullest extent allowed by law). You will promptly advise your employer (or the party providing you with access to this website and its accompanying materials and content) and n2y in writing of any such request for disclosure.

Unless otherwise prohibited by law, you agree to indemnify and hold harmless n2y from and against all liabilities, injuries, damages, losses, costs (including, but not limited to, court costs and attorneys' fees), fines, penalties and expenses directly or indirectly resulting from the input of unsolicited Confidential Information saved in free-form text entry fields by yourself or any other person authorized to enter information on your behalf.

## USAGE POLICY

Authorized Users may use the materials and content and the Confidential Information on this website solely for their personal use. Accessing, using, copying, distributing, disseminating and/or changing Confidential Information is subject to your underlying agreement with n2y and your compliance with this Agreement. Failure to comply with your underlying agreement with n2y or this Agreement may subject you and/or your company to immediate termination of access rights to this website and its accompanying materials and content and/or any other actions n2y may deem appropriate. Upon expiration of your subscription, all Authorized User accounts associated with your subscription will be automatically inactivated.

Authorized Users include (but are not limited to) service providers and students with a student login credential. Deactivation of a customer's account will also deactivate any associated authorized users including service provider and student login credentials.

Please note that with respect to usage of Unique Learning System®, News2you®, SymbolStix PRIME®, L Skills® and Positivity®, the maximum number of students that may utilize the materials and content under a single license is 15. A single Unique Learning System® license is also grade band specific. With respect to the usage of Polaris®, one license includes access for one service provider (IEP Lead) to produce support plans for students. Sold in packs of 10 student licenses. An Inspire® student license includes a single student login and access for the student's service provider. Sold in packs of 10 student licenses.

## DATE OF COMMENCEMENT OF SUBSCRIPTION

You have the option to delay commencement of your subscription to a date no later than 90 days from the date of said agreement. If a delayed commencement of subscription date is not elected and actually selected and identified on the date of your underlying agreement with n2y, your subscription shall be effective immediately.

## SUBSCRIPTION EXPIRATION, RENEWAL AND APPLICABLE GRACE PERIOD

Certain n2y product subscriptions are eligible for autorenewal if purchased in the n2y store for individual use via credit card. If you purchase an eligible product subscription, you will be notified of the renewal 30 days prior to the expiration of the same. If you would like to opt out of autorenewal, you can do so by setting the autorenewal flag to "no" in the n2y store prior to the subscription anniversary date. The remainder of n2y product subscriptions are not eligible for autorenewal and a renewal order will need to be placed by the customer before the subscription expiration to continue service.

Payment of your subscription fee must be made in full at the time of your renewal. If you are unable to pay the renewal fee in full at the time of your renewal, you may contact n2y to request a 30-day grace period (which may be granted or denied in n2y's sole discretion). In the event you fail to pay your renewal fee in full within any agreed-upon grace period, your account shall terminate effective immediately. You will be charged a prorated renewal fee for your subscription access during the grace period in accordance with the terms and conditions of your underlying agreement with n2y if your account is terminated for nonpayment of the renewal fee. You will be invoiced for this prorated renewal fee and payment is due upon receipt.

**PLEASE NOTE: THE GRACE PERIOD IS A PART OF YOUR YEAR-LONG SUBSCRIPTION AND NOT AN EXTENSION OF SUCH SUBSCRIPTION.**

## PRIVACY AND SECURITY

Generally, n2y employs commercially reasonable security measures that comply, in n2y's reasonable discretion and interpretation, with all applicable Federal and state laws and regulations regarding data privacy and security, including but not limited to the Family Educational Rights and Privacy Act ("FERPA") and the Children's Online Privacy Protection Act of 1998 ("COPPA"). These measures include appropriate administrative, physical, and technical safeguards to secure data from unauthorized access, disclosure, alteration and use. n2y will conduct periodic risk assessments and remediate any identified security vulnerabilities in a timely manner. Except as expressly provided in this Agreement, neither n2y nor its successors or assigns shall have any liability for the breach of its privacy and security measures or the integrity of its hosting services, unless caused by the willful misconduct of n2y. n2y expressly disclaims any warranty that data exchanges are or will be secure.

Data residing on the n2y server is password protected, and account access is provided only to Authorized Users. However, the safety and security of your data also depends on you. You should not upload or send to n2y sensitive information via email, as this is not secure. You are also responsible for keeping account usernames and passwords confidential. Please notify n2y if you become aware that data has been lost, stolen, or

used without permission; n2y may disable access to an account in order to prevent an unauthorized third party from obtaining access to the same.

## THIRD PARTIES

n2y will not distribute or otherwise disclose PII to a third party that is not involved with providing the contracted services without the prior written consent of an applicable customer. n2y does not sell PII to third parties. n2y shall ensure that any third party that handles PII agrees to comply with this Agreement.

## TRACKING PIXELS AND PRIVACY STATEMENT

We use tracking pixels, such as Google Analytics, LinkedIn and Facebook, on our marketing website solely to enhance our customers' e-commerce experience. These tools help us refine our marketing strategies and improve website content.

However, we do not use tracking pixels on our consumer-facing websites because we prioritize your privacy and the protection of your Personally Identifiable Information (PII).

## FERPA AND PII

FERPA protects the privacy interests of students in their education records. It controls the disclosure of a student's PII from education records without the consent of the parent or eligible student. Per Federal regulation, PII includes (but is not limited to) a student's name, the name of the student's parent or other family members, the address of the student or student's family, a personal identifier, such as the student's social security number, student number, or biometric record, indirect identifiers, such as the student's date of birth, place of birth, and mother's maiden name, other information that, alone or in combination, is linked or linkable to a specific student that would allow a reasonable person in the school community, who does not have personal knowledge of the relevant circumstances, to identify the student with reasonable certainty, or information requested by a person who an educational agency or institution reasonably believes knows the identity of the student to whom the education record relates. Examples of the types of PII, student data and other data that n2y may acquire include: name, student number, picture, level, gender, birthday, parent/guardian name, address, phone, login, and more.

It is n2y's policy to limit access to this website and its materials and content through secured interfaces that require user authentication and to have in place reasonable support measures to protect PII.

Some n2y solutions may offer a feature that permits Authorized Users to share limited content with other members of their subscription group or in certain circumstances with members outside a subscription group if the feature is enabled by the Authorized User. Please be aware that you are responsible to determine the appropriateness of the content, including, but not limited to, any PII, that you decide to share via these features and for obtaining the appropriate consents where required.

## COPPA

The Children's Online Privacy Protection Act of 1998 ("COPPA") regulates the online collection, use and/or disclosure of personal information from and about children under the age of 13 on the internet. This notice is meant to inform you, the parents, of n2y's practices regarding its collection, use and/or disclosure of personal information from such children. Please note: If there is ever a material change in our collection, use and/or disclosure practices to which you have previously consented, this notice will be updated accordingly and provided again to you.

n2y may have collected your online contact information from your child, and, if such is the case, your name and/or the name of your child, in order to obtain your consent as required under COPPA. Your consent is required for n2y's collection, use and/or disclosure of your child's personally identifiable information ("PII") and n2y will not collect, use and/or disclose any personal information from your child if you do not provide such consent.

To obtain verifiable parental consent to n2y's collection, use and/or disclosure of your child's personal information, n2y requires you use a credit card, debit card or other online payment system that provides notification of each discrete transaction to you to purchase obtain access to this website and its accompanying materials and content. If you do not provide consent within a reasonable time from the time you are presented with this notice, n2y will delete your online contact information (if any) from its records.

In the case of a school or other organization's purchase of a subscription to access the materials and content, the law permits it to obtain parental consent to the collection of personal information on behalf of all of its students, thereby eliminating the need for individual parental consent to be given directly to the website operator.

Please note that you always have the right to consent to collection and use of your child's personal information without consent to disclosure of his or her personal information to third parties. Where applicable, n2y solutions are accessed via a separate teacher or student view. Student personal information such as name, student number, picture, level, gender, birthday, parent/guardian name, address, phone, username is

entered and established via the teacher view by an adult such as a teacher, subscription administrator, parent or guardian. They are not entered by a child. Further, n2y may collect usage analytics to be presented back to you or your child or to your child's teacher (if applicable) to demonstrate progress and performance or for internal purposes to improve certain n2y products. n2y collects this information through the child's interaction with activities and assessments in the solutions. n2y will not require your child to disclose more information than is reasonably necessary to participate in an activity and will not retain personal information any longer than is necessary to fulfill the purpose for which it was collected and will de-identify or delete the information using reasonable measures to protect against its unauthorized access or use per n2y's retention policies.

You can review your child's personal information, direct us to delete said information and/or refuse to allow any further collection, use and/or disclosure of your child's information at any time. You may revoke your consent at any time by contacting n2y Customer Service at P.O. Box 550 Huron, OH 44839, or at [\(800\) 697-6575](tel:8006976575). n2y takes seriously its obligation to safeguard the confidentiality, security and integrity of personal information collected from children and takes steps to release children's personal information only to third parties who are capable of maintaining the confidentiality, security and integrity of such information and who provide assurances that they will maintain the information in such a manner. n2y does not sell your child's personal information to third parties or use it for marketing purposes. It is important to n2y that children and their parents understand its policy and practices concerning the collection, disclosure and use of personal information. Please carefully read our Terms of Use, and if you have any questions about n2y's practices, please contact n2y Customer Service at P.O. Box 550, Huron, OH 44839, or at [\(800\) 697-6575](tel:8006976575).

## CALIFORNIA CONSUMER PRIVACY ACT OF 2018 NOTICE ("CCPA")

### **WHAT IS THE CCPA?**

The California Consumer Privacy Act of 2018, Cal. Civ. Code §§ 1798.100 et seq. ("CCPA") is a law enacted in the State of California with an effective date of January 1, 2020. The CCPA generally expands upon the privacy rights available to California citizens and requires certain companies to comply with various data protection requirements. The detailed text of the law are available at: TITLE 1.81.5. California Consumer Privacy Act of 2018 [1798.100 – 1798.199]

The CCPA grants Californian consumers new rights with respect to the collection of their Personal Information (as defined herein) and requires companies to comply with certain obligations, including:

- The consumer's right to receive a copy, in a readily usable format, of the specific Personal Information collected about them during the twelve (12) months prior to their request;
- The consumer's right to know a business's data collection practices, including the categories of personal information it has collected, the source of the information, the business's use of the information, and to whom the business disclosed the information it has collected about the consumer;
- The consumer's right to have such personal information deleted (with exceptions);
- The consumer's right to know the business's data sale practices and to request that their personal information not be sold to third parties;
- A prohibition on businesses on discrimination for exercising a consumer right; and
- An obligation on businesses to notify a consumer of their rights.

## **WHAT IS PERSONAL INFORMATION?**

The CCPA defines "Personal Information" as information that "identifies, relates to, describes, is reasonably capable of being associated with, or could reasonably be linked, directly or indirectly, with a particular" California consumer or household. Personal information does not include publicly available information or consumer information that is de-identified or aggregate consumer information.

## **HOW DOES THE CCPA APPLY TO N2Y CUSTOMERS?**

n2y processes data on behalf of its customers who purchase subscriptions to its products. n2y shall collect, access, maintain, use, process and transfer the Personal Information of our customers and our customers' end-users solely for the purpose of performing its obligations under existing contract(s) with our customers; and, for no commercial purpose other than the performance of such obligations and improvement of the services we provide.

n2y does not "sell" our customer's Personal Information as currently defined under the CCPA, meaning that we also do not rent, disclose, release, transfer, make available or otherwise communicate that Personal Information to a third party for monetary or other valuable consideration.

n2y may share aggregated and/or anonymized information regarding use of the service(s) with third parties to help us develop and improve the services and provide our customers with more relevant content and service offerings.

**WHAT PERSONAL INFORMATION DOES N2Y COLLECT, FOR WHAT PURPOSE, FROM WHOM, AND DO WE DISCLOSE IT TO SERVICE PROVIDERS?**

Personal Information is collected in n2y’s system directly by its customers who use the data in the solutions. It is also collected by n2y to provide and develop our products and services. n2y works to maintain the trust and confidence consumers demonstrate when they share their personal information in the solutions. The chart below describes the categories of Personal Information as described in CPPA, the purpose of data collection in n2y’s solutions, the source of the Personal Information, and whether n2y discloses the Personal Information for business purposes:

CPPA CATEGORIES	CPPA DESCRIPTIONS/EXAMPLES	RELEVANCE TO N2Y OF USE AND DATA DISCLOSURE
Identifiers	name or alias, address, IP address, email, account name, and other identifiers such as social security, driver’s license, or passport number, id. § 1798.140(o)(1)(A);	Some information in this category is collected for purposes required or optional for n2y’s public website products, the n2y solutions used to sell products and services
Personal information categories listed in the California Customer Records Statute	“any information that identifies, relates to, describes, or is capable of being associated with, a particular individual, including, but not limited to,” signature, physical characteristics, education, employment or employment history, and financial, medical or health insurance information, as well as the following numbers: telephone, insurance policy, bank account, credit card, and debit card, id. §§ 1798.140(o)(1)(B); 1798.80(e);	Some information in this category is collected for purposes required or optional for n2y’s public website products, the n2y solutions used to sell products and services

<p><b>CPPA CATEGORIES</b></p>	<p><b>CPPA DESCRIPTIONS/EXAMPLES</b></p>	<p><b>RELEVANCE TO N OF USE AND DAT</b></p>
<p>Protected classification or characteristics under California or federal law</p>	<p>"[c]characteristics of protected classifications under California or federal law," id. § 1798.140(o)(1)(C); prohibits your employer from subjecting you to discrimination based on your: Sexual orientation. Gender identity and gender expression. "¶ Sex (including pregnancy, childbirth, and related medical conditions) Jun&amp;nbsp;22, 2017</p>	<p>Some information category is collected across n2y's produ</p>
<p>Commercial information</p>	<p>commercial information, such as records of personal property, products or services purchased or considered, and purchasing histories or tendencies, id. § 1798.140(o)(1)(D);</p>	<p>Some information category is collected required or option n2y's public website products, the n2y solutions used to s products and servi</p>
<p>Biometric information</p>	<p>biometric information, meaning physiological, biological, or behavioral characteristics, including DNA, sufficient to establish identity, such as images of the iris, retina, fingerprint, face, hand, palm, vein patterns, and voice recordings capable of producing an identifier template, as well as keystroke and gait patterns or sleep, health, or exercise data that contain identifying information, id. §§ 1798.140(o)(1)(E), 1798.140(b);</p>	<p>This category is not the scope and func n2y's customer fac and support proce in the n2y Terms o</p>

CPPA CATEGORIES	CPPA DESCRIPTIONS/EXAMPLES	RELEVANCE TO N OF USE AND DAT
Internet or other similar network activity	internet or other network activity such as browsing history or interactions with websites, apps, or ads, id. § 1798.140(o)(1)(f);	Some information category is collected n2y's public website products, the n2y solutions used to s products and servi
Geolocation data	geolocation data, id. § 1798.140(o)(1)(g);	Some information category is collected n2y's public website products, the n2y solutions used to s products and servi
Sensory data	"[a]udio, electronic, visual, thermal, olfactory, or similar information," id. § 1798.140(o)(1)(h);	Some information category is collected required or option products.
Professional or employment-related information	"professional or employment-related information," id. § 1798.140(o)(1)(l);	This category is not the scope and func n2y's customer fac

CPPA CATEGORIES	CPPA DESCRIPTIONS/EXAMPLES	RELEVANCE TO N2Y'S POLICY OF USE AND DATA RETENTION
		and support processes described in the n2y Terms of Service.
Inferences drawn from other personal information	inferences drawn from any of the above information to create a consumer profile, Cal. Civ. Code § 1798.140(o)(1)(k).	Some information in this category is collected for purposes that are required or optional for n2y's public website and products, the n2y services and solutions used to support n2y's products and services.

**CCPA PRIVACY POLICY RIGHT TO KNOW ABOUT PERSONAL INFORMATION COLLECTED AND/OR DISCLOSED**

**REQUEST TO KNOW:**

You may request and, subject to certain exemptions, the following will be provided:

- The specific pieces of Personal Information that n2y has about you.
- The categories of Personal Information collected about you in the preceding 12 months.
- The categories of the sources from which the Personal Information is collected.
- The categories of Personal Information that n2y disclosed for a business purpose about you.
- The categories of service providers to whom the Personal Information was disclosed for a business purpose.
- The business or commercial purpose for collecting Personal Information.

**REQUEST TO DELETE:**

You may request deletion of Personal Information collected from you. Please note that this right does not apply in instances where n2y needs to retain the Personal Information such as (but not limited to) any of the following to:

- Provide goods or services to you;
- Detect or resolve issues regarding security or functionality-related issues;
- Comply with the law;
- Conduct research in the public interest; and
- Safeguard the right to free speech.

**REQUEST TO “DO NOT SELL”:**

n2y does not sell personal information of its users for monetary or other valuable consideration.

**SUBMITTING REQUESTS TO KNOW AND REQUESTS TO DELETE**

Beginning January 1, 2020, if you are a California resident and would like to submit a CCPA request, you may:

- Contact n2y by phone at [\(800\) 697-6575](tel:8006976575) or
- Initiate a request by completing an online request form by visiting: [n2y CCPA Request Form \(via partner OneTrust\)](#)

Only you, or a person you authorize to act on your behalf may make a verifiable consumer request related to your Personal Information. You may also make a verifiable consumer request on behalf of your minor child. To authorize another person to make a verifiable request on your behalf, you must provide that person with written permission clearly describing their authority to make a request on your behalf. That individual must also be able to verify their identity and provide documentation of their authority to act on your behalf. An individual to whom you have provided a power of attorney pursuant to Sections 4000 – 4465 of the California Probate Code may also make a request on your behalf.

In order to verify your identity, at a minimum, the following information will be collected:

- Name
- Your n2y subscription IDs (if you are the owner of the subscription(s))
- Name of the n2y subscription owner (if you are not the owner of the subscription)
- Date of birth
- Email and email validation confirmation
- Phone number
- Home address

The information you provide will be used to verify your identity and to respond to your CCPA request and for no other purpose. This information is used to verify your identity using reasonable methods in order to process your rights request. These methods may include matching information you provide with information already maintained by n2y or through the use of a third-party identity verification service. If you are not the subscription owner (or designated subscription administrator contact on the customer account), the subscription owner/administrator will be contacted as obligated in existing contracts to perform or authorize the release of the requested information.

We cannot respond to your request or provide you with Personal Information if we are not able to verify your identity or authority to make the request or confirm the Personal Information relates to you.

You are not required to have an account with n2y to make a verifiable request.

n2y will not discriminate against you for exercising your rights under the CCPA. In particular, n2y will not:

- Deny you goods or services;
- Charge you different prices for goods or services, whether through denying benefits or imposing penalties;
- Provide you with a different level or quality of goods or services; or
- Threaten you with any of the above.

#### **CONTACT FOR MORE INFORMATION:**

Please contact n2y by phone at [\(800\) 697-6575](tel:8006976575) to:

- See how a consumer with a disability may access this Notice in an alternative format; or
- For questions or concerns about n2y's privacy policies and practices.

#### **DATA ACCESSIBILITY**

n2y supports student and parent access to PII for review and correction. PII is most often created by the classroom teacher or other school administration team members in accordance with the applicable school or district's policies. Typically, corrections can most easily be facilitated by parents and/or students notifying the applicable classroom teacher or school administrator. In almost all cases, schools and school districts have policies that permit these resources to make the desired corrections directly in the

system. If your situation is different or you need further assistance, please contact n2y customer support at [\(800\) 697-6575](tel:800-697-6575).

## CONTENT RETENTION

n2y generally purges and/or de-identifies PII and other Authorized User data ninety (90) days following termination of a subscription. n2y performs daily system backups of production data for purposes of disaster recovery. These backups are encrypted, stored offline and are not directly accessible by Authorized Users. These backups are purged on a rolling twelve (12) month schedule. Upon written request, n2y may (in its sole discretion) consider an alternate content retention policy in certain circumstances. De-identified PII may be used by n2y for educational, product improvement and other similar purposes; n2y will not use PII for marketing.

## DATA BREACH OR SECURITY INCIDENT

n2y has internal protocols in place to deal with a breach of PII. n2y will notify an affected subscriber no later than seven (7) business days after n2y becomes aware of any breach of or security incident involving PII. n2y will take prompt corrective action to remedy any breach or security incident, mitigate, to the extent practicable, any harmful effect of such breach or security incident and the corrective action n2y has taken or will take to prevent future similar breaches or security incidents.

## PRIVACY PLEDGE

As a public commitment for the responsible collection and use of student data, n2y is a signatory to the Student Privacy Pledge 2020 (the "Pledge") of the Future of Privacy Forum and the Software & Information Industry Association (SIIA). n2y believes this Agreement is consistent with the Pledge and will ensure that any current and future subcontractors and business partners operate in a consistent manner by agreeing to comply with this Agreement. The Pledge is available for review at: [Student Data Privacy Pledge](#)

## CUSTOMER FEEDBACK

n2y welcomes feedback from customers regarding its products and services. Contact us at [\(800\) 697-6575](tel:800-697-6575) or follow the Submit a Request link at [n2y.com](https://n2y.com). You agree that any feedback given is entirely voluntary and n2y shall have a non-exclusive, perpetual, irrevocable, worldwide, royalty-free license for its benefit to use, disclose, reproduce, license or otherwise distribute and exploit the feedback provided to it as it sees fit,

entirely without obligation or restriction of any kind on account of intellectual property rights or otherwise.

## TERMINATION

n2y reserves the right, in its sole discretion, to terminate your access to all, or any part, of this website and its accompanying materials and content at any time and without notice for any reason. n2y, in its sole discretion, may also discontinue operating this website and terminate this Agreement at any time and without notice for any reason.

## NO WAIVER

The failure of n2y to enforce any terms and conditions of this Agreement or to respond to any breach by you or other parties shall not in any way be deemed a waiver of n2y's right to enforce any terms or conditions of this Agreement.

## GOVERNING LAW AND VENUE

By using this website and its accompanying materials and content, you agree that the laws of the State of Illinois without regards to principles of conflict of laws, will govern this Agreement and any dispute that may arise between you and n2y. Further, you expressly agree that exclusive jurisdiction for any dispute resides in the courts of Kane County , Illinois.

## SEVERABILITY

All provisions of this Agreement are severable and neither this Agreement nor any provision hereof shall be affected by the invalidity, inapplicability or unenforceability of any other provision of this agreement.

## QUESTIONS?

If you have any questions about this Agreement, you may contact us at [\(800\) 697-6575](tel:8006976575).



# DISTRICT 300

## COMMUNITY UNIT SCHOOL DISTRICT NO. 300 BOARD of EDUCATION MEMO

**DATE:** July 16, 2024

**TO:** Dr. Martina Smith, Superintendent  
Board of Education

**FROM:** Deborah Mason  
Director of Transportation and  
Food Service

<b>Presented at the following Board Meetings</b>	
<b>Board Operations Committee</b>	7/16/2024
<b>Policy/Legislative</b>	
<b>School Utilization</b>	
<b>BOE 1<sup>st</sup> Reading</b>	7/23/2024
<b>BOE 2<sup>nd</sup> Reading</b>	7/23/2024

**SUBJECT:** Food Service Management Company Contract Extension

### Background

We have just completed our first successful year with our new Food Service Management Company, OrganicLife. OrganicLife began its contract with D300 on August 1, 2023, with an option of four one-year renewals.

OrganicLife’s philosophy is aligned with District 300’s Strategic Plan Goal 1: Develop The Whole Child. They believe every child deserves healthy and delicious food to support their overall well-being and development, and they have backed that up with words and actions.

During this first year, they have improved the quality of the food served to our students, increased the number of scratch-made recipes, increased the number of fresh fruits and vegetables served every day, partnered with schools to support student-driven programs and initiatives, and supported our special needs students to provide job training.

OrganicLife’s rate increase is based on the December 2023 Consumer Price Index (CPI) for Food Away from Home. This CPI increase is 5.2%, but the increase is not to exceed 4% per contract terms. OrganicLife has increased its rates by 4% per contract verbiage.

### Administrative Recommendation

The Administration recommends approving the one-year contract extension with OrganicLife for the 2024-2025 school year.

### Fiscal Impact

The 2024/2025 School Year total is \$7,871,713 for fixed meal prices and \$1,328,287 for alternate service labor costs, for a total of \$9,200,000.

State and Federal reimbursements through the School Nutrition Program and student meal fees will help support the funding of the food service program. The District has averaged a surplus of \$1.6M in funds available to support the meal service program over the last five years.

Date of Original Contract: 8/1/2023	Year of Renewal (check the appropriate box) <input checked="" type="checkbox"/> 1 <input type="checkbox"/> 2 <input type="checkbox"/> 3 <input type="checkbox"/> 4 <input type="checkbox"/> 5
-------------------------------------	--

## Contract Renewal Agreement for Food Service Management Company Child Nutrition Programs

This document contains the rates and fees for the contract of food service management for nonprofit food service programs for the period beginning 8/1/2024, and ending 7/31/2025. The terms and conditions of the original contract are applicable to the contract renewal. Upon acceptance, this document shall constitute the contract renewal between the Food Service Management Company (FSMC) and the School Food Authority (SFA).

The FSMC shall not plead misunderstanding or deception because of the character, location, or other conditions pertaining to the contract.

PER MEAL PRICES MUST BE QUOTED AS IF NO USDA COMMODITIES WILL BE RECEIVED

	2023-2024 Rate(s)	2024-2025 Rate(s)**	Percentage Increase ***
<b>School Nutrition Programs (SNP)</b>			
Reimbursable Breakfast w/ Milk	1.91	1.9864	4%
Reimbursable Lunch w/ Milk*	3.70	3.848	4%
A la Carte Equivalent Fee*	3.70	3.848	4%
Reimbursable After School Snack	1.10	1.144	4%
Special Milk Program (SMP)			
Management Fee per School Meal (Breakfast and Lunch)			

<b>Child and Adult Care Food Program (CACFP)</b>			
Reimbursable At-Risk After School Snack			
Reimbursable At-Risk After School Supper w/ Milk	3.95	4.108	4%
Reimbursable AM/PM Snack (Pre-K)	1.10	1.144	4%

<b>Summer Food Service Program (SFSP)</b>			
Reimbursable Breakfast w/ Milk	2.60	2.704	4%
Reimbursable Lunch w/ Milk	3.95	4.108	4%

**\*Rates must be the same.**

**\*\*Rates must not be rounded up. Do not exceed four decimal places.**

**\*\*\*Percentage increase must not exceed the allowable increase established in the original contract.**

OrganicLife, LLC		
Food Service Management Company		
435 W. Erie St., Ste. 104		
Street Address		
Chicago	IL	60654
City	State	Zip Code

By submission of this proposed renewal agreement, the FSMC certifies that, in the event they receive a renewal award under this solicitation, the FSMC shall operate in accordance with all applicable current program regulations. This agreement shall not exceed one calendar year.

Authorized Signature of FSMC	CEO Title	6/7/2024 Date
------------------------------	--------------	------------------

---

---

**SFA Acceptance of FSMC Contract Renewal Agreement**

---

---

**School Food Authority (SFA)**

---

**Agreement Number (RCDT Code)**

---

**Authorized Signature of SFA**

---

**Title**

---

**Date**

## Contract Renewal Agreement Certification Form 2024–2025

The *Contract Renewal Agreement Certification Statement* must be completed and signed by the School Food Authority’s (SFA’s) authorized representative.

### A. School Food Authority Information

Agreement Number (RCDT Code) \_\_\_\_\_

School Food Authority \_\_\_\_\_

FSMC Name OrganicLife \_\_\_\_\_

### B. Contract Renewal Terms

Per the contract renewal terms stated in the contract, the maximum allowable percentage increase that may be applied to the fixed meal rates and fixed management fees is as follows (**refer to the original contract for renewal terms; check the appropriate box**):

- |   |                     |
|---|---------------------|
| <input type="checkbox"/> CPI–All (Dec)                            | 3.4%                |
| <input type="checkbox"/> CPI–Food Away from Home (Dec)            | 5.2%                |
| <input type="checkbox"/> CPI–Food (Dec)                           | 2.7%                |
| <input checked="" type="checkbox"/> CPI–Food Away from Home (Dec) | not to exceed (4) % |
| <input type="checkbox"/> Other (specify) _____                    |                     |

[Source: Consumer Price Index- December 2023](#)

### C. Certification Statement

Under the provisions of the United States Department of Agriculture, Food and Nutrition Service, I certify as a sponsor in the Child Nutrition Programs all information contained in the executed *Contract Renewal Agreement* and accompanying contract renewal documents is true and accurate.

I understand the nonprofit school food service program account cannot be used to pay for unallowable contract costs. As authorized representative for the school food authority noted above, I will ensure operation of the nonprofit school food service program, including use of nonprofit school food service program account funds, is in compliance with the rules and regulations of the Illinois State Board of Education and the United States Department of Agriculture regarding Child Nutrition Programs.

I understand revisions cannot be made to the executed FSMC Contract without first submitting proposed revisions to the Illinois State Board of Education for review and receiving written notification the proposed revisions are allowable within the regulatory guidelines. Furthermore, I understand additional documents and/or agreements, including those developed by the contractor, cannot become part of the executed contract.

I understand all contract information provided to the Illinois State Board of Education is being given in connection with the receipt of federal funds and deliberate misrepresentation may subject me to prosecution under applicable state and federal criminal statutes. Further, I understand such misrepresentation could result in the loss of federal and state funding received by the school food authority for School-Based Child Nutrition Programs.

I certify the Contract Renewals documents submitted to ISBE have been reviewed by the School Food Authority and the School Food Authority’s legal counsel, as deemed necessary, to ensure compliance with all Local, State and Federal regulations, statutes, and policies.

I certify that no third-party entity prepared the contract renewal documents, requested amendments, and USDA foods entitlement utilization data below.

I certify that all contract provisions, including those relating to USDA Foods utilization by the FSMC to the maximum extent possible have been met:

School Year 2023-24 [USDA Foods Entitlement](#) Amount (including Bonus) (A) \$ 788,801.13

School Year 2023-24 USDA Foods credits issued to the SFA by the FSMC (B) \$ 671,054.82

USDA Foods Entitlement Utilization Percentage as of **5/1/2024\*\*** (B / A) % 85.07

**\*\*Date of certification must be as of the date contract renewal is signed based on year-to-date actual credits received by the FSMC as verified by monthly invoices\*\***

\_\_\_\_\_  
SFA Authorized Representative Signature Title E-mail Date

#### D. Required Documentation

The SFA must submit signed copies of the following documents to our office, prior to the expiration of your current contract, in order to obtain approval of your 2025 Child Nutrition Program Sponsor Application. Originals should be retained in your files. **Send the forms and documents only once;** for example, do not email and mail.

- Contract Renewal Agreement (pages 1-2)
- Contract Renewal Agreement Certification Form 2024–2025 (pages 3-4)
- [USDA Foods Entitlement Tracking Log](#)
- Certification forms, as applicable, signed annually by the contractor.
  - [Certification Regarding Debarment, Suspension, Ineligibility and Voluntary Exclusion—Lower Tier Covered Transactions,](#)
  - [Certificate Regarding Lobbying—Contracts, Grants, Loans, and Cooperative Agreements,](#)
  - [Disclosure of Lobbying Activities-](#) If the annual contract is over \$100,000 and any funds other than Federal appropriated funds have been used for lobbying.

**Mail or email to:** Nutrition Department  
Illinois State Board of Education  
100 North First Street W270  
Springfield, IL 62777-0001

**Email:** [nutritionprocurement@isbe.net](mailto:nutritionprocurement@isbe.net)

ILLINOIS STATE BOARD OF EDUCATION

100 North First Street  
Springfield, IL 62777-0001

CERTIFICATION REGARDING DEBARMENT, SUSPENSION, INELIGIBILITY, AND VOLUNTARY EXCLUSION

LOWER TIER COVERED TRANSACTIONS

This certification is required by the regulations implementing Executive Orders 12549 and 12689, Debarment and Suspension, 7 CFR 3017 Subpart C Responsibilities of Participants Regarding Transactions. The regulations were published as Part IV of the January 30, 1989 Federal Register (pages 4722-4733) and Part II of the November 26, 2003 Federal Register (pages 66533-66646). Copies of the regulations may be obtained by contacting the Illinois State Board of Education.

BEFORE COMPLETING CERTIFICATION, READ INSTRUCTIONS BELOW.

CERTIFICATION

The prospective lower tier participant certifies, by submission of this Certification, that:

- (1) Neither it nor its principals are presently debarred, suspended, proposed for debarment, declared ineligible, or voluntarily excluded from participation in this transaction by any Federal department or agency;
- (2) It will provide immediate written notice to whom this Certification is submitted if at any time the prospective lower tier participant learns its certification was erroneous when submitted or has become erroneous by reason of changed circumstances;
- (3) It shall not knowingly enter any lower tier covered transaction with a person who is debarred, suspended, declared ineligible, or voluntarily excluded from participation in this covered transaction, unless authorized by the department or agency with which this transaction originated;
- (4) It will include the clause titled *Certification Regarding Debarment, Suspension, Ineligibility, and Voluntary Exclusion—Lower Tier Covered Transactions*, without modification, in all lower tier covered transactions and in all solicitations for lower tier covered transactions;
- (5) The certifications herein are a material representation of fact upon which reliance was placed when this transaction was entered into; and
- (6) Where the prospective lower tier participant is unable to certify to any of the statements in this certification, such prospective participant shall attach an explanation to this Certification.

OrganicLife, LLC

D300 Food Service Management

Organization Name

PR/Award Number or Project Name

Jonas S. Falk

CEO

Name of Authorized Representative

Title



4/15/24

Original Signature of Authorized Representative

Date

Instructions for Certification

- 1. By signing and submitting this Certification, the prospective lower tier participant is providing the certifications set out herein.
- 2. If it is later determined that the prospective lower tier participant knowingly rendered an erroneous certification, in addition to other remedies available to the Federal government, the department or agency with which this transaction originated may pursue all available remedies, including suspension and/or debarment.
- 3. Except for transactions authorized under paragraph 3 above, if a participant in a covered transaction knowingly enters into a lower tier covered transaction with a person who is suspended, debarred, ineligible, or voluntarily excluded from participation in this transaction, in addition to other remedies available to the Federal government, the department or agency with which this transaction originated may pursue all available remedies, including suspension and/or debarment.
- 4. The terms *covered transaction*, *debarred*, *suspended*, *ineligible*, *lower tier covered transaction*, *participant*, *person*, *primary covered transaction*, *principal*, *proposal*, and *voluntarily excluded*, as used herein, have the meanings set out in the Definitions and Coverage sections of the rules implementing Executive Order 12549 and Executive Order 12689. You may contact the person to which this Certification is submitted for assistance in obtaining a copy of those regulations.
- 5. A participant in a covered transaction may rely upon a certification of a prospective participant in a lower tier covered transaction that it is not debarred, suspended, ineligible, or voluntarily excluded from the covered transaction, unless it knows the certification is erroneous. A participant may decide the method and frequency by which it determines the eligibility of its principals. Each participant may, but is not required to, check the "GSA Excluded Parties List System" at <http://epls.arnet.gov/>.
- 6. Nothing contained in the foregoing shall be construed to require establishment of a system of records in order to render in good faith the certification required herein. The knowledge and information of a participant is not required to exceed that which is normally possessed by a prudent person in the ordinary course of business dealings.

ILLINOIS STATE BOARD OF EDUCATION  
100 North First Street  
Springfield, IL 62777-0001

**CERTIFICATE REGARDING LOBBYING**

The undersigned certifies, to the best of his or her knowledge and belief, that:

- (1) No Federal appropriated funds have been paid or will be paid, by or on behalf of the undersigned, to any person for influencing or attempting to influence an officer or employee of an agency, a Member of Congress, an officer or employee of Congress, or an employee of a Member of Congress in connection with the awarding of any Federal contract, the making of any Federal grant, the making of any Federal loan, the entering into any cooperative agreement, and the extension, continuation, renewal, amendment, or modification of any Federal contract, grant, loan, or cooperative agreement.
- (2) If any funds other than Federal appropriated funds have been paid or will be paid to any person for influencing or attempting to influence an officer or employee of any agency, a Member of Congress, an officer or employee of Congress, or an employee of a Member of Congress in connection with this Federal contract, grant, loan, or cooperative agreement, the undersigned shall complete and submit ISBE 85-37, "Disclosure of Lobbying Activities," in accordance with its instructions.
- (3) The undersigned shall require that the language of this certification be included in the award documents for all subawards at all tiers (including subcontracts, subgrants, and contracts under grants, loans, and cooperative agreements) and that all subrecipients shall certify and disclose accordingly.

This certification is a material representation of fact upon which reliance was placed when this transaction was made or entered into. Submission of this certification is a prerequisite for making or entering into this transaction imposed by Section 1352, Title 31, U.S. Code. Any person who fails to file the required certification shall be subject to a civil penalty of not less than \$10,000 and not more than \$100,000 for each such failure.

OrganicLife, LLC  
*Organization Name*

D300 Food Service Management  
*PR/Award Number or Project Name*

Jonas S. Falk  
*Name of Authorized Representative*

CEO  
*Title*

  
*Original Signature of Authorized Representative*

4/15/24  
*Date*

ILLINOIS STATE BOARD OF EDUCATION  
100 North First Street  
Springfield, IL 62777-0001

**DISCLOSURE OF LOBBYING ACTIVITIES**

**Directions:** Complete this form to disclose lobbying activities pursuant to 31 U.S.C. 1352. (See reverse for public burden disclosure.)

1. TYPE OF FEDERAL ACTION

a. Contract     b. Grant     c. Cooperative agreement     d. Loan     e. Loan guarantee     f. Loan insurance

2. STATUS OF FEDERAL ACTION

a. Bid/offer/application     b. Initial award     c. Post-award

3. REPORT TYPE

a. Initial filing     b. Material change     For material change only: \_\_\_\_\_ Year \_\_\_\_\_ Quarter \_\_\_\_\_ Date of last report

4. NAME AND ADDRESS OF REPORTING ENTITY

Prime     Subawardee, Tier \_\_\_\_\_, if known \_\_\_\_\_ Congressional District, if known

5. IF REPORTING ENTITY IN NO. 4 IS SUBAWARDEE, ENTER NAME AND ADDRESS OF PRIME

\_\_\_\_\_ Congressional District, if known

6. FEDERAL DEPARTMENT/AGENCY

7. FEDERAL PROGRAM NAME/DESCRIPTION

\_\_\_\_\_ CFDA Number, if applicable

8. FEDERAL ACTION NUMBER, if known

9. AWARD AMOUNT, if known

\$ \_\_\_\_\_

10a. NAME AND ADDRESS OF LOBBYING ENTITY  
(If individual, last name, first name, MI)

b. INDIVIDUALS PERFORMING SERVICES  
(Including address if different from No. 10a) (last name, first name, MI)

**(Attach Continuation Sheet(s) ISBE 85-37A, if necessary)**

11. AMOUNT OF PAYMENT (check all that apply)

\$ \_\_\_\_\_     Actual     Planned

12. FORM OF PAYMENT (check all that apply)

a. Cash     b. In-kind; specify: nature \_\_\_\_\_ value \_\_\_\_\_

13. TYPE OF PAYMENT (check all that apply)

a. Retainer     b. One-time fee     c. Commission  
 d. Contingent fee     e. Deferred     f. Other, specify \_\_\_\_\_


14. Brief description of services performed or to be performed and date(s) of service, including officer(s), employee(s), or member(s) contacted, for payment indicated in item 11.

**No lobbying activity to report.**

15.  YES     NO    CONTINUATION SHEET(S), ISBE 85-37A ATTACHED

16. Information requested through this form is authorized by title 31 U.S.C. Section 1352. This disclosure of lobbying activities is a material representation of fact upon which reliance was placed by the tier above when this transaction was made or entered into. This disclosure is required pursuant to 31 U.S.C. 1352. This information will be reported to the Congress semi-annually and will be available for public inspection. Any person who fails to file the required disclosure shall be subject to a civil penalty of not less than \$10,000 and not more than \$100,000 for each such failure.

ORIGINAL SIGNATURE

  
PRINT NAME OR TYPE  
**Jonas S. Falk**

TITLE  
**CEO**

TELEPHONE NUMBER  
**(312) 929-2005**

DATE  
**4/15/24**

**INSTRUCTIONS FOR COMPLETION OF  
ISBE 85-37, DISCLOSURE OF LOBBYING ACTIVITIES**

This disclosure form shall be completed by the reporting entity, whether subawardee or prime Federal recipient, at the initiation or receipt of a covered Federal action, or a material change to a previous filing, pursuant to title 31 U.S.C. Section 1352. The filing of a form is required for each payment or agreement to make payment to any lobbying entity for influencing or attempting to influence an officer or employee of any agency, a Member of Congress, an officer or employee of Congress, or an employee of a Member of Congress in connection with a covered Federal action. Use the ISBE 85-37A Continuation Sheet for additional information if the space on the form is inadequate. Complete all items that apply for both the initial filing and material change report. Refer to the implementing guidance published by the Office of Management and Budget for additional information.

1. Identify the type of covered Federal action for which lobbying activity is and/or has been secured to influence the outcome of a covered Federal action.
2. Identify the status of the covered Federal action.
3. Identify the appropriate classification of this report. If this is a followup report caused by a material change to the information previously reported, enter the year and quarter in which the change occurred. Enter the date of the last previously submitted report by this reporting entity for this covered Federal action.
4. Enter the full name, address, city, state and zip code of the reporting entity. Include Congressional District, if known. Check the appropriate classification of the reporting entity that designates if it is, or expects to be, a prime or subaward recipient. Identify the tier of the subawardee, e.g., the first subawardee of the prime is the 1st tier. Subawards include but are not limited to subcontracts, subgrants and contract awards under grants.
5. If the organization filing the report in item 4 checks "Subawardee", then enter the full name, address, city, state and zip code of the prime Federal recipient. Include Congressional District, if known.
6. Enter the name of the Federal agency making the award or loan commitment. Include at least one organizational level below agency name, if known. For example, Department of Transportation, United States Coast Guard.
7. Enter the Federal program name or description for the covered Federal action (item 1). If known, enter the full Catalog of Federal Domestic Assistance (CFDA) number for grants, cooperative agreements, loans, and loan commitments.
8. Enter the most appropriate Federal identifying number available for the Federal action identified in item 1 (e.g., Request for Proposal (RFP) number; Invitation for Bid (IFB) number; grant announcement number; the contract, grant, or loan award number; the application/proposal control number assigned by the Federal agency). Include prefixes, e.g., "RFP-DE-90-001".
9. For a covered Federal action where there has been an award or loan commitment by the Federal agency, enter the Federal amount of the award/loan commitment for the prime entity identified in item 4 or 5.
10. (a) Enter the full name, address, city, state and zip code of the lobbying entity engaged by the reporting entity identified in item 4 to influence the covered Federal action.  
(b) Enter the full names of the individual(s) performing services, and include full address if different from 10(a). Enter Last Name, First Name, and Middle Initial(MI).
11. Enter the amount of compensation paid or reasonably expected to be paid by the reporting entity (item 4) to the lobbying entity (item 10). Indicate whether the payment has been made (actual) or will be made (planned). Check all boxes that apply. If this is a material change report, enter the cumulative amount of payment made or planned to be made.
12. Check the appropriate box(es). Check all boxes that apply. If payment is made through an in-kind contribution, specify the nature and value of the in-kind payment.
13. Check the appropriate box(es). Check all boxes that apply. If other, specify nature.
14. Provide a specific and detailed description of the services that the lobbyist has performed, or will be expected to perform, and the date(s) of any services rendered. Include all preparatory and related activity, not just time spent in actual contact with Federal officials. Identify the Federal official(s) or employee(s) contacted or the officer(s), employee(s), or Member(s) of Congress that were contacted.
15. Check whether or not an ISBE 85-37A Continuation Sheet(s) is attached.
16. The certifying official shall sign and date the form, print his/her name, title, and telephone number.

*Public reporting burden for this collection of information is estimated to average 30 minutes per response, including time for reviewing instructions, searching existing data sources, gathering and maintaining the data needed, and completing and reviewing the collection of information. Send comments regarding the burden estimate or any other aspect of this collection of information, including suggestions for reducing this burden, to the Office of Management and Budget, Paperwork Reduction Project (0348-0046), Washington, D.C. 20503.*

**ILLINOIS STATE BOARD OF EDUCATION**  
100 North First Street  
Springfield, Illinois 62777-0001

**CONTINUATION SHEET**  
**DISCLOSURE OF LOBBYING ACTIVITIES**

---

REPORTING ENTITY

---




## 100% USDA Food Entitlement Corrective Action Plan

Per recent ISBE correspondence: If the SFA has not received a minimum credit total of 85% three (3) months prior to the annual contract end date the Selected FSMC must submit a corrective action plan on how the Selected FSMC will reach the expected 100% USDA Foods entitlement credit to the SFA by the end of the annual contract term. This corrective action plan will be submitted to ISBE for review and determination of compliance.

OrganicLife is amenable to working with our district partners on any corrective action plan that is acceptable by ISBE to ensure our district partners can renew their contracts with OrganicLife prior to the expiration of the current term. Therefore, if ISBE requires any changes to this corrective action plan to ensure it is compliant, OrganicLife is prepared to make those changes immediately and requests that ISBE notify us or the SFA as soon as possible indicating what specifically we need to change to ensure compliance and proceed with approval of our renewal for SY 24-25.

At District 300, OrganicLife was awarded the contract and is in its first school year operating the food service program at the district. We will work feverishly to utilize the remaining commodities before the end of the contract term on June 30, 2024, but since school is practically over and we have already provided D300 with a credit on its April 2024 invoice in the amount of \$49,716.1 to represent commodities delivered in April, we will also credit the district on its May 2024 invoice in the amount of \$117,746.31 to represent the remaining value of its USDA Foods Entitlement, ensuring the district receives the full expected 100% USDA Foods entitlement credit by the end of the current annual contract term which expires on June 30, 2024, regardless of whether we are able to have additional products delivered prior to the end of the current term.

Since D300 is a new contract for OrganicLife in SY 23-24, we retained the commodity order from the previous FSMC, Aramark. The commodities ordered were \$71,641 in Diversion to Processor, \$290,256 in DOD, and \$94,012 in Brown Box. To date, we have credited the district for 100% of commodity products received.



However, we faced several challenges this year receiving and utilizing commodities at D300 due to inheriting a commodity order placed by Aramark with no regard to the new menu bid specifications in the RFP set out by the SFA.

First, commodities ordered as Diversion to Processor were not immediately available to us when we requested the change in K12/Processor link for delivery from Gordon Food Service (was previously Sysco). The conversion didn't happen and credits weren't issued on purchases until October 2023. The burden here included ordering NOI products during the first two months of the school year but not receiving credits off the invoice. These items were also constantly out of stock from GFS, and we could only menu them as often as they were available for delivery.

As far as DOD, \$290,256 was ordered with Aramark. Due to the menu requirements of the program, this was significantly lower than what we would have used had we placed the order. As comparison, we have ordered \$460,000 in DOD for SY 24-25. This will allow us to satisfy contract requirements and efficiently use the commodity dollars.

When we faced these challenges throughout the school year, we informed D300 of the issues and worked on a plan to use as much commodity as was possible as the year progressed. Although we adjusted our menus to reflect this in SY 23-24, we are planning carefully for next year's commodity order along with the SFA.

Moving forward into the future and SY 24-25, we carefully placed the commodity order to ensure we can and will utilize 100% of the commodities ordered. We did not utilize diversion to processors, instead allocating \$460,000 to DOD and \$113,936 to brown box items. This will help ensure that we utilize commodities in time and to the proper RFP specs expected by the SFA.

Finally, we will also continue to work with Paula at ISBE to ensure we are working diligently towards hopefully utilizing 70% of the commodity allocation for SY 24-25 by December 2024 to hedge against out-of-stocks and ensure we have enough commodity product on hand to both utilize and credit 85% by March 2025 and 100% by June 2025. We will work towards getting more product for next school year in by December 2024 if possible so that we remain on track for full utilization by the end of the annual contract term.



**Transmission of material in this release is embargoed until  
 8:30 a.m. (ET) Thursday, January 11, 2024**

USDL-24-0019

Technical information: (202) 691-7000 • [cpi\\_info@bls.gov](mailto:cpi_info@bls.gov) • [www.bls.gov/cpi](http://www.bls.gov/cpi)  
 Media contact: (202) 691-5902 • [PressOffice@bls.gov](mailto:PressOffice@bls.gov)

**CONSUMER PRICE INDEX – DECEMBER 2023**

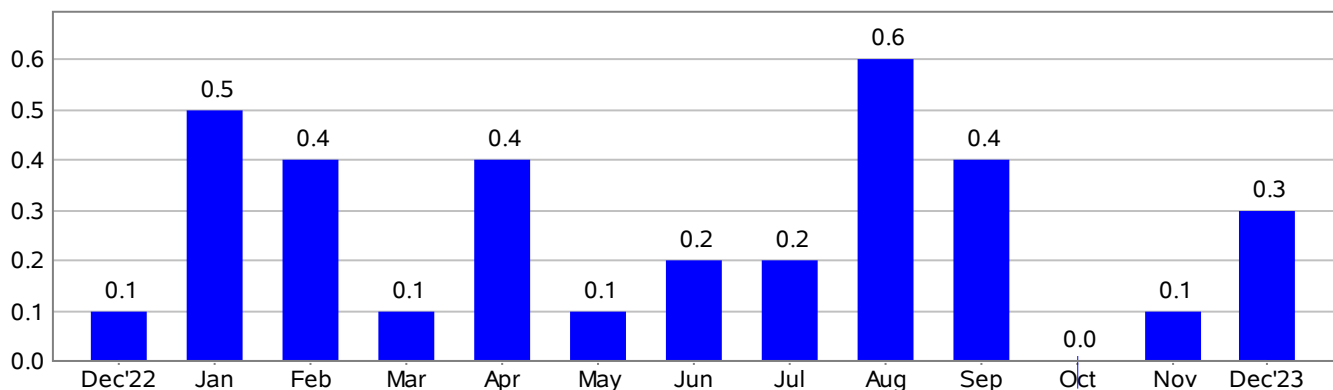
The Consumer Price Index for All Urban Consumers (CPI-U) increased 0.3 percent in December on a seasonally adjusted basis, after rising 0.1 percent in November, the U.S. Bureau of Labor Statistics reported today. Over the last 12 months, the all items index increased 3.4 percent before seasonal adjustment.

The index for shelter continued to rise in December, contributing over half of the monthly all items increase. The energy index rose 0.4 percent over the month as increases in the electricity index and the gasoline index more than offset a decrease in the natural gas index. The food index increased 0.2 percent in December, as it did in November. The index for food at home increased 0.1 percent over the month and the index for food away from home rose 0.3 percent.

The index for all items less food and energy rose 0.3 percent in December, the same monthly increase as in November. Indexes which increased in December include shelter, motor vehicle insurance, and medical care. The index for household furnishings and operations and the index for personal care were among those that decreased over the month.

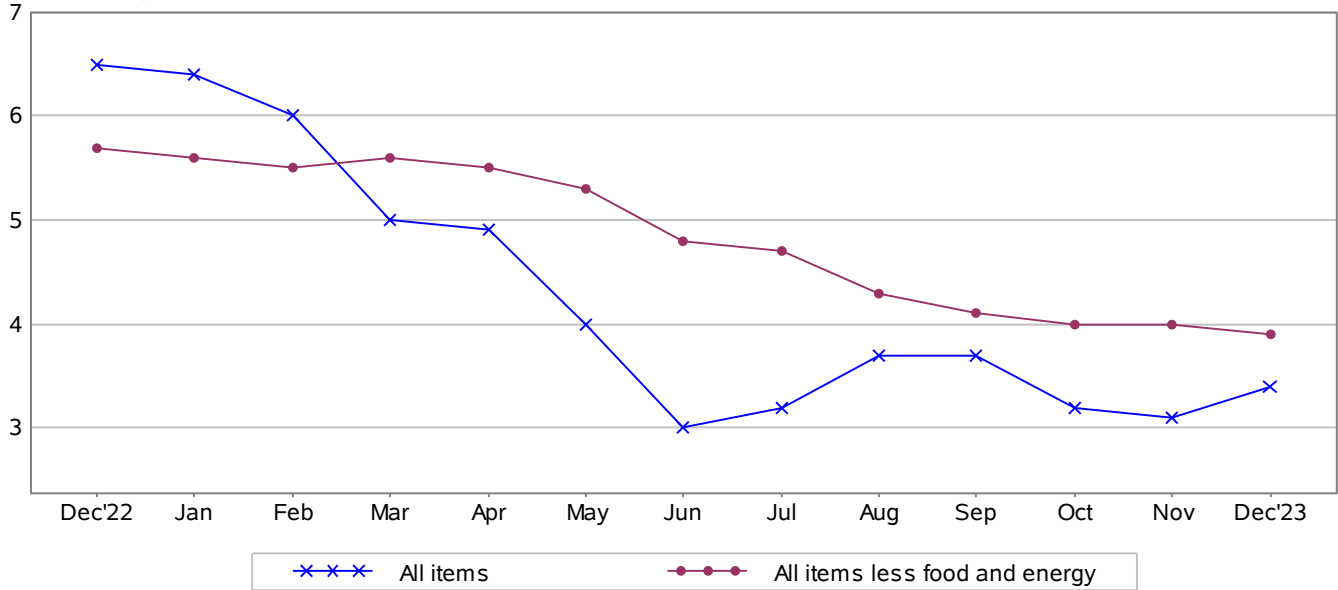
The all items index rose 3.4 percent for the 12 months ending December, a larger increase than the 3.1-percent increase for the 12 months ending November. The all items less food and energy index rose 3.9 percent over the last 12 months, after rising 4.0 percent over the 12 months ending November. The energy index decreased 2.0 percent for the 12 months ending December, while the food index increased 2.7 percent over the last year.

**Chart 1. One-month percent change in CPI for All Urban Consumers (CPI-U), seasonally adjusted, Dec. 2022 - Dec. 2023**  
 Percent change



**Chart 2. 12-month percent change in CPI for All Urban Consumers (CPI-U), not seasonally adjusted, Dec. 2022 - Dec. 2023**

Percent change



**Table A. Percent changes in CPI for All Urban Consumers (CPI-U): U.S. city average**

	Seasonally adjusted changes from preceding month							Un-adjusted 12-mos. ended Dec. 2023
	Jun. 2023	Jul. 2023	Aug. 2023	Sep. 2023	Oct. 2023	Nov. 2023	Dec. 2023	
All items.....	0.2	0.2	0.6	0.4	0.0	0.1	0.3	3.4
Food.....	0.1	0.2	0.2	0.2	0.3	0.2	0.2	2.7
Food at home.....	0.0	0.3	0.2	0.1	0.3	0.1	0.1	1.3
Food away from home <sup>1</sup> .....	0.4	0.2	0.3	0.4	0.4	0.4	0.3	5.2
Energy.....	0.6	0.1	5.6	1.5	-2.5	-2.3	0.4	-2.0
Energy commodities.....	0.8	0.3	10.5	2.3	-4.9	-5.8	-0.1	-2.9
Gasoline (all types).....	1.0	0.2	10.6	2.1	-5.0	-6.0	0.2	-1.9
Fuel oil <sup>1</sup> .....	-0.4	3.0	9.1	8.5	-0.8	-2.7	-5.5	-14.7
Energy services.....	0.4	-0.1	0.2	0.6	0.5	1.7	0.9	-1.1
Electricity.....	0.9	-0.7	0.2	1.3	0.3	1.4	1.3	3.3
Utility (piped) gas service.....	-1.7	2.0	0.1	-1.9	1.2	2.8	-0.4	-13.8
All items less food and energy.....	0.2	0.2	0.3	0.3	0.2	0.3	0.3	3.9
Commodities less food and energy								
commodities.....	-0.1	-0.3	-0.1	-0.4	-0.1	-0.3	0.0	0.2
New vehicles.....	0.0	-0.1	0.3	0.3	-0.1	-0.1	0.3	1.0
Used cars and trucks.....	-0.5	-1.3	-1.2	-2.5	-0.8	1.6	0.5	-1.3
Apparel.....	0.3	0.0	0.2	-0.8	0.1	-1.3	0.1	1.0
Medical care commodities <sup>1</sup> .....	0.2	0.5	0.6	-0.3	0.4	0.5	-0.1	4.7
Services less energy services.....	0.3	0.4	0.4	0.6	0.3	0.5	0.4	5.3
Shelter.....	0.4	0.4	0.3	0.6	0.3	0.4	0.5	6.2
Transportation services.....	0.1	0.3	2.0	0.7	0.8	1.1	0.1	9.7
Medical care services.....	0.0	-0.4	0.1	0.3	0.3	0.6	0.7	-0.5

<sup>1</sup> Not seasonally adjusted.

## **Food**

The food index rose 0.2 percent in December, as it did in November. The index for food at home increased 0.1 percent over the month, also the same as in the previous month. Four of the six major grocery store food group indexes increased over the month. The index for meats, poultry, fish, and eggs rose 0.5 percent in December, led by an 8.9-percent increase in the index for eggs. The index for other food at home rose 0.1 percent over the month, and the index for nonalcoholic beverages rose 0.2 percent. The index for dairy and related products rose 0.3 percent in December.

The cereals and bakery products index declined 0.3 percent over the month with the breakfast cereal index declining 2.4 percent, the largest decrease in that index since January 2007. The index for fruits and vegetables decreased 0.1 percent in December.

The food away from home index rose 0.3 percent in December, after rising 0.4 percent in November. The index for full service meals rose 0.3 percent and the index for limited service meals increased 0.4 percent over the month.

The food at home index rose 1.3 percent over the last 12 months. The index for other food at home rose 2.8 percent over the 12 months ending in December. The indexes for cereals and bakery products and nonalcoholic beverages both increased 2.6 percent, while the index for fruits and vegetables rose 0.3 percent. The dairy and related products index decreased 1.3 percent over the year, and the meats, poultry, fish, and eggs index fell 0.1 percent.

The index for food away from home rose 5.2 percent over the last year. The index for limited service meals rose 5.9 percent over the last 12 months, and the index for full service meals rose 4.5 percent over the same period.

## **Energy**

The energy index rose 0.4 percent in December, after decreasing 2.3 percent in November. The gasoline index increased 0.2 percent in December, following a 6.0-percent decrease in the previous month. (Before seasonal adjustment, gasoline prices fell 5.8 percent in December.) The index for electricity increased 1.3 percent over the month.

In contrast, the natural gas index fell 0.4 percent over the month, after rising 2.8 percent the previous month. The fuel oil index decreased 5.5 percent in December.

The energy index fell 2.0 percent over the past 12 months. The gasoline index decreased 1.9 percent, the natural gas index declined 13.8 percent, and the fuel oil index fell 14.7 percent over this 12-month span. In contrast, the index for electricity rose 3.3 percent over the last year.

## **All items less food and energy**

The index for all items less food and energy rose 0.3 percent in December, as it did in November. The shelter index increased 0.5 percent in December, after rising 0.4 percent the previous month, and was the largest factor in the monthly increase in the index for all items less food and energy. The index for owners' equivalent rent rose 0.5 percent over the month, while the index for rent increased 0.4 percent. The lodging away from home index also increased 0.4 percent in December.

The motor vehicle insurance index increased 1.5 percent in December, after increasing 1.0 percent the preceding month. The used cars and trucks index rose 0.5 percent over the month, after rising 1.6 percent in November. Among other indexes that rose in December were recreation, new vehicles, education, and airline fares.

The medical care index rose 0.6 percent in December, as it did in November. The index for hospital services increased 0.5 percent over the month and the index for physicians' services increased 0.2 percent. The prescription drugs index fell 0.4 percent in December.

The index for household furnishings and operations fell 0.4 percent in December, the same decrease as in November. The personal care index also decreased, falling 0.3 percent over the month.

The index for all items less food and energy rose 3.9 percent over the past 12 months. The shelter index increased 6.2 percent over the last year, accounting for over two thirds of the total increase in the all items less food and energy index. Other indexes with notable increases over the last year include motor vehicle insurance (+20.3 percent), recreation (+2.7 percent), personal care (+5.0 percent), and education (+2.4 percent).

### **Not seasonally adjusted CPI measures**

The Consumer Price Index for All Urban Consumers (CPI-U) increased 3.4 percent over the last 12 months to an index level of 306.746 (1982-84=100). For the month, the index decreased 0.1 percent prior to seasonal adjustment.

The Consumer Price Index for Urban Wage Earners and Clerical Workers (CPI-W) increased 3.3 percent over the last 12 months to an index level of 300.728 (1982-84=100). For the month, the index decreased 0.2 percent prior to seasonal adjustment.

The Chained Consumer Price Index for All Urban Consumers (C-CPI-U) increased 3.2 percent over the last 12 months. For the month, the index decreased 0.1 percent on a not seasonally adjusted basis. Please note that the indexes for the past 10 to 12 months are subject to revision.

---

**The Consumer Price Index for January 2024 is scheduled to be released on Tuesday, February 13, 2024, at 8:30 a.m. (ET).**

## Changes to Used Cars and Trucks Methodology

With the release of January 2024 data, the CPI program plans to update the mileage adjustment applied to each sampled used vehicle in the used cars and trucks index. Historically, a single, stable mileage amount estimated for a given make and model was applied to each sampled vehicle and was unchanged throughout the year. The assigned mileage amount will now be replaced with a monthly average mileage amount based on the age of the sampled used vehicle, and not the make and model. Each estimated price for a sampled used vehicle will still be adjusted for depreciation.

In addition, seasonally adjusted indexes as well as calculated seasonal adjustment factors will take the new methodology into account beginning in 2024. Revised seasonal factors are available at [www.bls.gov/cpi/seasonal-adjustment/home.htm](http://www.bls.gov/cpi/seasonal-adjustment/home.htm).

Details on the current method are available on the Measuring Price Change in the CPI: Used cars and trucks factsheet ([www.bls.gov/cpi/factsheets/used-cars-and-trucks.htm](http://www.bls.gov/cpi/factsheets/used-cars-and-trucks.htm)). This factsheet will be updated on February 13, 2024, with the release of January 2024 data once this change takes effect.

### Technical Note

#### Brief Explanation of the CPI

The Consumer Price Index (CPI) measures the change in prices paid by consumers for goods and services. The CPI reflects spending patterns for each of two population groups: all urban consumers and urban wage earners and clerical workers. The all urban consumer group represents over 90 percent of the total U.S. population. It is based on the expenditures of almost all residents of urban or metropolitan areas, including professionals, the self-employed, the poor, the unemployed, and retired people, as well as urban wage earners and clerical workers. Not included in the CPI are the spending patterns of people living in rural nonmetropolitan areas, farming families, people in the Armed Forces, and those in institutions, such as prisons and mental hospitals. Consumer inflation for all urban consumers is measured by two indexes, namely, the Consumer Price Index for All Urban Consumers (CPI-U) and the Chained Consumer Price Index for All Urban Consumers (C-CPI-U).

The Consumer Price Index for Urban Wage Earners and Clerical Workers (CPI-W) is based on the expenditures of households included in the CPI-U definition that meet two requirements: more than one-half of the household's income must come from clerical or wage occupations, and at least one of the household's earners must have been employed for at least 37 weeks during the previous 12 months. The CPI-W population represents approximately 30 percent of the total U.S. population and is a subset of the CPI-U population.

The CPIs are based on prices of food, clothing, shelter, fuels, transportation, doctors' and dentists' services, drugs, and other goods and services that people buy for day-to-day living. Prices are collected each month in 75 urban areas across the country from about 6,000 housing units and approximately 22,000 retail establishments (department stores, supermarkets, hospitals, filling stations, and other types of stores and service establishments). All taxes directly associated with the purchase and use of items are included in the index. Prices of fuels and a few other items are obtained every month in all 75 locations. Prices of most other commodities and services are collected every month in the three largest geographic areas and every other month in other areas. Prices of most goods and services are obtained by personal visit, telephone call, web, or app collection by the Bureau's trained representatives.

In calculating the index, price changes for the various items in each location are aggregated using weights, which represent their importance in the spending of the appropriate population group. Local

data are then combined to obtain a U.S. city average. For the CPI-U and CPI-W, separate indexes are also published by size of city, by region of the country, for cross-classifications of regions and population-size classes, and for 23 selected local areas. Area indexes do not measure differences in the level of prices among cities; they only measure the average change in prices for each area since the base period. For the C-CPI-U, data are issued only at the national level. The CPI-U and CPI-W are considered final when released, but the C-CPI-U is issued in preliminary form and subject to three subsequent quarterly revisions.

The index measures price change from a designed reference date. For most of the CPI-U and the CPI-W, the reference base is 1982-84 equals 100. The reference base for the C-CPI-U is December 1999 equals 100. An increase of 7 percent from the reference base, for example, is shown as 107.000. Alternatively, that relationship can also be expressed as the price of a base period market basket of goods and services rising from \$100 to \$107.

### Sampling Error in the CPI

The CPI is a statistical estimate that is subject to sampling error because it is based upon a sample of retail prices and not the complete universe of all prices. BLS calculates and publishes estimates of the 1-month, 2-month, 6-month, and 12-month percent change standard errors annually for the CPI-U. These standard error estimates can be used to construct confidence intervals for hypothesis testing. For example, the estimated standard error of the 1-month percent change is 0.03 percent for the U.S. all items CPI. This means that if we repeatedly sample from the universe of all retail prices using the same methodology, and estimate a percentage change for each sample, then 95 percent of these estimates will be within 0.06 percent of the 1-month percentage change based on all retail prices. For example, for a 1-month change of 0.2 percent in the all items CPI-U, we are 95 percent confident that the actual percent change based on all retail prices would fall between 0.14 and 0.26 percent. For the latest data, including information on how to use the estimates of standard error, see [www.bls.gov/cpi/tables/variance-estimates/home.htm](http://www.bls.gov/cpi/tables/variance-estimates/home.htm).

### Calculating Index Changes

Movements of the indexes from 1 month to another are usually expressed as percent changes rather than changes in index points, because index point changes are affected by the level of the index in relation to its base period, while percent changes are not. The following table shows an example of using index values to calculate percent changes:

	<b>Item A</b>	<b>Item B</b>	<b>Item C</b>
<b>Year I</b>	112.500	225.000	110.000
<b>Year II</b>	121.500	243.000	128.000
<b>Change in index points</b>	9.000	18.000	18.000
<b>Percent change</b>	$9.0/112.500 \times 100 = 8.0$	$18.0/225.000 \times 100 = 8.0$	$18.0/110.000 \times 100 = 16.4$

## Use of Seasonally Adjusted and Unadjusted Data

The Consumer Price Index (CPI) program produces both unadjusted and seasonally adjusted data. Seasonally adjusted data are computed using seasonal factors derived by the X-13ARIMA-SEATS seasonal adjustment method. These factors are updated each February, and the new factors are used to revise the previous 5 years of seasonally adjusted data. The factors are available at [www.bls.gov/cpi/tables/seasonal-adjustment/seasonal-factors-2023.xlsx](http://www.bls.gov/cpi/tables/seasonal-adjustment/seasonal-factors-2023.xlsx). For more information on data revision scheduling, please see the Factsheet on Seasonal Adjustment at [www.bls.gov/cpi/seasonal-adjustment/questions-and-answers.htm](http://www.bls.gov/cpi/seasonal-adjustment/questions-and-answers.htm) and the Timeline of Seasonal Adjustment Methodological Changes at [www.bls.gov/cpi/seasonal-adjustment/timeline-seasonal-adjustment-methodology-changes.htm](http://www.bls.gov/cpi/seasonal-adjustment/timeline-seasonal-adjustment-methodology-changes.htm).

### *How to Use Seasonally Adjusted and Unadjusted Data*

For analyzing short-term price trends in the economy, seasonally adjusted changes are usually preferred since they eliminate the effect of changes that normally occur at the same time and in about the same magnitude every year—such as price movements resulting from weather events, production cycles, model changeovers, holidays, and sales. This allows data users to focus on changes that are not typical for the time of year.

The unadjusted data are of primary interest to consumers concerned about the prices they actually pay. Unadjusted data are also used extensively for escalation purposes. Many collective bargaining contract agreements and pension plans, for example, tie compensation changes to the Consumer Price Index before adjustment for seasonal variation. BLS advises against the use of seasonally adjusted data in escalation agreements because seasonally adjusted series are revised annually.

### *Intervention Analysis*

The Bureau of Labor Statistics uses intervention analysis seasonal adjustment (IASA) for some CPI series. Sometimes extreme values or sharp movements can distort the underlying seasonal pattern of price change. Intervention analysis seasonal adjustment is a process by which the distortions caused by such unusual events are estimated and removed from the data prior to calculation of seasonal factors. The resulting seasonal factors, which more accurately represent the seasonal pattern, are then applied to the unadjusted data.

For example, this procedure was used for the motor fuel series to offset the effects of the 2009 return to normal pricing after the worldwide economic downturn in 2008. Retaining this outlier data during seasonal factor calculation would distort the computation of the seasonal portion of the time series data for motor fuel, so it was estimated and removed from the data prior to seasonal adjustment. Following that, seasonal factors were calculated based on this “prior adjusted” data. These seasonal factors represent a clearer picture of the seasonal pattern in the data. The last step is for motor fuel seasonal factors to be applied to the unadjusted data.

For the seasonal factors introduced for January 2023, BLS adjusted 57 series using intervention analysis seasonal adjustment, including selected food and beverage items, motor fuels and vehicles.

### *Revision of Seasonally Adjusted Indexes*

Seasonally adjusted data, including the U.S. city average all items index levels, are subject to revision for up to 5 years after their original release. Every year, economists in the CPI calculate new seasonal factors for seasonally adjusted series and apply them to the last 5 years of data. Seasonally adjusted indexes beyond the last 5 years of data are considered to be final and not subject to revision. For January 2023, revised seasonal factors and seasonally adjusted indexes for 2018 to 2022 were calculated and published. For series which are directly adjusted using the Census X-13ARIMA-SEATS seasonal adjustment software, the seasonal factors for 2022 will be applied to data for 2023 to produce the

seasonally adjusted 2023 indexes. Series which are indirectly seasonally adjusted by summing seasonally adjusted component series have seasonal factors which are derived and are therefore not available in advance.

### *Determining Seasonal Status*

Each year the seasonal status of every series is reevaluated based upon certain statistical criteria. Using these criteria, BLS economists determine whether a series should change its status from "not seasonally adjusted" to "seasonally adjusted", or vice versa. If any of the 81 components of the U.S. city average all items index change their seasonal adjustment status from seasonally adjusted to not seasonally adjusted, not seasonally adjusted data will be used in the aggregation of the dependent series for the last 5 years, but the seasonally adjusted indexes before that period will not be changed. For 2023, 37 of the 81 components of the U.S. city average all items index are not seasonally adjusted.

### **Contact Information**

For additional information about the CPI visit [www.bls.gov/cpi](http://www.bls.gov/cpi) or contact the CPI Information and Analysis Section at 202-691-7000 or [cpi\\_info@bls.gov](mailto:cpi_info@bls.gov).

For additional information on seasonal adjustment in the CPI visit [www.bls.gov/cpi/seasonal-adjustment/home.htm](http://www.bls.gov/cpi/seasonal-adjustment/home.htm)

If you are deaf, hard of hearing, or have a speech disability, please dial 7-1-1 to access telecommunications relay services.

**Table 1. Consumer Price Index for All Urban Consumers (CPI-U): U.S. city average, by expenditure category, December 2023**

[1982-84=100, unless otherwise noted]

Expenditure category	Relative importance Nov. 2023	Unadjusted indexes			Unadjusted percent change		Seasonally adjusted percent change		
		Dec. 2022	Nov. 2023	Dec. 2023	Dec. 2022- Dec. 2023	Nov. 2023- Dec. 2023	Sep. 2023- Oct. 2023	Oct. 2023- Nov. 2023	Nov. 2023- Dec. 2023
All items.....	100.000	296.797	307.051	306.746	3.4	-0.1	0.0	0.1	0.3
Food.....	13.424	316.839	325.172	325.409	2.7	0.1	0.3	0.2	0.2
Food at home.....	8.553	299.089	303.224	303.005	1.3	-0.1	0.3	0.1	0.1
Cereals and bakery products.....	1.162	345.029	356.169	353.844	2.6	-0.7	0.2	0.5	-0.3
Meats, poultry, fish, and eggs.....	1.782	320.455	319.860	320.143	-0.1	0.1	0.7	-0.2	0.5
Dairy and related products.....	0.780	271.376	267.609	267.889	-1.3	0.1	0.3	0.1	0.3
Fruits and vegetables.....	1.468	349.134	350.736	350.250	0.3	-0.1	0.0	0.3	-0.1
Nonalcoholic beverages and beverage materials.....	1.030	210.324	215.604	215.872	2.6	0.1	-0.1	0.5	0.2
Other food at home.....	2.331	262.985	270.250	270.223	2.8	0.0	0.3	-0.1	0.1
Food away from home <sup>1</sup> .....	4.870	343.559	360.383	361.564	5.2	0.3	0.4	0.4	0.3
Energy.....	6.741	274.937	277.029	269.375	-2.0	-2.8	-2.5	-2.3	0.4
Energy commodities.....	3.473	297.625	306.419	288.953	-2.9	-5.7	-4.9	-5.8	-0.1
Fuel oil <sup>1</sup> .....	0.131	461.140	416.239	393.189	-14.7	-5.5	-0.8	-2.7	-5.5
Motor fuel.....	3.283	288.979	299.696	282.246	-2.3	-5.8	-4.9	-6.0	0.1
Gasoline (all types).....	3.194	285.757	297.598	280.289	-1.9	-5.8	-5.0	-6.0	0.2
Energy services.....	3.267	263.825	259.944	260.877	-1.1	0.4	0.5	1.7	0.9
Electricity.....	2.522	260.548	267.545	269.170	3.3	0.6	0.3	1.4	1.3
Utility (piped) gas service.....	0.745	267.683	231.976	230.862	-13.8	-0.5	1.2	2.8	-0.4
All items less food and energy.....	79.836	300.113	311.606	311.907	3.9	0.1	0.2	0.3	0.3
Commodities less food and energy.....	20.781	164.304	165.367	164.590	0.2	-0.5	-0.1	-0.3	0.0
Apparel.....	2.464	124.587	128.093	125.794	1.0	-1.8	0.1	-1.3	0.1
New vehicles.....	4.222	176.463	178.700	178.269	1.0	-0.2	-0.1	-0.1	0.3
Used cars and trucks.....	2.544	188.864	186.270	186.383	-1.3	0.1	-0.8	1.6	0.5
Medical care commodities <sup>1</sup> .....	1.475	391.809	410.847	410.365	4.7	-0.1	0.4	0.5	-0.1
Alcoholic beverages.....	0.837	280.755	287.731	287.873	2.5	0.0	0.2	-0.1	0.3
Tobacco and smoking products <sup>1</sup> .....	0.515	1,379.589	1,487.792	1,486.900	7.8	-0.1	1.9	1.1	-0.1
Services less energy services.....	59.055	384.906	404.143	405.338	5.3	0.3	0.3	0.5	0.4
Shelter.....	35.170	366.868	387.892	389.433	6.2	0.4	0.3	0.4	0.5
Rent of primary residence.....	7.714	385.649	408.838	410.606	6.5	0.4	0.5	0.5	0.4
Owners' equivalent rent of residences <sup>2</sup> .....	26.018	376.897	399.032	400.828	6.3	0.5	0.4	0.5	0.5
Medical care services.....	6.374	602.395	597.016	599.464	-0.5	0.4	0.3	0.6	0.7
Physicians' services <sup>1</sup> .....	1.777	415.611	412.011	412.930	-0.6	0.2	-1.0	0.6	0.2
Hospital services <sup>1, 3</sup> .....	1.968	383.150	402.222	404.407	5.5	0.5	1.1	0.1	0.5
Transportation services.....	6.127	373.598	411.892	409.749	9.7	-0.5	0.8	1.1	0.1
Motor vehicle maintenance and repair <sup>1</sup> .....	1.145	366.960	393.924	392.897	7.1	-0.3	0.2	0.3	-0.3
Motor vehicle insurance.....	2.874	648.771	768.249	780.284	20.3	1.6	1.9	1.0	1.5
Airline fares.....	0.543	268.519	257.222	243.348	-9.4	-5.4	-0.9	-0.4	1.0

<sup>1</sup> Not seasonally adjusted.

<sup>2</sup> Indexes on a December 1982=100 base.

<sup>3</sup> Indexes on a December 1996=100 base.

**Table 2. Consumer Price Index for All Urban Consumers (CPI-U): U.S. city average, by detailed expenditure category, December 2023**

[1982-84=100, unless otherwise noted]

Expenditure category	Relative importance Nov. 2023	Unadjusted percent change		Seasonally adjusted percent change		
		Dec. 2022- Dec. 2023	Nov. 2023- Dec. 2023	Sep. 2023- Oct. 2023	Oct. 2023- Nov. 2023	Nov. 2023- Dec. 2023
All items.....	100.000	3.4	-0.1	0.0	0.1	0.3
Food.....	13.424	2.7	0.1	0.3	0.2	0.2
Food at home.....	8.553	1.3	-0.1	0.3	0.1	0.1
Cereals and bakery products.....	1.162	2.6	-0.7	0.2	0.5	-0.3
Cereals and cereal products.....	0.359	0.4	-1.3	-0.3	0.4	-1.5
Flour and prepared flour mixes.....	0.060	2.2	-1.4	0.9	1.4	0.0
Breakfast cereal <sup>1</sup> .....	0.146	0.3	-2.4	0.6	0.8	-2.4
Rice, pasta, cornmeal.....	0.153	-0.3	-0.1	-0.7	-0.7	-0.1
Rice <sup>1, 2, 3</sup> .....		0.1	0.1	-0.9	0.4	0.1
Bakery products <sup>1</sup> .....	0.803	3.6	-0.4	0.3	0.2	-0.4
Bread <sup>1, 2</sup> .....	0.226	3.1	-0.3	1.0	-0.4	-0.3
White bread <sup>1, 3</sup> .....		2.7	0.2	1.0	-1.4	0.2
Bread other than white <sup>1, 3</sup> .....		3.6	-1.0	1.1	0.6	-1.0
Fresh biscuits, rolls, muffins <sup>2</sup> .....	0.121	4.1	-2.0	0.4	1.8	-1.4
Cakes, cupcakes, and cookies <sup>1</sup> .....	0.205	2.6	-0.2	-1.0	0.7	-0.2
Cookies <sup>1, 3</sup> .....		2.7	0.1	-1.1	0.2	0.1
Fresh cakes and cupcakes <sup>1, 3</sup> .....		3.8	-0.4	-0.3	1.0	-0.4
Other bakery products.....	0.251	4.4	0.2	0.7	0.9	0.4
Fresh sweetrolls, coffeecakes, doughnuts <sup>1, 3</sup> .....		3.1	0.2	1.5	0.2	0.2
Crackers, bread, and cracker products <sup>3</sup> .....		7.7	0.8	1.1	2.2	0.1
Frozen and refrigerated bakery products, pies, tarts, turnovers <sup>3</sup> .....		2.3	-0.9	0.7	0.6	0.2
Meats, poultry, fish, and eggs.....	1.782	-0.1	0.1	0.7	-0.2	0.5
Meats, poultry, and fish.....	1.670	2.3	-0.5	0.7	-0.4	0.0
Meats.....	1.044	3.6	-0.5	1.0	-0.4	0.2
Beef and veal.....	0.460	8.7	0.0	1.2	-0.3	0.2
Uncooked ground beef <sup>1</sup> .....	0.164	6.7	-0.7	1.5	-1.5	-0.7
Uncooked beef roasts <sup>2</sup> .....	0.061	8.9	-2.1	4.1	1.7	-1.7
Uncooked beef steaks <sup>2</sup> .....	0.189	11.2	1.4	0.5	-1.2	2.4
Uncooked other beef and veal <sup>1, 2</sup> .....	0.045	5.6	-1.1	0.8	1.6	-1.1
Pork.....	0.331	0.1	-1.4	1.3	-1.0	0.3
Bacon, breakfast sausage, and related products <sup>2</sup> .....	0.142	-0.8	-1.2	1.3	-1.1	-0.2
Bacon and related products <sup>3</sup> .....		1.6	-1.5	1.8	-2.1	0.3
Breakfast sausage and related products <sup>2, 3</sup> .....		-3.7	-0.5	0.1	0.5	-1.5
Ham.....	0.066	2.5	-2.4	0.5	-0.8	2.6
Ham, excluding canned <sup>3</sup> .....		2.5	-2.5	0.5	-1.2	2.9
Pork chops <sup>1</sup> .....	0.045	-0.4	-0.9	3.5	-2.4	-0.9
Other pork including roasts, steaks, and ribs <sup>2</sup> .....	0.079	-0.1	-1.2	1.5	-0.4	0.2
Other meats.....	0.253	-0.2	0.0	0.4	0.1	-0.1
Frankfurters <sup>3</sup> .....		2.2	-0.1	2.0	0.7	0.3
Lunchmeats <sup>1, 2, 3</sup> .....		0.3	0.2	1.3	0.0	0.2
Poultry <sup>1</sup> .....	0.346	1.2	-0.4	0.3	-0.9	-0.4
Chicken <sup>1, 2</sup> .....	0.276	0.7	0.1	0.3	-0.4	0.1
Fresh whole chicken <sup>1, 3</sup> .....		3.1	-0.4	0.2	1.4	-0.4
Fresh and frozen chicken parts <sup>1, 3</sup> .....		0.0	0.5	0.2	-1.1	0.5
Other uncooked poultry including turkey <sup>2</sup> .....	0.070	3.3	-2.3	1.2	-0.1	-1.7
Fish and seafood.....	0.279	-1.4	-0.8	-0.1	0.4	-0.3
Fresh fish and seafood <sup>1, 2</sup> .....	0.134	-2.5	-1.0	0.0	-0.3	-1.0
Processed fish and seafood <sup>2</sup> .....	0.145	-0.5	-0.6	-0.4	0.2	-0.1
Shelf stable fish and seafood <sup>3</sup> .....		3.8	0.7	-1.0	1.8	1.1
Frozen fish and seafood <sup>3</sup> .....		-2.8	-1.9	-1.1	0.1	-0.9
Eggs <sup>1</sup> .....	0.113	-23.8	8.9	0.1	2.2	8.9

See footnotes at end of table.

**Table 2. Consumer Price Index for All Urban Consumers (CPI-U): U.S. city average, by detailed expenditure category, December 2023 — Continued**  
 [1982-84=100, unless otherwise noted]

Expenditure category	Relative importance Nov. 2023	Unadjusted percent change		Seasonally adjusted percent change		
		Dec. 2022- Dec. 2023	Nov. 2023- Dec. 2023	Sep. 2023- Oct. 2023	Oct. 2023- Nov. 2023	Nov. 2023- Dec. 2023
Dairy and related products.....	0.780	-1.3	0.1	0.3	0.1	0.3
Milk <sup>2</sup> .....	0.192	-1.8	0.5	1.0	0.0	0.5
Fresh whole milk <sup>3</sup> .....		-2.3	0.4	1.6	0.0	0.8
Fresh milk other than whole <sup>2, 3</sup> .....		-1.4	0.6	0.7	0.0	0.4
Cheese and related products <sup>1</sup> .....	0.237	-3.3	-0.2	0.5	-0.7	-0.2
Ice cream and related products.....	0.121	2.8	1.1	-1.4	0.8	1.0
Other dairy and related products <sup>2</sup> .....	0.229	-0.8	-0.5	0.4	-0.2	-0.1
Fruits and vegetables.....	1.468	0.3	-0.1	0.0	0.3	-0.1
Fresh fruits and vegetables.....	1.096	-0.5	-0.6	-0.3	1.0	-0.5
Fresh fruits.....	0.593	3.6	-0.6	0.5	1.6	0.3
Apples.....	0.075	-5.9	-0.1	-7.9	0.4	0.2
Bananas <sup>1</sup> .....	0.088	1.0	0.0	-0.1	-0.4	0.0
Citrus fruits <sup>2</sup> .....	0.179	5.4	-4.0	2.9	3.2	0.7
Oranges, including tangerines <sup>3</sup> .....		5.3	-5.4	3.1	3.1	0.7
Other fresh fruits <sup>2</sup> .....	0.251	6.4	1.3	3.4	0.4	1.6
Fresh vegetables.....	0.503	-4.8	-0.6	-1.3	0.3	-1.3
Potatoes.....	0.082	-2.8	-1.8	-2.7	4.6	-2.8
Lettuce.....	0.071	-16.7	-3.5	-1.1	-2.9	-4.0
Tomatoes.....	0.082	-7.2	1.2	-1.7	0.7	0.1
Other fresh vegetables.....	0.268	-1.0	0.0	-0.3	-0.4	0.0
Processed fruits and vegetables <sup>2</sup> .....	0.372	2.7	1.3	1.0	-1.4	0.9
Canned fruits and vegetables <sup>2</sup> .....	0.190	2.4	1.7	1.1	-0.8	1.4
Canned fruits <sup>2, 3</sup> .....		2.4	1.5	0.1	-0.2	0.9
Canned vegetables <sup>2, 3</sup> .....		2.1	1.1	1.7	-1.0	0.6
Frozen fruits and vegetables <sup>2</sup> .....	0.108	3.9	0.4	0.4	-2.2	0.5
Frozen vegetables <sup>3</sup> .....		6.1	0.4	0.0	-2.6	0.9
Other processed fruits and vegetables including dried <sup>2</sup> .....	0.073	1.7	1.6	1.5	-1.5	0.2
Dried beans, peas, and lentils <sup>1, 2, 3</sup> .....		-1.5	2.2	1.8	-2.3	2.2
Nonalcoholic beverages and beverage materials.....	1.030	2.6	0.1	-0.1	0.5	0.2
Juices and nonalcoholic drinks <sup>2</sup> .....	0.726	3.6	0.5	0.3	0.5	0.5
Carbonated drinks.....	0.304	2.9	0.5	0.9	1.5	0.6
Frozen noncarbonated juices and drinks <sup>1, 2</sup> .....	0.009	19.1	1.4	2.0	-1.2	1.4
Nonfrozen noncarbonated juices and drinks <sup>2</sup> .....	0.413	3.9	0.5	0.0	-0.1	0.2
Beverage materials including coffee and tea <sup>2</sup> .....	0.304	0.3	-0.8	-0.6	0.5	-0.8
Coffee.....	0.193	-1.6	-1.4	-0.6	0.4	-1.1
Roasted coffee <sup>3</sup> .....		-2.0	-1.1	-0.8	0.8	-1.0
Instant coffee <sup>1, 3</sup> .....		-0.5	-1.7	-1.1	0.2	-1.7
Other beverage materials including tea <sup>1, 2</sup> .....	0.111	3.7	0.2	-1.5	0.5	0.2
Other food at home.....	2.331	2.8	0.0	0.3	-0.1	0.1
Sugar and sweets <sup>1</sup> .....	0.306	5.2	0.2	-0.5	-0.1	0.2
Sugar and sugar substitutes.....	0.041	6.9	0.3	1.6	-1.5	1.1
Candy and chewing gum <sup>1, 2</sup> .....	0.195	5.5	0.3	-0.7	0.6	0.3
Other sweets <sup>2</sup> .....	0.070	3.4	0.0	-0.4	0.4	0.3
Fats and oils.....	0.255	2.3	0.8	2.3	0.5	1.0
Butter and margarine <sup>2</sup> .....	0.081	-2.8	-0.3	2.1	3.4	0.1
Butter <sup>3</sup> .....		-2.9	0.2	2.1	4.3	0.3
Margarine <sup>1, 3</sup> .....		-1.8	0.3	0.5	-2.0	0.3
Salad dressing <sup>2</sup> .....	0.060	3.0	0.8	1.7	-0.9	0.1
Other fats and oils including peanut butter <sup>2</sup> .....	0.114	5.8	1.5	2.3	-0.9	2.6
Peanut butter <sup>1, 2, 3</sup> .....		3.0	2.6	1.5	-2.1	2.6
Other foods.....	1.770	2.4	-0.2	0.1	-0.2	0.0
Soups.....	0.102	0.6	-0.1	0.1	1.2	-0.2
Frozen and freeze dried prepared foods.....	0.265	0.7	1.2	-0.7	-1.1	1.2

See footnotes at end of table.

**Table 2. Consumer Price Index for All Urban Consumers (CPI-U): U.S. city average, by detailed expenditure category, December 2023 — Continued**  
 [1982-84=100, unless otherwise noted]

Expenditure category	Relative importance Nov. 2023	Unadjusted percent change		Seasonally adjusted percent change		
		Dec. 2022- Dec. 2023	Nov. 2023- Dec. 2023	Sep. 2023- Oct. 2023	Oct. 2023- Nov. 2023	Nov. 2023- Dec. 2023
Snacks.....	0.372	2.0	-0.4	0.0	-1.0	0.2
Spices, seasonings, condiments, sauces.....	0.357	4.1	-0.4	1.2	0.0	0.0
Salt and other seasonings and spices <sup>2, 3</sup> .....		3.4	-1.6	1.7	0.2	-1.2
Olives, pickles, relishes <sup>1, 2, 3</sup> .....		3.3	-0.1	1.9	0.5	-0.1
Sauces and gravies <sup>2, 3</sup> .....		6.7	-0.1	0.7	0.9	0.3
Other condiments <sup>3</sup> .....		2.1	0.2	0.1	-1.8	-0.4
Baby food and formula <sup>1, 2</sup> .....	0.040	7.3	-0.5	1.0	-0.4	-0.5
Other miscellaneous foods <sup>2</sup> .....	0.636	2.4	-0.4	0.0	0.2	-0.5
Prepared salads <sup>3, 4</sup> .....		1.8	0.7	0.8	-1.6	0.3
Food away from home <sup>1</sup> .....	4.870	5.2	0.3	0.4	0.4	0.3
Full service meals and snacks <sup>1, 2</sup> .....	2.324	4.5	0.3	0.3	0.5	0.3
Limited service meals and snacks <sup>1, 2</sup> .....	2.272	5.9	0.4	0.5	0.4	0.4
Food at employee sites and schools <sup>1, 2</sup> .....	0.076	3.3	-0.1	0.2	0.4	-0.1
Food at elementary and secondary schools <sup>1, 3, 5</sup> .....		2.2	-0.1	0.1	0.0	-0.1
Food from vending machines and mobile vendors <sup>1, 2</sup> .....	0.027	13.1	0.1	2.7	0.3	0.1
Other food away from home <sup>1, 2</sup> .....	0.171	6.6	0.0	-0.9	0.3	0.0
Energy.....	6.741	-2.0	-2.8	-2.5	-2.3	0.4
Energy commodities.....	3.473	-2.9	-5.7	-4.9	-5.8	-0.1
Fuel oil and other fuels.....	0.190	-11.8	-3.6	-3.4	-2.2	-3.3
Fuel oil <sup>1</sup> .....	0.131	-14.7	-5.5	-0.8	-2.7	-5.5
Propane, kerosene, and firewood <sup>6</sup> .....	0.059	-5.0	0.8	0.0	-0.3	-0.4
Motor fuel.....	3.283	-2.3	-5.8	-4.9	-6.0	0.1
Gasoline (all types).....	3.194	-1.9	-5.8	-5.0	-6.0	0.2
Gasoline, unleaded regular <sup>3</sup> .....		-2.2	-5.9	-5.7	-7.0	0.2
Gasoline, unleaded midgrade <sup>3, 7</sup> .....		-0.8	-5.2	-3.2	-5.6	0.6
Gasoline, unleaded premium <sup>3</sup> .....		-0.1	-5.0	-3.1	-4.8	0.1
Other motor fuels <sup>1, 2</sup> .....	0.090	-15.2	-6.1	-1.1	-4.2	-6.1
Energy services.....	3.267	-1.1	0.4	0.5	1.7	0.9
Electricity.....	2.522	3.3	0.6	0.3	1.4	1.3
Utility (piped) gas service.....	0.745	-13.8	-0.5	1.2	2.8	-0.4
All items less food and energy.....	79.836	3.9	0.1	0.2	0.3	0.3
Commodities less food and energy commodities.....	20.781	0.2	-0.5	-0.1	-0.3	0.0
Household furnishings and supplies <sup>8</sup> .....	4.230	-0.9	-0.5	-0.2	-0.7	-0.4
Window and floor coverings and other linens <sup>2</sup> .....	0.291	-3.1	1.8	-1.5	-1.0	2.6
Floor coverings <sup>1, 2</sup> .....	0.082	0.9	2.1	0.1	-1.6	2.1
Window coverings <sup>1, 2</sup> .....	0.075	5.6	0.1	1.2	0.3	0.1
Other linens <sup>2</sup> .....	0.133	-9.3	2.6	-4.3	-2.6	3.2
Furniture and bedding <sup>1</sup> .....	1.113	-4.3	-1.2	1.4	-1.1	-1.2
Bedroom furniture <sup>1</sup> .....	0.367	-1.7	-0.6	1.0	-1.0	-0.6
Living room, kitchen, and dining room furniture <sup>1, 2</sup> .....	0.541	-6.0	-1.6	0.5	-1.0	-1.6
Other furniture <sup>2</sup> .....	0.199	-4.0	-1.4	4.3	-0.7	-1.7
Appliances <sup>2</sup> .....	0.265	-4.0	-0.4	-1.2	-1.0	-0.2
Major appliances <sup>2</sup> .....	0.093	-10.3	2.0	-2.0	-0.8	1.2
Laundry equipment <sup>1, 3</sup> .....		-13.6	2.1	-5.0	-3.8	2.1
Other appliances <sup>1, 2</sup> .....	0.171	0.0	-1.7	-1.4	-1.8	-1.7
Other household equipment and furnishings <sup>2</sup> .....	0.551	-1.1	-0.2	-1.1	-1.9	0.5
Clocks, lamps, and decorator items <sup>1</sup> .....	0.304	-1.0	-0.3	-0.9	-3.3	-0.3
Indoor plants and flowers <sup>9</sup> .....	0.129	1.8	-0.5	1.3	0.7	-1.3
Dishes and flatware <sup>1, 2</sup> .....	0.038	-2.0	3.0	-1.1	-4.7	3.0
Nonelectric cookware and tableware <sup>2</sup> .....	0.079	-5.5	-1.1	-2.0	-0.2	-1.2
Tools, hardware, outdoor equipment and supplies <sup>2</sup> .....	1.050	0.9	-0.9	-1.1	-0.7	-0.4
Tools, hardware and supplies <sup>2</sup> .....	0.267	1.0	-0.2	-0.5	1.7	0.1
Outdoor equipment and supplies <sup>2</sup> .....	0.550	1.2	-1.4	-1.7	-1.8	-1.2

See footnotes at end of table.

**Table 2. Consumer Price Index for All Urban Consumers (CPI-U): U.S. city average, by detailed expenditure category, December 2023 — Continued**  
 [1982-84=100, unless otherwise noted]

Expenditure category	Relative importance Nov. 2023	Unadjusted percent change		Seasonally adjusted percent change		
		Dec. 2022- Dec. 2023	Nov. 2023- Dec. 2023	Sep. 2023- Oct. 2023	Oct. 2023- Nov. 2023	Nov. 2023- Dec. 2023
Housekeeping supplies <sup>1</sup> .....	0.960	2.8	0.0	0.3	-0.5	0.0
Household cleaning products <sup>1, 2</sup> .....	0.326	3.8	0.0	0.1	-0.7	0.0
Household paper products <sup>1, 2</sup> .....	0.177	2.7	0.7	0.2	-0.5	0.7
Miscellaneous household products <sup>1, 2</sup> .....	0.457	2.1	-0.3	0.4	-0.4	-0.3
Apparel.....	2.464	1.0	-1.8	0.1	-1.3	0.1
Men's and boys' apparel.....	0.646	1.3	-2.1	0.5	-2.4	-0.4
Men's apparel.....	0.478	1.8	-2.0	0.6	-2.0	0.0
Men's suits, sport coats, and outerwear.....	0.064	-6.0	-4.7	1.5	1.8	-1.2
Men's underwear, nightwear, swimwear, and accessories <sup>1</sup> .....	0.175	3.3	-1.6	-0.5	-2.8	-1.6
Men's shirts and sweaters <sup>2</sup> .....	0.119	3.8	-1.4	0.7	-1.5	0.1
Men's pants and shorts.....	0.111	2.0	-1.9	0.9	-5.3	-0.4
Boys' apparel.....	0.167	0.2	-2.2	-0.2	-3.4	-1.6
Women's and girls' apparel.....	1.004	0.6	-2.4	-0.2	-1.2	0.3
Women's apparel.....	0.842	1.5	-2.1	-0.1	-0.9	0.9
Women's outerwear.....	0.047	2.7	-2.4	-5.9	-0.7	0.8
Women's dresses.....	0.093	0.5	-5.2	-3.1	0.7	-0.4
Women's suits and separates <sup>2</sup> .....	0.380	0.4	-2.7	1.1	-2.1	0.4
Women's underwear, nightwear, swimwear, and accessories <sup>2</sup> .....	0.311	3.1	-0.4	0.3	-1.0	3.3
Girls' apparel.....	0.162	-4.3	-4.1	-0.8	-2.4	-3.1
Footwear.....	0.501	0.7	-1.8	-0.4	-0.5	-0.4
Men's footwear <sup>1</sup> .....	0.183	1.3	-2.0	0.8	0.3	-2.0
Boys' and girls' footwear.....	0.117	-2.0	-1.5	-0.7	-1.7	-0.8
Women's footwear.....	0.200	1.9	-1.8	-1.3	-0.3	-0.5
Infants' and toddlers' apparel.....	0.100	1.2	-1.0	0.4	-1.4	-0.1
Jewelry and watches <sup>6</sup> .....	0.213	2.2	1.7	1.2	-0.2	2.1
Watches <sup>1, 6</sup> .....	0.036	0.4	0.2	2.6	0.7	0.2
Jewelry <sup>6</sup> .....	0.177	2.5	2.0	1.1	0.0	2.6
Transportation commodities less motor fuel <sup>8</sup> .....	7.473	0.0	-0.1	-0.4	0.5	0.3
New vehicles.....	4.222	1.0	-0.2	-0.1	-0.1	0.3
New cars <sup>3</sup> .....		0.4	-0.4	0.0	0.0	0.0
New trucks <sup>3, 10</sup> .....		1.1	-0.2	-0.1	-0.1	0.3
Used cars and trucks.....	2.544	-1.3	0.1	-0.8	1.6	0.5
Motor vehicle parts and equipment <sup>1</sup> .....	0.467	-1.2	0.3	-0.3	0.1	0.3
Tires <sup>1</sup> .....	0.316	-1.1	1.2	-0.2	-1.0	1.2
Vehicle accessories other than tires <sup>1, 2</sup> .....	0.151	-1.4	-1.5	-0.7	2.4	-1.5
Vehicle parts and equipment other than tires <sup>1, 3</sup> .....		-0.8	-2.5	-1.0	3.6	-2.5
Motor oil, coolant, and fluids <sup>1, 3</sup> .....		-3.3	0.4	-0.5	1.3	0.4
Medical care commodities <sup>1</sup> .....	1.475	4.7	-0.1	0.4	0.5	-0.1
Medicinal drugs <sup>1, 8</sup> .....	1.361	4.8	-0.2	0.6	0.5	-0.2
Prescription drugs <sup>1</sup> .....	0.947	3.3	-0.4	0.8	0.5	-0.4
Nonprescription drugs <sup>1, 8</sup> .....	0.414	8.3	0.1	0.1	0.4	0.1
Medical equipment and supplies <sup>1, 8</sup> .....	0.114	4.1	1.2	-1.7	0.5	1.2
Recreation commodities <sup>8</sup> .....	2.202	-1.2	-0.7	0.1	-0.6	-0.5
Video and audio products <sup>8</sup> .....	0.262	-6.5	-2.1	0.5	-1.9	-1.3
Televisions.....	0.125	-10.3	-1.5	0.7	-1.6	0.1
Other video equipment <sup>2</sup> .....	0.015	-2.8	-1.5	-0.6	-1.4	-0.4
Audio equipment <sup>1</sup> .....	0.053	-6.4	-4.9	0.6	-1.6	-4.9
Recorded music and music subscriptions <sup>1, 2</sup> .....	0.059	0.2	-1.5	0.5	-3.0	-1.5
Pets and pet products <sup>1</sup> .....	0.663	3.1	0.5	0.0	-0.3	0.5
Pet food <sup>1, 2, 3</sup> .....		5.1	-0.1	0.1	0.0	-0.1
Purchase of pets, pet supplies, accessories <sup>1, 2, 3</sup> .....		0.1	1.4	0.1	-0.5	1.4
Sporting goods <sup>1</sup> .....	0.728	-2.5	-1.2	0.4	-0.6	-1.2

See footnotes at end of table.

**Table 2. Consumer Price Index for All Urban Consumers (CPI-U): U.S. city average, by detailed expenditure category, December 2023 — Continued**  
 [1982-84=100, unless otherwise noted]

Expenditure category	Relative importance Nov. 2023	Unadjusted percent change		Seasonally adjusted percent change		
		Dec. 2022- Dec. 2023	Nov. 2023- Dec. 2023	Sep. 2023- Oct. 2023	Oct. 2023- Nov. 2023	Nov. 2023- Dec. 2023
Sports vehicles including bicycles <sup>1</sup> .....	0.419	-2.6	-1.3	0.5	-0.9	-1.3
Sports equipment <sup>1</sup> .....	0.301	-2.4	-0.9	0.3	-0.1	-0.9
Photographic equipment and supplies.....	0.022	6.4	-1.9	6.8	1.3	-0.1
Photographic equipment <sup>2, 3</sup> .....		6.4	-2.3	7.0	1.3	-0.4
Recreational reading materials <sup>1</sup> .....	0.111	0.4	-0.4	0.7	-0.3	-0.4
Newspapers and magazines <sup>1, 2</sup> .....	0.060	1.6	0.4	1.8	-0.3	0.4
Recreational books <sup>1, 2</sup> .....	0.051	-1.1	-1.5	-0.5	-0.3	-1.5
Other recreational goods <sup>2</sup> .....	0.416	-2.8	-0.7	-0.8	-0.5	-0.5
Toys.....	0.328	-4.5	-0.9	-0.9	-0.4	-0.7
Toys, games, hobbies and playground equipment <sup>2, 3</sup> .....		-4.5	-0.3	-1.0	-0.2	-0.6
Sewing machines, fabric and supplies <sup>1, 2</sup> .....	0.024	10.6	3.2	-1.4	-0.9	3.2
Music instruments and accessories <sup>1, 2</sup> .....	0.052	3.9	-1.2	-0.1	-1.3	-1.2
Education and communication commodities <sup>8</sup> .....	0.838	-7.2	-0.2	-1.3	-2.6	-0.2
Educational books and supplies <sup>1</sup> .....	0.091	-3.6	1.5	-0.6	-1.5	1.5
College textbooks <sup>1, 3, 11</sup> .....		-4.9	1.4	-0.3	-1.4	1.4
Information technology commodities <sup>8</sup> .....	0.747	-7.6	-0.4	-1.4	-2.7	-0.4
Computers, peripherals, and smart home assistants <sup>1, 4</sup> .....	0.351	-3.6	-1.3	-0.8	-1.6	-1.3
Computer software and accessories <sup>1, 2</sup> .....	0.021	-9.9	-2.8	-1.3	-1.8	-2.8
Telephone hardware, calculators, and other consumer information items <sup>1, 2</sup> .....	0.375	-10.9	0.6	-1.9	-3.7	0.6
Smartphones <sup>1, 3, 12</sup> .....		-14.4	0.3	-2.1	-3.7	0.3
Alcoholic beverages.....	0.837	2.5	0.0	0.2	-0.1	0.3
Alcoholic beverages at home.....	0.502	1.2	-0.1	0.2	-0.4	0.4
Beer, ale, and other malt beverages at home.....	0.194	1.9	0.1	0.7	-0.7	0.3
Distilled spirits at home <sup>1</sup> .....	0.086	0.8	-0.5	-0.4	-0.1	-0.5
Whiskey at home <sup>1, 3</sup> .....		1.1	-0.8	-1.0	-0.1	-0.8
Distilled spirits, excluding whiskey, at home <sup>1, 3</sup> .....		0.7	-0.2	0.0	0.1	-0.2
Wine at home <sup>1</sup> .....	0.223	0.7	-0.1	0.0	-0.7	-0.1
Alcoholic beverages away from home <sup>1</sup> .....	0.335	4.6	0.2	0.2	0.1	0.2
Beer, ale, and other malt beverages away from home <sup>1, 2, 3</sup> .....		4.8	0.0	0.2	0.0	0.0
Wine away from home <sup>1, 2, 3</sup> .....		4.5	-0.1	-0.1	0.3	-0.1
Distilled spirits away from home <sup>1, 2, 3</sup> .....		5.2	0.4	0.3	0.1	0.4
Other goods <sup>8</sup> .....	1.263	4.6	-0.6	1.1	0.1	-0.6
Tobacco and smoking products <sup>1</sup> .....	0.515	7.8	-0.1	1.9	1.1	-0.1
Cigarettes <sup>1, 2</sup> .....	0.428	7.8	-0.3	1.9	1.1	-0.3
Tobacco products other than cigarettes <sup>1, 2</sup> .....	0.080	7.8	1.1	1.6	1.5	1.1
Personal care products <sup>1</sup> .....	0.605	3.3	-1.1	0.4	-0.6	-1.1
Hair, dental, shaving, and miscellaneous personal care products <sup>1, 2</sup> .....	0.320	5.1	0.0	0.1	-0.3	0.0
Cosmetics, perfume, bath, nail preparations and implements <sup>1</sup> .....	0.273	1.2	-2.3	0.7	-0.9	-2.3
Miscellaneous personal goods <sup>1, 2</sup> .....	0.143	-0.9	-0.4	1.2	-0.6	-0.4
Stationery, stationery supplies, gift wrap <sup>3</sup> .....		-0.1	0.3	3.5	-0.7	0.1
Services less energy services.....	59.055	5.3	0.3	0.3	0.5	0.4
Shelter.....	35.170	6.2	0.4	0.3	0.4	0.5
Rent of shelter <sup>13</sup> .....	34.795	6.2	0.4	0.3	0.5	0.4
Rent of primary residence.....	7.714	6.5	0.4	0.5	0.5	0.4
Lodging away from home <sup>2</sup> .....	1.063	0.2	-1.1	-2.5	-0.9	0.4
Housing at school, excluding board <sup>13</sup> .....	0.163	3.9	0.2	0.1	0.3	0.3
Other lodging away from home including hotels and motels.....	0.900	-0.5	-1.3	-2.9	-1.1	0.4
Owners' equivalent rent of residences <sup>13</sup> .....	26.018	6.3	0.5	0.4	0.5	0.5

See footnotes at end of table.

**Table 2. Consumer Price Index for All Urban Consumers (CPI-U): U.S. city average, by detailed expenditure category, December 2023 — Continued**  
 [1982-84=100, unless otherwise noted]

Expenditure category	Relative importance Nov. 2023	Unadjusted percent change		Seasonally adjusted percent change		
		Dec. 2022- Dec. 2023	Nov. 2023- Dec. 2023	Sep. 2023- Oct. 2023	Oct. 2023- Nov. 2023	Nov. 2023- Dec. 2023
Owners' equivalent rent of primary residence <sup>13</sup> ..	24.598	6.3	0.4	0.4	0.5	0.5
Tenants' and household insurance <sup>1, 2</sup> .....	0.375	3.6	0.3	0.4	0.5	0.3
Water and sewer and trash collection services <sup>2</sup> .....	1.073	5.2	0.1	0.3	0.3	0.1
Water and sewerage maintenance.....	0.765	4.7	0.1	0.3	0.2	0.1
Garbage and trash collection <sup>1, 10</sup> .....	0.308	6.5	0.1	0.1	0.7	0.1
Household operations <sup>1, 2</sup> .....						
Domestic services <sup>1, 2</sup> .....						
Gardening and lawncare services <sup>1, 2</sup> .....				-0.1	0.9	
Moving, storage, freight expense <sup>1, 2</sup> .....	0.101	-3.4	-2.0	-3.1	0.0	-2.0
Repair of household items <sup>1, 2</sup> .....						
Medical care services.....	6.374	-0.5	0.4	0.3	0.6	0.7
Professional services.....	3.529	1.4	0.3	-0.3	0.5	0.3
Physicians' services <sup>1</sup> .....	1.777	-0.6	0.2	-1.0	0.6	0.2
Dental services.....	0.925	5.0	0.6	0.5	0.5	0.8
Eyeglasses and eye care <sup>1, 6</sup> .....	0.312	2.4	-0.2	0.2	-0.2	-0.2
Services by other medical professionals <sup>1, 6</sup> .....	0.514	1.4	0.0	0.0	0.0	0.0
Hospital and related services <sup>1</sup> .....	2.308	5.6	0.5	1.0	0.1	0.5
Hospital services <sup>1, 14</sup> .....	1.968	5.5	0.5	1.1	0.1	0.5
Inpatient hospital services <sup>1, 3, 14</sup> .....		4.9	0.5	0.9	0.1	0.5
Outpatient hospital services <sup>1, 3, 6</sup> .....		6.7	0.8	0.6	0.1	0.8
Nursing homes and adult day services <sup>14</sup> .....	0.189	4.9	0.0	0.6	0.3	0.2
Care of invalids and elderly at home <sup>1, 5</sup> .....	0.151	6.7	0.4	0.5	-0.4	0.4
Health insurance <sup>1, 5</sup> .....	0.537	-27.1	1.1	1.1	1.1	1.1
Transportation services.....	6.127	9.7	-0.5	0.8	1.1	0.1
Leased cars and trucks <sup>1, 11</sup> .....						
Car and truck rental <sup>2</sup> .....	0.113	-12.1	-4.8	-1.5	-2.2	-0.7
Motor vehicle maintenance and repair <sup>1</sup> .....	1.145	7.1	-0.3	0.2	0.3	-0.3
Motor vehicle body work <sup>1</sup> .....	0.057	4.1	1.0	-0.7	-0.1	1.0
Motor vehicle maintenance and servicing <sup>1</sup> .....	0.587	5.0	-0.5	0.3	0.5	-0.5
Motor vehicle repair <sup>1, 2</sup> .....	0.442	10.3	-0.1	0.1	0.0	-0.1
Motor vehicle insurance.....	2.874	20.3	1.6	1.9	1.0	1.5
Motor vehicle fees <sup>1, 2</sup> .....	0.488	2.7	0.6	0.7	-1.1	0.6
State motor vehicle registration and license fees <sup>1, 2</sup> .....	0.274	2.2	0.3	0.0	0.0	0.3
Parking and other fees <sup>1, 2</sup> .....	0.193	3.3	1.1	1.6	-2.6	1.1
Parking fees and tolls <sup>2, 3</sup> .....		3.9	-0.9	0.6	-0.7	-1.0
Public transportation.....	0.736	-6.9	-4.1	0.0	1.0	0.7
Airline fares.....	0.543	-9.4	-5.4	-0.9	-0.4	1.0
Other intercity transportation.....	0.047	-3.0	-2.2	-0.7	-1.8	-2.3
Ship fare <sup>1, 2, 3</sup> .....		6.2	-0.6	-0.8	-1.6	-0.6
Intracity transportation <sup>1</sup> .....	0.142	1.5	0.4	0.2	-0.2	0.4
Intracity mass transit <sup>1, 3, 8</sup> .....		2.5	-0.3	0.4	0.0	-0.3
Recreation services <sup>8</sup> .....	3.125	5.6	1.1	0.1	0.1	1.1
Video and audio services <sup>8</sup> .....	0.994	5.3	0.6	-0.3	-0.2	0.7
Cable, satellite, and live streaming television service <sup>10</sup> .....	0.878	5.6	0.6	-0.3	-0.1	0.7
Purchase, subscription, and rental of video <sup>1, 2</sup> .....	0.116	3.1	0.4	-0.5	-0.8	0.4
Video discs and other media <sup>1, 2, 3</sup> .....		9.6	0.8	-2.0	-2.2	0.8
Subscription and rental of video and video games <sup>1, 2, 3</sup> .....		2.0	0.4	-0.1	1.1	0.4
Pet services including veterinary <sup>2</sup> .....	0.552	7.6	0.9	0.6	-0.1	0.8
Pet services <sup>1, 2, 3</sup> .....		0.7	0.0	-0.4	-2.1	0.0
Veterinarian services <sup>2, 3</sup> .....		10.8	1.2	0.6	1.3	1.2
Photographers and photo processing <sup>1, 2</sup> .....	0.039	6.2	0.1	0.0	0.1	0.1

See footnotes at end of table.

**Table 2. Consumer Price Index for All Urban Consumers (CPI-U): U.S. city average, by detailed expenditure category, December 2023 — Continued**  
 [1982-84=100, unless otherwise noted]

Expenditure category	Relative importance Nov. 2023	Unadjusted percent change		Seasonally adjusted percent change		
		Dec. 2022- Dec. 2023	Nov. 2023- Dec. 2023	Sep. 2023- Oct. 2023	Oct. 2023- Nov. 2023	Nov. 2023- Dec. 2023
Other recreation services <sup>2</sup> .....	1.537	5.2	1.6	0.2	0.3	1.6
Club membership for shopping clubs, fraternal, or other organizations, or participant sports fees <sup>1, 2</sup> ..	0.663	2.9	1.5	-0.7	0.2	1.5
Admissions <sup>1</sup> .....	0.453	8.4	1.4	1.2	0.9	1.4
Admission to movies, theaters, and concerts <sup>1, 2, 3</sup> .....		5.7	1.0	0.0	1.5	1.0
Admission to sporting events <sup>1, 2, 3</sup> .....		14.9	3.2	3.6	0.0	3.2
Fees for lessons or instructions <sup>1, 6</sup> .....	0.187	6.6	1.8	0.9	-0.4	1.8
Education and communication services <sup>8</sup> .....	4.805	1.3	0.1	0.0	0.1	0.2
Tuition, other school fees, and childcare.....	2.157	2.7	0.1	0.0	0.1	0.2
College tuition and fees.....	1.171	1.2	0.0	-0.2	0.0	0.2
Elementary and high school tuition and fees.....	0.312	4.9	0.0	0.4	0.0	0.3
Day care and preschool <sup>9</sup> .....	0.574	4.5	0.2	0.1	0.3	0.4
Technical and business school tuition and fees <sup>1, 2</sup> ..	0.026	2.0	0.1	0.6	0.2	0.1
Postage and delivery services <sup>2</sup> .....	0.072	0.7	-0.1	-0.9	-0.6	0.4
Postage.....	0.061	-0.1	0.0	-1.3	-0.9	0.6
Delivery services <sup>2</sup> .....	0.011	5.1	-1.0	1.0	1.0	-0.7
Telephone services <sup>1, 2</sup> .....	1.598	-1.9	0.1	0.1	0.0	0.1
Wireless telephone services <sup>1, 2</sup> .....	1.356	-3.0	0.0	0.0	0.0	0.0
Residential telephone services <sup>1, 8</sup> .....	0.243	4.8	0.8	0.9	0.0	0.8
Internet services and electronic information providers <sup>1, 2</sup> .....	0.971	3.7	0.1	-0.1	0.2	0.1
Other personal services <sup>1, 8</sup> .....	1.474	6.4	0.1	0.3	0.3	0.1
Personal care services <sup>1</sup> .....	0.608	3.7	0.1	0.4	0.3	0.1
Haircuts and other personal care services <sup>1, 2</sup> .....	0.608	3.7	0.1	0.4	0.3	0.1
Miscellaneous personal services <sup>1</sup> .....	0.866	8.3	0.1	0.1	0.3	0.1
Legal services <sup>1, 6</sup> .....						
Funeral expenses <sup>1, 6</sup> .....	0.170	4.7	0.5	0.2	0.7	0.5
Laundry and dry cleaning services <sup>1, 2</sup> .....	0.144	5.2	0.4	0.3	0.7	0.4
Apparel services other than laundry and dry cleaning <sup>1, 2</sup> .....	0.027	4.8	0.1	-0.7	0.6	0.1
Financial services <sup>1, 6</sup> .....	0.183	8.4	-0.2	0.3	-0.1	-0.2
Checking account and other bank services <sup>1, 2, 3</sup> ..		4.5	0.8	0.0	0.0	0.8
Tax return preparation and other accounting fees <sup>1, 2, 3</sup> .....					-0.1	

<sup>1</sup> Not seasonally adjusted.

<sup>2</sup> Indexes on a December 1997=100 base.

<sup>3</sup> Special index based on a substantially smaller sample.

<sup>4</sup> Indexes on a December 2007=100 base.

<sup>5</sup> Indexes on a December 2005=100 base.

<sup>6</sup> Indexes on a December 1986=100 base.

<sup>7</sup> Indexes on a December 1993=100 base.

<sup>8</sup> Indexes on a December 2009=100 base.

<sup>9</sup> Indexes on a December 1990=100 base.

<sup>10</sup> Indexes on a December 1983=100 base.

<sup>11</sup> Indexes on a December 2001=100 base.

<sup>12</sup> Indexes on a December 2019=100 base.

<sup>13</sup> Indexes on a December 1982=100 base.

<sup>14</sup> Indexes on a December 1996=100 base.

**Table 3. Consumer Price Index for All Urban Consumers (CPI-U): U.S. city average, special aggregate indexes, December 2023**

[1982-84=100, unless otherwise noted]

Special aggregate indexes	Relative importance Nov. 2023	Unadjusted indexes			Unadjusted percent change		Seasonally adjusted percent change		
		Dec. 2022	Nov. 2023	Dec. 2023	Dec. 2022- Dec. 2023	Nov. 2023- Dec. 2023	Sep. 2023- Oct. 2023	Oct. 2023- Nov. 2023	Nov. 2023- Dec. 2023
All items less food.....	86.576	293.722	304.249	303.866	3.5	-0.1	0.0	0.1	0.3
All items less shelter.....	64.830	272.711	278.876	277.848	1.9	-0.4	-0.1	-0.1	0.2
All items less food and shelter.....	51.406	261.854	267.522	266.227	1.7	-0.5	-0.2	-0.2	0.2
All items less food, shelter, and energy.....	44.666	263.147	269.409	269.032	2.2	-0.1	0.1	0.2	0.2
All items less food, shelter, energy, and used cars and trucks.....	42.122	266.999	273.983	273.566	2.5	-0.2	0.2	0.1	0.2
All items less medical care.....	92.151	284.562	295.225	294.829	3.6	-0.1	0.0	0.1	0.3
All items less energy.....	93.259	301.705	312.732	313.024	3.8	0.1	0.2	0.3	0.3
Commodities.....	37.678	218.607	222.008	220.324	0.8	-0.8	-0.4	-0.7	0.1
Commodities less food, energy, and used cars and trucks.....	18.237	161.642	163.154	162.267	0.4	-0.5	0.0	-0.6	-0.1
Commodities less food.....	24.254	176.740	178.456	176.282	-0.3	-1.2	-0.8	-1.1	0.0
Commodities less food and beverages.....	23.417	173.135	174.724	172.516	-0.4	-1.3	-0.9	-1.2	0.0
Services.....	62.322	373.549	390.873	392.042	5.0	0.3	0.3	0.5	0.5
Services less rent of shelter <sup>1</sup> .....	27.528	391.440	404.184	404.884	3.4	0.2	0.3	0.6	0.6
Services less medical care services.....	55.948	356.168	375.071	376.145	5.6	0.3	0.4	0.5	0.4
Durables.....	12.121	125.624	124.570	124.061	-1.2	-0.4	-0.5	-0.4	-0.5
Nondurables.....	25.557	266.405	273.685	271.155	1.8	-0.9	-0.7	-0.9	0.3
Nondurables less food.....	12.133	224.406	230.793	226.113	0.8	-2.0	-1.4	-1.9	0.2
Nondurables less food and beverages.....	11.296	220.948	227.296	222.337	0.6	-2.2	-1.6	-2.0	0.3
Nondurables less food, beverages, and apparel.....	8.832	285.747	294.004	287.273	0.5	-2.3	-2.0	-2.2	0.2
Nondurables less food and apparel.....	9.669	283.802	291.903	285.811	0.7	-2.1	-1.8	-2.0	0.2
Housing.....	44.837	310.725	324.735	325.640	4.8	0.3	0.3	0.4	0.4
Education and communication <sup>2</sup> .....	5.643	144.922	144.743	144.806	-0.1	0.0	-0.2	-0.3	0.1
Education <sup>2</sup> .....	2.248	287.177	293.674	294.040	2.4	0.1	0.0	0.0	0.3
Communication <sup>2</sup> .....	3.395	75.452	74.213	74.205	-1.7	0.0	-0.3	-0.6	0.0
Information and information processing <sup>2</sup> ....	3.323	71.091	69.887	69.882	-1.7	0.0	-0.3	-0.6	0.0
Information technology, hardware and services <sup>3</sup> .....	1.725	7.083	6.981	6.973	-1.6	-0.1	-0.7	-1.1	-0.1
Recreation <sup>2</sup> .....	5.327	133.172	136.292	136.811	2.7	0.4	0.1	-0.2	0.4
Video and audio <sup>2</sup> .....	1.256	112.507	115.469	115.495	2.7	0.0	-0.1	-0.6	0.2
Pets, pet products and services <sup>2</sup> .....	1.216	209.069	218.164	219.648	5.1	0.7	0.3	-0.2	0.6
Photography <sup>2</sup> .....	0.063	82.174	87.842	87.336	6.3	-0.6	2.2	0.5	0.1
Food and beverages.....	14.261	314.459	322.703	322.933	2.7	0.1	0.3	0.2	0.2
Domestically produced farm food.....	7.156	309.885	313.939	313.710	1.2	-0.1	0.3	-0.5	-0.1
Other services.....	9.404	395.485	407.515	409.266	3.5	0.4	0.1	0.1	0.5
Apparel less footwear.....	1.963	116.146	119.489	117.348	1.0	-1.8	0.2	-1.5	0.2
Fuels and utilities.....	4.531	307.348	306.379	306.768	-0.2	0.1	0.2	1.2	0.6
Household energy.....	3.457	261.904	256.961	257.327	-1.7	0.1	0.2	1.5	0.7
Medical care.....	7.849	551.002	551.769	553.485	0.5	0.3	0.3	0.6	0.6
Transportation.....	16.883	255.993	267.035	263.375	2.9	-1.4	-0.9	-0.6	0.2
Private transportation.....	16.147	254.846	266.755	263.427	3.4	-1.2	-1.0	-0.7	0.2
New and used motor vehicles <sup>2</sup> .....	7.889	125.674	126.890	125.975	0.2	-0.7	-0.4	0.9	-0.2
Utilities and public transportation.....	7.554	254.138	253.803	253.458	-0.3	-0.1	0.3	0.7	0.4
Household furnishings and operations.....	5.136	145.972	147.190	146.600	0.4	-0.4	-0.1	-0.4	-0.4
Other goods and services.....	2.737	518.088	547.960	546.784	5.5	-0.2	0.6	0.2	-0.2
Personal care.....	2.222	263.813	277.785	277.089	5.0	-0.3	0.4	0.0	-0.3

<sup>1</sup> Indexes on a December 1982=100 base.

<sup>2</sup> Indexes on a December 1997=100 base.

<sup>3</sup> Indexes on a December 1988=100 base.

**Table 4. Consumer Price Index for All Urban Consumers (CPI-U): Selected areas, all items index, December 2023**

[1982-84=100, unless otherwise noted]

Area	Pricing Schedule <sup>1</sup>	Percent change to Dec. 2023 from:			Percent change to Nov. 2023 from:		
		Dec. 2022	Oct. 2023	Nov. 2023	Nov. 2022	Sep. 2023	Oct. 2023
U.S. city average.....	M	3.4	-0.3	-0.1	3.1	-0.2	-0.2
<b>Region and area size<sup>2</sup></b>							
Northeast.....	M	2.6	0.0	0.0	2.5	0.0	0.0
Northeast - Size Class A.....	M	3.1	0.0	0.1	3.0	-0.1	-0.1
Northeast - Size Class B/C <sup>3</sup> .....	M	1.9	-0.1	-0.2	2.0	0.1	0.1
New England <sup>4</sup> .....	M	2.3	0.2	-0.1	2.0	0.5	0.4
Middle Atlantic <sup>4</sup> .....	M	2.7	-0.1	0.0	2.8	-0.2	-0.1
Midwest.....	M	3.2	-0.4	-0.2	2.9	-0.3	-0.2
Midwest - Size Class A.....	M	3.3	-0.3	-0.1	2.9	-0.3	-0.3
Midwest - Size Class B/C <sup>3</sup> .....	M	3.1	-0.4	-0.3	2.9	-0.2	-0.1
East North Central <sup>4</sup> .....	M	3.1	-0.2	-0.1	2.6	-0.2	-0.1
West North Central <sup>4</sup> .....	M	3.3	-0.7	-0.4	3.6	-0.4	-0.3
South.....	M	3.7	-0.2	-0.1	3.4	-0.2	-0.2
South - Size Class A.....	M	4.2	0.1	0.0	3.9	-0.1	0.0
South - Size Class B/C <sup>3</sup> .....	M	3.4	-0.4	-0.1	3.2	-0.3	-0.2
South Atlantic <sup>4</sup> .....	M	3.7	-0.2	0.0	3.4	-0.2	-0.1
East South Central <sup>4</sup> .....	M	3.7	-0.6	-0.3	4.0	-0.4	-0.3
West South Central <sup>4</sup> .....	M	3.6	-0.1	0.0	3.2	-0.2	-0.1
West.....	M	3.6	-0.5	-0.1	3.3	-0.4	-0.4
West - Size Class A.....	M	3.7	-0.5	-0.1	3.4	-0.3	-0.4
West - Size Class B/C <sup>3</sup> .....	M	3.5	-0.6	-0.2	3.1	-0.4	-0.5
Mountain <sup>4</sup> .....	M	3.0	-0.6	-0.1	2.9	-0.5	-0.6
Pacific <sup>4</sup> .....	M	3.8	-0.5	-0.1	3.5	-0.3	-0.4
<b>Size classes</b>							
Size Class A <sup>5</sup> .....	M	3.6	-0.2	0.0	3.4	-0.2	-0.2
Size Class B/C <sup>3</sup> .....	M	3.1	-0.4	-0.2	3.0	-0.3	-0.2
<b>Selected local areas</b>							
Chicago-Naperville-Elgin, IL-IN-WI.....	M	3.3	-0.5	0.0	2.5	-0.2	-0.5
Los Angeles-Long Beach-Anaheim, CA.....	M	3.5	-0.3	0.0	2.8	-0.5	-0.4
New York-Newark-Jersey City, NY-NJ-PA.....	M	2.9	-0.2	0.1	3.0	-0.3	-0.2
Atlanta-Sandy Springs-Roswell, GA.....	2	3.6	-0.1				
Baltimore-Columbia-Towson, MD <sup>6</sup> .....	2	2.1	-0.3				
Detroit-Warren-Dearborn, MI.....	2	4.5	0.0				
Houston-The Woodlands-Sugar Land, TX.....	2	4.5	-0.1				
Miami-Fort Lauderdale-West Palm Beach, FL.....	2	5.7	-0.2				
Philadelphia-Camden-Wilmington, PA-NJ-DE-MD.....	2	3.9	0.0				
Phoenix-Mesa-Scottsdale, AZ <sup>7</sup> .....	2	2.7	-0.9				
San Francisco-Oakland-Hayward, CA.....	2	2.6	-0.4				
Seattle-Tacoma-Bellevue, WA.....	2	4.4	-0.3				
St. Louis, MO-IL.....	2	2.8	-0.2				
Urban Alaska.....	2	1.8	-1.1				
Boston-Cambridge-Newton, MA-NH.....	1				2.4	0.4	
Dallas-Fort Worth-Arlington, TX.....	1				5.2	0.9	
Denver-Aurora-Lakewood, CO.....	1				4.5	-0.3	
Minneapolis-St. Paul-Bloomington, MN-WI.....	1				2.8	-0.4	
Riverside-San Bernardino-Ontario, CA <sup>4</sup> .....	1				4.3	0.0	
San Diego-Carlsbad, CA.....	1				5.2	-0.2	
Tampa-St. Petersburg-Clearwater, FL <sup>8</sup> .....	1				5.2	-0.4	
Urban Hawaii.....	1				3.6	0.8	
Washington-Arlington-Alexandria, DC-VA-MD-WV <sup>6</sup> .....	1				2.8	-0.3	

<sup>1</sup> Foods, fuels, and several other items are priced every month in all areas. Most other goods and services are priced as indicated: M - Every month.

<sup>1</sup> 1 - January, March, May, July, September, and November. 2 - February, April, June, August, October, and December.

<sup>2</sup> Regions defined as the four Census regions.

<sup>3</sup> Indexes on a December 1996=100 base.

<sup>4</sup> Indexes on a December 2017=100 base.

<sup>5</sup> Indexes on a December 1986=100 base.

<sup>6</sup> 1998 - 2017 indexes based on substantially smaller sample.

<sup>7</sup> Indexes on a December 2001=100 base.

<sup>8</sup> Indexes on a 1987=100 base.

NOTE: Local area indexes are byproducts of the national CPI program. Each local index has a smaller sample size than the national index and is, therefore, subject to substantially more sampling and other measurement error. As a result, local area indexes show greater volatility than the national index, although their long-term trends are similar. Therefore, the Bureau of Labor Statistics strongly urges users to consider adopting the national average CPI for use in their escalator clauses.

**Table 5. Chained Consumer Price Index for All Urban Consumers (C-CPI-U) and the Consumer Price Index for All Urban Consumers (CPI-U): U.S. city average, all items index, December 2023**

[Percent changes]

Month Year	Unadjusted 1-month percent change		Unadjusted 12-month percent change	
	C-CPI-U <sup>1</sup>	CPI-U	C-CPI-U <sup>1</sup>	CPI-U
December 2010.....			1.3	1.5
December 2011.....			2.9	3.0
December 2012.....			1.5	1.7
December 2013.....			1.3	1.5
December 2014.....			0.5	0.8
December 2015.....			0.4	0.7
December 2016.....			1.8	2.1
December 2017.....			1.7	2.1
December 2018.....			1.5	1.9
December 2019.....			1.8	2.3
December 2020.....			1.5	1.4
January 2021.....	0.5	0.4	1.6	1.4
February 2021.....	0.5	0.5	1.8	1.7
March 2021.....	0.6	0.7	2.6	2.6
April 2021.....	0.8	0.8	4.0	4.2
May 2021.....	0.7	0.8	4.9	5.0
June 2021.....	0.8	0.9	5.1	5.4
July 2021.....	0.5	0.5	5.0	5.4
August 2021.....	0.1	0.2	4.8	5.3
September 2021.....	0.3	0.3	5.0	5.4
October 2021.....	0.7	0.8	5.8	6.2
November 2021.....	0.4	0.5	6.4	6.8
December 2021.....	0.2	0.3	6.5	7.0
January 2022.....	0.8	0.8	6.8	7.5
February 2022.....	0.9	0.9	7.3	7.9
March 2022.....	1.4	1.3	8.1	8.5
April 2022.....	0.6	0.6	7.9	8.3
May 2022.....	1.1	1.1	8.3	8.6
June 2022.....	1.2	1.4	8.7	9.1
July 2022.....	0.0	0.0	8.1	8.5
August 2022.....	-0.1	0.0	7.9	8.3
September 2022.....	0.3	0.2	7.9	8.2
October 2022.....	0.5	0.4	7.6	7.7
November 2022.....	-0.1	-0.1	7.0	7.1
December 2022.....	-0.3	-0.3	6.4	6.5
January 2023.....	0.8	0.8	6.4	6.4
February 2023.....	0.6	0.6	6.0	6.0
March 2023.....	0.3	0.3	4.9	5.0
April 2023.....	0.5	0.5	4.8	4.9
May 2023.....	0.2	0.3	3.9	4.0
June 2023.....	0.3	0.3	3.0	3.0
July 2023.....	0.2	0.2	3.2	3.2
August 2023.....	0.4	0.4	3.7	3.7
September 2023.....	0.2	0.2	3.7	3.7
October 2023.....	0.0	0.0	3.1	3.2
November 2023.....	-0.2	-0.2	3.0	3.1
December 2023.....	-0.1	-0.1	3.2	3.4

<sup>1</sup> The C-CPI-U is designed to be a closer approximation to a cost-of-living index in that it, in its final form, accounts for any substitution that consumers make across item categories in response to changes in relative prices. Since the expenditure data required for the calculation of the C-CPI-U are available only with a time lag, the C-CPI-U is issued first in preliminary form using the latest available expenditure data at that time and is subject to four revisions.

Indexes are issued as initial estimates. Indexes are revised each quarter with the publication of January, April, July, and October data as updated expenditure estimates become available. The C-CPI-U indexes are updated quarterly until they become final. January-March indexes are final in January of the following year; April-June indexes are final in April of the following year; July-September indexes are final in July of the following year; October-December indexes are final in October of the following year.

**Table 6. Consumer Price Index for All Urban Consumers (CPI-U): U.S. city average, by expenditure category, December 2023, 1-month analysis table**  
 [1982-84=100, unless otherwise noted]

Expenditure category	Relative importance Nov. 2023	One Month				
		Seasonally adjusted percent change Nov. 2023-Dec. 2023	Seasonally adjusted effect on All Items Nov. 2023-Dec. 2023 <sup>1</sup>	Standard error, median price change <sup>2</sup>	Largest (L) or Smallest (S) seasonally adjusted change since: <sup>3</sup>	
					Date	Percent change
All items.....	100.000	0.3		0.04	L-Sep.2023	0.4
Food.....	13.424	0.2	0.028	0.09	-	-
Food at home.....	8.553	0.1	0.012	0.13	-	-
Cereals and bakery products.....	1.162	-0.3	-0.003	0.28	S-Sep.2023	-0.4
Cereals and cereal products.....	0.359	-1.5	-0.005	0.45	S-Oct.2018	-1.8
Flour and prepared flour mixes.....	0.060	0.0	0.000	0.99	S-Aug.2023	-0.9
Breakfast cereal <sup>4</sup> .....	0.146	-2.4	-0.004	0.86	S-Jan.2007	-2.4
Rice, pasta, cornmeal.....	0.153	-0.1	0.000	0.59	L-Sep.2023	0.5
Rice <sup>4, 5, 6</sup> .....		0.1		0.80	S-Oct.2023	-0.9
Bakery products <sup>4</sup> .....	0.803	-0.4	-0.003	0.37	S-Jan.2021	-0.4
Bread <sup>4, 5</sup> .....	0.226	-0.3	-0.001	0.56	L-Oct.2023	1.0
White bread <sup>4, 6</sup> .....		0.2		0.85	L-Oct.2023	1.0
Bread other than white <sup>4, 6</sup> .....		-1.0		0.78	S-Aug.2023	-1.2
Fresh biscuits, rolls, muffins <sup>5</sup> .....	0.121	-1.4	-0.002	0.87	S-Aug.2021	-1.7
Cakes, cupcakes, and cookies <sup>4</sup> .....	0.205	-0.2	0.000	0.66	S-Oct.2023	-1.0
Cookies <sup>4, 6</sup> .....		0.1		0.89	S-Oct.2023	-1.1
Fresh cakes and cupcakes <sup>4, 6</sup> .....		-0.4		1.29	S-Sep.2023	-1.0
Other bakery products.....	0.251	0.4	0.001	0.79	S-Sep.2023	-0.4
Fresh sweetrolls, coffeecakes, doughnuts <sup>4, 6</sup> .....		0.2		0.99	-	-
Crackers, bread, and cracker products <sup>6</sup> .....		0.1		1.05	S-Jul.2023	-1.3
Frozen and refrigerated bakery products, pies, tarts, turnovers <sup>6</sup> .....		0.2		1.31	S-Sep.2023	-2.4
Meats, poultry, fish, and eggs.....	1.782	0.5	0.010	0.27	L-Oct.2023	0.7
Meats, poultry, and fish.....	1.670	0.0	0.000	0.28	L-Oct.2023	0.7
Meats.....	1.044	0.2	0.002	0.34	L-Oct.2023	1.0
Beef and veal.....	0.460	0.2	0.001	0.54	L-Oct.2023	1.2
Uncooked ground beef <sup>4</sup> .....	0.164	-0.7	-0.001	0.67	L-Oct.2023	1.5
Uncooked beef roasts <sup>5</sup> .....	0.061	-1.7	-0.001	1.57	S-Jun.2023	-2.9
Uncooked beef steaks <sup>5</sup> .....	0.189	2.4	0.005	0.83	L-Aug.2023	2.4
Uncooked other beef and veal <sup>4, 5</sup> .....	0.045	-1.1	-0.001	0.91	S-Feb.2023	-1.2
Pork.....	0.331	0.3	0.001	0.56	L-Oct.2023	1.3
Bacon, breakfast sausage, and related products <sup>5</sup> .....	0.142	-0.2	0.000	0.80	L-Oct.2023	1.3
Bacon and related products <sup>6</sup> .....		0.3		0.98	L-Oct.2023	1.8
Breakfast sausage and related products <sup>5, 6</sup> .....		-1.5		1.08	S-Apr.2023	-1.8
Ham.....	0.066	2.6	0.002	1.28	L-Feb.2023	3.3
Ham, excluding canned <sup>6</sup> .....		2.9		1.75	L-Feb.2023	3.9
Pork chops <sup>4</sup> .....	0.045	-0.9	0.000	1.25	L-Oct.2023	3.5
Other pork including roasts, steaks, and ribs <sup>5</sup> .....	0.079	0.2	0.000	1.18	L-Oct.2023	1.5
Other meats.....	0.253	-0.1	0.000	0.54	S-Aug.2023	-0.9
Frankfurters <sup>6</sup> .....		0.3		1.63	S-Aug.2023	-3.1
Lunchmeats <sup>4, 5, 6</sup> .....		0.2		0.57	L-Oct.2023	1.3
Poultry <sup>4</sup> .....	0.346	-0.4	-0.001	0.60	L-Oct.2023	0.3
Chicken <sup>4, 5</sup> .....	0.276	0.1	0.000	0.71	L-Oct.2023	0.3
Fresh whole chicken <sup>4, 6</sup> .....		-0.4		0.98	S-Sep.2023	-1.1
Fresh and frozen chicken parts <sup>4, 6</sup> .....		0.5		0.87	L-Sep.2023	0.6
Other uncooked poultry including turkey <sup>5</sup> .....	0.070	-1.7	-0.001	1.16	S-May 2023	-2.0
Fish and seafood.....	0.279	-0.3	-0.001	0.62	S-Sep.2023	-1.2
Fresh fish and seafood <sup>4, 5</sup> .....	0.134	-1.0	-0.001	0.84	S-Sep.2023	-1.3
Processed fish and seafood <sup>5</sup> .....	0.145	-0.1	0.000	0.89	S-Oct.2023	-0.4
Shelf stable fish and seafood <sup>6</sup> .....		1.1		1.31	S-Oct.2023	-1.0
Frozen fish and seafood <sup>6</sup> .....		-0.9		1.04	S-Oct.2023	-1.1

See footnotes at end of table.

**Table 6. Consumer Price Index for All Urban Consumers (CPI-U): U.S. city average, by expenditure category, December 2023, 1-month analysis table — Continued**

[1982-84=100, unless otherwise noted]

Expenditure category	Relative importance Nov. 2023	One Month				
		Seasonally adjusted percent change Nov. 2023- Dec. 2023	Seasonally adjusted effect on All Items Nov. 2023- Dec. 2023 <sup>1</sup>	Standard error, median price change <sup>2</sup>	Largest (L) or Smallest (S) seasonally adjusted change since: <sup>3</sup>	
					Date	Percent change
Eggs <sup>4</sup> .....	0.113	8.9	0.010	0.83	L-Dec.2022	11.1
Dairy and related products.....	0.780	0.3	0.002	0.32	L-Oct.2023	0.3
Milk <sup>5</sup> .....	0.192	0.5	0.001	0.47	L-Oct.2023	1.0
Fresh whole milk <sup>6</sup> .....		0.8		0.62	L-Oct.2023	1.6
Fresh milk other than whole <sup>5, 6</sup> .....		0.4		0.51	L-Oct.2023	0.7
Cheese and related products <sup>4</sup> .....	0.237	-0.2	0.000	0.53	L-Oct.2023	0.5
Ice cream and related products.....	0.121	1.0	0.001	0.86	L-Jul.2023	1.5
Other dairy and related products <sup>5</sup> .....	0.229	-0.1	0.000	0.69	L-Oct.2023	0.4
Fruits and vegetables.....	1.468	-0.1	-0.002	0.38	S-Aug.2023	-0.2
Fresh fruits and vegetables.....	1.096	-0.5	-0.005	0.46	S-Mar.2023	-1.7
Fresh fruits.....	0.593	0.3	0.002	0.65	S-Sep.2023	-0.1
Apples.....	0.075	0.2	0.000	1.14	S-Oct.2023	-7.9
Bananas <sup>4</sup> .....	0.088	0.0	0.000	0.60	L-Aug.2023	0.0
Citrus fruits <sup>5</sup> .....	0.179	0.7	0.001	1.19	S-Aug.2023	-0.5
Oranges, including tangerines <sup>6</sup> .....		0.7		1.53	S-Aug.2023	-0.4
Other fresh fruits <sup>5</sup> .....	0.251	1.6	0.004	1.15	L-Oct.2023	3.4
Fresh vegetables.....	0.503	-1.3	-0.007	0.47	S-Oct.2023	-1.3
Potatoes.....	0.082	-2.8	-0.003	0.97	S-Jan.2023	-2.9
Lettuce.....	0.071	-4.0	-0.003	1.22	S-Mar.2023	-5.7
Tomatoes.....	0.082	0.1	0.000	1.08	S-Oct.2023	-1.7
Other fresh vegetables.....	0.268	0.0	0.000	0.65	L-Aug.2023	0.0
Processed fruits and vegetables <sup>5</sup> .....	0.372	0.9	0.004	0.45	L-Oct.2023	1.0
Canned fruits and vegetables <sup>5</sup> .....	0.190	1.4	0.003	0.73	L-Jul.2023	1.5
Canned fruits <sup>5, 6</sup> .....		0.9		0.82	L-Sep.2023	2.9
Canned vegetables <sup>5, 6</sup> .....		0.6		0.83	L-Oct.2023	1.7
Frozen fruits and vegetables <sup>5</sup> .....	0.108	0.5	0.001	0.72	L-Sep.2023	0.6
Frozen vegetables <sup>6</sup> .....		0.9		0.99	L-Jul.2023	0.9
Other processed fruits and vegetables including dried <sup>5</sup> .....	0.073	0.2	0.000	0.70	L-Oct.2023	1.5
Dried beans, peas, and lentils <sup>4, 5, 6</sup> .....		2.2		0.82	L-May 2023	2.3
Nonalcoholic beverages and beverage materials.....	1.030	0.2	0.002	0.40	S-Oct.2023	-0.1
Juices and nonalcoholic drinks <sup>5</sup> .....	0.726	0.5	0.004	0.47	-	-
Carbonated drinks.....	0.304	0.6	0.002	0.84	S-Sep.2023	-1.1
Frozen noncarbonated juices and drinks <sup>4, 5</sup> .....	0.009	1.4	0.000	0.97	L-Oct.2023	2.0
Nonfrozen noncarbonated juices and drinks <sup>5</sup> .....	0.413	0.2	0.001	0.56	L-May 2023	1.7
Beverage materials including coffee and tea <sup>5</sup> .....	0.304	-0.8	-0.002	0.69	S-Aug.2023	-0.9
Coffee.....	0.193	-1.1	-0.002	0.93	S-Apr.2023	-1.4
Roasted coffee <sup>6</sup> .....		-1.0		1.09	S-Aug.2023	-1.1
Instant coffee <sup>4, 6</sup> .....		-1.7		1.03	S-Mar.2023	-2.4
Other beverage materials including tea <sup>4, 5</sup> .....	0.111	0.2	0.000	0.76	S-Oct.2023	-1.5
Other food at home.....	2.331	0.1	0.003	0.23	L-Oct.2023	0.3
Sugar and sweets <sup>4</sup> .....	0.306	0.2	0.001	0.49	L-Sep.2023	0.3
Sugar and sugar substitutes.....	0.041	1.1	0.000	0.62	L-Oct.2023	1.6
Candy and chewing gum <sup>4, 5</sup> .....	0.195	0.3	0.001	0.72	S-Oct.2023	-0.7
Other sweets <sup>5</sup> .....	0.070	0.3	0.000	0.82	S-Oct.2023	-0.4
Fats and oils.....	0.255	1.0	0.002	0.60	L-Oct.2023	2.3
Butter and margarine <sup>5</sup> .....	0.081	0.1	0.000	1.08	S-Aug.2023	-1.1
Butter <sup>6</sup> .....		0.3		1.34	S-Aug.2023	-1.8
Margarine <sup>4, 6</sup> .....		0.3		1.88	L-Oct.2023	0.5
Salad dressing <sup>5</sup> .....	0.060	0.1	0.000	1.21	L-Oct.2023	1.7
Other fats and oils including peanut butter <sup>5</sup> .....	0.114	2.6	0.003	0.86	L-Dec.2022	3.3
Peanut butter <sup>4, 5, 6</sup> .....		2.6		0.92	L-Jul.2022	3.5
Other foods.....	1.770	0.0	0.000	0.27	L-Oct.2023	0.1

See footnotes at end of table.

**Table 6. Consumer Price Index for All Urban Consumers (CPI-U): U.S. city average, by expenditure category, December 2023, 1-month analysis table — Continued**

[1982-84=100, unless otherwise noted]

Expenditure category	Relative importance Nov. 2023	One Month				
		Seasonally adjusted percent change Nov. 2023-Dec. 2023	Seasonally adjusted effect on All Items Nov. 2023-Dec. 2023 <sup>1</sup>	Standard error, median price change <sup>2</sup>	Largest (L) or Smallest (S) seasonally adjusted change since: <sup>3</sup>	
					Date	Percent change
Soups.....	0.102	-0.2	0.000	1.22	S-Sep.2023	-2.3
Frozen and freeze dried prepared foods.....	0.265	1.2	0.003	0.56	L-Mar.2023	1.6
Snacks.....	0.372	0.2	0.001	0.62	L-Sep.2023	1.5
Spices, seasonings, condiments, sauces.....	0.357	0.0	0.000	0.48	—	—
Salt and other seasonings and spices <sup>5, 6</sup> .....		-1.2		0.91	S-Apr.2023	-1.7
Olives, pickles, relishes <sup>4, 5, 6</sup> .....		-0.1		1.19	S-Sep.2023	-0.3
Sauces and gravies <sup>5, 6</sup> .....		0.3		0.76	S-Sep.2023	0.0
Other condiments <sup>6</sup> .....		-0.4		1.27	L-Oct.2023	0.1
Baby food and formula <sup>4, 5</sup> .....	0.040	-0.5	0.000	1.03	S-Jun.2023	-1.3
Other miscellaneous foods <sup>5</sup> .....	0.636	-0.5	-0.003	0.60	S-Apr.2021	-0.5
Prepared salads <sup>6, 7</sup> .....		0.3		1.16	L-Oct.2023	0.8
Food away from home <sup>4</sup> .....	4.870	0.3	0.016	0.12	S-Aug.2023	0.3
Full service meals and snacks <sup>4, 5</sup> .....	2.324	0.3	0.006	0.13	S-Oct.2023	0.3
Limited service meals and snacks <sup>4, 5</sup> .....	2.272	0.4	0.010	0.15	—	—
Food at employee sites and schools <sup>4, 5</sup> .....	0.076	-0.1	0.000	1.84	S-Apr.2023	-0.1
Food at elementary and secondary schools <sup>4, 6, 8</sup> .....		-0.1		0.80	S-May 2023	-0.3
Food from vending machines and mobile vendors <sup>4, 5</sup> .....	0.027	0.1	0.000	0.50	S-Jul.2023	-0.3
Other food away from home <sup>4, 5</sup> .....	0.171	0.0	0.000	0.14	S-Oct.2023	-0.9
Energy.....	6.741	0.4	0.028	0.20	L-Sep.2023	1.5
Energy commodities.....	3.473	-0.1	-0.002	0.17	L-Sep.2023	2.3
Fuel oil and other fuels.....	0.190	-3.3	-0.006	1.27	S-Oct.2023	-3.4
Fuel oil <sup>4</sup> .....	0.131	-5.5	-0.007	1.80	S-May 2023	-7.7
Propane, kerosene, and firewood <sup>9</sup> .....	0.059	-0.4	0.000	0.66	S-Sep.2023	-1.4
Motor fuel.....	3.283	0.1	0.004	0.17	L-Sep.2023	2.2
Gasoline (all types).....	3.194	0.2	0.006	0.17	L-Sep.2023	2.1
Gasoline, unleaded regular <sup>6</sup> .....		0.2		0.73	L-Sep.2023	1.7
Gasoline, unleaded midgrade <sup>6, 10</sup> .....		0.6		0.62	L-Sep.2023	2.6
Gasoline, unleaded premium <sup>6</sup> .....		0.1		0.62	L-Sep.2023	3.5
Other motor fuels <sup>4, 5</sup> .....	0.090	-6.1	-0.005	0.35	S-Dec.2022	-8.5
Energy services.....	3.267	0.9	0.031	0.43	S-Oct.2023	0.5
Electricity.....	2.522	1.3	0.033	0.40	S-Oct.2023	0.3
Utility (piped) gas service.....	0.745	-0.4	-0.003	0.69	S-Sep.2023	-1.9
All items less food and energy.....	79.836	0.3	0.246	0.04	—	—
Commodities less food and energy commodities.....	20.781	0.0	-0.001	0.07	L-May 2023	0.6
Household furnishings and supplies <sup>11</sup> .....	4.230	-0.4	-0.015	0.25	L-Oct.2023	-0.2
Window and floor coverings and other linens <sup>5</sup> .....	0.291	2.6	0.008	1.13	L-Sep.2021	2.9
Floor coverings <sup>4, 5</sup> .....	0.082	2.1	0.002	1.09	L-Aug.2022	3.6
Window coverings <sup>4, 5</sup> .....	0.075	0.1	0.000	2.27	S-Sep.2023	-1.7
Other linens <sup>5</sup> .....	0.133	3.2	0.004	1.59	L-Sep.2021	6.1
Furniture and bedding <sup>4</sup> .....	1.113	-1.2	-0.013	0.50	S-Sep.2023	-1.2
Bedroom furniture <sup>4</sup> .....	0.367	-0.6	-0.002	0.71	L-Oct.2023	1.0
Living room, kitchen, and dining room furniture <sup>4, 5</sup> .....	0.541	-1.6	-0.008	0.80	S-Oct.2022	-1.9
Other furniture <sup>5</sup> .....	0.199	-1.7	-0.003	1.00	S-Aug.2023	-2.1
Appliances <sup>5</sup> .....	0.265	-0.2	-0.001	0.68	L-Aug.2023	-0.2
Major appliances <sup>5</sup> .....	0.093	1.2	0.001	1.08	L-Mar.2022	2.0
Laundry equipment <sup>4, 6</sup> .....		2.1		1.29	L-Mar.2023	2.6
Other appliances <sup>4, 5</sup> .....	0.171	-1.7	-0.003	0.78	L-Oct.2023	-1.4
Other household equipment and furnishings <sup>5</sup> .....	0.551	0.5	0.003	0.63	L-Sep.2023	0.6
Clocks, lamps, and decorator items <sup>4</sup> .....	0.304	-0.3	-0.001	0.99	L-Sep.2023	0.5
Indoor plants and flowers <sup>12</sup> .....	0.129	-1.3	-0.002	0.84	S-Jul.2023	-1.8
Dishes and flatware <sup>4, 5</sup> .....	0.038	3.0	0.001	1.37	L-Jan.2023	3.3
Nonelectric cookware and tableware <sup>5</sup> .....	0.079	-1.2	-0.001	0.80	S-Oct.2023	-2.0

See footnotes at end of table.

**Table 6. Consumer Price Index for All Urban Consumers (CPI-U): U.S. city average, by expenditure category, December 2023, 1-month analysis table — Continued**

[1982-84=100, unless otherwise noted]

Expenditure category	Relative importance Nov. 2023	One Month				
		Seasonally adjusted percent change Nov. 2023-Dec. 2023	Seasonally adjusted effect on All Items Nov. 2023-Dec. 2023 <sup>1</sup>	Standard error, median price change <sup>2</sup>	Largest (L) or Smallest (S) seasonally adjusted change since: <sup>3</sup>	
					Date	Percent change
Tools, hardware, outdoor equipment and supplies <sup>5</sup> . . .	1.050	-0.4	-0.004	0.52	L-Sep.2023	0.0
Tools, hardware and supplies <sup>5</sup> . . . . .	0.267	0.1	0.000	0.59	S-Oct.2023	-0.5
Outdoor equipment and supplies <sup>5</sup> . . . . .	0.550	-1.2	-0.006	0.63	L-Sep.2023	0.0
Housekeeping supplies <sup>4</sup> . . . . .	0.960	0.0	0.000	0.37	L-Oct.2023	0.3
Household cleaning products <sup>4, 5</sup> . . . . .	0.326	0.0	0.000	0.52	L-Oct.2023	0.1
Household paper products <sup>4, 5</sup> . . . . .	0.177	0.7	0.001	0.52	L-Apr.2023	1.4
Miscellaneous household products <sup>4, 5</sup> . . . . .	0.457	-0.3	-0.002	0.52	L-Oct.2023	0.4
Apparel . . . . .	2.464	0.1	0.002	0.34	L-Oct.2023	0.1
Men's and boys' apparel . . . . .	0.646	-0.4	-0.003	0.57	L-Oct.2023	0.5
Men's apparel . . . . .	0.478	0.0	0.000	0.64	L-Oct.2023	0.6
Men's suits, sport coats, and outerwear . . . . .	0.064	-1.2	-0.001	1.73	S-Sep.2023	-3.9
Men's underwear, nightwear, swimwear, and accessories <sup>4</sup> . . . . .	0.175	-1.6	-0.003	0.75	L-Oct.2023	-0.5
Men's shirts and sweaters <sup>5</sup> . . . . .	0.119	0.1	0.000	1.19	L-Oct.2023	0.7
Men's pants and shorts . . . . .	0.111	-0.4	-0.001	1.37	L-Oct.2023	0.9
Boys' apparel . . . . .	0.167	-1.6	-0.003	1.09	L-Oct.2023	-0.2
Women's and girls' apparel . . . . .	1.004	0.3	0.003	0.63	L-Aug.2023	0.7
Women's apparel . . . . .	0.842	0.9	0.008	0.64	L-Aug.2023	1.1
Women's outerwear . . . . .	0.047	0.8	0.000	1.66	L-Aug.2023	3.6
Women's dresses . . . . .	0.093	-0.4	0.000	1.35	S-Oct.2023	-3.1
Women's suits and separates <sup>5</sup> . . . . .	0.380	0.4	0.001	1.02	L-Oct.2023	1.1
Women's underwear, nightwear, swimwear, and accessories <sup>5</sup> . . . . .	0.311	3.3	0.010	0.94	L-Feb.2009	4.6
Girls' apparel . . . . .	0.162	-3.1	-0.005	1.48	S-Mar.2021	-3.7
Footwear . . . . .	0.501	-0.4	-0.002	0.43	L-Oct.2023	-0.4
Men's footwear <sup>4</sup> . . . . .	0.183	-2.0	-0.004	0.72	S-Dec.2022	-2.4
Boys' and girls' footwear . . . . .	0.117	-0.8	-0.001	0.98	L-Oct.2023	-0.7
Women's footwear . . . . .	0.200	-0.5	-0.001	0.63	S-Oct.2023	-1.3
Infants' and toddlers' apparel . . . . .	0.100	-0.1	0.000	1.35	L-Oct.2023	0.4
Jewelry and watches <sup>9</sup> . . . . .	0.213	2.1	0.005	1.24	L-Dec.2021	2.2
Watches <sup>4, 9</sup> . . . . .	0.036	0.2	0.000	0.76	S-Sep.2023	-3.9
Jewelry <sup>9</sup> . . . . .	0.177	2.6	0.005	1.66	L-Mar.2022	2.8
Transportation commodities less motor fuel <sup>11</sup> . . . . .	7.473	0.3	0.024	0.03	S-Oct.2023	-0.4
New vehicles . . . . .	4.222	0.3	0.011	0.04	L-Sep.2023	0.3
New cars <sup>6</sup> . . . . .		0.0		0.11	—	—
New trucks <sup>6, 13</sup> . . . . .		0.3		0.07	L-Sep.2023	0.3
Used cars and trucks . . . . .	2.544	0.5	0.013	0.02	S-Oct.2023	-0.8
Motor vehicle parts and equipment <sup>4</sup> . . . . .	0.467	0.3	0.001	0.37	L-Apr.2023	0.6
Tires <sup>4</sup> . . . . .	0.316	1.2	0.004	0.47	L-Aug.2022	1.2
Vehicle accessories other than tires <sup>4, 5</sup> . . . . .	0.151	-1.5	-0.002	0.68	S-EVER	—
Vehicle parts and equipment other than tires <sup>4, 6</sup> . . . . .		-2.5		0.86	S-EVER	—
Motor oil, coolant, and fluids <sup>4, 6</sup> . . . . .		0.4		0.65	S-Oct.2023	-0.5
Medical care commodities <sup>4</sup> . . . . .	1.475	-0.1	-0.002	0.21	S-Sep.2023	-0.3
Medicinal drugs <sup>4, 11</sup> . . . . .	1.361	-0.2	-0.003	0.22	S-Sep.2023	-0.4
Prescription drugs <sup>4</sup> . . . . .	0.947	-0.4	-0.003	0.16	S-Sep.2023	-0.7
Nonprescription drugs <sup>4, 11</sup> . . . . .	0.414	0.1	0.000	0.66	S-Oct.2023	0.1
Medical equipment and supplies <sup>4, 11</sup> . . . . .	0.114	1.2	0.001	0.75	L-May 2023	2.3
Recreation commodities <sup>11</sup> . . . . .	2.202	-0.5	-0.011	0.23	L-Oct.2023	0.1
Video and audio products <sup>11</sup> . . . . .	0.262	-1.3	-0.003	0.47	L-Oct.2023	0.5
Televisions . . . . .	0.125	0.1	0.000	0.66	L-Oct.2023	0.7
Other video equipment <sup>5</sup> . . . . .	0.015	-0.4	0.000	1.02	L-Sep.2023	-0.4
Audio equipment <sup>4</sup> . . . . .	0.053	-4.9	-0.003	0.92	S-Dec.2017	-5.4
Recorded music and music subscriptions <sup>4, 5</sup> . . . . .	0.059	-1.5	-0.001	0.58	L-Oct.2023	0.5

See footnotes at end of table.

**Table 6. Consumer Price Index for All Urban Consumers (CPI-U): U.S. city average, by expenditure category, December 2023, 1-month analysis table — Continued**

[1982-84=100, unless otherwise noted]

Expenditure category	Relative importance Nov. 2023	One Month				
		Seasonally adjusted percent change Nov. 2023-Dec. 2023	Seasonally adjusted effect on All Items Nov. 2023-Dec. 2023 <sup>1</sup>	Standard error, median price change <sup>2</sup>	Largest (L) or Smallest (S) seasonally adjusted change since: <sup>3</sup>	
					Date	Percent change
Pets and pet products <sup>4</sup> .....	0.663	0.5	0.003	0.40	L-Sep.2023	0.6
Pet food <sup>4, 5, 6</sup> .....		-0.1		0.50	S-Aug.2023	-0.1
Purchase of pets, pet supplies, accessories <sup>4, 5, 6</sup> .....		1.4		0.77	L-Oct.2022	1.4
Sporting goods <sup>4</sup> .....	0.728	-1.2	-0.008	0.48	S-Dec.2021	-1.2
Sports vehicles including bicycles <sup>4</sup> .....	0.419	-1.3	-0.006	0.67	S-May 2023	-1.3
Sports equipment <sup>4</sup> .....	0.301	-0.9	-0.003	0.57	S-Nov.2022	-0.9
Photographic equipment and supplies.....	0.022	-0.1	0.000	0.84	S-Aug.2023	-2.6
Photographic equipment <sup>5, 6</sup> .....		-0.4		0.99	S-Aug.2023	-2.8
Recreational reading materials <sup>4</sup> .....	0.111	-0.4	0.000	1.00	S-Aug.2023	-0.9
Newspapers and magazines <sup>4, 5</sup> .....	0.060	0.4	0.000	1.45	L-Oct.2023	1.8
Recreational books <sup>4, 5</sup> .....	0.051	-1.5	-0.001	1.00	S-Jun.2023	-2.4
Other recreational goods <sup>5</sup> .....	0.416	-0.5	-0.002	0.57	—	—
Toys.....	0.328	-0.7	-0.002	0.65	S-Oct.2023	-0.9
Toys, games, hobbies and playground equipment <sup>5, 6</sup> .....		-0.6		0.72	S-Oct.2023	-1.0
Sewing machines, fabric and supplies <sup>4, 5</sup> .....	0.024	3.2	0.001	1.24	L-Sep.2023	3.5
Music instruments and accessories <sup>4, 5</sup> .....	0.052	-1.2	-0.001	0.45	L-Oct.2023	-0.1
Education and communication commodities <sup>11</sup> .....	0.838	-0.2	-0.002	0.61	L-Sep.2023	0.3
Educational books and supplies <sup>4</sup> .....	0.091	1.5	0.001	0.67	L-May 2022	2.2
College textbooks <sup>4, 6, 14</sup> .....		1.4		0.95	L-May 2022	2.5
Information technology commodities <sup>11</sup> .....	0.747	-0.4	-0.003	0.69	L-Sep.2023	0.3
Computers, peripherals, and smart home assistants <sup>4, 7</sup> .....	0.351	-1.3	-0.005	0.91	L-Oct.2023	-0.8
Computer software and accessories <sup>4, 5</sup> .....	0.021	-2.8	-0.001	1.80	S-Sep.2021	-3.5
Telephone hardware, calculators, and other consumer information items <sup>4, 5</sup> .....	0.375	0.6	0.002	0.96	L-Apr.2023	1.1
Smartphones <sup>4, 6, 15</sup> .....		0.3		1.18	L-May 2023	0.7
Alcoholic beverages.....	0.837	0.3	0.003	0.20	L-Sep.2023	0.8
Alcoholic beverages at home.....	0.502	0.4	0.002	0.24	L-Sep.2023	0.8
Beer, ale, and other malt beverages at home.....	0.194	0.3	0.001	0.39	L-Oct.2023	0.7
Distilled spirits at home <sup>4</sup> .....	0.086	-0.5	0.000	0.31	S-Mar.2023	-0.9
Whiskey at home <sup>4, 6</sup> .....		-0.8		0.46	S-Oct.2023	-1.0
Distilled spirits, excluding whiskey, at home <sup>4, 6</sup> .....		-0.2		0.37	S-Aug.2023	-0.5
Wine at home <sup>4</sup> .....	0.223	-0.1	0.000	0.40	L-Oct.2023	0.0
Alcoholic beverages away from home <sup>4</sup> .....	0.335	0.2	0.001	0.25	L-Oct.2023	0.2
Beer, ale, and other malt beverages away from home <sup>4, 5, 6</sup> .....		0.0		0.33	—	—
Wine away from home <sup>4, 5, 6</sup> .....		-0.1		0.41	S-Oct.2023	-0.1
Distilled spirits away from home <sup>4, 5, 6</sup> .....		0.4		0.34	L-Sep.2023	0.7
Other goods <sup>11</sup> .....	1.263	-0.6	-0.007	0.23	S-Dec.2019	-0.8
Tobacco and smoking products <sup>4</sup> .....	0.515	-0.1	0.000	0.23	S-Dec.2022	-0.1
Cigarettes <sup>4, 5</sup> .....	0.428	-0.3	-0.001	0.25	S-Apr.2023	-0.3
Tobacco products other than cigarettes <sup>4, 5</sup> .....	0.080	1.1	0.001	0.57	S-Sep.2023	-0.8
Personal care products <sup>4</sup> .....	0.605	-1.1	-0.007	0.35	S-Dec.2019	-1.1
Hair, dental, shaving, and miscellaneous personal care products <sup>4, 5</sup> .....	0.320	0.0	0.000	0.45	L-Oct.2023	0.1
Cosmetics, perfume, bath, nail preparations and implements <sup>4</sup> .....	0.273	-2.3	-0.006	0.44	S-May 2001	-2.9
Miscellaneous personal goods <sup>4, 5</sup> .....	0.143	-0.4	-0.001	0.90	L-Oct.2023	1.2
Stationery, stationery supplies, gift wrap <sup>6</sup> .....		0.1		0.94	L-Oct.2023	3.5
Services less energy services.....	59.055	0.4	0.257	0.05	S-Oct.2023	0.3
Shelter.....	35.170	0.5	0.160	0.06	L-Sep.2023	0.6
Rent of shelter <sup>16</sup> .....	34.795	0.4	0.147	0.06	S-Oct.2023	0.3
Rent of primary residence.....	7.714	0.4	0.032	0.05	S-Jul.2023	0.4

See footnotes at end of table.

**Table 6. Consumer Price Index for All Urban Consumers (CPI-U): U.S. city average, by expenditure category, December 2023, 1-month analysis table — Continued**  
 [1982-84=100, unless otherwise noted]

Expenditure category	Relative importance Nov. 2023	One Month				
		Seasonally adjusted percent change Nov. 2023-Dec. 2023	Seasonally adjusted effect on All Items Nov. 2023-Dec. 2023 <sup>1</sup>	Standard error, median price change <sup>2</sup>	Largest (L) or Smallest (S) seasonally adjusted change since: <sup>3</sup>	
					Date	Percent change
Lodging away from home <sup>5</sup> .....	1.063	0.4	0.004	1.24	L-Sep.2023	3.7
Housing at school, excluding board <sup>16</sup> .....	0.163	0.3	0.000	0.05	—	—
Other lodging away from home including hotels and motels.....	0.900	0.4	0.004	1.42	L-Sep.2023	4.2
Owners' equivalent rent of residences <sup>16</sup> .....	26.018	0.5	0.123	0.05	—	—
Owners' equivalent rent of primary residence <sup>16</sup> ..	24.598	0.5	0.116	0.05	—	—
Tenants' and household insurance <sup>4, 5</sup> .....	0.375	0.3	0.001	0.14	S-Aug.2023	0.3
Water and sewer and trash collection services <sup>5</sup> .....	1.073	0.1	0.001	0.12	S-Mar.2022	0.1
Water and sewerage maintenance.....	0.765	0.1	0.001	0.13	S-Oct.2022	0.0
Garbage and trash collection <sup>4, 13</sup> .....	0.308	0.1	0.000	0.16	S-Oct.2023	0.1
Household operations <sup>4, 5</sup> .....						
Domestic services <sup>4, 5</sup> .....						
Gardening and lawncare services <sup>4, 5</sup> .....						
Moving, storage, freight expense <sup>4, 5</sup> .....	0.101	-2.0	-0.002	0.88	S-Oct.2023	-3.1
Repair of household items <sup>4, 5</sup> .....						
Medical care services.....	6.374	0.7	0.045	0.10	L-Sep.2022	0.8
Professional services.....	3.529	0.3	0.011	0.15	S-Oct.2023	-0.3
Physicians' services <sup>4</sup> .....	1.777	0.2	0.004	0.18	S-Oct.2023	-1.0
Dental services.....	0.925	0.8	0.008	0.25	L-Aug.2023	1.6
Eyeglasses and eye care <sup>4, 9</sup> .....	0.312	-0.2	-0.001	0.36	—	—
Services by other medical professionals <sup>4, 9</sup> .....	0.514	0.0	0.000	0.21	—	—
Hospital and related services <sup>4</sup> .....	2.308	0.5	0.011	0.13	L-Oct.2023	1.0
Hospital services <sup>4, 17</sup> .....	1.968	0.5	0.011	0.15	L-Oct.2023	1.1
Inpatient hospital services <sup>4, 6, 17</sup> .....		0.5		0.28	L-Oct.2023	0.9
Outpatient hospital services <sup>4, 6, 9</sup> .....		0.8		0.28	L-Sep.2023	1.2
Nursing homes and adult day services <sup>17</sup> .....	0.189	0.2	0.000	0.16	S-Sep.2023	-0.8
Care of invalids and elderly at home <sup>4, 8</sup> .....	0.151	0.4	0.001	0.24	L-Oct.2023	0.5
Health insurance <sup>4, 8</sup> .....	0.537	1.1	0.006	0.10	—	—
Transportation services.....	6.127	0.1	0.007	0.21	S-Jun.2023	0.1
Leased cars and trucks <sup>4, 14</sup> .....						
Car and truck rental <sup>5</sup> .....	0.113	-0.7	-0.001	1.18	L-Sep.2023	0.0
Motor vehicle maintenance and repair <sup>4</sup> .....	1.145	-0.3	-0.003	0.40	S-Mar.2022	-0.3
Motor vehicle body work <sup>4</sup> .....	0.057	1.0	0.001	0.30	L-Oct.2022	1.4
Motor vehicle maintenance and servicing <sup>4</sup> .....	0.587	-0.5	-0.003	0.51	S-Mar.2022	-1.0
Motor vehicle repair <sup>4, 5</sup> .....	0.442	-0.1	0.000	0.64	S-Feb.2023	-0.3
Motor vehicle insurance.....	2.874	1.5	0.044	0.22	L-Oct.2023	1.9
Motor vehicle fees <sup>4, 5</sup> .....	0.488	0.6	0.003	0.22	L-Oct.2023	0.7
State motor vehicle registration and license fees <sup>4, 5</sup> .....	0.274	0.3	0.001	0.08	L-Jul.2023	0.5
Parking and other fees <sup>4, 5</sup> .....	0.193	1.1	0.002	0.47	L-Oct.2023	1.6
Parking fees and tolls <sup>5, 6</sup> .....		-1.0		0.52	S-Jun.2020	-1.5
Public transportation.....	0.736	0.7	0.005	0.69	S-Oct.2023	0.0
Airline fares.....	0.543	1.0	0.005	0.95	L-Aug.2023	4.9
Other intercity transportation.....	0.047	-2.3	-0.001	0.65	S-Mar.2020	-3.8
Ship fare <sup>4, 5, 6</sup> .....		-0.6		0.90	L-Sep.2023	0.0
Intracity transportation <sup>4</sup> .....	0.142	0.4	0.001	0.60	L-Sep.2023	1.9
Intracity mass transit <sup>4, 6, 11</sup> .....		-0.3		0.07	S-Sep.2021	-0.3
Recreation services <sup>11</sup> .....	3.125	1.1	0.035	0.20	L-Feb.2023	1.2
Video and audio services <sup>11</sup> .....	0.994	0.7	0.006	0.21	L-Mar.2023	0.9
Cable, satellite, and live streaming television service <sup>13</sup> .....	0.878	0.7	0.006	0.18	L-Mar.2023	1.2
Purchase, subscription, and rental of video <sup>4, 5</sup> .....	0.116	0.4	0.001	0.91	L-Sep.2023	0.9
Video discs and other media <sup>4, 5, 6</sup> .....		0.8		1.97	L-Sep.2023	2.9

See footnotes at end of table.

**Table 6. Consumer Price Index for All Urban Consumers (CPI-U): U.S. city average, by expenditure category, December 2023, 1-month analysis table — Continued**  
 [1982-84=100, unless otherwise noted]

Expenditure category	Relative importance Nov. 2023	One Month				
		Seasonally adjusted percent change Nov. 2023- Dec. 2023	Seasonally adjusted effect on All Items Nov. 2023- Dec. 2023 <sup>1</sup>	Standard error, median price change <sup>2</sup>	Largest (L) or Smallest (S) seasonally adjusted change since: <sup>3</sup>	
					Date	Percent change
Subscription and rental of video and video games <sup>4, 5, 6</sup> .....		0.4		0.49	S-Oct.2023	-0.1
Pet services including veterinary <sup>5</sup> .....	0.552	0.8	0.004	0.31	L-Apr.2023	2.7
Pet services <sup>4, 5, 6</sup> .....		0.0		0.53	L-Aug.2023	0.9
Veterinarian services <sup>5, 6</sup> .....		1.2		0.41	S-Oct.2023	0.6
Photographers and photo processing <sup>4, 5</sup> .....	0.039	0.1	0.000	0.34	—	—
Other recreation services <sup>5</sup> .....	1.537	1.6	0.024	0.29	L-Oct.2021	1.6
Club membership for shopping clubs, fraternal, or other organizations, or participant sports fees <sup>4, 5</sup> .....	0.663	1.5	0.010	0.18	L-Sep.2020	2.6
Admissions <sup>4</sup> .....	0.453	1.4	0.006	0.69	L-Sep.2023	3.0
Admission to movies, theaters, and concerts <sup>4, 5, 6</sup> .....		1.0		0.54	S-Oct.2023	0.0
Admission to sporting events <sup>4, 5, 6</sup> .....		3.2		2.96	L-Oct.2023	3.6
Fees for lessons or instructions <sup>4, 9</sup> .....	0.187	1.8	0.003	0.38	L-Apr.2023	5.0
Education and communication services <sup>11</sup> .....	4.805	0.2	0.008	0.06	L-Jul.2023	0.3
Tuition, other school fees, and childcare.....	2.157	0.2	0.005	0.06	L-Sep.2023	0.3
College tuition and fees.....	1.171	0.2	0.002	0.07	L-Aug.2023	0.2
Elementary and high school tuition and fees.....	0.312	0.3	0.001	0.09	L-Oct.2023	0.4
Day care and preschool <sup>12</sup> .....	0.574	0.4	0.002	0.19	L-Sep.2023	0.9
Technical and business school tuition and fees <sup>4, 5</sup> .....	0.026	0.1	0.000	0.14	S-Sep.2023	-0.1
Postage and delivery services <sup>5</sup> .....	0.072	0.4	0.000	0.06	L-Sep.2023	0.5
Postage.....	0.061	0.6	0.000	0.00	L-Jan.2023	1.2
Delivery services <sup>5</sup> .....	0.011	-0.7	0.000	0.48	S-Jul.2023	-0.7
Telephone services <sup>4, 5</sup> .....	1.598	0.1	0.002	0.06	L-Oct.2023	0.1
Wireless telephone services <sup>4, 5</sup> .....	1.356	0.0	0.000	0.04	—	—
Residential telephone services <sup>4, 11</sup> .....	0.243	0.8	0.002	0.21	L-Oct.2023	0.9
Internet services and electronic information providers <sup>4, 5</sup> .....	0.971	0.1	0.001	0.21	S-Oct.2023	-0.1
Other personal services <sup>4, 11</sup> .....	1.474	0.1	0.002	0.18	S-Jul.2023	-0.1
Personal care services <sup>4</sup> .....	0.608	0.1	0.001	0.34	S-Sep.2023	0.0
Haircuts and other personal care services <sup>4, 5</sup> .....	0.608	0.1	0.001	0.34	S-Sep.2023	0.0
Miscellaneous personal services <sup>4</sup> .....	0.866	0.1	0.001	0.20	S-Oct.2023	0.1
Legal services <sup>4, 9</sup> .....						
Funeral expenses <sup>4, 9</sup> .....	0.170	0.5	0.001	0.19	S-Oct.2023	0.2
Laundry and dry cleaning services <sup>4, 5</sup> .....	0.144	0.4	0.001	0.36	S-Oct.2023	0.3
Apparel services other than laundry and dry cleaning <sup>4, 5</sup> .....	0.027	0.1	0.000	0.69	S-Oct.2023	-0.7
Financial services <sup>4, 9</sup> .....	0.183	-0.2	0.000	0.59	S-Aug.2023	-2.0
Checking account and other bank services <sup>4, 5, 6</sup> .....		0.8		0.13	L-Sep.2023	3.2
Tax return preparation and other accounting fees <sup>4, 5, 6</sup> .....						
<b>Special aggregate indexes</b>						
All items less food.....	86.576	0.3	0.275	0.04	L-Sep.2023	0.4
All items less shelter.....	64.830	0.2	0.143	0.05	L-Sep.2023	0.3
All items less food and shelter.....	51.406	0.2	0.115	0.06	L-Sep.2023	0.3
All items less food, shelter, and energy.....	44.666	0.2	0.086	0.05	—	—
All items less food, shelter, energy, and used cars and trucks.....	42.122	0.2	0.074	0.06	L-Oct.2023	0.2
All items less medical care.....	92.151	0.3	0.260	0.04	L-Sep.2023	0.4
All items less energy.....	93.259	0.3	0.275	0.04	—	—

See footnotes at end of table.

**Table 6. Consumer Price Index for All Urban Consumers (CPI-U): U.S. city average, by expenditure category, December 2023, 1-month analysis table — Continued**

[1982-84=100, unless otherwise noted]

Expenditure category	Relative importance Nov. 2023	One Month				
		Seasonally adjusted percent change Nov. 2023-Dec. 2023	Seasonally adjusted effect on All Items Nov. 2023-Dec. 2023 <sup>1</sup>	Standard error, median price change <sup>2</sup>	Largest (L) or Smallest (S) seasonally adjusted change since: <sup>3</sup>	
					Date	Percent change
Commodities.....	37.678	0.1	0.026	0.06	L-Sep.2023	0.1
Commodities less food, energy, and used cars and trucks.....	18.237	-0.1	-0.013	0.09	L-Oct.2023	0.0
Commodities less food.....	24.254	0.0	-0.003	0.08	L-Sep.2023	0.0
Commodities less food and beverages.....	23.417	0.0	-0.005	0.09	L-Sep.2023	0.0
Services.....	62.322	0.5	0.287	0.05	—	—
Services less rent of shelter <sup>16</sup> .....	27.528	0.6	0.152	0.08	—	—
Services less medical care services.....	55.948	0.4	0.223	0.06	S-Oct.2023	0.4
Durables.....	12.121	-0.5	-0.060	0.08	S-Oct.2023	-0.5
Nondurables.....	25.557	0.3	0.082	0.08	L-Sep.2023	0.6
Nondurables less food.....	12.133	0.2	0.029	0.12	L-Sep.2023	0.8
Nondurables less food and beverages.....	11.296	0.3	0.030	0.13	L-Sep.2023	0.8
Nondurables less food, beverages, and apparel.....	8.832	0.2	0.021	0.12	L-Sep.2023	1.4
Nondurables less food and apparel.....	9.669	0.2	0.020	0.11	L-Sep.2023	1.3
Housing.....	44.837	0.4	0.167	0.06	—	—
Education and communication <sup>5</sup> .....	5.643	0.1	0.006	0.10	L-Sep.2023	0.1
Education <sup>5</sup> .....	2.248	0.3	0.006	0.07	L-Sep.2023	0.3
Communication <sup>5</sup> .....	3.395	0.0	0.000	0.17	L-Sep.2023	0.0
Information and information processing <sup>5</sup> .....	3.323	0.0	0.000	0.17	L-Sep.2023	0.0
Information technology, hardware and services <sup>18</sup> .....	1.725	-0.1	-0.002	0.34	L-Sep.2023	0.0
Recreation <sup>5</sup> .....	5.327	0.4	0.023	0.15	L-Sep.2023	0.4
Video and audio <sup>5</sup> .....	1.256	0.2	0.003	0.20	L-Sep.2023	0.2
Pets, pet products and services <sup>5</sup> .....	1.216	0.6	0.008	0.26	L-Apr.2023	1.8
Photography <sup>5</sup> .....	0.063	0.1	0.000	0.47	S-Aug.2023	-0.3
Food and beverages.....	14.261	0.2	0.031	0.09	—	—
Domestically produced farm food <sup>4</sup> .....	7.156	-0.1	-0.005	0.14	L-Oct.2023	0.3
Other services.....	9.404	0.5	0.044	0.08	L-Apr.2023	0.5
Apparel less footwear.....	1.963	0.2	0.004	0.41	L-Oct.2023	0.2
Fuels and utilities.....	4.531	0.6	0.025	0.33	S-Oct.2023	0.2
Household energy.....	3.457	0.7	0.024	0.42	S-Oct.2023	0.2
Medical care.....	7.849	0.6	0.043	0.09	—	—
Transportation.....	16.883	0.2	0.035	0.10	L-Sep.2023	0.3
Private transportation.....	16.147	0.2	0.030	0.10	L-Sep.2023	0.3
New and used motor vehicles <sup>5</sup> .....	7.889	-0.2	-0.019	0.11	S-Oct.2023	-0.4
Utilities and public transportation.....	7.554	0.4	0.032	0.20	S-Oct.2023	0.3
Household furnishings and operations.....	5.136	-0.4	-0.018	0.21	—	—
Other goods and services.....	2.737	-0.2	-0.006	0.15	S-Aug.2020	-0.2
Personal care <sup>4</sup> .....	2.222	-0.3	-0.006	0.17	S-Aug.2020	-0.3

<sup>1</sup> The 'effect' of an item category is a measure of that item's contribution to the All items price change. For example, if the Food index had an effect of 0.40, and the All items index rose 1.2 percent, then the increase in food prices contributed 0.40 / 1.2, or 33.3 percent, to that All items increase. Said another way, had food prices been unchanged for that month the change in the All items index would have been 1.2 percent minus 0.40, or 0.8 percent. Effects can be negative as well. For example, if the effect of food was a negative 0.1, and the All items index rose 0.5 percent, the All items index actually would have been 0.1 percent higher (or 0.6 percent) had food prices been unchanged. Since food prices fell while prices overall were rising, the contribution of food to the All items price change was negative (in this case, -0.1 / 0.5, or minus 20 percent).

<sup>2</sup> A statistic's margin of error is often expressed as its point estimate plus or minus two standard errors. For example, if a CPI category rose 0.6 percent, and its standard error was 0.15 percent, the margin of error on this item's 1-month percent change would be 0.6 percent, plus or minus 0.3 percent.

<sup>3</sup> If the current seasonally adjusted 1-month percent change is greater than the previous published 1-month percent change, then this column identifies the closest prior month with a 1-month percent change as (L)arge as or (L)arger than the current 1-month change. If the current 1-month percent change is smaller than the previous published 1-month percent change, the most recent month with a change as (S)mall or (S)maller than the current month change is identified. If the current and previous published 1-month percent changes are equal, a dash will appear. Standard numerical comparisons are used. For example, 0.8% is greater than 0.6%, -0.4% is less than -0.2%, and -0.2% is less than 0.0%. Note that a (L)arger change can be a smaller decline, for example, a -0.2% change is larger than a -0.4% change, but still represents a decline in the price index. Likewise, (S)maller changes can be increases, for example, a 0.6% change is smaller than 0.8%, but still represents an increase in the price index. In this context, a -0.2% change is considered to be smaller than a 0.0% change.

<sup>4</sup> Not seasonally adjusted.

<sup>5</sup> Indexes on a December 1997=100 base.

<sup>6</sup> Special indexes based on a substantially smaller sample. These series do not contribute to the all items index aggregation and therefore do not have a relative importance or effect.

<sup>7</sup> Indexes on a December 2007=100 base.

<sup>8</sup> Indexes on a December 2005=100 base.

<sup>9</sup> Indexes on a December 1986=100 base.

<sup>10</sup> Indexes on a December 1993=100 base.

<sup>11</sup> Indexes on a December 2009=100 base.

<sup>12</sup> Indexes on a December 1990=100 base.

<sup>13</sup> Indexes on a December 1983=100 base.

<sup>14</sup> Indexes on a December 2001=100 base.

<sup>15</sup> Indexes on a December 2019=100 base.

<sup>16</sup> Indexes on a December 1982=100 base.

<sup>17</sup> Indexes on a December 1996=100 base.

<sup>18</sup> Indexes on a December 1988=100 base.

**Table 7. Consumer Price Index for All Urban Consumers (CPI-U): U.S. city average, by expenditure category, December 2023, 12-month analysis table**

[1982-84=100, unless otherwise noted]

Expenditure category	Relative importance Nov. 2023	Twelve Month				
		Unadjusted percent change Dec. 2022- Dec. 2023	Unadjusted effect on All Items Dec. 2022- Dec. 2023 <sup>1</sup>	Standard error, median price change <sup>2</sup>	Largest (L) or Smallest (S) unadjusted change since: <sup>3</sup>	
					Date	Percent change
All items.....	100.000	3.4		0.12	L-Sep.2023	3.7
Food.....	13.424	2.7	0.366	0.19	S-Jun.2021	2.4
Food at home.....	8.553	1.3	0.114	0.26	S-Jun.2021	0.9
Cereals and bakery products.....	1.162	2.6	0.030	0.54	S-Aug.2021	1.6
Cereals and cereal products.....	0.359	0.4	0.001	0.87	S-Jun.2021	-0.9
Flour and prepared flour mixes.....	0.060	2.2	0.001	2.29	S-Jul.2021	0.8
Breakfast cereal.....	0.146	0.3	0.000	1.37	S-Jun.2021	-0.3
Rice, pasta, cornmeal.....	0.153	-0.3	0.000	1.09	S-Aug.2021	-0.7
Rice <sup>4, 5</sup> .....		0.1		1.25	S-Sep.2021	0.1
Bakery products.....	0.803	3.6	0.028	0.69	S-Oct.2021	3.6
Bread <sup>4</sup> .....	0.226	3.1	0.007	1.07	S-Oct.2021	2.3
White bread <sup>5</sup> .....		2.7		1.29	S-Oct.2021	1.3
Bread other than white <sup>5</sup> .....		3.6		1.48	S-Oct.2021	3.2
Fresh biscuits, rolls, muffins <sup>4</sup> .....	0.121	4.1	0.005	1.60	S-Sep.2021	4.0
Cakes, cupcakes, and cookies.....	0.205	2.6	0.005	1.33	S-Jul.2021	2.4
Cookies <sup>5</sup> .....		2.7		1.61	S-Dec.2021	2.1
Fresh cakes and cupcakes <sup>5</sup> .....		3.8		2.40	-	-
Other bakery products.....	0.251	4.4	0.011	1.36	L-Oct.2023	4.4
Fresh sweetrolls, coffeecakes, doughnuts <sup>5</sup> .....		3.1		2.06	S-Sep.2023	1.5
Crackers, bread, and cracker products <sup>5</sup> .....		7.7		1.86	L-Aug.2023	7.8
Frozen and refrigerated bakery products, pies, tarts, turnovers <sup>5</sup> .....		2.3		1.78	L-Oct.2023	2.7
Meats, poultry, fish, and eggs.....	1.782	-0.1	-0.002	0.47	S-Jul.2023	-0.2
Meats, poultry, and fish.....	1.670	2.3	0.038	0.49	L-Oct.2023	2.4
Meats.....	1.044	3.6	0.038	0.54	-	-
Beef and veal.....	0.460	8.7	0.038	0.84	-	-
Uncooked ground beef.....	0.164	6.7	0.011	1.09	S-Sep.2023	5.8
Uncooked beef roasts <sup>4</sup> .....	0.061	8.9	0.005	2.36	S-Sep.2023	6.0
Uncooked beef steaks <sup>4</sup> .....	0.189	11.2	0.020	1.39	L-Apr.2022	11.8
Uncooked other beef and veal <sup>4</sup> .....	0.045	5.6	0.002	1.90	S-Oct.2023	4.1
Pork.....	0.331	0.1	0.000	1.08	L-Oct.2023	0.3
Bacon, breakfast sausage, and related products <sup>4</sup> .....	0.142	-0.8	-0.001	1.30	L-Oct.2023	-0.6
Bacon and related products <sup>5</sup> .....		1.6		1.78	L-Oct.2022	2.1
Breakfast sausage and related products <sup>4, 5</sup> .....		-3.7		1.96	S-May 2016	-5.0
Ham.....	0.066	2.5	0.002	2.56	L-Aug.2023	3.7
Ham, excluding canned <sup>5</sup> .....		2.5		2.65	L-Aug.2023	3.8
Pork chops.....	0.045	-0.4	0.000	1.97	S-Jul.2023	-2.4
Other pork including roasts, steaks, and ribs <sup>4</sup> .....	0.079	-0.1	0.000	2.44	S-Oct.2023	-0.6
Other meats.....	0.253	-0.2	0.000	1.03	S-Aug.2021	-0.5
Frankfurters <sup>5</sup> .....		2.2		3.05	S-Sep.2023	1.9
Lunchmeats <sup>4, 5</sup> .....		0.3		1.25	L-Sep.2023	2.4
Poultry.....	0.346	1.2	0.004	1.28	L-Jun.2023	1.4
Chicken <sup>4</sup> .....	0.276	0.7	0.002	1.34	L-May 2023	0.9
Fresh whole chicken <sup>5</sup> .....		3.1		2.82	S-Oct.2023	2.3
Fresh and frozen chicken parts <sup>5</sup> .....		0.0		1.75	L-Apr.2023	2.8
Other uncooked poultry including turkey <sup>4</sup> .....	0.070	3.3	0.002	2.65	S-Oct.2021	1.7
Fish and seafood.....	0.279	-1.4	-0.004	1.00	L-Aug.2023	0.1
Fresh fish and seafood <sup>4</sup> .....	0.134	-2.5	-0.004	1.48	-	-
Processed fish and seafood <sup>4</sup> .....	0.145	-0.5	-0.001	1.31	-	-
Shelf stable fish and seafood <sup>5</sup> .....		3.8		1.98	S-Jun.2023	0.2
Frozen fish and seafood <sup>5</sup> .....		-2.8		1.78	S-Feb.2018	-3.5
Eggs.....	0.113	-23.8	-0.040	2.30	S-Dec.2016	-33.8

See footnotes at end of table.

**Table 7. Consumer Price Index for All Urban Consumers (CPI-U): U.S. city average, by expenditure category, December 2023, 12-month analysis table — Continued**  
 [1982-84=100, unless otherwise noted]

Expenditure category	Relative importance Nov. 2023	Twelve Month				
		Unadjusted percent change Dec. 2022- Dec. 2023	Unadjusted effect on All Items Dec. 2022- Dec. 2023 <sup>1</sup>	Standard error, median price change <sup>2</sup>	Largest (L) or Smallest (S) unadjusted change since: <sup>3</sup>	
					Date	Percent change
Dairy and related products.....	0.780	-1.3	-0.011	0.63	L-Oct.2023	-0.4
Milk <sup>4</sup> .....	0.192	-1.8	-0.004	1.05	L-Oct.2023	-1.6
Fresh whole milk <sup>5</sup> .....		-2.3		1.33	L-Oct.2023	-2.2
Fresh milk other than whole <sup>4, 5</sup> .....		-1.4		1.24	L-Oct.2023	-0.9
Cheese and related products.....	0.237	-3.3	-0.008	0.90	S-Dec.2015	-3.7
Ice cream and related products.....	0.121	2.8	0.003	1.67	L-Sep.2023	4.5
Other dairy and related products <sup>4</sup> .....	0.229	-0.8	-0.002	1.16	S-Jun.2021	-0.8
Fruits and vegetables.....	1.468	0.3	0.005	0.64	S-Mar.2020	-1.9
Fresh fruits and vegetables.....	1.096	-0.5	-0.005	0.78	S-Sep.2023	-0.5
Fresh fruits.....	0.593	3.6	0.021	1.09	L-Nov.2022	6.6
Apples.....	0.075	-5.9	-0.005	1.97	S-Aug.2020	-7.3
Bananas.....	0.088	1.0	0.001	1.38	L-Oct.2023	1.5
Citrus fruits <sup>4</sup> .....	0.179	5.4	0.009	2.19	L-Nov.2022	9.5
Oranges, including tangerines <sup>5</sup> .....		5.3		2.24	L-Nov.2022	12.4
Other fresh fruits <sup>4</sup> .....	0.251	6.4	0.016	1.87	L-Oct.2022	6.6
Fresh vegetables.....	0.503	-4.8	-0.026	0.87	S-Feb.2017	-7.2
Potatoes.....	0.082	-2.8	-0.002	1.49	S-Oct.2023	-3.3
Lettuce.....	0.071	-16.7	-0.014	1.85	S-Jan.2017	-16.8
Tomatoes.....	0.082	-7.2	-0.007	2.00	S-Dec.2019	-7.7
Other fresh vegetables.....	0.268	-1.0	-0.003	1.11	L-Oct.2023	-0.7
Processed fruits and vegetables <sup>4</sup> .....	0.372	2.7	0.010	0.74	L-Oct.2023	4.8
Canned fruits and vegetables <sup>4</sup> .....	0.190	2.4	0.005	1.14	L-Oct.2023	3.2
Canned fruits <sup>4, 5</sup> .....		2.4		1.47	L-Oct.2023	3.0
Canned vegetables <sup>4, 5</sup> .....		2.1		1.60	L-Oct.2023	3.3
Frozen fruits and vegetables <sup>4</sup> .....	0.108	3.9	0.004	1.47	S-Nov.2021	2.8
Frozen vegetables <sup>5</sup> .....		6.1		2.04	-	-
Other processed fruits and vegetables including dried <sup>4</sup> .....	0.073	1.7	0.001	1.53	S-Oct.2021	1.7
Dried beans, peas, and lentils <sup>4, 5</sup> .....		-1.5		2.63	S-Dec.2019	-1.9
Nonalcoholic beverages and beverage materials.....	1.030	2.6	0.027	0.62	S-Aug.2021	2.0
Juices and nonalcoholic drinks <sup>4</sup> .....	0.726	3.6	0.027	0.88	-	-
Carbonated drinks.....	0.304	2.9	0.009	1.51	S-Aug.2021	2.0
Frozen noncarbonated juices and drinks <sup>4</sup> .....	0.009	19.1	0.002	1.75	L-Oct.2023	22.1
Nonfrozen noncarbonated juices and drinks <sup>4</sup> .....	0.413	3.9	0.016	1.14	L-Oct.2023	4.1
Beverage materials including coffee and tea <sup>4</sup> .....	0.304	0.3	0.001	1.07	S-Apr.2021	0.0
Coffee.....	0.193	-1.6	-0.003	1.50	S-Dec.2019	-2.3
Roasted coffee <sup>5</sup> .....		-2.0		1.67	S-Dec.2019	-2.8
Instant coffee <sup>5</sup> .....		-0.5		2.12	L-Oct.2023	0.7
Other beverage materials including tea <sup>4</sup> .....	0.111	3.7	0.004	1.52	L-Oct.2023	4.3
Other food at home.....	2.331	2.8	0.065	0.42	S-Aug.2021	1.5
Sugar and sweets.....	0.306	5.2	0.016	1.29	S-Oct.2023	5.2
Sugar and sugar substitutes.....	0.041	6.9	0.003	1.15	L-Oct.2023	8.8
Candy and chewing gum <sup>4</sup> .....	0.195	5.5	0.011	1.67	S-Jan.2022	4.8
Other sweets <sup>4</sup> .....	0.070	3.4	0.002	2.14	L-Aug.2023	3.8
Fats and oils.....	0.255	2.3	0.006	1.33	S-Apr.2021	1.7
Butter and margarine <sup>4</sup> .....	0.081	-2.8	-0.002	1.78	S-Oct.2023	-2.9
Butter <sup>5</sup> .....		-2.9		2.76	S-Oct.2023	-3.7
Margarine <sup>5</sup> .....		-1.8		2.94	S-Dec.2019	-2.0
Salad dressing <sup>4</sup> .....	0.060	3.0	0.002	1.80	L-Oct.2023	4.0
Other fats and oils including peanut butter <sup>4</sup> .....	0.114	5.8	0.007	2.15	S-Sep.2023	5.0
Peanut butter <sup>4, 5</sup> .....		3.0		2.67	L-Apr.2023	4.4
Other foods.....	1.770	2.4	0.043	0.49	S-Aug.2021	0.6
Soups.....	0.102	0.6	0.001	2.49	S-Oct.2023	-0.1
Frozen and freeze dried prepared foods.....	0.265	0.7	0.002	1.18	L-Oct.2023	1.2

See footnotes at end of table.

**Table 7. Consumer Price Index for All Urban Consumers (CPI-U): U.S. city average, by expenditure category, December 2023, 12-month analysis table — Continued**  
 [1982-84=100, unless otherwise noted]

Expenditure category	Relative importance Nov. 2023	Twelve Month				
		Unadjusted percent change Dec. 2022-Dec. 2023	Unadjusted effect on All Items Dec. 2022-Dec. 2023 <sup>1</sup>	Standard error, median price change <sup>2</sup>	Largest (L) or Smallest (S) unadjusted change since: <sup>3</sup>	
					Date	Percent change
Snacks.....	0.372	2.0	0.007	1.08	S-Sep.2021	1.9
Spices, seasonings, condiments, sauces.....	0.357	4.1	0.015	0.88	S-Oct.2021	2.6
Salt and other seasonings and spices <sup>4, 5</sup> .....		3.4		1.57	S-Sep.2023	3.4
Olives, pickles, relishes <sup>4, 5</sup> .....		3.3		1.92	S-Oct.2021	2.2
Sauces and gravies <sup>4, 5</sup> .....		6.7		1.85	S-Sep.2023	6.7
Other condiments <sup>5</sup> .....		2.1		2.25	S-Sep.2021	1.8
Baby food and formula <sup>4</sup> .....	0.040	7.3	0.003	1.74	S-Jul.2023	5.9
Other miscellaneous foods <sup>4</sup> .....	0.636	2.4	0.016	0.87	S-Aug.2021	1.1
Prepared salads <sup>5, 6</sup> .....		1.8		1.97	L-Oct.2023	2.8
Food away from home.....	4.870	5.2	0.252	0.41	S-Sep.2021	4.7
Full service meals and snacks <sup>4</sup> .....	2.324	4.5	0.104	0.46	L-Sep.2023	5.1
Limited service meals and snacks <sup>4</sup> .....	2.272	5.9	0.131	0.44	S-Nov.2020	5.9
Food at employee sites and schools <sup>4</sup> .....	0.076	3.3	0.003	8.16	S-Jul.2022	-13.9
Food at elementary and secondary schools <sup>5, 7</sup> .....		2.2		67.80	S-Oct.2023	-22.2
Food from vending machines and mobile vendors <sup>4</sup> .....	0.027	13.1	0.003	1.67	S-Nov.2022	11.5
Other food away from home <sup>4</sup> .....	0.171	6.6	0.011	0.74	S-Jul.2023	5.9
Energy.....	6.741	-2.0	-0.140	0.49	L-Sep.2023	-0.5
Energy commodities.....	3.473	-2.9	-0.102	0.51	L-Sep.2023	2.2
Fuel oil and other fuels.....	0.190	-11.8	-0.025	1.65	L-Sep.2023	-5.6
Fuel oil.....	0.131	-14.7	-0.022	2.30	L-Sep.2023	-5.1
Propane, kerosene, and firewood <sup>8</sup> .....	0.059	-5.0	-0.003	1.75	L-Apr.2023	-3.5
Motor fuel.....	3.283	-2.3	-0.076	0.54	L-Sep.2023	2.7
Gasoline (all types).....	3.194	-1.9	-0.061	0.55	L-Sep.2023	3.0
Gasoline, unleaded regular <sup>5</sup> .....		-2.2		0.88	L-Sep.2023	3.0
Gasoline, unleaded midgrade <sup>5, 9</sup> .....		-0.8		0.96	L-Sep.2023	3.4
Gasoline, unleaded premium <sup>5</sup> .....		-0.1		0.95	L-Sep.2023	3.0
Other motor fuels <sup>4</sup> .....	0.090	-15.2	-0.016	0.77	L-Oct.2023	-11.8
Energy services.....	3.267	-1.1	-0.038	0.83	S-Oct.2023	-2.3
Electricity.....	2.522	3.3	0.084	1.16	S-Oct.2023	2.4
Utility (piped) gas service.....	0.745	-13.8	-0.122	1.15	S-Oct.2023	-15.8
All items less food and energy.....	79.836	3.9	3.126	0.13	S-May 2021	3.8
Commodities less food and energy commodities.....	20.781	0.2	0.037	0.22	L-Aug.2023	0.2
Household furnishings and supplies <sup>10</sup> .....	4.230	-0.9	-0.042	0.58	S-Jun.2018	-1.2
Window and floor coverings and other linens <sup>4</sup> .....	0.291	-3.1	-0.010	2.38	L-Sep.2023	-1.3
Floor coverings <sup>4</sup> .....	0.082	0.9	0.001	3.67	L-Oct.2023	1.1
Window coverings <sup>4</sup> .....	0.075	5.6	0.004	4.81	S-Oct.2023	5.4
Other linens <sup>4</sup> .....	0.133	-9.3	-0.015	3.57	L-Sep.2023	-3.6
Furniture and bedding.....	1.113	-4.3	-0.051	1.48	S-Sep.2023	-5.4
Bedroom furniture.....	0.367	-1.7	-0.007	1.94	S-Sep.2023	-2.0
Living room, kitchen, and dining room furniture <sup>4</sup> .....	0.541	-6.0	-0.035	2.32	S-Sep.2023	-6.6
Other furniture <sup>4</sup> .....	0.199	-4.0	-0.008	2.83	S-Sep.2023	-8.1
Appliances <sup>4</sup> .....	0.265	-4.0	-0.011	1.60	S-Jan.2017	-4.3
Major appliances <sup>4</sup> .....	0.093	-10.3	-0.011	3.05	L-Oct.2023	-9.6
Laundry equipment <sup>5</sup> .....		-13.6		2.53	S-Sep.2023	-13.6
Other appliances <sup>4</sup> .....	0.171	0.0	0.000	1.96	S-Aug.2018	-0.3
Other household equipment and furnishings <sup>4</sup> .....	0.551	-1.1	-0.006	1.93	L-Oct.2023	-0.9
Clocks, lamps, and decorator items.....	0.304	-1.0	-0.003	3.33	L-Sep.2023	0.0
Indoor plants and flowers <sup>11</sup> .....	0.129	1.8	0.002	1.84	S-Aug.2023	1.4
Dishes and flatware <sup>4</sup> .....	0.038	-2.0	-0.001	3.50	L-Jul.2023	-0.9
Nonelectric cookware and tableware <sup>4</sup> .....	0.079	-5.5	-0.005	2.19	S-Jun.2020	-5.7
Tools, hardware, outdoor equipment and supplies <sup>4</sup> .....	1.050	0.9	0.010	1.32	S-Mar.2020	0.4
Tools, hardware and supplies <sup>4</sup> .....	0.267	1.0	0.003	1.71	S-Aug.2020	1.0
Outdoor equipment and supplies <sup>4</sup> .....	0.550	1.2	0.007	1.65	S-Apr.2021	1.0

See footnotes at end of table.

**Table 7. Consumer Price Index for All Urban Consumers (CPI-U): U.S. city average, by expenditure category, December 2023, 12-month analysis table — Continued**  
 [1982-84=100, unless otherwise noted]

Expenditure category	Relative importance Nov. 2023	Twelve Month				
		Unadjusted percent change Dec. 2022- Dec. 2023	Unadjusted effect on All Items Dec. 2022- Dec. 2023 <sup>1</sup>	Standard error, median price change <sup>2</sup>	Largest (L) or Smallest (S) unadjusted change since: <sup>3</sup>	
					Date	Percent change
Housekeeping supplies.....	0.960	2.8	0.027	0.80	S-Dec.2021	2.1
Household cleaning products <sup>4</sup> .....	0.326	3.8	0.012	1.17	L-Oct.2023	4.6
Household paper products <sup>4</sup> .....	0.177	2.7	0.005	1.35	S-Nov.2021	2.6
Miscellaneous household products <sup>4</sup> .....	0.457	2.1	0.010	1.41	S-Dec.2021	1.8
Apparel.....	2.464	1.0	0.024	0.80	S-Mar.2021	-2.5
Men's and boys' apparel.....	0.646	1.3	0.009	1.45	S-Nov.2022	1.3
Men's apparel.....	0.478	1.8	0.008	1.65	S-Jun.2021	1.5
Men's suits, sport coats, and outerwear.....	0.064	-6.0	-0.004	4.48	S-Jul.2021	-6.1
Men's underwear, nightwear, swimwear, and accessories.....	0.175	3.3	0.006	1.84	S-Mar.2023	3.2
Men's shirts and sweaters <sup>4</sup> .....	0.119	3.8	0.004	3.58	S-Jul.2023	3.2
Men's pants and shorts.....	0.111	2.0	0.002	2.80	S-Feb.2023	0.2
Boys' apparel.....	0.167	0.2	0.000	2.56	S-Jan.2023	-1.0
Women's and girls' apparel.....	1.004	0.6	0.006	1.46	L-Oct.2023	1.3
Women's apparel.....	0.842	1.5	0.013	1.64	L-Oct.2023	1.6
Women's outerwear.....	0.047	2.7	0.001	3.41	S-Feb.2023	-0.4
Women's dresses.....	0.093	0.5	0.000	3.22	L-Sep.2023	1.0
Women's suits and separates <sup>4</sup> .....	0.380	0.4	0.001	2.03	L-Oct.2023	2.8
Women's underwear, nightwear, swimwear, and accessories <sup>4</sup> .....	0.311	3.1	0.010	3.55	L-Aug.2023	4.4
Girls' apparel.....	0.162	-4.3	-0.007	3.35	S-Jan.2022	-4.3
Footwear.....	0.501	0.7	0.004	1.11	—	—
Men's footwear.....	0.183	1.3	0.002	1.63	L-Nov.2022	2.4
Boys' and girls' footwear.....	0.117	-2.0	-0.002	2.71	S-Mar.2021	-4.7
Women's footwear.....	0.200	1.9	0.004	1.66	L-Sep.2023	2.1
Infants' and toddlers' apparel.....	0.100	1.2	0.001	3.96	S-Aug.2021	-1.4
Jewelry and watches <sup>8</sup> .....	0.213	2.2	0.005	2.61	L-Oct.2023	3.1
Watches <sup>8</sup> .....	0.036	0.4	0.000	4.24	L-Jul.2023	0.9
Jewelry <sup>8</sup> .....	0.177	2.5	0.005	3.21	L-Oct.2023	3.7
Transportation commodities less motor fuel <sup>10</sup> .....	7.473	0.0	0.003	0.30	L-May 2023	0.1
New vehicles.....	4.222	1.0	0.044	0.63	S-Sep.2020	1.0
New cars <sup>5</sup> .....		0.4		1.00	S-Jun.2020	0.1
New trucks <sup>5, 12</sup> .....		1.1		0.94	S-Sep.2020	1.0
Used cars and trucks.....	2.544	-1.3	-0.035	0.12	L-Oct.2022	2.0
Motor vehicle parts and equipment.....	0.467	-1.2	-0.006	1.28	L-Oct.2023	-1.0
Tires.....	0.316	-1.1	-0.004	1.35	L-Oct.2023	-0.6
Vehicle accessories other than tires <sup>4</sup> .....	0.151	-1.4	-0.002	2.38	S-Oct.2023	-1.7
Vehicle parts and equipment other than tires <sup>5</sup> .....		-0.8		2.81	S-Oct.2023	-1.3
Motor oil, coolant, and fluids <sup>5</sup> .....		-3.3		2.06	L-Sep.2023	-0.3
Medical care commodities.....	1.475	4.7	0.069	0.62	S-Oct.2023	4.7
Medicinal drugs <sup>10</sup> .....	1.361	4.8	0.064	0.64	S-Oct.2023	4.6
Prescription drugs.....	0.947	3.3	0.031	0.64	S-Oct.2023	3.1
Nonprescription drugs <sup>10</sup> .....	0.414	8.3	0.033	1.49	L-Sep.2023	8.4
Medical equipment and supplies <sup>10</sup> .....	0.114	4.1	0.005	1.66	S-Apr.2022	3.9
Recreation commodities <sup>10</sup> .....	2.202	-1.2	-0.028	0.62	S-Oct.2020	-1.3
Video and audio products <sup>10</sup> .....	0.262	-6.5	-0.018	1.07	S-Feb.2023	-6.9
Televisions.....	0.125	-10.3	-0.015	1.13	S-Sep.2023	-10.3
Other video equipment <sup>4</sup> .....	0.015	-2.8	0.000	2.94	L-Jul.2023	-0.6
Audio equipment.....	0.053	-6.4	-0.004	2.97	S-Oct.2021	-7.3
Recorded music and music subscriptions <sup>4</sup> .....	0.059	0.2	0.000	1.26	S-Sep.2022	-1.2
Pets and pet products.....	0.663	3.1	0.020	1.06	L-Oct.2023	3.5
Pet food <sup>4, 5</sup> .....		5.1		1.44	S-Feb.2022	3.7
Purchase of pets, pet supplies, accessories <sup>4, 5</sup> .....		0.1		1.87	L-Sep.2023	0.1
Sporting goods.....	0.728	-2.5	-0.019	1.29	S-May 2017	-3.2

See footnotes at end of table.

**Table 7. Consumer Price Index for All Urban Consumers (CPI-U): U.S. city average, by expenditure category, December 2023, 12-month analysis table — Continued**  
 [1982-84=100, unless otherwise noted]

Expenditure category	Relative importance Nov. 2023	Twelve Month				
		Unadjusted percent change Dec. 2022-Dec. 2023	Unadjusted effect on All Items Dec. 2022-Dec. 2023 <sup>1</sup>	Standard error, median price change <sup>2</sup>	Largest (L) or Smallest (S) unadjusted change since: <sup>3</sup>	
					Date	Percent change
Sports vehicles including bicycles.....	0.419	-2.6	-0.011	2.06	S-Aug.2016	-3.1
Sports equipment.....	0.301	-2.4	-0.008	1.60	S-Oct.2023	-2.5
Photographic equipment and supplies.....	0.022	6.4	0.001	3.12	S-Sep.2023	-0.9
Photographic equipment <sup>4, 5</sup> .....		6.4		4.24	S-Sep.2023	-1.8
Recreational reading materials.....	0.111	0.4	0.000	1.71	S-Oct.2023	0.2
Newspapers and magazines <sup>4</sup> .....	0.060	1.6	0.001	2.69	L-May 2023	4.6
Recreational books <sup>4</sup> .....	0.051	-1.1	-0.001	2.26	S-Aug.2023	-1.8
Other recreational goods <sup>4</sup> .....	0.416	-2.8	-0.012	1.45	S-Feb.2021	-2.8
Toys.....	0.328	-4.5	-0.016	1.66	S-Oct.2020	-4.8
Toys, games, hobbies and playground equipment <sup>4, 5</sup> .....		-4.5		2.97	S-Aug.2020	-4.8
Sewing machines, fabric and supplies <sup>4</sup> .....	0.024	10.6	0.003	3.77	S-Oct.2023	5.0
Music instruments and accessories <sup>4</sup> .....	0.052	3.9	0.002	1.91	S-Jan.2023	3.6
Education and communication commodities <sup>10</sup> .....	0.838	-7.2	-0.067	1.55	L-Oct.2023	-7.1
Educational books and supplies.....	0.091	-3.6	-0.004	2.75	L-Oct.2023	-3.2
College textbooks <sup>5, 13</sup> .....		-4.9		2.11	L-Oct.2023	-4.7
Information technology commodities <sup>10</sup> .....	0.747	-7.6	-0.064	1.94	L-Oct.2023	-7.6
Computers, peripherals, and smart home assistants <sup>6</sup> .....	0.351	-3.6	-0.013	3.10	L-Oct.2022	-3.1
Computer software and accessories <sup>4</sup> .....	0.021	-9.9	-0.002	3.17	S-Aug.2023	-10.2
Telephone hardware, calculators, and other consumer information items <sup>4</sup> .....	0.375	-10.9	-0.048	2.23	L-Oct.2023	-8.7
Smartphones <sup>5, 14</sup> .....		-14.4		3.27	S-Sep.2023	-15.4
Alcoholic beverages.....	0.837	2.5	0.021	0.56	S-Dec.2021	2.3
Alcoholic beverages at home.....	0.502	1.2	0.006	0.65	S-Dec.2021	1.2
Beer, ale, and other malt beverages at home.....	0.194	1.9	0.004	0.85	S-Jan.2022	1.8
Distilled spirits at home.....	0.086	0.8	0.001	0.64	S-Oct.2022	0.5
Whiskey at home <sup>5</sup> .....		1.1		1.47	S-May 2023	1.1
Distilled spirits, excluding whiskey, at home <sup>5</sup> .....		0.7		1.03	L-Oct.2023	1.2
Wine at home.....	0.223	0.7	0.002	1.04	L-Oct.2023	1.1
Alcoholic beverages away from home.....	0.335	4.6	0.015	1.01	S-Feb.2022	4.5
Beer, ale, and other malt beverages away from home <sup>4, 5</sup> .....		4.8		1.15	S-Jul.2023	4.5
Wine away from home <sup>4, 5</sup> .....		4.5		1.11	S-Feb.2022	4.1
Distilled spirits away from home <sup>4, 5</sup> .....		5.2		1.24	S-Mar.2023	5.1
Other goods <sup>10</sup> .....	1.263	4.6	0.057	0.49	S-Jan.2022	4.3
Tobacco and smoking products.....	0.515	7.8	0.038	0.73	L-Sep.2022	8.2
Cigarettes <sup>4</sup> .....	0.428	7.8	0.032	0.72	S-Oct.2023	7.6
Tobacco products other than cigarettes <sup>4</sup> .....	0.080	7.8	0.006	1.50	L-May 2010	8.0
Personal care products.....	0.605	3.3	0.019	0.66	S-May 2022	2.8
Hair, dental, shaving, and miscellaneous personal care products <sup>4</sup> .....	0.320	5.1	0.016	0.81	S-May 2022	4.4
Cosmetics, perfume, bath, nail preparations and implements.....	0.273	1.2	0.003	0.99	S-May 2022	1.0
Miscellaneous personal goods <sup>4</sup> .....	0.143	-0.9	-0.001	2.04	S-Jun.2021	-1.9
Stationery, stationery supplies, gift wrap <sup>5</sup> .....		-0.1		3.36	S-May 2021	-1.2
Services less energy services.....	59.055	5.3	3.089	0.16	S-May 2022	5.2
Shelter.....	35.170	6.2	2.117	0.23	S-Aug.2022	6.2
Rent of shelter <sup>15</sup> .....	34.795	6.2	2.103	0.24	S-Jul.2022	5.8
Rent of primary residence.....	7.714	6.5	0.487	0.21	S-Jul.2022	6.3
Lodging away from home <sup>4</sup> .....	1.063	0.2	0.002	2.31	S-Mar.2021	-6.4
Housing at school, excluding board <sup>15</sup> .....	0.163	3.9	0.006	0.31	L-Sep.2023	3.9
Other lodging away from home including hotels and motels.....	0.900	-0.5	-0.004	2.63	S-Mar.2021	-7.6
Owners' equivalent rent of residences <sup>15</sup> .....	26.018	6.3	1.614	0.24	S-Aug.2022	6.3

See footnotes at end of table.

**Table 7. Consumer Price Index for All Urban Consumers (CPI-U): U.S. city average, by expenditure category, December 2023, 12-month analysis table — Continued**  
 [1982-84=100, unless otherwise noted]

Expenditure category	Relative importance Nov. 2023	Twelve Month				
		Unadjusted percent change Dec. 2022- Dec. 2023	Unadjusted effect on All Items Dec. 2022- Dec. 2023 <sup>1</sup>	Standard error, median price change <sup>2</sup>	Largest (L) or Smallest (S) unadjusted change since: <sup>3</sup>	
					Date	Percent change
Owners' equivalent rent of primary residence <sup>15</sup> . . .	24.598	6.3	1.525	0.24	S-Aug.2022	6.3
Tenants' and household insurance <sup>4</sup> .....	0.375	3.6	0.013	0.68	L-Apr.2015	4.5
Water and sewer and trash collection services <sup>4</sup> .....	1.073	5.2	0.055	0.37	S-Sep.2023	5.2
Water and sewerage maintenance.....	0.765	4.7	0.035	0.44	S-Sep.2023	4.6
Garbage and trash collection <sup>12</sup> .....	0.308	6.5	0.020	0.80	S-Oct.2023	6.5
Household operations <sup>4</sup> .....						
Domestic services <sup>4</sup> .....						
Gardening and lawncare services <sup>4</sup> .....						
Moving, storage, freight expense <sup>4</sup> .....	0.101	-3.4	-0.004	3.46	S-Oct.2023	-3.8
Repair of household items <sup>4</sup> .....						
Medical care services.....	6.374	-0.5	-0.032	0.39	L-May 2023	-0.1
Professional services.....	3.529	1.4	0.049	0.52	L-Aug.2023	1.9
Physicians' services.....	1.777	-0.6	-0.012	0.85	L-Sep.2023	-0.2
Dental services.....	0.925	5.0	0.046	1.14	L-Aug.2023	5.3
Eyeglasses and eye care <sup>8</sup> .....	0.312	2.4	0.007	0.94	S-Oct.2023	0.7
Services by other medical professionals <sup>8</sup> .....	0.514	1.4	0.008	2.53	L-Dec.2022	2.1
Hospital and related services.....	2.308	5.6	0.127	0.49	S-Oct.2023	5.6
Hospital services <sup>16</sup> .....	1.968	5.5	0.108	0.52	S-Sep.2023	4.5
Inpatient hospital services <sup>5, 16</sup> .....		4.9		1.01	S-Sep.2023	3.8
Outpatient hospital services <sup>5, 8</sup> .....		6.7		0.87	S-Sep.2023	6.1
Nursing homes and adult day services <sup>16</sup> .....	0.189	4.9	0.009	0.63	S-Sep.2023	4.8
Care of invalids and elderly at home <sup>7</sup> .....	0.151	6.7	0.010	1.24	L-Oct.2023	6.9
Health insurance <sup>7</sup> .....	0.537	-27.1	-0.208	0.40	L-Jun.2023	-24.9
Transportation services.....	6.127	9.7	0.556	0.68	S-Oct.2023	9.2
Leased cars and trucks <sup>13</sup> .....						
Car and truck rental <sup>4</sup> .....	0.113	-12.1	-0.015	2.36	S-Jun.2023	-12.4
Motor vehicle maintenance and repair.....	1.145	7.1	0.078	0.90	S-May 2022	6.1
Motor vehicle body work.....	0.057	4.1	0.002	1.25	L-Sep.2023	5.9
Motor vehicle maintenance and servicing.....	0.587	5.0	0.029	1.22	S-May 2022	4.8
Motor vehicle repair <sup>4</sup> .....	0.442	10.3	0.043	1.70	S-Jul.2022	8.7
Motor vehicle insurance.....	2.874	20.3	0.509	1.06	L-Dec.1976	22.4
Motor vehicle fees <sup>4</sup> .....	0.488	2.7	0.013	0.71	L-Oct.2023	2.9
State motor vehicle registration and license fees <sup>4</sup> .....	0.274	2.2	0.006	0.62	L-Jul.2023	2.4
Parking and other fees <sup>4</sup> .....	0.193	3.3	0.007	1.03	L-Oct.2023	4.4
Parking fees and tolls <sup>4, 5</sup> .....		3.9		1.37	S-Aug.2023	3.3
Public transportation.....	0.736	-6.9	-0.055	1.43	L-Apr.2023	0.3
Airline fares.....	0.543	-9.4	-0.055	2.20	L-Apr.2023	-0.9
Other intercity transportation.....	0.047	-3.0	-0.001	1.61	S-Jun.2022	-4.3
Ship fare <sup>4, 5</sup> .....		6.2		2.38	S-May 2023	2.6
Intracity transportation.....	0.142	1.5	0.002	1.93	S-Aug.2023	-0.2
Intracity mass transit <sup>5, 10</sup> .....		2.5		0.54	S-Sep.2023	2.3
Recreation services <sup>10</sup> .....	3.125	5.6	0.175	0.48	L-Oct.2023	5.7
Video and audio services <sup>10</sup> .....	0.994	5.3	0.052	0.65	L-Sep.2023	6.3
Cable, satellite, and live streaming television service <sup>12</sup> .....	0.878	5.6	0.048	0.60	L-Sep.2023	6.6
Purchase, subscription, and rental of video <sup>4</sup> .....	0.116	3.1	0.004	4.14	L-Oct.2023	3.1
Video discs and other media <sup>4, 5</sup> .....		9.6		5.83	L-Feb.2023	11.2
Subscription and rental of video and video games <sup>4, 5</sup> .....		2.0		1.58	S-Jan.2022	1.3
Pet services including veterinary <sup>4</sup> .....	0.552	7.6	0.041	0.97	L-Aug.2023	8.5
Pet services <sup>4, 5</sup> .....		0.7		1.28	S-Apr.2018	0.7
Veterinarian services <sup>4, 5</sup> .....		10.8		1.62	L-Jun.2023	11.4
Photographers and photo processing <sup>4</sup> .....	0.039	6.2	0.002	2.07	L-Oct.2023	6.3

See footnotes at end of table.

**Table 7. Consumer Price Index for All Urban Consumers (CPI-U): U.S. city average, by expenditure category, December 2023, 12-month analysis table — Continued**  
 [1982-84=100, unless otherwise noted]

Expenditure category	Relative importance Nov. 2023	Twelve Month				
		Unadjusted percent change Dec. 2022- Dec. 2023	Unadjusted effect on All Items Dec. 2022- Dec. 2023 <sup>1</sup>	Standard error, median price change <sup>2</sup>	Largest (L) or Smallest (S) unadjusted change since: <sup>3</sup>	
					Date	Percent change
Other recreation services <sup>4</sup> .....	1.537	5.2	0.080	0.79	L-Oct.2023	5.6
Club membership for shopping clubs, fraternal, or other organizations, or participant sports fees <sup>4</sup> .....	0.663	2.9	0.019	0.64	L-Sep.2023	4.0
Admissions.....	0.453	8.4	0.037	1.82	L-Oct.2023	10.9
Admission to movies, theaters, and concerts <sup>4, 5</sup> .....		5.7		1.37	L-Jun.2023	6.2
Admission to sporting events <sup>4, 5</sup> .....		14.9		7.63	S-Aug.2023	7.2
Fees for lessons or instructions <sup>8</sup> .....	0.187	6.6	0.012	1.10	S-Sep.2023	6.4
Education and communication services <sup>10</sup> .....	4.805	1.3	0.063	0.18	S-Oct.2022	1.3
Tuition, other school fees, and childcare.....	2.157	2.7	0.058	0.28	—	—
College tuition and fees.....	1.171	1.2	0.015	0.41	S-Aug.2021	0.8
Elementary and high school tuition and fees.....	0.312	4.9	0.015	0.34	—	—
Day care and preschool <sup>11</sup> .....	0.574	4.5	0.026	0.54	—	—
Technical and business school tuition and fees <sup>4</sup> .....	0.026	2.0	0.001	1.19	S-Oct.2023	1.8
Postage and delivery services <sup>4</sup> .....	0.072	0.7	0.000	0.66	S-Jan.2017	0.2
Postage.....	0.061	-0.1	0.000	0.70	—	—
Delivery services <sup>4</sup> .....	0.011	5.1	0.001	1.53	S-Sep.2023	4.2
Telephone services <sup>4</sup> .....	1.598	-1.9	-0.031	0.17	S-Mar.2019	-1.9
Wireless telephone services <sup>4</sup> .....	1.356	-3.0	-0.043	0.17	S-Jul.2019	-3.0
Residential telephone services <sup>10</sup> .....	0.243	4.8	0.012	0.91	L-Oct.2023	5.5
Internet services and electronic information providers <sup>4</sup> .....	0.971	3.7	0.036	0.58	—	—
Other personal services <sup>10</sup> .....	1.474	6.4	0.092	0.51	L-Oct.2023	6.7
Personal care services.....	0.608	3.7	0.023	0.87	S-May 2020	3.5
Haircuts and other personal care services <sup>4</sup> .....	0.608	3.7	0.023	0.87	S-May 2020	3.5
Miscellaneous personal services.....	0.866	8.3	0.069	0.55	L-Sep.2023	8.3
Legal services <sup>9</sup> .....						
Funeral expenses <sup>9</sup> .....	0.170	4.7	0.008	0.46	S-Oct.2023	4.7
Laundry and dry cleaning services <sup>4</sup> .....	0.144	5.2	0.007	1.28	—	—
Apparel services other than laundry and dry cleaning <sup>4</sup> .....	0.027	4.8	0.001	1.84	S-Nov.2021	2.7
Financial services <sup>9</sup> .....	0.183	8.4	0.015	1.18	L-Jul.2023	9.3
Checking account and other bank services <sup>4, 5</sup> .....		4.5		1.96	L-Feb.2022	10.0
Tax return preparation and other accounting fees <sup>4, 5</sup> .....						
<b>Special aggregate indexes</b>						
All items less food.....	86.576	3.5	2.986	0.14	L-Sep.2023	3.7
All items less shelter.....	64.830	1.9	1.235	0.13	L-Sep.2023	2.0
All items less food and shelter.....	51.406	1.7	0.869	0.15	L-Apr.2023	2.3
All items less food, shelter, and energy.....	44.666	2.2	1.009	0.15	L-Aug.2023	2.2
All items less food, shelter, energy, and used cars and trucks.....	42.122	2.5	1.044	0.16	S-Mar.2021	1.2
All items less medical care.....	92.151	3.6	3.316	0.13	L-Oct.2023	3.6
All items less energy.....	93.259	3.8	3.492	0.12	S-May 2021	3.5
Commodities.....	37.678	0.8	0.302	0.14	L-Sep.2023	1.4
Commodities less food, energy, and used cars and trucks.....	18.237	0.4	0.072	0.26	S-Feb.2021	0.2
Commodities less food.....	24.254	-0.3	-0.064	0.19	L-Sep.2023	0.2
Commodities less food and beverages.....	23.417	-0.4	-0.086	0.20	L-Sep.2023	0.1
Services.....	62.322	5.0	3.051	0.18	S-Feb.2022	4.8
Services less rent of shelter <sup>15</sup> .....	27.528	3.4	0.947	0.21	S-Oct.2023	3.0
Services less medical care services.....	55.948	5.6	3.083	0.19	S-Apr.2022	5.6
Durables.....	12.121	-1.2	-0.157	0.30	L-Jun.2023	-0.8

See footnotes at end of table.

**Table 7. Consumer Price Index for All Urban Consumers (CPI-U): U.S. city average, by expenditure category, December 2023, 12-month analysis table — Continued**  
 [1982-84=100, unless otherwise noted]

Expenditure category	Relative importance Nov. 2023	Twelve Month				
		Unadjusted percent change Dec. 2022- Dec. 2023	Unadjusted effect on All Items Dec. 2022- Dec. 2023 <sup>1</sup>	Standard error, median price change <sup>2</sup>	Largest (L) or Smallest (S) unadjusted change since: <sup>3</sup>	
					Date	Percent change
Nondurables.....	25.557	1.8	0.459	0.16	L-Sep.2023	3.2
Nondurables less food.....	12.133	0.8	0.093	0.26	L-Sep.2023	2.7
Nondurables less food and beverages.....	11.296	0.6	0.071	0.28	L-Sep.2023	2.6
Nondurables less food, beverages, and apparel.....	8.832	0.5	0.047	0.32	L-Sep.2023	2.6
Nondurables less food and apparel.....	9.669	0.7	0.069	0.28	L-Sep.2023	2.8
Housing.....	44.837	4.8	2.130	0.22	S-Nov.2021	4.8
Education and communication <sup>4</sup> .....	5.643	-0.1	-0.005	0.28	-	-
Education <sup>4</sup> .....	2.248	2.4	0.054	0.29	-	-
Communication <sup>4</sup> .....	3.395	-1.7	-0.059	0.41	-	-
Information and information processing <sup>4</sup> .....	3.323	-1.7	-0.059	0.41	-	-
Information technology, hardware and services <sup>17</sup> .....	1.725	-1.6	-0.028	0.81	L-Oct.2023	-1.0
Recreation <sup>4</sup> .....	5.327	2.7	0.147	0.38	L-Oct.2023	3.2
Video and audio <sup>4</sup> .....	1.256	2.7	0.034	0.59	L-Oct.2023	3.1
Pets, pet products and services <sup>4</sup> .....	1.216	5.1	0.061	0.70	L-Oct.2023	5.2
Photography <sup>4</sup> .....	0.063	6.3	0.004	1.76	S-Sep.2023	3.7
Food and beverages.....	14.261	2.7	0.387	0.19	S-Jun.2021	2.4
Domestically produced farm food.....	7.156	1.2	0.090	0.30	S-Jun.2021	0.9
Other services.....	9.404	3.5	0.329	0.20	L-Oct.2023	4.1
Apparel less footwear.....	1.963	1.0	0.020	1.00	S-Mar.2021	-3.2
Fuels and utilities.....	4.531	-0.2	-0.009	0.62	S-Oct.2023	-1.3
Household energy.....	3.457	-1.7	-0.064	0.80	S-Oct.2023	-3.2
Medical care.....	7.849	0.5	0.037	0.34	L-May 2023	0.7
Transportation.....	16.883	2.9	0.483	0.30	L-Jan.2023	3.8
Private transportation.....	16.147	3.4	0.537	0.29	L-Nov.2022	7.1
New and used motor vehicles <sup>4</sup> .....	7.889	0.2	0.019	0.35	L-May 2023	1.4
Utilities and public transportation.....	7.554	-0.3	-0.021	0.41	S-Oct.2023	-0.5
Household furnishings and operations.....	5.136	0.4	0.023	0.49	S-Jun.2018	0.3
Other goods and services.....	2.737	5.5	0.148	0.33	S-Mar.2022	5.5
Personal care.....	2.222	5.0	0.110	0.36	S-Jan.2022	4.3

<sup>1</sup> The 'effect' of an item category is a measure of that item's contribution to the All items price change. For example, if the Food index had an effect of 0.40, and the All items index rose 1.2 percent, then the increase in food prices contributed 0.40 / 1.2, or 33.3 percent, to that All items increase. Said another way, had food prices been unchanged for that year the change in the All items index would have been 1.2 percent minus 0.40, or 0.8 percent. Effects can be negative as well. For example, if the effect of food was a negative 0.1, and the All items index rose 0.5 percent, the All items index actually would have been 0.1 percent higher (or 0.6 percent) had food prices been unchanged. Since food prices fell while prices overall were rising, the contribution of food to the All items price change was negative (in this case, -0.1 / 0.5, or minus 20 percent).

<sup>2</sup> A statistic's margin of error is often expressed as its point estimate plus or minus two standard errors. For example, if a CPI category rose 2.6 percent, and its standard error was 0.25 percent, the margin of error on this item's 12-month percent change would be 2.6 percent, plus or minus 0.5 percent.

<sup>3</sup> If the current 12-month percent change is greater than the previous published 12-month percent change, then this column identifies the closest prior month with a 12-month percent change as (L)arge as or (L)arger than the current 12-month change. If the current 12-month percent change is smaller than the previous published 12-month percent change, the most recent month with a change as (S)mall or (S)maller than the current month change is identified. If the current and previous published 12-month percent changes are equal, a dash will appear. Standard numerical comparison is used. For example, 2.0% is greater than 0.6%, -4.4% is less than -2.0%, and -2.0% is less than 0.0%. Note that a (L)arger change can be a smaller decline, for example, a -0.2% change is larger than a -0.4% change, but still represents a decline in the price index. Likewise, (S)maller changes can be increases, for example, a 0.6% change is smaller than 0.8%, but still represents an increase in the price index. In this context, a -0.2% change is considered to be smaller than a 0.0% change.

<sup>4</sup> Indexes on a December 1997=100 base.

<sup>5</sup> Special indexes based on a substantially smaller sample. These series do not contribute to the all items index aggregation and therefore do not have a relative importance or effect.

<sup>6</sup> Indexes on a December 2007=100 base.

<sup>7</sup> Indexes on a December 2005=100 base.

<sup>8</sup> Indexes on a December 1986=100 base.

<sup>9</sup> Indexes on a December 1993=100 base.

<sup>10</sup> Indexes on a December 2009=100 base.

<sup>11</sup> Indexes on a December 1990=100 base.

<sup>12</sup> Indexes on a December 1983=100 base.

<sup>13</sup> Indexes on a December 2001=100 base.

<sup>14</sup> Indexes on a December 2019=100 base.

<sup>15</sup> Indexes on a December 1982=100 base.

<sup>16</sup> Indexes on a December 1996=100 base.

<sup>17</sup> Indexes on a December 1988=100 base.



# DISTRICT 300

## COMMUNITY UNIT SCHOOL DISTRICT NO. 300 BOARD of EDUCATION MEMO

**DATE:** July 16, 2024

**TO:** Dr. Martina Smith, Superintendent  
Board of Education

**FROM:** John Hummel,  
Chief Technology Officer

<b>Presented at the following Board Meetings</b>	
<b>Board Operations Committee</b>	7/16/2024
<b>Policy/Legislative</b>	
<b>School Utilization</b>	
<b>BOE 1<sup>st</sup> Reading</b>	7/23/2024
<b>BOE 2<sup>nd</sup> Reading</b>	7/23/2024

**SUBJECT:** Technology Services Contract (Renewals)

### Background

#### VMware/Broadcom

This is a 1 Year renewal for VMWare’s vSphear+, vSAN+, and VCF+ vSphere+, vSAN+, and VMware Cloud Foundation together provide a comprehensive solution for building and managing a modern, software-defined data center. They integrate compute virtualization, storage virtualization, network virtualization, cloud management, and modern application support into a unified platform, enabling organizations to achieve agility, scalability, performance, and operational consistency across their IT infrastructure.

### Administrative Recommendation

We recommend that the VMware/Broadcom service be renewed for the district.

### Fiscal Impact

\$38,860.80 for a 1-year contract of VMware/Broadcom, to be funded by the Technology Department budget.

### Background

#### Hapara

Hāpara is an educational platform designed to enhance teacher-student interactions and streamline classroom management. It offers various tools such as the Teacher Dashboard, which allows teachers to see and manage student work in Google Classroom and Google Drive, and Hāpara Highlights, which provides real-time monitoring of students' online activities, allowing for creating and managing student groups.

### Administrative Recommendation

We are looking to renew for an additional two years.

### Fiscal Impact

\$163,400.00 for a 2-year renewal to be funded by the Technology Department budget.

## **Background**

### **Incident IQ**

Incident IQ is a comprehensive IT service management platform specifically designed for K-12 schools, i.e., our Help Desk ticketing system. It streamlines IT support processes by offering tools for ticketing, asset management, and technology workflows. The platform enables us to manage and resolve technical issues efficiently. By providing a centralized system for IT support, Incident IQ helps D300 improve our technology infrastructure, enhance user support, and ensure smoother operations.

### **Administrative Recommendation**

We recommend renewing for another school year.

### **Fiscal Impact**

\$47,941.77 for a one-year renewal to be funded by the Technology Department budget.

## **Background**

### **Schoolytics**

Schoolytics allows us to connect data components from multiple sources into one usable resource for students, teachers, staff, parents, and administrators. During the 2023-2024 school year, the DMGroup completed an extensive review of the Special Education programming in District 300. Some of the recommendations included revising the MTSS processes and procedures. Adding the MTSS module to the existing Schoolytics platform will allow us to meet the recommendation goals.

### **Administrative Recommendation**

The Board of Education approved the three-year contract for Schoolytics during the 2023-2024 school year. We recommend that the Board approve the addition of the MTSS module for Schoolytics.

### **Fiscal Impact**

The yearly cost of the Schoolytics platform with the MTSS module is \$140,000, and the Data and Assessment budget will fund it.



Thank you for choosing CDW. We have received your quote.

Hardware    Software    Services    IT Solutions    Brands    Research Hub

# QUOTE CONFIRMATION

**JULIA GESKE,**

Thank you for considering CDW•G for your technology needs. The details of your quote are below. **If you are an eProcurement or single sign on customer, please log into your system to access the CDW site.** You can search for your quote to retrieve and transfer back into your system for processing.

For all other customers, click below to convert your quote to an order.


**Convert Quote to Order**

QUOTE #	QUOTE DATE	QUOTE REFERENCE	CUSTOMER #	GRAND TOTAL
NZFH709	7/3/2024	VSPHERE FNDTN 8 LICS	1330924	<b>\$38,860.80</b>

QUOTE DETAILS				
ITEM	QTY	CDW#	UNIT PRICE	EXT. PRICE
<a href="#">VMW FNDTN 8 LIC</a>	352	7941253	\$110.40	\$38,860.80
Mfg. Part#: VCF-VSP-FND-8				
Electronic distribution - NO MEDIA				
Contract: Illinois ILTPP AEPA-022G (022-G)				

<b>SUBTOTAL</b>	\$38,860.80
<b>SHIPPING</b>	\$0.00
<b>SALES TAX</b>	\$0.00
<b>GRAND TOTAL</b>	<b>\$38,860.80</b>

PURCHASER BILLING INFO	DELIVER TO
<b>Billing Address:</b> COMMUNITY UNIT SCHOOL DIST NO. 300 ACCTS PAYABLE 2550 HARNISH DR ALGONQUIN, IL 60102-6870 <b>Phone:</b> (847) 426-1300 <b>Payment Terms:</b> NET 30-VERBAL	<b>Shipping Address:</b> COMMUNITY UNIT SCHOOL DIST NO. 300 JULIA GESKE 2605 BUNKER HILL DR ALGONQUIN, IL 60102-9780 <b>Phone:</b> (847) 551-8301 <b>Shipping Method:</b> ELECTRONIC DISTRIBUTION
	<b>Please remit payments to:</b>  CDW Government 75 Remittance Drive Suite 1515 Chicago, IL 60675-1515



### Sales Contact Info

**Sean Dillon** | (866) 723-3622 | [seandil@cdw.com](mailto:seandil@cdw.com)

Need Help?



My Account



Support



Call 800.800.4239

### VMware Terms and Conditions

Your use of the VMware by Broadcom offerings identified within this order are subject to (a) the standard end user agreement at <https://www.vmware.com/agreements.html>, (b) the Specific Program Documentation (the 'SPD'), and/or SaaS Listing applicable to the VMware by Broadcom offerings and Maintenance located at <https://www.broadcom.com/licensing> and (c) the additional terms within this order (collectively, the 'End User Terms'). Any terms that may appear on your purchase order that vary from or purport to add to the End User Terms (including, without limitation, pre-printed terms) are deemed not appended, inapplicable and void.

### Apple Terms and Conditions

Customer's use of iCloud, the Products or either of their incumbent software or functionality is subject to compliance with all end user licenses agreements ("EULAs"), Product terms and conditions, and iCloud terms and conditions (available at [www.apple.com/legal/internet-services/icloud/en/terms.html](http://www.apple.com/legal/internet-services/icloud/en/terms.html)) and any other terms and conditions provided by Apple. Customer shall not use the Products, iCloud Storage APIs and iCloud service, or any component or function thereof, (i) to create, receive, maintain, or transmit protected health information (as defined at 45 C.F.R § 160.103); or (ii) in any manner that would make Apple or any other third-party distributor, supplier, or provider of those technologies a business associate, as defined under the Health Insurance Portability and Accountability Act of 1996 ("HIPAA") at 45 C.F.R. § 160.103, of the Reseller or any third party. If Customer is purchasing AppleCare, Customer agrees to the following terms and conditions: (i) Service Plan Terms and Conditions. Customer agrees to the Service Plan Terms and Conditions available at [www.apple.com/legal/sales-support/applecare/os-reseller-support/](http://www.apple.com/legal/sales-support/applecare/os-reseller-support/); (ii) Customer Responsibilities. Customer must be actively enrolled in AppleCare for Enterprise in order to purchase a Support Incident and receive Support Services thereunder. Customer will cooperate with Reseller when seeking Support Services by providing information necessary to assist Reseller in diagnosing an issue. Customer is responsible for any and all restoration or reconstruction of lost or altered files, data or programs. Customer will maintain and implement a complete data backup and disaster recovery plan. Customer is solely responsible for any and all security of confidential, proprietary or classified information of Customer and any third parties whose data Customer possesses or processes. Customer will not disclose to Reseller confidential, proprietary or any information that is subject to intellectual property rights that may expose Reseller to liability; and (iii) Data Protection. Customer agrees and understands that it is necessary for Reseller to collect, process and use Customer data in order to perform the service and support obligations under the Support Incident. This may include transferring Customer data to affiliated companies, service providers, and/or Apple.

[About Us](#) | [Privacy Policy](#) | [Terms and Conditions](#)

This order is subject to CDW's Terms and Conditions of Sales and Service Projects at

<http://www.cdw.com/content/terms-conditions/product-sales.aspx>

For more information, contact a CDW account manager.

© 2024 CDW•G LLC, 200 N. Milwaukee Avenue, Vernon Hills, IL 60061 | 800.808.4239



Hapara, a business unit of Cordance Operations LLC

# QUOTE

Community Unit School District 300

**Attention To:**

John Hummel

2550 Harnish Drive  
Algonquin, IL 60110  
United States

**Issued by:**

Beth Still

beth.still@hapara.com

16W Martin Street  
Raleigh, NC 27601  
United States

**Quote Date**

4/24/2024

**Quote Number**

00022134

Description	Quantity	Sales Price	Total Price
Recurring access to the Monitoring module which provides oversight into a student's online activity			
Order for Community Unit School District 300	19,000.00	USD 8.60	USD 163,400.00
Your subscription runs from June 30, 2024 to June 29, 2026.			
<b>Total Price</b>			<b>USD 163,400.00</b>

Due Date 6/30/2024

Thank you so much for letting us provide you with a quote for our services. The quote is valid for 60 days from the date of the quote ("Quote Date" above).

Please note that this quote does not include any applicable sales tax.

If you have any questions regarding pricing, please feel free to contact the sales representative who issued the email (the email is at the top of the quote).

Your purchase of our services is governed by and subject to the Terms of Service found by clicking [here](#).

Please email this Quote with your signature and your Purchase Order to your Hapara representative.

Agreed and accepted on behalf of the above-named customer:

By: \_\_\_\_\_, Authorized Signatory

Name: \_\_\_\_\_

Date: \_\_\_\_\_

Contact Details Please email Purchase Order to [beth.still@hapara.com](mailto:beth.still@hapara.com)

# HĀPARA

## TERMS OF SERVICE

These Terms of Service (“**Terms**”) constitute a legal agreement between the person or organization agreeing to these Terms (“**Customer**” or “**you**”) and Hapara, a business unit of Cordance Operations LLC (the “**Company**,” “**us**” or “**we**”). By signing an Order, accepting these Terms, or using the Services, you represent that you have the authority to bind the Customer to the Order, these Terms, and any applicable schedules, exhibits, or appendices incorporated or referenced herein.

### 1. DEFINITIONS

- 1.1. “**Affiliate**” of a party means an entity which, directly or indirectly is controlled by, controls or is under common control with that party where “control” of the party or other entity is the possession of the power to direct or cause the direction of the management and policies of the party or other entity, whether by voting, contract or otherwise.
- 1.2. “**Agreement**” means the Order, these terms and conditions including all referenced schedules, exhibits, or appendices hereto, and any mutually executed agreements incorporated herein by reference. No provisions of either party’s pre-printed purchase orders, acknowledgements, or click-through terms may modify this Agreement, and such other or additional terms or conditions are void and of no effect.
- 1.3. “**Customer Content**” means content, data, and information, including text, graphics, videos, or other material, submitted, uploaded, imported, or otherwise provided to or through the Services by Customer or by a third party on behalf of or for the benefit of Customer, including, but not limited to Customer’s customers, prospective customers, students and other Users of the Services including teachers and students, and expressly excludes Personal Data.
- 1.4. “**Documentation**” means Company’s then-current generally available documentation, specifications, and user manuals for the Services which are available upon login to the Services, as well as any documentation included in or attached to this Agreement, or such other Services-related documents provided by Company to Customer.
- 1.5. “**Order**” has the meaning assigned in Section 3.1.
- 1.6. “**Overages**” means any additional seats using the Services above the number for which you pay, which we may invoice you for, and you will pay.
- 1.7. “**Personal Data**” means any information relating to an identified or identifiable natural person where an identifiable natural person is one who can be identified, directly or indirectly by reference to an identifier such as name, an identification number, location data, an online identifier or to one or more factors specific to their physical, physiological, mental, economic, cultural or social identity of that natural person.
- 1.8. “**Reseller**” means an agent authorized by us to offer and resell Services to Customer.

- 1.9. **“Service Configuration Data”** means any configuration data, files, text, and any other information that is required to configure and operate the Services, excluding Student Data.
- 1.10. **“Student”** means a student enrolled by the Customer and designated by the Customer to be included in the Services.
- 1.11. **“Student Data”** means the Student content and related metadata, and Student personally identifiable information.
- 1.12. **“Subscriber Domain Names”** mean the Cloud Apps for Education domain names owned or controlled by Subscriber, which will be used in connection with the Services and specified in the Order Page.
- 1.13. **“User”** means an individual employee, consultant, contractor, student, agent of Customer who has been authorized by Customer to use the Services on behalf of Customer and/or its Affiliates.

## 2. **ACCESS AND USE OF THE SERVICES.**

- 2.1. **Our Provision of the Services.** We will make our software-as-a-service offerings available to you pursuant to the terms of the Agreement, and the Documentation (the “Services”). We will use commercially reasonable efforts to make the Services available 24x7. You acknowledge that your use of the Services requires third-party hardware, software, internet and/or telecommunications access (which may involve extra charges) which are solely your responsibility, and that your ability to access and use the Services may be affected by your choices and the performance of these products and services.
- 2.2. **Changes to Services.** We reserve the right to enhance, upgrade, improve, modify or discontinue features of our Services as we deem appropriate and in our discretion. We will not materially reduce the core functionality or discontinue any Services unless we provide you with prior written notice. We may offer additional functionality to our standard Services or premium feature improvements for an additional cost. You agree to use commercially reasonable efforts to utilize our most current version/release of the Software.
- 2.3. **Your Registration for the Services.** Your Users may be required to provide information about themselves in order to register for and/or use certain Services. You agree that any such information will be accurate. Your Users may also be asked to choose a username and password. You are entirely responsible for maintaining the security of those usernames and passwords and agree not to permit the disclosure of such to any third party.
- 2.4. **Your Use of the Services.** We grant you a limited right to use our Services and Documentation only for business (as an education institution) and professional purposes. Your Affiliates, third party agents, contractors, service providers or customers may use the Services or Documentation as Users under your account, provided that you will take full responsibility for such Users’ compliance with this Agreement.
- 2.5. **Limitations on Your Use.** By using our Services, you agree on behalf of yourself, your Affiliates and Users, not to (i) modify, prepare derivative works of, or reverse engineer, our Services; (ii) access or use the Services or Documentation for any competitive purpose; (iii) use our Services in a way that abuses or disrupts our networks, user accounts, or the Services; (iv) transmit through the Services any harassing, indecent,

obscene, or unlawful material; (v) market, or resell the Services to any third party; (vi) use the Services in violation of applicable laws, or regulations; (vii) use the Services to send unauthorized advertising, or spam; (viii) harvest, collect, or gather user data without their consent; (ix) transmit through the Services any material that may infringe the intellectual property, privacy, or other rights of third parties; or (x) use the Services to commit fraud or impersonate any person or entity.

- 2.6. **Responsibility for Users**. You are responsible for the activities of all Users who access or use the Services through your account, and you agree to ensure that any such Users will comply with the terms of this Agreement and applicable law. If you become aware of any violation of this Agreement or applicable law in connection with use of the Services by any person, please contact us.
- 2.7. **High-Risk Use**. You understand that the Services are not designed or intended for use during high-risk activities which include, but are not limited to, use in hazardous environments and/or life support systems.
- 2.8. **Professional Services**. We will, upon execution of a mutually agreed Statement of Work ("SOW") provide professional services as mutually agreed by the parties.

### 3. **ORDERS, FEES AND PAYMENT.**

- 3.1. **Orders**. You may order Services using our or our Reseller's then-current ordering processes ("**Order**"). All Orders are effective on the earlier of (i) the date you submit your Order, or (ii) the date on the signature block of the Order ("**Effective Date**"). Acceptance of your Order may be subject to our verification and credit approval process. Each Order will be treated as a separate and independent Order.
- 3.2. **Fees and Payment**. You agree to pay all applicable, undisputed fees for the Services on the terms set forth in the Order, this Agreement, or your invoice from us or Reseller. Unless otherwise specified in the Order or Invoice, you agree to pay all undisputed fees set forth in an invoice within 30 days of the date thereof. Except as set forth in Sections 4.3 and 8 below, any payments you make to us for access to the Services are final and non-refundable. You are responsible for all fees and charges imposed by third parties such as hardware, software, internet, voice and/or data transmission providers related to your access and use of the Services. You are responsible for providing accurate and current billing, contact and payment information to us. You agree that we may charge your payment card or bill you for all amounts due for your use of the Services and take steps to update your payment card information (where permitted) to ensure payment can be processed. You agree that your credit card information and related personal data may be provided to third parties for payment processing and fraud prevention purposes. We may suspend or terminate your Services if at any time we determine that your payment information is inaccurate or not current, and you are responsible for fees and overdraft charges that we may incur when we charge your card for payment. We reserve the right to update the price for Services annually. We will give you notice of any price increase at least 30 days in advance of such increase.
- 3.3. **Taxes and Withholdings**. You are responsible for all applicable sales, services, value-added, goods and services, withholding, tariffs, or any other similar taxes or fees (collectively, "**Taxes and Fees**") imposed by any government entity or collecting agency based on the Services, except those based on our or our Reseller's net income, or for which you have provided an exemption certificate. In all cases, you will pay the amounts due under this Agreement to us in full without any right of set-off or deduction.

3.4. **Disputes; Delinquent Accounts.** You must notify us or Reseller of any fee dispute within 15 days of the invoice date, and once resolved, you agree to pay those fees within 15 days. We may, on 10 days' notice to you, suspend your Services if you do not pay undisputed fees by their due date, and you agree to reimburse us for all reasonable costs and expenses, including overdraft charges, collection costs and attorneys' fees, incurred in collecting delinquent amounts. You further agree that we may collect interest at the lesser of 1.5% per month or the highest amount permitted by law on any amounts not paid when due.

#### 4. **TERM AND TERMINATION.**

4.1. **Term.** The initial term commitment for your purchase of Services will be as specified in the Order ("**Initial Term**") and begins on the Effective Date. If the Order is silent, the Initial Term will be 12 months from the Effective Date. After the Initial Term, the Services may be renewed for additional 12-month periods ("**Renewal Terms**"), upon mutual consent of the parties in writing. Terminating specific Services does not affect the term of any other Services still in effect.

4.2. **Termination for Cause.** Either party may terminate the Agreement (i) if the other party breaches its material obligations and fails to cure within 30 days of receipt of written notice, or (ii) where permitted by applicable law, if the other party becomes insolvent or bankrupt, liquidated or is dissolved, or ceases substantially all of its business.

4.3. **Effect of Termination.** If the Agreement or any Services are terminated, you will immediately discontinue all use of the terminated Services, except that we will provide you with limited access to the Services for a period of at least 30 days solely to enable you to retrieve your Customer Content from the Services. Upon your request made before the end of such 30-day period, we will securely destroy your Customer Content. We have no obligation to maintain your Customer Content after such 30-day period. Termination will not affect any claim arising prior to the termination date. If we discontinue Services or materially reduce the core functionality in accordance with Section 2.2 above, and you elect to terminate the affected Services or this Agreement, we will provide you with a pro rata refund of any prepaid, unused fees. Notwithstanding anything to the contrary herein, the terms of this Agreement will continue to apply to any Services that are still in effect.

4.4. **Survival.** The provisions of Sections 3 (Orders, Fees and Payment), 4.3 (Effect of Termination), 5 (Proprietary Rights), 9 (Indemnification), 10 (Limitation on Liability), 13.2 (Arbitration), and 13.5 (Notices) survive any termination of the Agreement.

#### 5. **PROPRIETARY RIGHTS.**

5.1. **Our Proprietary Rights and Marks.** You acknowledge that we and, as applicable, our licensors retain all proprietary right, title and interest in the Services, all Documentation our name, logo, or other marks (together, the "**Marks**"), and any related intellectual property rights, including, without limitation, all modifications, enhancements, derivative works, and upgrades thereto. Except for the express limited rights set forth in this Agreement, no right, title or interest in our Services, Documentation, or Marks is granted to you. You agree that you will not use or register any trademark, service mark, business name, domain name or social media account name or handle which incorporates in whole or in part our Marks or is similar to any of these.

- 5.2. **Customer Content.** You retain all rights to your Customer Content and are solely responsible for the Customer Content sent or transmitted by you or displayed or uploaded by you in using the Services and for compliance with all laws pertaining to the Customer Content, including, but not limited to, laws requiring you to obtain the consent of a third party to use the Customer Content and to provide appropriate notices of third-party rights. You hereby grant us a worldwide, royalty-free, non-exclusive license to use, modify, reproduce, and distribute your Customer Content in order to provide and operate the Services, and to access your cloud education domain as necessary for us to provide the Services. We will not view, access, or process any of your Customer Content, except: (x) as authorized or instructed by you or your users in this Agreement or in any other agreement between the parties, or (y) as required to comply with our policies, applicable law, or governmental request.
- 5.3. **Feedback.** You agree that we will have a fully paid-up, royalty-free, worldwide, transferable, sub-licensable, assignable, irrevocable, and perpetual license to implement, use, modify, commercially exploit, incorporate into the Services or otherwise use any suggestions, enhancement requests, recommendations or other feedback (specifically excluding Personal Data) we receive from you, your Affiliates and Users ("**Feedback**"). We also reserve the right to seek intellectual property protection for any features, functionality or components that may be based on or that were initiated by your Feedback.
- 5.4. **Aggregated Statistics.** Notwithstanding anything to the contrary in this Agreement, you acknowledge and agree that we may collect and compile data and information related to your use of the Services to be used by us in an aggregated and anonymized manner, including to compile statistical and performance information related to the provision and operation of the Services ("**Aggregated Statistics**"). As between us and you, all right, title, and interest in Aggregated Statistics, and all intellectual property rights therein, belong to and are retained solely by us. You agree that we may (i) make Aggregated Statistics publicly available in compliance with applicable law, and (ii) use Aggregated Statistics to the extent and in the manner permitted under applicable law, provided that such Aggregated Statistics do not identify you or your Customer Content.
- 5.5. **Publicity.** Customer agrees that Company may use Customer's name and refer to Customer directly or indirectly as Customer or user of the Software in any media release, public announcement, or public disclosure relating to this Agreement or its subject matter, including in any promotional or marketing materials and its website, lists and business presentations.
6. **DATA PRIVACY AND SECURITY.**
- 6.1. **Security Safeguards.** Each party will maintain appropriate administrative, physical, and technical safeguards for protection of the security, confidentiality and integrity of your Customer Content and any associated personal data that is collected and/or processed through the Services. On our part, those safeguards will include commercially reasonable measures designed to prevent unauthorized access, use, modification, deletion, and disclosure of Customer Content. Customer (not us) bears sole responsibility for adequate security, protection, and backup of Customer Content when in Customer's or its representatives' or agents' possession or control.
- 6.2. **Sub-processors.** You acknowledge and agree that we may use Sub-processors to help provide the Service, who may access your Customer Content and any associated

personal data, to provide, secure and improve the Services. Before sharing Customer Content with any of our Sub-processors, we will mandate that the third party maintains, at a minimum, commercially reasonable data practices for maintaining (in compliance with applicable law) the confidentiality and security of your Customer Content and preventing unauthorized access. We will be responsible for the acts and omissions of such Sub-processors to the same extent that we would be responsible if we were performing the Services.

- 6.3. **Data Protection Laws.** To the extent that our provision of the Services involves the processing of Personal Data under applicable data protection law, the parties agree that you will be deemed to be the Data Controller, and we will be deemed to be the Data Processor, as those terms are understood under the applicable data protection law.

## 7. **CONFIDENTIALITY.**

- 7.1. **“Confidential Information”** means all information that is identified as confidential at the time of disclosure by the Disclosing Party or should be reasonably known by the Receiving Party to be confidential or proprietary due to the nature of the information disclosed and the circumstances surrounding the disclosure. Customer Content will be deemed Confidential Information of Customer without any marking or further designation. Company’s Services, Documentation, and any related intellectual property rights, and the terms and conditions of this Agreement will be deemed Confidential Information of Company without any marking or further designation. Confidential Information will not include information that the Receiving Party can demonstrate: (i) was rightfully in its possession or known to it prior to receipt of the Confidential Information; (ii) is or has become public knowledge through no fault of the Receiving Party; (iii) is rightfully obtained by the Receiving Party from a third party without breach of any confidentiality obligation; or (iv) is independently developed by employees of the Receiving Party who had no access to such information.

- 7.2. Each party (as **“Receiving Party”**) will use the same degree of care that it uses to protect the confidentiality of its own confidential information of like kind (but not less than reasonable care) to (i) not use any Confidential Information of the other party (the **“Disclosing Party”**) for any purpose outside the scope of this Agreement, and (ii) except as otherwise authorized by the Disclosing Party in writing, limit access to Confidential Information of the Disclosing Party to those of its and its Affiliates’ employees and contractors who need that access for purposes consistent with this Agreement and who have signed confidentiality agreements with the Receiving Party containing protections not materially less protective of the Confidential Information than those herein. If Receiving Party is required by law or court order to disclose Confidential Information, then Receiving Party will, to the extent legally permitted, provide Disclosing Party with advance written notification, and cooperate in any effort to obtain confidential treatment of the Confidential Information. The Receiving Party acknowledges that disclosure of Confidential Information would cause substantial harm for which damages alone would not be a sufficient remedy, and therefore that upon any such disclosure by the Receiving Party, the Disclosing Party will be entitled to seek appropriate equitable relief in addition to whatever other remedies it might have at law.

## 8. **WARRANTIES.**

- 8.1. We provide our Services using a commercially reasonable level of care and warrant that the Services will materially conform to the Documentation under normal use. WE DO NOT REPRESENT OR WARRANT THAT (i) THE USE OF OUR SERVICES WILL BE TIMELY, UNINTERRUPTED OR ERROR FREE, OR OPERATE IN COMBINATION

WITH ANY SPECIFIC HARDWARE, SOFTWARE, SYSTEM OR DATA, OR (ii) OUR SERVICES WILL MEET YOUR SPECIFIC REQUIREMENTS. Our entire liability and your exclusive remedy under this warranty will be, at our sole option and subject to applicable law, to provide conforming Services, or to terminate the non-conforming Services and provide a pro-rated refund of any prepaid fees from the date you notify us of the non-conformance through the end of the remaining term. TO THE FULLEST EXTENT PERMITTED BY APPLICABLE LAW, WE DISCLAIM ALL OTHER WARRANTIES, WHETHER EXPRESS, IMPLIED, STATUTORY OR OTHERWISE, INCLUDING ANY EXPRESS OR IMPLIED WARRANTIES OF MERCHANTABILITY, TITLE, AND FITNESS FOR A PARTICULAR PURPOSE.

8.2. Use of the Services may be available through a compatible mobile device, internet access, and may require software. You agree that you are solely responsible for these requirements, including any applicable changes, updates and fees, as well as the terms of your agreement with your mobile device and telecommunications provider. WE MAKE NO WARRANTIES OR REPRESENTATION OF ANY KIND, EXPRESS, STATUORY OR IMPLIED AS TO (I) THE AVAILABILITY OF INTERNET OR TELECOMMUNICATION SERVICES FROM YOUR PROVIDER AND ACCESS TO THE SERVICES AT ANY TIME OR FROM ANY LOCATION, (II) ANY LOSS, DAMAGE OR OTHER SECURITY INTRUSION OF THE INTERNET OR TELECOMMUNICATION SERVICES, AND (III) ANY DISCLOSURE OF INFORMATION TO THIRD PARTIES OR FAILURE TO TRANSMIT ANY DATA, COMMUNICATIONS OR SETTING CONNECTED WITH THE SERVICES.

## 9. **INDEMNIFICATION.**

9.1. **Our Indemnity.** We will indemnify and defend you against any third-party claim alleging that any of the Services infringes upon any patent or copyright, or violates a trade secret of any such third-party ("**IP Claim**"), and we agree to pay reasonable attorney's fees, court costs, damages finally awarded, or reasonable settlement costs with respect to any such claim. You will promptly notify us of any claim and cooperate with us in defending the claim. We will reimburse you for reasonable expenses incurred in providing any cooperation or assistance. We will have full control and authority over the defense and settlement of any claim, except that: (i) any settlement requiring you to admit liability requires prior written consent, not to be unreasonably withheld or delayed, and (ii) you may join in the defense with your own counsel at your own expense.

9.1.1. If (i) Company becomes aware of an actual or potential IP Claim, or (ii) Customer provides Company with notice of an actual or potential IP Claim, Company may (or in the case of an injunction against Customer, will), at Company's sole option and determination: (a) procure for Customer the right to continue to use the Services; or (b) replace or modify the Services with equivalent or better functionality so that Client's use is no longer infringing; or (c) if (a) or (b) are not commercially reasonable, terminate provision of the Services and refund to Customer any pre-paid Service fees for any periods after the termination of the Service, less any outstanding moneys owed by Customer to Company.

9.1.2. The obligations in Sections 9.1 do not extend to (i) any IP Claim based upon infringement or alleged infringement of any patent, trademark, copyright or other intellectual property right by the combination of the Services with other products, software or services not provided by Company; (ii) any IP Claim related to any Customer Content, or (iii) any IP Claim related to any use or exercise of any other right in respect to the Service outside the scope of the rights granted in this Agreement.

9.2. **Your Indemnity.** Unless prohibited by applicable law, you will indemnify and defend us against any third-party claim resulting from a breach of Sections 2.5 or 5.2 or alleging that any of your Customer Content infringes upon any patent or copyright, or violates a trade secret of any party, and you agree to pay reasonable attorney's fees, court costs, damages finally awarded, or reasonable settlement costs with respect to any such claim. We will promptly notify you of any claim and cooperate with you in defending the claim. You will reimburse us for reasonable expenses incurred in providing any cooperation or assistance. You will have full control and authority over the defense and settlement of any claim, except that: (i) any settlement requiring us to admit liability requires prior written consent, not to be unreasonably withheld or delayed, and (ii) we may join in the defense with our own counsel at our own expense.

10. **LIMITATION ON LIABILITY.**

10.1. **LIMITATION ON LIABILITY.** NEITHER PARTY WILL BE LIABLE TO THE OTHER PARTY OR TO ANY OTHER PERSON FOR ANY INDIRECT, SPECIAL, CONSEQUENTIAL OR INCIDENTAL LOSS, EXEMPLARY DAMAGES OR DAMAGES ARISING OUT OF OR RELATING TO: (i) LOSS OF DATA, (ii) LOSS OF INCOME, (iii) LOSS OF OPPORTUNITY, OR (iv) CUSTOMER'S LOST PROFITS, HOWEVER CAUSED AND BASED ON ANY THEORY OF LIABILITY, INCLUDING, BUT NOT LIMITED TO, BREACH OF CONTRACT, TORT (INCLUDING NEGLIGENCE), OR VIOLATION OF STATUTE, WHETHER OR NOT SUCH PARTY HAS BEEN ADVISED OF THE POSSIBILITY OF SUCH DAMAGES. SOME JURISDICTIONS DO NOT ALLOW LIMITATION OR EXCLUSION OF LIABILITY FOR INCIDENTAL OR CONSEQUENTIAL DAMAGES, SO SOME OF THE ABOVE LIMITATIONS MAY NOT APPLY.

10.2. **LIMITATION ON AMOUNT OF LIABILITY.** EXCEPT FOR A PARTY'S BREACH OF SECTIONS 2.5, 5.1, 5.2, 7 (EXCLUDING CLAIMS RELATED TO CUSTOMER CONTENT), and 10.3, A PARTY'S INDEMNIFICATION OBLIGATION UNDER SECTION 9, OR A PARTY'S GROSS NEGLIGENCE, WILLFUL MIDCONDUCT OR FRAUD, AND TO THE EXTENT PERMITTED BY APPLICABLE LAW, THE TOTAL CUMULATIVE LIABILITY OF EITHER PARTY AND THEIR RESPECTIVE LICENSORS AND SUPPLIERS ARISING OUT OF THIS AGREEMENT IS LIMITED TO THE SUM OF THE AMOUNTS PAID FOR THE APPLICABLE SERVICE DURING THE 12 MONTHS IMMEDIATELY PRECEDING THE INCIDENT GIVING RISE TO THE LIABILITY ("**GENERAL LIABILITY CAP**"). THE FOREGOING DOES NOT LIMIT YOUR OBLIGATIONS TO PAY ANY UNDISPUTED FEES AND OTHER AMOUNTS DUE UNDER THIS AGREEMENT.

10.3. **SUPERCAP FOR DATA PROTECTION CLAIMS.** IN THE CASE OF "DATA PROTECTION CLAIMS," EACH PARTY'S AND ITS AFFILIATES' TOTAL LIABILITY TO THE OTHER PARTY AND ITS AFFILIATES FOR ALL CLAIMS IN THE AGGREGATE (FOR DAMAGES OR LIABILITY OF ANY TYPE) WILL NOT EXCEED TWO TIMES (2X) THE "GENERAL LIABILITY CAP". FOR THE PURPOSES OF THIS AGREEMENT, "**DATA PROTECTION CLAIMS**" MEANS ANY CLAIMS ARISING FROM A PARTY'S BREACH OF SECTION 6 (YOUR PRIVACY AND SECURITY), SECTION 7 (CONFIDENTIALITY IN RELATION TO CUSTOMER CONTENT), OR BREACH OF APPLICABLE DATA PROTECTION LAWS WHICH RESULTS IN THE UNAUTHORIZED ACCESS TO OR USE OF ANY CUSTOMER CONTENT.

10.4. IN NO EVENT WILL EITHER PARTY (OR ITS RESPECTIVE AFFILIATES) BE LIABLE FOR THE SAME EVENT UNDER BOTH THE GENERAL LIABILITY CAP AND THE DATA PROTECTION CLAIMS CAP.

11. **COMPLIANCE WITH LAWS.** In connection with the performance, access and use of the Services under the Agreement, each party agrees to comply with all applicable laws, rules and regulations including, but not limited to export, privacy, data protection and anti-bribery laws and regulations. Each party represents that it is not named on any U.S. government denied-party list. Further, Customer will not permit its users to access or use any Service or Content Product in a U.S. embargoed country or in violation of any U.S. export law or regulation. If necessary and in accordance with applicable law, we will cooperate with local, state, federal and international government authorities with respect to the Services. Notwithstanding any other provision in these Terms, we may immediately terminate the Agreement for noncompliance with applicable laws.
12. **SUSPENSION OF SERVICES.** We reserve the right to suspend the Services or restrict access or functionalities if (a) we reasonably believe that you, your Affiliates or Users have materially violated this Agreement, or (b) we reasonably determine that the security of our Services or infrastructure may be compromised due to hacking attempts, denial of service attacks, or other malicious activities. Unless legally prohibited, we will use commercially reasonable efforts to notify you when taking any of the foregoing actions. We will not be liable to you, your Affiliates or Users or any other third party for any such suspension of Services or reduced functionality. Any suspected fraudulent, abusive, or illegal activity by you, your Affiliates or Users may be referred to law enforcement authorities at our sole discretion.
13. **ADDITIONAL TERMS.**
- 13.1. **Dispute Resolution.** Each party agrees that before it seeks any form of legal relief (except for a provisional remedy as explicitly set forth below) it will provide written notice to the other party of the specific issue(s) in dispute (and reference the relevant provisions of the contract between the parties which are allegedly being breached). Within 30 days after such notice, knowledgeable executives of the parties will hold at least one meeting (in person or by video- or tele-conference) for the purpose of attempting in good faith, to resolve the dispute. The parties agree to maintain the confidential nature of all disputes and disagreements between them, including, but not limited to, informal negotiations, mediation, or arbitration, except as may be necessary to prepare for or conduct these dispute resolution procedures or unless otherwise required by law or judicial decision. The dispute resolution procedures in this Section will not apply to claims subject to indemnification under Section 9 (Indemnification) or prior to a party seeking a provisional remedy related to claims of misappropriation or ownership of intellectual property, trade secrets or Confidential Information.
- 13.2. **Limitation on Bringing Claims/No Jury.** By entering into this Agreement, each party is waiving the right to a jury. Any claim arising out of this Agreement must be brought, if at all, within two years of the claim arising. You may only resolve disputes with us on an individual basis and you agree not to bring or participate in any class, consolidated, or representative action against us or any of our employees or affiliates.
- 13.3. **Governing Law and Jurisdiction.** These Terms will be governed by the laws of the State of Illinois. Each party agrees to the personal and exclusive jurisdiction of and venue in the federal and state courts located in Illinois.
- 13.4. **Assignment.** Neither party may assign its rights or delegate its duties under the Agreement either in whole or in part without the other party's prior written consent,

which will not be unreasonably withheld, except that either party may assign the Agreement to an affiliated entity, or as part of a corporate reorganization, consolidation, merger, acquisition, or sale of all or substantially all of its business or assets to which this Agreement relates without prior written consent. Any attempted assignment without consent will be void. The Agreement will bind and inure to the benefit of each party's successors or assigns.

- 13.5. **Notices.** Notices must be sent by personal delivery, overnight courier, or registered or certified mail. We may also provide notice to the email last designated on your account, electronically via postings on our website, in-product notices, or via our self-service portal or administrative center. Unless specified elsewhere in this Agreement, notices should be sent to us at 16 W. Martin Street, Raleigh, NC 27601, Attn: President, Hapara BU; e-mail: legal@cordance.co, with a copy to the attention of the Revenue department at the same address; e-mail: revenue@cordance.co, and we will send notices to the address last designated on your account. Notice is given (a) upon personal delivery; (b) for overnight courier, on the second business day after notice is sent, (c) for registered or certified mail, on the fifth business day after notice is sent, (d) for email, when the email is sent, or (e) if posted electronically, upon posting.
- 13.6. **Entire Agreement; Order of Precedence.** This Agreement, including the Order(s) and any applicable schedules, exhibits, and appendices, and any mutually signed DPA and/or an SOW set forth the entire agreement between you and us relating to the Services and/or Professional Services and supersedes all prior and contemporaneous oral and written agreements, except as otherwise permitted. If there is a conflict between any of the above referenced documents, the conflict will be resolved in that order but only for the specific Services described in the applicable Order. No modification or amendment to this Agreement will be effective unless mutually agreed in writing.
- 13.7. **Updates to Terms.** Upon at least 45 days' notice, we may update this Agreement from time to time, which will be identified by the last updated date. Your continued access to and use of the Services constitutes your acceptance of the then-current Terms. In the event of a material change of terms, you may terminate the Agreement by giving us written notice within 30 days of our notice of the change of terms and we will refund to you any pre-paid fees that are applicable to the period after such termination.
- 13.8. **General Terms.** If any term of this Agreement is not enforceable, this will not affect any other terms. Both parties are independent contractors and nothing in this Agreement creates a partnership, agency, fiduciary or employment relationship between the parties. No person or entity not a party to the Agreement will be a third-party beneficiary or have the right to modify the Agreement or to make commitments binding on us. Failure to enforce any right under the Agreement will not waive that right. The Agreement may be agreed to online or executed by electronic signature and in one or more counterparts. No party will be responsible for any delay or failure to perform under the Agreement due to force majeure events (e.g., natural disasters; terrorist activities, activities of third-party service providers, labor disputes; and acts of government) and acts beyond a party's reasonable control, but only for so long as those conditions persist.



Re: Contract Amendment No. (1),  
CUSD 300 (RFP Help Desk, Year 3 of 3)  
Re: Adding EAW

1. CUSD 300 requests an amendment to the contract, as reflected in the attached Sales Quote 43025, hereby incorporated by reference.
2. CUSD 300 requests an amendment to the contract, to wit: the choice of law section to read “governed by and construed under the laws of the State of Illinois,” and the choice of forum section to read “courts located in Cook County, Illinois, or the Federal Court of the Northern District of Illinois.”
3. Incident IQ agrees to accommodate the client’s requests to amend the contract in the manner described in Paragraph 1 referencing Quote 43025 and Paragraph 2 above.
4. Effective upon execution by the customer, the contract is so amended.
5. In consideration thereof, CUSD 300 agrees to amend the payment terms of the previously executed contract, and agrees to submit a purchase order to [orders@incidentiq.com](mailto:orders@incidentiq.com) by 9/30/2024.
6. CUSD 300 also agrees to pay Incident IQ **in full** for the additional products/services and any other fees as described in the attached Sales Quote 43025 on or before October 30, 2024.
7. **All other previously existing terms of the award letter dated August 24, 2022, besides the changes specifically reflected by this amendment, are still in effect and remain unchanged by execution of this amendment.**

By signing below, CUSD 300 agrees to the amendment and modification outlined in this document.

---

Jennifer Porter  
CUSD 300 Representative

---

Date

Attachment:

1. Sales Quote



Quote Name Updated: Renewal for CUSD 300 (IL) 2024 - 2025  
Company Address 750 Glenwood Ave SE Suite 320  
Atlanta, GA 30316  
US  
Contract Start Date 9/19/2024  
Contract End Date 9/18/2025

Created Date 7/1/2024  
Expiration Date 9/30/2024  
Quote Number 43025

Bill To Name CUSD 300 (IL)  
Bill To 2550 Harnish Dr  
Algonquin, IL 60102  
United States

Ship To Name CUSD 300 (IL)  
Ship To 2550 Harnish Dr  
Algonquin, IL 60102  
United States

Product Code	Product	Product Description	Sales Price	Quantity
IIQ-8600	iiQ Enhanced Approval Workflow	Incident IQ Enhanced Approvals Workflow (add-on), Subscription	\$6,330.85	1.00
IIQ-1000	iiQ Platform with Ticketing	Incident IQ Platform with iiQ Ticketing core product, Subscription	\$36,410.67	1.00

Total Price \$42,741.52

Notes

Customer to have access to the addition of Enhanced Approval Workflow ahead of the contract renewal and receive a no-charge period from 6/29/2024 or date of signature on MSA (whichever is later) to the "contract start date" denoted above

# INCIDENT IQ CLOUD SERVICES MASTER SUBSCRIPTION AGREEMENT (MSA)

**Revised January 1, 2023,**

**Effective January 8, 2023**

THIS AGREEMENT GOVERNS YOUR ACQUISITION AND USE OF OUR CLOUD SERVICES.

THE APPLICABLE PROVISIONS OF THIS AGREEMENT ALSO GOVERN ANY PILOT TRIAL. THE TERMS OF THIS AGREEMENT EXPRESSLY SUPERSEDE ALL PRIOR TERMS OF ALL PRIOR AGREEMENTS. **THIS AGREEMENT APPLIES TO ALL AGREEMENTS ENTERED INTO ON AND AFTER JANUARY 8, 2023**; AGREEMENTS PREDATING THIS AGREEMENT SHALL BE GOVERNED BY THE TERMS APPLICABLE AT THE DATE OF EXECUTION.

YOU ACCEPT THE TERMS OF THIS MSA BY EXECUTING AN "ORDER FORM" AND/OR PILOT SERVICE AGREEMENT THAT REFERENCES THIS AGREEMENT. IF YOU ARE ENTERING INTO THIS AGREEMENT ON BEHALF OF A SEPARATE LEGAL ENTITY, YOU REPRESENT THAT YOU HAVE THE AUTHORITY TO BIND SUCH ENTITY TO THESE TERMS AND CONDITIONS, IN WHICH CASE THE TERMS "YOU" OR "YOUR" SHALL REFER TO SUCH ENTITY. IF YOU DO NOT HAVE SUCH AUTHORITY, OR IF YOU DO NOT AGREE WITH THESE TERMS AND CONDITIONS, YOU MUST NOT ACCEPT THIS AGREEMENT AND MAY NOT USE THE CLOUD SERVICES.

## 1 DEFINITIONS

- 1.1 "Acceptable Use Policy" or "AUP" is defined in [Section 2](#).
- 1.2 "Affiliate" means any entity that directly or indirectly controls, is controlled by, or is under common control with the subject entity.
- 1.3 "Agreement" means this Master Subscription Agreement.
- 1.4 "Cloud Services" means products using Our proprietary cloud service, ("Incident IQ Platform" or "iiQ Platform" or "Platform") and any related offerings, as identified in the relevant Order and as modified from time to time. The Cloud Service includes Our Software and Documentation but not Professional Services deliverables or Third-Party Content.
- 1.5 "Content" means information obtained by Incident IQ from publicly available sources or third-party content providers and made available to You through the Cloud Services or pursuant to an Order Form.

- 1.6 “Confidential Information” means information disclosed by or on behalf of one party (as discloser) to the other party (as recipient) under this Agreement, in any form, which (a) the discloser identifies to recipient as “confidential” or “proprietary” or (b) should be reasonably understood as confidential or proprietary due to its nature and the circumstances of its disclosure. Our Confidential Information includes technical or performance information about the Cloud Service, and Customer’s Confidential Information includes Customer Data.
- 1.7 “Customer” means the party purchasing Cloud Services from Us.
- 1.8 “Customer Data” means any data, content or materials that Customer (including its Users and any other interested stakeholders) uploads into, enters into, or submits to its Cloud Service accounts, including from Third-Party Platforms. For clarification, Customer Data excludes Usage Data (defined [below](#)).
- 1.9 “Customer Materials” means materials and resources that Customer makes available to Provider in connection with Professional Services.
- 1.10 “Documentation” means Our standard usage documentation for the Cloud Services.
- 1.11 “Effective Date” means the first day that Customer has access to the Cloud Services purchased with an Order Form.
- 1.12 “Feedback” means any information provided by You to Incident IQ regarding an existing or potential future product, service, or other performance provided by or sought from Incident IQ.
- 1.13 “Force Majeure” means an unforeseen event beyond a party’s reasonable control, such as a strike, blockade, war, pandemic, act of terrorism, riot, third-party Internet or utility failure, refusal of government license or natural disaster, where the affected party takes reasonable and customary measures to avoid or mitigate such event’s effects.
- 1.14 “Laws” means all laws, regulations, rules, court orders or other binding requirements of a governmental authority that apply to a party.
- 1.15 “Order Form” means an ordering document or online order specifying the Cloud Services and related services to be provided by Us under the terms of this Master Subscription Agreement (MSA), including any addenda and supplements thereto. Typically includes a purchase order submitted by You in response to a price quotation (“quote”) provided by Us or a third party authorized by Us to resell the Cloud Services. The purchase order and the quote together constitute an “Order Form” for the

purposes of any relevant Agreement.

- 1.16 “Personal Data” means Customer Data relating to an identified or identifiable natural person.
- 1.17 “Protected Student Information” means “Student Personally Identifiable Information” or “Student Education Records,” within the meaning of the Family Educational Rights and Privacy Act (FERPA) of 1974 and its related provisions under the Code of Federal Regulations, as well as any applicable related state or local laws or regulations
- 1.18 “Professional Services” means any training, data migration or other professional services that We furnish to You related to the Cloud Services.
- 1.19 “Renewal” is the process by which the Services Period of certain Cloud Services under an Order Form is extended for an additional Services Period beyond the initial term, unless such Cloud Services are otherwise terminated in accordance with the terms of the Order Form or this Agreement. Your Order Form defines which Cloud Services are eligible for Renewal as well as any terms applicable to any such renewal.
- 1.20 “Services Period” refers to the period of time for which You ordered the Cloud Services as specified in any Order Form.
- 1.21 “Statement of Work” means a statement of work for Professional Services that is executed by the parties and references this Agreement.
- 1.22 “Support” means support provided by Us to Customers for the onboarding and use of the Cloud Services, as governed by the [Support Policy](#).
- 1.23 “Support Policy” is defined in [Support Policy](#).
- 1.24 “Suspension Event” means (a) Customer’s account is 30 days or more overdue, (b) Customer is in breach of AUP, and/or (c) Customer’s use of the Cloud Service risks material harm to the Cloud Service or others.
- 1.25 “Third-Party Claim” means a claim, action, allegation, or other dispute described in [Defense & Indemnification](#) brought by a person, entity, or other party that is: (a) not a contracting party to this Agreement or an Order governed by this Agreement; or (b) is an Affiliate of a contracting party to this Agreement (except in the case of a Customer Affiliate that enters into a contract or Order directly with Us and such Order is governed by this Agreement).

- 1.26 “Third-Party Content” means all text, files, images, graphics, charts, tables, illustrations, information, applications, products, services, data, audio, video, photographs and other content and material, in any format, that are obtained or derived from third-party sources outside of Incident IQ and made available to You through, within, or in conjunction with Your use of, the Cloud Service.
- 1.27 “Usage Data” means Our technical logs, data and learnings about Your use of the Cloud Service, including, but not limited to, the number of reports run, the frequency of User log-ins, location of User log-ins, and User behavioral data, such as the types of searches run and features heavily used).
- 1.28 “User” means those employees, contractors, students, parents, staff, and/or end users, as applicable, authorized by You to use the Cloud Services in accordance with this Agreement and/or Your Order Form.
- 1.29 “We,” “Us” or “Our” means Incident IQ, LLC and its affiliates.
- 1.30 “You” or “Your” means the legal entity for which you are accepting this Agreement.

## **2 ACCEPTABLE USE POLICY (AUP):**

### 2.1 You will be responsible for:

- 2.1.1 Users’ compliance with this Agreement and applicable Order Forms,
- 2.1.2 the accuracy, quality and legality of Your Data and the means by which You acquired Your Data;
- 2.1.3 using commercially reasonable efforts to prevent unauthorized access to or use of the Cloud Services and Content,
- 2.1.4 notifying Us promptly of any such unauthorized access or use;
- 2.1.5 using the Cloud Services and Content only in accordance with this Agreement, Order Forms, and applicable laws and government regulations, including, but not limited to, Children’s Online Privacy Protection (COPPA);
- 2.1.6 complying with terms of service of any Third-Party Content with which You use the Cloud Services.

### 2.2 You will not:

- 2.2.1 make the Cloud Services or Content available to, or use the Cloud Services or Content for the benefit of, anyone other than You or

- authorized Users;
- 2.2.2 sell, resell, license, sublicense, distribute, make available, rent or lease the Cloud Services or Content;
  - 2.2.3 use the Cloud Services to store or transmit infringing, libelous, or otherwise unlawful or tortious material, or to store or transmit material in violation of third-party privacy rights;
  - 2.2.4 interfere with or disrupt the integrity or performance of the Cloud Services or third-party data contained therein;
  - 2.2.5 attempt to gain unauthorized access to the Cloud Services or Content or its related systems or networks;
  - 2.2.6 permit direct or indirect access to or use of the Cloud Services or Content in a way that circumvents a contractual usage limit, or use any of the Cloud Services to access or use any of Our intellectual property except as permitted under this Agreement or an Order Form;
  - 2.2.7 copy, reverse engineer, or attempt to reverse engineer the Cloud Services or any part, feature, function or user interface thereof;
  - 2.2.8 assist or advise any competitor in their attempts to engineer, reverse engineer, or otherwise copy the Cloud Services or any part, feature, function, or user interface thereof;
  - 2.2.9 copy Content except as permitted by Us in a written agreement;
  - 2.2.10 access the Cloud Services or Content in order to build a competitive product or service or to benchmark with a Non-Incident IQ product or service;
  - 2.2.11 otherwise misuse the Platform in any way contrary with the letter and intent of this Agreement or inconsistent with governing law and/or regulations.
  - 2.2.12 permit users under the age of 13 to use Incident IQ without ensuring all requirements and regulations under COPPA and related state/local regulations are strictly adhered to.
- 2.3 Any use of the Cloud Services in breach of this Agreement or applicable Order Form by You or Users, that in Our judgment threatens the security, integrity or availability of Our services, may result in immediate suspension of the Cloud Services; however, We will use commercially reasonable efforts under the circumstances to provide You with notice and an opportunity to remedy such violation or threat prior to such suspension.

- 2.4 You agree to accept all patches, bug fixes, updates, maintenance and service packs (collectively, "Patches") necessary for the proper function and security of the Cloud Services. Except for emergency or security-related maintenance activities, We will notify You of the scheduling of application of Patches, where possible.

### **3 INCIDENT IQ RIGHTS AND RESPONSIBILITIES**

#### **3.1 We will:**

- 3.1.1 make all commercially reasonable efforts to provide the Cloud Services and Content available to You pursuant to this Agreement and the applicable Order Form;
- 3.1.2 provide applicable support for the Cloud Services as outlined in our [Support Policy](#) at no additional charge following completion of onboarding;
- 3.1.3 use commercially reasonable efforts to make the online Cloud Services available 24 hours a day, 7 days a week, except for:

**3.1.3.1 planned downtime (of which We shall give reasonable advance electronic notice), and**

**3.1.3.2 any unavailability caused by force majeure.**

#### **3.2 We may:**

- 3.2.1 Monitor, observe, compile, store, and/or analyze statistical and other information related to the performance, operation, and use of the Cloud Services;
- 3.2.2 Utilize Usage Data for security and operations management, to create statistical analyses, and for research and development purposes (clauses 3.2.1 and 3.2.2 are collectively referred to as "Service Analyses").
- 3.2.3 We may make Service Analyses publicly available; however, Service Analyses will not incorporate Your Data in a form that could serve to identify You or any individual. We retain all intellectual property rights in Service Analyses.

### **4 Intellectual Property**

- 4.1 Neither party grants the other any rights or licenses not expressly set out in this Agreement. Except for Our express rights in this Agreement, as between the parties, Customer retains all intellectual property and other rights in Customer Data and Customer Materials provided to Us.
- 4.2 Except for Customer's express rights in this Agreement, as between the parties, We retain all intellectual property and other rights in the Cloud

Services, deliverables and related technology (including, but not limited to, all underlying software, source code, design, modules, organization, format, algorithm, and other technology), and all modifications or enhancements thereto and derivatives thereof.

- 4.3 We may use any Feedback from You or Your Users regarding improvement or operation of the Cloud Services, Support or Professional Services without restriction or obligation.
- 4.4 Feedback is provided “AS IS” and We will not publicly identify You as the source of feedback without Your permission.
- 4.5 Unless mutually agreed upon in a separate, fully-executed agreement, We have not agreed to and do not agree to treat as confidential any Feedback You provide to Us, and nothing in this Agreement or in the parties’ dealings arising out of or related to this Agreement will restrict Our right to use, profit from, disclose, publish, keep secret, or otherwise exploit Feedback, without compensating or crediting You. Feedback will not be considered Customer’s Confidential Information, intellectual property, or its trade secret. Once received by Us, such Feedback becomes Our Confidential Information, Intellectual Property, and/or trade secret.
- 4.6 You grant to Us a worldwide, perpetual, irrevocable, royalty-free license to use and incorporate into Our services any feedback suggestion, enhancement request, recommendation, correction or other feedback provided by You or Users relating to the operation of Our services.

## **5 SAFEGUARDS FOR YOUR DATA.**

- 5.1 Subject to this Agreement, We will access and use Your Data solely to provide and maintain the Cloud Services, Support, and Professional Services under this Agreement. Such use includes sharing Your Data as You direct through the Cloud Services, but We will not otherwise disclose Customer Data to third-parties except as permitted in this Agreement, or otherwise required by law.
- 5.2 We will implement and maintain reasonable Security Measures that:
  - 5.2.1 Are consistent with all federal, state, and local law and regulations;
  - 5.2.2 Will use appropriate and reasonable technical and organizational measures designed to prevent unauthorized access, use, alteration or disclosure of Customer Data.
  - 5.2.3 Will be audited by an external auditor, at Our expense and no less

frequently than annually, to verify the adequacy of Our control measures according to SOC 2 standards and/or such other similar standards that are substantially equivalent to such control standards. Such audit will result in the generation of an audit report;

5.2.3.1 Such audit reports will be deemed Our Confidential Information, and

5.2.3.2 Such audit reports may be made available to You upon your request to [legal@incidentiq.com](mailto:legal@incidentiq.com) and execution of a separate non-disclosure agreement provided by us. This provision does not constitute an entitlement by You to any such audit report.

5.2.3.3 Any release of such audit reports are at our sole discretion. We may provide any reason or no reason at all for deciding to disclose or not disclose an audit report.

5.3 For any of Your Data residing in the Cloud Services environment and identified by You or Your Users or the law as “Protected Student Information,” We will undertake the following measures with respect to such data:

5.3.1 Only collect, process and store such Protected Student Information as is necessary to provide the cloud services under this Agreement;

5.3.2 Under no circumstances will We use such information to market or advertise to students or their family members or legal guardians, or otherwise use such information to inform, influence or enable marketing, advertising or other commercial efforts by a third party directed at students, their family members, or legal guardians;

5.3.3 Shall not change how Protected Student Information is collected, maintained, used or disclosed under the terms of the Agreement, without advance notice to and prior written consent from You.

5.4 Upon notice of a request for a copy of certain Protected Student Information in Our possession from You or a Person authorized under federal, state, and/or local law and regulations, we will ensure that:

5.4.1 A complete and readable digital copy of the requested Protected Student Information in Our possession is delivered to You within 30 days (or the maximum time permitted under law, whichever is greater) of our receipt of Your request;

5.4.2 Upon delivery of the copy to a Person authorized under federal, state, and/or local law and regulations, we will notify You of such disclosure if permitted by law. Such notification will be within the timeframe outlined in 5.4.1 above.

5.4.3 Such notice under 5.4 must be submitted to [legal@incidentiq.com](mailto:legal@incidentiq.com) to constitute “notice” under section 5.4.

- 5.5 Upon notice of a request from You that certain Protected Student Information be deleted, we will:
- 5.5.1 permanently destroy (i.e., undertake a nonrecoverable deletion process in accordance with Department of Defense standard 5220.22-M) all copies of the Protected Student Information identified for deletion by You held by Us or any of Our agents, subcontractors or affiliates; and
  - 5.5.2 Within 30 days of Your notice, we will deliver a written confirmation to You certifying that the permanent destruction of the requested Protected Student Information has been accomplished. Upon delivery of such written confirmation of deletion, you must provide notice to Us of Your receipt and understanding of said notice confirming deletion made at Your request.
  - 5.5.3 Such notice under 5.5 must be submitted to [legal@incidentiq.com](mailto:legal@incidentiq.com) to constitute “notice” under section 5.5
- 5.6 Regardless of whether we receive any request, we shall delete or otherwise destroy all of Your Protected Student Information, using the methods described above, following expiration of a 60-day period after termination of this Agreement.
- 5.7 We will operate the Cloud Services and collect, process and store Protected Student Information in accordance with NIST data security standards and current industry best practices, and maintain all technologies, policies, procedures and practices necessary to secure and protect the confidentiality and integrity of Protected Student Information, and prevent unauthorized access, disclosure and use.
- 5.8 We will never use Protected Student Information that we acquire through Your use of the Cloud Services for any commercial purposes, except as part of a “corporate action” (i.e., purchase, sale, merger, or other type of acquisition), if so permitted by law.
- 5.8.1 We will notify you if such a “corporate action” occurs. In such a case, we warrant any successor entity shall be contractually obligated to comply with the terms of this Agreement related to the treatment of Protected Student Information, as well as all other applicable legal requirements governing the use, disclosure, and security of the previously acquired Protected Student Information.
- 5.9 In the event of any security incident (including any actual or suspected data breach) that affects Your Data, we will follow our Information Security Policy. Unless specified in Your Order Form, or otherwise required by law, We will notify you at a time and in a manner consistent with reasonable industry standards if we detect or suspect a security incident affecting Your data occurs.

## **6 SUBSCRIPTION TERMS**

- 6.1 Unless otherwise provided in the applicable Order Form and/or any other addenda/supplements, each Subscription Term will last for an initial 12-month period.
- 6.2 Such Agreement starts on the “Effective Date” and continues until the end of the subscription term, unless sooner terminated in accordance with these terms. If no Subscription Term is in effect, either party may terminate this Agreement for any or no reason with notice to the other party.
- 6.3 Additional offerings and/or subscriptions may be added during a subscription term, and will be prorated for the portion of that original subscription term remaining at the time the subscriptions are added. Unless otherwise indicated, any products/services added during a subscription will terminate on the same date as the preceding, underlying subscriptions.

## **7 FEES & PAYMENTS**

- 7.1 All fees payable to Incident IQ are due within 30 days from the invoice date or as otherwise outlined in the Order Form.
- 7.2 Late payments are subject to a charge of 1.5% per month, or the maximum amount allowed by Law, whichever is less. All fees and expenses are non-refundable except as expressly set out in this Agreement.
- 7.3 You will pay any sales, value-added or other similar taxes imposed by applicable law that Incident IQ must pay based on the Cloud Services You ordered, except for taxes based on Incident IQ’s income.
- 7.4 If You dispute an invoice in good faith, You will notify Us within the Payment Period and the parties will seek to resolve the dispute over a 15-day discussion period. You are not required to pay disputed amounts during the discussion period, but will timely pay all undisputed amounts. After the discussion period, either party may pursue any available remedies.
  - 7.4.1 Any such notification of dispute under 7.4 must be sent to [accounting@incidentiq.com](mailto:accounting@incidentiq.com).

## **8 NON-INCIDENT IQ PROVIDERS**

- 8.1 We or third-parties may make available Third-Party Content. Incident IQ

does not control and is not responsible for any such Third-Party Content accessible from or provided through the Cloud Services, and You bear all risks associated with any such access and use. Any Third-Party Content made accessible by Incident IQ in or through the Cloud Services is provided on an “as-is” and “as available” basis without any warranty of any kind.

- 8.2 If You choose to utilize any Third-Party Content, You grant Us permission to allow the relevant provider of such Third-Party Content to access Your Data as required for the interoperation of that Third-Party Content with the Cloud Services. We are not responsible for any disclosure, modification or deletion of Your Data resulting from access by such Third-Party Content or its provider.

## **9 CONFIDENTIALITY**

- 9.1 By virtue of this Agreement, the parties may have access to information that is confidential to one another (“Confidential Information”). We each agree to disclose only information that is required for the performance of obligations under this Agreement or in order to comply with any governing law or binding court order.
- 9.2 Confidential information shall be limited to Your Data residing in the Cloud Services, and all information identified as confidential at the time of disclosure.
- 9.3 A party’s Confidential Information shall not include information that: (a) is or becomes a part of the public domain through no act or omission of the other party; (b) was in the other party’s lawful possession prior to the disclosure and had not been obtained by the other party either directly or indirectly from the disclosing party; (c) is lawfully disclosed to the other party by a third party without restriction on the disclosure; or (d) is independently developed by the other party. Provided, however, Student Education Records shall never not be deemed Confidential Information.
- 9.4 We each agree not to disclose each other’s Confidential Information to any third-party other than as set forth in the following sentence for a period of three (3) years from the date of the disclosing party’s disclosure of the Confidential Information to the receiving party; however, We will hold Your Confidential Information that resides within the Cloud Services in confidence for as long as such information resides in the Cloud Services.
- 9.4.1 We each may disclose Confidential Information only to those employees, agents or subcontractors who have a demonstrated need to know. Such

recipients are required to protect it against unauthorized disclosure in a manner no less protective than required under this Agreement.

- 9.4.2 Incident IQ will protect the confidentiality of Your Data residing in the Cloud Services in accordance with the Incident IQ security practices defined as part of Your Order Forms.
- 9.4.3 In addition, Your Data will be treated in accordance with the terms outlined above. Nothing shall prevent either party from disclosing Confidential Information as required by law.
- 9.5 In performing the Cloud Services, We will comply with the Incident IQ Privacy Policy, (available at <https://www.incidentiq.com/privacy-policy>) and incorporated herein by reference, as well as any additional requirements contained in applicable Order Forms or other documents.
  - 9.5.1 The Incident IQ Privacy Policy is subject to change at Our discretion; however, policy changes will not result in a material reduction in the level of protection provided for Your Data during the Services Period described in Your Order Form.
- 9.6 We will maintain industry-standard administrative, physical, and technical safeguards for protection of the security, confidentiality and integrity of Your Data. Those safeguards will include, but will not be limited to, measures for preventing access, use, modification or disclosure of Your Data by Our personnel except (a) to provide the purchased Cloud Services and prevent or address service or technical problems, (b) as compelled by law, or (c) as You expressly permit in writing.

## **10 TERMINATION**

- 10.1 In addition to any other remedies it may have, either party may also terminate this Agreement upon thirty (30) days' notice (or without notice in the case of nonpayment), if the other party materially breaches any of the terms or conditions of this Agreement or an applicable Order Form.
  - 10.1.1 In the event we terminate for cause under 10.1 and you have not yet paid, You agree we have the right to immediately collect all sums due from You between the date of termination under 10.1 and the first day of the subscription.
  - 10.1.2 In the event we terminate for cause under 10.1 after payment, we have full discretion on whether we will refund, whether in whole or in part, the balance of any payments made by You between the date of termination under 10.1 and the last day of the subscription.
- 10.2 We reserve the right to terminate any agreement at any time for any reason, or no reason at all, upon ninety (90) days' notice.

- 10.2.1 In the event we terminate under 10.2 and you have not yet paid, You agree we have the right to immediately collect all sums due from You between the date of termination following the notice period under 10.2 and the first day of the subscription.
- 10.2.2 In the event we terminate under 10.2 after payment, we will refund you the balance of any payments made by You between the date of termination and the last day of the subscription.
- 10.3 You must pay in full for the Cloud Services up to and including the last day on which the Cloud Services are provided.
- 10.4 All aspects of this Agreement which by their nature should survive termination will survive termination, including, but not limited to, accrued rights to payment, confidentiality obligations, warranty disclaimers, and limitations of liability.

## **11 WARRANTIES, REMEDIES AND DISCLAIMERS**

- 11.1 Incident IQ warrants that it will make all reasonable efforts to perform the Cloud Services in all material respects as described in Your Order Form. If the Cloud Services provided to You were not performed as warranted, You must promptly provide written notice to Incident IQ that describes the deficiency in the Cloud Services.
- 11.2 Incident IQ does not guarantee that:
- 11.2.1 The services will be performed error-free or uninterrupted, or that Incident IQ will correct all services errors;
- 11.2.2 The services will operate in combination with your content or your applications, or with any other hardware, software, systems or data not provided by Incident IQ, and the Cloud Services will meet your requirements, specifications or expectations. You acknowledge that Incident IQ does not control the transfer of data over communications facilities, including the internet, and that the cloud services may be subject to limitations, delays, and other problems inherent in the use of such communications facilities. Neither party shall be responsible for any delays, delivery failures, or other damage resulting from such problems. Incident IQ is not responsible for any issues related to the performance, operation or security of the cloud services that arise from your data or third-party content;
- 11.2.3 Any representation or warranty regarding the reliability, accuracy, completeness, correctness, or usefulness of third-party content, and disclaims all liabilities arising from or related to third party content is true.
- 11.3 For any breach of the Cloud Services warranty, Your exclusive remedy and Incident IQ's entire liability, shall be the correction of the deficient Cloud Services that caused the breach of warranty, or, if Incident IQ

cannot substantially correct the deficiency in a commercially reasonable manner, You may end the deficient Cloud Services, and Incident IQ will refund to you the fees for the terminated services that you pre-paid to Incident IQ for the period following the effective date of termination, in a manner consistent with 10.2 above.

11.4 To the extent not prohibited by law, these warranties are exclusive and there are no other express or implied warranties or conditions including for software, hardware, systems, networks or environments or for merchantability, satisfactory quality and fitness for a particular purpose.

## **12 LIMITATION OF LIABILITY**

### **1.**

12.1 To the maximum extent permitted by law, each party's entire liability arising out of or related to this Agreement will not exceed the amounts paid or payable by You to US under this Agreement immediately preceding the first incident giving rise to liability."

12.2 Neither party will have any liability arising out of or related to this Agreement for indirect, special, incidental, reliance or consequential damages or damages for loss of use, lost profits or interruption of operations, even if informed of their possibility in advance.

12.3 The waivers and limitations in this Section apply regardless of the form of action, whether in contract, tort (including negligence), strict liability or otherwise and will survive and apply even if any limited remedy in this Agreement fails of its essential purpose.

## **13 DEFENSE & INDEMNIFICATION**

13.1 We will defend You and Your employees and trustees (hereinafter and for purposes of this Section, collectively referred to as "You") against any claim, demand, suit or proceeding made or brought against You by a third-party alleging that the Cloud Services infringe or misappropriate such third-party's intellectual property rights (a "Claim Against You"), and will indemnify and hold harmless You from any damages, attorney fees and costs ultimately awarded against You as a result of, or for amounts paid by You under a settlement approved by Us in writing of, a Claim Against You.

13.1.1 In order to receive the benefit of this indemnification, you must:

**13.1.1.1** promptly give Us written notice of the Claim Against You via email to [legal@incidentiq.com](mailto:legal@incidentiq.com);

**13.1.1.2** give Us sole control of the defense and settlement of the Claim Against You (except that We may not settle any Claim Against You unless it unconditionally releases You of all liability); and

**13.1.1.3** give Us all reasonable assistance.

13.1.2 If We receive information about an infringement or misappropriation claim related to the Cloud Services, We shall, in Our discretion and at no cost to You:

**13.1.2.1** modify the Cloud Services so that they are no longer claimed to infringe or misappropriate, without breaching Our warranties described above; or

**13.1.2.2** obtain a license for Your continued use of that Service in accordance with this Agreement; or

**13.1.2.3** terminate Your subscriptions for the Cloud Services upon 30 days' written notice and refund You any prepaid fees covering the remainder of the term of the terminated subscriptions, consistent with 10.2 above.

13.1.3 The above defense and indemnification obligations do not apply to the extent a Claim Against You arises from Content, Third-Party Content or Your use of the Cloud Services in violation of this Agreement or applicable Order Forms; provided such Claim Against You would not have arisen but for Your use in violation of this Agreement or applicable Order Forms.

**13.2 Unless otherwise prohibited by state law and/or local regulations,** You will defend and indemnify Us against any claim, demand, suit or proceeding made or brought against Us by a third-party alleging that any of Your Data infringe or misappropriate such third-party's intellectual property rights, or arising from Your use of the Cloud Services or Content in violation of the Agreement, Order Forms or applicable law (each a "Claim Against Us"), and You will indemnify Us from any damages, attorney fees and costs ultimately awarded against Us as a result of, or for any amounts paid by Us under a settlement approved by You in writing of, a Claim Against Us, provided We (a) promptly give You written notice of the Claim Against Us, (b) give You sole control of the defense and settlement of the Claim Against Us (except that You may not settle any Claim Against Us unless it unconditionally releases Us of all liability), and (c) give You all reasonable assistance, at Your expense.

13.3 This Section states the indemnifying party's sole liability to, and the indemnified party's exclusive remedy against, the other party for any type of claim described in this Section.

## **14 MISCELLANEOUS PROVISIONS**

- 14.1 Severability. If any provision of this Agreement is held to be invalid or unenforceable, the invalidity or unenforceability will not affect the other provisions of the Agreement.
- 14.2 No Waiver. A waiver of any breach of this Agreement is not deemed a waiver of any other breach.
- 14.3 Notices. All notices will be in writing, transmitted via certified or registered mail, postage prepaid, and delivered to the address set forth in Your Order Form. Notices may also be transmitted via e-mail and delivered to the addresses set forth in the Order Form. Notices from You to Incident IQ sent via email must be sent to [legal@incidentiq.com](mailto:legal@incidentiq.com) to constitute proper notification.
- 14.4 Force Majeure. Neither party is liable for a delay or failure to perform this Agreement due to a Force Majeure. If a Force Majeure materially adversely affects the Cloud Service for 15 or more consecutive days, either party may terminate the affected Order(s) upon notice to the other and Provider will refund to Customer any pre-paid, unused fees for the terminated portion of the Subscription Term. However, this Section does not limit Customer's obligations to pay fees owed.
- 14.5 Assignment. Neither party may, without the prior written consent of the other party, assign or transfer this Agreement (or any of its rights or obligations) to any other party, except We may assign Our interests as required under any potential corporate action (i.e., acquisition, sale, merger, etc.). In the event of such a corporate action, We warrant that any successor entity will agree to abide by the terms of this agreement for the remainder of any applicable subscription term.
- 14.6 Relationship of the Parties. The parties are independent contractors, and no partnership, franchise, joint venture, agency, fiduciary or employment relationship between the parties is created by this Agreement.
- 14.7 No Third-Party Beneficiaries. There are no third-party beneficiaries to this Agreement. For clarification, even though an employee of an Affiliate may be a User under this Agreement, an Affiliate may not bring a claim against Provider arising from, based on, or under this Agreement unless such Affiliate has entered into its own Order directly with Provider.
- 14.8 Governing Law. **Unless prohibited by state law and/or local regulation**, this Agreement and any claims relating to its subject matter will be governed by and construed under the laws of the State of Illinois, without reference to its conflicts of law principles. All disputes

will be subject to the exclusive jurisdiction of the courts located in Cook County , Illinois or the Federal Court of the Northern District of Illinois. Either party must initiate a cause of action for any claim(s) relating to this Agreement and its subject matter within one year from the date when the party knew, or should have known after reasonable investigation, of the facts giving rise to the claim(s).

14.9 Entire Agreement. This Agreement and the information which is incorporated into this Agreement by written reference (including reference to information contained in a uniform resource locator or referenced policy), together with the applicable Order Form and accompanying Exhibits, is the complete agreement for the Cloud Services ordered by You and supersedes all prior or contemporaneous agreements or representations, written or oral, regarding such Cloud Services.

# SUPPORT POLICY FOR CLOUD SERVICES

## 1. INTRODUCTION

This Support Policy for Cloud Services (“Policy”) sets forth the Support Services identified in Your applicable Order Form. The Services are governed by and subject to the terms and conditions specified in the Master Subscription Agreement and applicable Order Form signed by You (collectively the “Agreement”).

## 2. Support Tiers

### 2.1. Tier One Support for Users.

2.1.1. Incident IQ Help Center. All of Your Users may access to written help documentation and video tutorials via the Cloud Services help center (located at <https://help.incidentiq.com> and through Incident IQ Academy at [learn.incidentiq.com](https://learn.incidentiq.com)).

2.1.2. Support Request within Cloud Services Environment. All of Your Users may submit an “Incident IQ Help Ticket” using the Cloud Services. These requests first route to Your Administrator Users for resolution. If necessary Your Administrator Users may forward the request within the Cloud Services environment to the Incident IQ product support team.

### 2.2 Tier Two Support for Users.

2.2.1 Your Administrator Users can escalate other User help requests within the Cloud Services to the Cloud Services product support team or make such requests to the product support team directly.

2.2.2 Your Administrator Users also may access toll-free telephone support (866-899-9169) and email support ([support@incidentiq.com](mailto:support@incidentiq.com)) from the product support team during ordinary business hours (Monday through Friday, 8AM to 6PM Eastern Standard Time, excluding holidays).

## 3. Response Time Service Level

The Cloud Services product support team will strive to respond to support requests from Your Administrator Users within one (1) business day.


**SCHOOLYTICS  
CUSTOMER AGREEMENT**

This Customer Agreement is made effective as of the Effective Date identified below by and between the customer identified below ("**Customer**," "**you**," or "**your**") and Schoolytics, Inc. ("**Schoolytics**," "**we**," or "**us**"). The "**Agreement**" between you and us consists of: (a) this Order Form (the "**Order Form**"); and (b) the Schoolytics Services Terms and Conditions and all appendices attached thereto and documents incorporated by reference therein (the "**Terms**"). In the event of a conflict or inconsistency between this Order Form and the Terms, except as otherwise expressly set forth in this Order Form, the Terms shall control. Capitalized terms not defined in this Order Form have the meanings given them in the Terms.

<b>Effective Date</b>	7/1/24
<b>Customer Name</b>	Community Unit School District 300
<b>Term</b>	24 Months
<b>Schoolytics Services Description</b>	Schoolytics' proprietary hosted software-as-a-service platform that provides student engagement and performance tracking functionality.
<b>Fees</b>	Unified Data Platform with MTSS Add-on Integrations: PowerSchool, Schoology, Performance Matters, iReady, iStation, State Tests Year 1: \$140,000 Year 2: \$140,000
<b>Additional Terms and Conditions (if any)</b>	Annual Billing

This Order Form is signed by duly authorized representatives of the parties and is effective as of the Order Form Effective Date.

**SCHOOLYTICS**

By:   
 Name: Aaron Wertman  
 Title: Chief Executive Officer  
 Date: 6/5/24

**CUSTOMER:** Community Unit School District 300

By: \_\_\_\_\_  
 Name: \_\_\_\_\_  
 Title: \_\_\_\_\_  
 Date: \_\_\_\_\_

**SCHOOLYTICS  
TERMS AND CONDITIONS****SERVICES**1. Definitions.

1.1 **"Authorized User"** means Customer and Customer's employees, consultants, contractors, and agents (a) who are authorized by Customer to access and use the Schoolytics Services under the rights granted to Customer pursuant to this Agreement and (b) for whom access to the Schoolytics Services has been purchased hereunder.

1.2 **"Customer Data"** means, other than Derivative Data and Student Data (as applicable), information, data, and other content, in any form or medium, that is submitted, posted, or otherwise transmitted by or on behalf of Customer or any other Authorized User through the Schoolytics Services.

1.3 **"Derivative Data"** means data and information related to Customer Data or Customer's use of the Schoolytics Services in an aggregated and anonymized form.

1.4 **"Documentation"** means the user manuals, handbooks, and guides relating to the Schoolytics Services we provide to you either electronically or in hard copy form.

1.5 **"Order"** means the Order Form to which these Terms are attached.

1.6 **"Schoolytics IP"** means the Schoolytics Services, the Documentation, and all intellectual property provided to Customer or any other Authorized User in connection with the foregoing. For the avoidance of doubt, Schoolytics IP includes Derivative Data and any information, data, or other content derived from Schoolytics's monitoring of Customer's access to or use of Customer Data or the Schoolytics Services but does not include Customer Data.

1.7 **"Schoolytics Services"** means the online services provided by Schoolytics under this Agreement that are made available at <https://schoolytics.io> (or a successor site) as reflected in your Order.

1.8 **"Student Data"** has the meaning set forth in Student Data Protection Addendum attached hereto as Appendix 1.

1.9 **"Third-Party Products"** means any products, content, services, information, websites, or other materials that are owned by third parties and are incorporated into or accessible through the Schoolytics Services.

2. Access and Use.

2.1 Provision of Access. Subject to and conditioned on your payment of Fees and compliance with all other terms and conditions of this Agreement, we hereby agree to provide you a limited right to access and use the Schoolytics Services during the Term solely for your internal business operations by Authorized Users in accordance with the terms and conditions herein. We will provide you the necessary passwords and access credentials to allow you to access the Schoolytics Services.

2.2 Documentation License. Subject to and conditioned on your payment of Fees and compliance with all other terms and conditions of this Agreement, we hereby grant you a non-exclusive, non-sublicensable, non-transferable license for Authorized Users to use the Documentation during the Term solely for your internal business purposes in connection with use of the Schoolytics Services.

2.3 Downloadable Software. Use of the Schoolytics Services may require or include use of downloadable software. Subject to and conditioned on your payment of Fees and compliance with all other terms and conditions of this Agreement, we grant you a non-transferable, non-exclusive, non-assignable, limited right for Authorized Users to use downloadable software we provide as part of the Schoolytics Services. Any Third-Party Products that consist of downloadable software are subject to the terms of Section 3.6.

2.4 Use Restrictions. You may not, and may not permit any Authorized Users to, use the Schoolytics Services, any software component of the Schoolytics Services, or Documentation for any purposes beyond the scope of the access granted in this Agreement. You shall not at any time, directly or indirectly, and shall not permit any Authorized Users to: (a) copy, modify, or create derivative works of the

Schoolytics Services, any software component of the Schoolytics Services, or Documentation, in whole or in part; (b) rent, lease, lend, sell, license, sublicense, assign, distribute, publish, transfer, or otherwise make available the Schoolytics Services or Documentation except as expressly permitted under this Agreement; (c) reverse engineer, disassemble, decompile, decode, adapt, or otherwise attempt to derive or gain access to any software component of the Schoolytics Services, in whole or in part; (d) remove any proprietary notices from the Schoolytics Services or Documentation; (e) use the Schoolytics Services or Documentation in any manner or for any purpose that infringes, misappropriates, or otherwise violates any intellectual property right or other right of any person, or that violates any applicable law, regulation, or rule; or (f) use the Schoolytics Services or Documentation (i) if you are a Schoolytics competitor or you offer products or services that compete with the Schoolytics Services or (ii) for the purpose of developing, or having developed, any products or services that may compete with the Schoolytics Services.

2.5 Derivative Data. Notwithstanding anything to the contrary in this Agreement, we may monitor your use of the Schoolytics Services and collect and compile Derivative Data. As between you and us, all right, title, and interest in Derivative Data, and all intellectual property rights therein, belong to and are retained solely by us. You acknowledge that we may compile Derivative Data based on Customer Data and other inputs into the Schoolytics Services. You agree that we may (i) make Derivative Data publicly available in compliance with applicable law, and (ii) use Derivative Data to the extent and in the manner permitted under applicable law.

2.6 Reservation of Rights. We reserve all rights not expressly granted to you in this Agreement. Except for the limited rights and licenses expressly granted under this Agreement, nothing in this Agreement grants, by implication, waiver, estoppel, or otherwise, to you or any third party any intellectual property rights or other right, title, or interest in or to the Schoolytics IP.

2.7 Suspension. Notwithstanding anything to the contrary in this Agreement, we may temporarily suspend Customer's and any other Authorized User's access to any portion or all of the Schoolytics Services if: (a) we reasonably determine that (i) there is a threat or attack on any of the Schoolytics IP; (ii) Customer's or any other Authorized User's use of the Schoolytics IP disrupts or poses a security risk to the Schoolytics IP or to any of our customers or vendors; (iii) Customer or any other Authorized User is using the Schoolytics IP for fraudulent or illegal activities; (iv) subject to applicable law, Customer has ceased to continue its business in the ordinary course, made an assignment for the benefit of creditors or similar disposition of its assets, or become the subject of any bankruptcy, reorganization, liquidation, dissolution, or similar proceeding; or (v) our provision of the Schoolytics Services to Customer or any other Authorized User is prohibited by applicable law; (b) any of our vendors has suspended or terminated our access to or use of any Third-Party Products required to enable Customer to access the Schoolytics Services; or (c) in accordance with Section 5 (any such suspension described in subclause (a), (b), or (c), a "**Service Suspension**"). We will use commercially reasonable efforts to provide written notice of any Service Suspension to you and to provide updates regarding resumption of access to the Schoolytics Services following any Service Suspension. We will use commercially reasonable efforts to resume providing access to the Schoolytics Services as soon as reasonably possible after the event giving rise to the Services Suspension is cured. We will have no liability for any damage, liabilities, losses (including any loss of or profits), or any other consequences that Customer or any other Authorized User may incur as a result of a Service Suspension.

### 3. Customer Responsibilities.

3.1 Acceptable Use. You agree not to engage in any of the following prohibited activities: (a) copying, distributing, or disclosing any part of the Schoolytics Services in any medium, including without limitation by any automated or non-automated "scraping"; (b) using any automated system, including without limitation "robots," "spiders," "offline readers," etc., to access the Schoolytics Services in a manner that sends more request messages to our servers or those of our vendors than a human can reasonably produce in the same period of time by using a conventional on-line web browser (except that we grant the operators of public search engines revocable permission to use spiders to copy publicly available materials from the Schoolytics Services for the sole purpose of and solely to the extent necessary for creating publicly available searchable indices of the materials, but not caches or archives of such materials); (c) transmitting spam, chain letters, or other unsolicited email; (d) attempting to interfere with, compromise the system integrity or security or decipher any transmissions to or from the servers running

the Schoolytics Services; (e) taking any action that imposes, or may impose at our sole discretion an unreasonable or disproportionately large load on our infrastructure; (f) uploading invalid data, viruses, worms, or other software agents through the Schoolytics Services; (g) collecting or harvesting any personally identifiable information, including account names, from the Schoolytics Services; (h) using the Schoolytics Services for any commercial solicitation purposes; (i) impersonating another person or otherwise misrepresenting your affiliation with a person or entity, conducting fraud, hiding or attempting to hide your identity; (j) interfering with the proper working of the Schoolytics Services; (k) accessing any content on the Schoolytics Services through any technology or means other than those provided or authorized by the Schoolytics Services; or (l) bypassing the measures we may use to prevent or restrict access to the Schoolytics Services, including without limitation features that prevent or restrict use or copying of any content or enforce limitations on use of the Schoolytics Services or the content therein. Further, you will comply with all terms and conditions of this Agreement, all applicable laws, rules, and regulations, and all guidelines, standards, and requirements that may be posted on the Schoolytics Services from time to time.

3.2 Account Use. You are responsible and liable for all uses of the Schoolytics Services and Documentation resulting from access provided by you, directly or indirectly, whether such access or use is permitted by or in violation of this Agreement. Without limiting the generality of the foregoing, you are responsible for all acts and omissions of Authorized Users, and any act or omission by an Authorized User that would constitute a breach of this Agreement if taken by you will be deemed a breach of this Agreement by you. You shall use reasonable efforts to make all Authorized Users aware of this Agreement's provisions as applicable to such Authorized User's use of the Schoolytics Services and shall cause Authorized Users to comply with such provisions.

3.3 Customer Data. You hereby grant to us a non-exclusive, royalty-free, worldwide license to reproduce, distribute, and otherwise use and display the Customer Data and perform all acts with respect to the Customer Data as may be necessary for us to provide the Schoolytics Services, and a non-exclusive, perpetual, irrevocable, royalty-free, worldwide license to reproduce, distribute, modify, and otherwise use and display Customer Data incorporated within the Derivative Data. By granting us access to any Third-Party Product for the purpose of transferring Customer Data from such Third-Party Product to us, you represent and warrant that you have all permissions and authorizations necessary to provide us with such access and to permit us to transfer such Customer Data from such Third-Party Product to our servers or those of our vendors. You will ensure that Customer Data and any Authorized User's use of Customer Data will not violate any policy or terms referenced in or incorporated into this Agreement or any applicable law. You are solely responsible for the development, content, operation, maintenance, and use of Customer Data.

3.4 Student Data. To the extent that we gather, or to the extent that you provide to us, any Student Data in connection with this Agreement, the Student Data Protection Addendum attached hereto as Appendix 1 sets forth additional terms regarding our duties and responsibilities to protect Student Data collected, used and processed by us at your direction under this Agreement.

3.5 Passwords and Access Credentials. You are responsible for keeping your passwords and access credentials associated with the Schoolytics Services confidential. You will not sell or transfer them to any other person or entity. You will promptly notify us about any unauthorized access to your passwords or access credentials.

3.6 Third-Party Products. The Schoolytics Services may permit access to Third-Party Products. The Schoolytics Services are also integrated with, and may require the use of, certain Third-Party Products, such as Google Classroom. For purposes of this Agreement, such Third-Party Products are subject to their own terms and conditions, which we will make available to you by reasonable means, such as a hyperlink. The terms and conditions applicable to Google Classroom are currently made available at [https://gsuite.google.com/intl/en/terms/education\\_terms.html/](https://gsuite.google.com/intl/en/terms/education_terms.html/). If you do not agree to abide by the applicable terms for any such Third-Party Products, then you should not install, access, or use such Third-Party Products, and if such Third-Party Product is required to use the Schoolytics Services, you should not access or use the Schoolytics Services.

4. Service Levels and Support. Subject to the terms and conditions of this Agreement, we will use commercially reasonable efforts to make the Schoolytics Services available in accordance with the service levels available at [www.schoolytics.io/sla](http://www.schoolytics.io/sla) ("**Service Levels**").

5. Fees and Payment. You shall pay us the fees as described on your Order ("**Fees**") within thirty (30) days from the invoice date without offset or deduction. Fees will be payable on a periodic basis in accordance with your Order. Up-to-date pricing for the Schoolytics Services is made available from time to time at [www.schoolytics.io/sign-up](http://www.schoolytics.io/sign-up). You must make all payments hereunder in US dollars on or before the due date. If you fail to make any payment when due, without limiting our other rights and remedies: (a) we may charge interest on the past due amount at the rate of 1.5% per month calculated daily and compounded monthly or, if lower, the highest rate permitted under applicable law; (b) you must reimburse us for all costs we incur in collecting any late payments or interest, including attorneys' fees, court costs, and collection agency fees; and (c) if such failure continues for ten (10) calendar days or more, we may suspend, in accordance with Section 2.7, Customer's and all other Authorized Users' access to any portion or all of the Schoolytics Services until such amounts are paid in full. All Fees and other amounts payable by you under this Agreement are exclusive of taxes and similar assessments. You are responsible for all sales, use, and excise taxes, and any other similar taxes, duties, and charges of any kind imposed by any federal, state, or local governmental or regulatory authority on any amounts payable by you hereunder, other than any taxes imposed on our net income.

6. Confidential Information. From time to time during the Term, you and we may disclose or make available to one another information about our respective business affairs, products, confidential intellectual property, trade secrets, third-party confidential information, and other sensitive or proprietary information, whether orally or in written, electronic, or other form or media, that would be considered confidential by a reasonable person given the nature of the information or the circumstances of its disclosure, whether or not marked, designated, or otherwise identified as "confidential" at the time of disclosure (collectively, "**Confidential Information**"). Confidential Information does not include information that, at the time of disclosure is: (a) in the public domain; (b) known to the receiving party; (c) rightfully obtained by the receiving party on a non-confidential basis from a third party; or (d) independently developed by the receiving party without use of, reference to, or reliance upon the other party's Confidential Information. The receiving party shall not disclose the disclosing party's Confidential Information to any person or entity, except to the receiving party's employees, agents, or subcontractors who have a need to know the Confidential Information for the receiving party to exercise its rights or perform its obligations hereunder and who are required to protect the Confidential Information in a manner no less stringent than required under this Agreement. Notwithstanding the foregoing, each party may disclose Confidential Information to the limited extent required (i) to comply with the order of a court or other governmental body, or as otherwise necessary to comply with applicable law, provided that the party making the disclosure pursuant to the order shall first have given written notice to the other party and made a reasonable effort to obtain a protective order; or (ii) to establish a party's rights under this Agreement, including to make required court filings. Each party's obligations of non-disclosure with regard to Confidential Information are effective as of the date such Confidential Information is first disclosed to the receiving party and will expire five (5) years after the termination or expiration of this Agreement; provided, however, with respect to any Confidential Information that constitutes a trade secret (as determined under applicable law), such obligations of non-disclosure will survive the termination or expiration of this Agreement for as long as such Confidential Information remains subject to trade secret protection under applicable law.

7. Privacy Policy. We comply with our privacy policy available at <https://www.schoolytics.io/privacy-policy> (the "**Privacy Policy**"), in providing the Schoolytics Services. The Privacy Policy is subject to change as described therein. By accessing, using, and providing information to or through the Schoolytics Services, you acknowledge that you have reviewed and accepted our Privacy Policy, and you consent to all actions taken by us with respect to your information in compliance with the then-current version of our Privacy Policy.

8. Intellectual Property Ownership; Feedback. As between you and us, (a) we own all right, title, and interest, including all intellectual property rights, in and to the Schoolytics Services and (b) you own all right, title, and interest, including all intellectual property rights, in and to Customer Data. If you or any of your employees, contractors, or agents sends or transmits any communications or materials to us by mail,

email, telephone, or otherwise, suggesting or recommending changes to the Schoolytics Services, including without limitation, new features or functionality relating thereto, or any comments, questions, suggestions, or the like ("**Feedback**"), we are free to use such Feedback irrespective of any other obligation or limitation between you and us governing such Feedback. All Feedback is and will be treated as non-confidential. You hereby assign to us on your behalf, and shall cause your employees, contractors, and agents to assign, all right, title, and interest in, and we are free to use, without any attribution or compensation to you or any third party, any ideas, know-how, concepts, techniques, or other intellectual property rights contained in the Feedback, for any purpose whatsoever, although we are not required to use any Feedback.

9. Limited Warranties and Warranty Disclaimer.

9.1 Mutual Warranties. Each party hereby represents and warrants to the other that: (a) it is duly organized in the jurisdiction of its formation; and (b) it has sufficient right and authority to enter into this Agreement and to perform its obligations and grant the rights it purports to grant hereunder without any conflict with the rights of others; and (c) its use or provision of the Schoolytics Services, as applicable, does not and will not violate any applicable laws.

9.2 Limited Warranty. We will provide the Schoolytics Services using a commercially reasonable level of care and skill. THE FOREGOING WARRANTY DOES NOT APPLY, AND SCHOOLYTICS STRICTLY DISCLAIMS ALL WARRANTIES, WITH RESPECT TO ANY THIRD-PARTY PRODUCTS.

9.3 Disclaimer of Other Warranties. EXCEPT FOR THE LIMITED WARRANTIES SET FORTH IN SECTIONS 9.1 AND 9.2, THE SCHOOLYTICS SERVICES ARE PROVIDED "AS IS" AND WE SPECIFICALLY DISCLAIM ALL WARRANTIES, WHETHER EXPRESS, IMPLIED, STATUTORY, OR OTHERWISE. WE SPECIFICALLY DISCLAIM ALL IMPLIED WARRANTIES OF MERCHANTABILITY, FITNESS FOR A PARTICULAR PURPOSE, TITLE, AND NON-INFRINGEMENT, AND ALL WARRANTIES ARISING FROM COURSE OF DEALING, USAGE, OR TRADE PRACTICE. SCHOOLYTICS MAKES NO WARRANTY OF ANY KIND THAT THE SCHOOLYTICS SERVICES, OR ANY PRODUCTS OR RESULTS OF THE USE THEREOF, WILL MEET YOUR OR ANY OTHER PERSON'S OR ENTITY'S REQUIREMENTS, OPERATE WITHOUT INTERRUPTION, ACHIEVE ANY INTENDED RESULT, BE COMPATIBLE OR WORK WITH ANY OF YOUR OR ANY THIRD PARTY'S SOFTWARE, SYSTEM, OR OTHER SERVICES, OR BE SECURE, ACCURATE, COMPLETE, FREE OF HARMFUL CODE, OR ERROR-FREE, OR THAT ANY ERRORS OR DEFECTS CAN OR WILL BE CORRECTED.

10. Indemnification.

10.1 Schoolytics Indemnification.

(a) We will indemnify, defend, and hold harmless you from and against any and all losses, damages, liabilities, deficiencies, claims, actions, judgments, settlements, interest, awards, penalties, fines, costs, or expenses of whatever kind, including reasonable attorneys' fees ("**Losses**"), incurred by you resulting from any third-party claim, suit, action, or proceeding ("**Third-Party Claim**") that the Schoolytics Services infringes or misappropriates, as applicable, such third party's copyrights or trade secrets, provided that you promptly notify us in writing of the Third-Party Claim, cooperates with us in the defense and settlement of the Third-Party Claim, and allow us sole authority to control the defense and settlement of such Third-Party Claim.

(b) If such a Third-Party Claim is made or we reasonably anticipate such a Third-Party Claim will be made, you agree to permit us, at our sole discretion, to (i) modify or replace the Schoolytics Services, or component or part thereof, to make it non-infringing, or (ii) obtain the right for you to continue to use the Schoolytics Services, or component or part thereof, without further infringement. If we determine that neither alternative is reasonably available, we may terminate this Agreement, in its entirety or with respect to the affected component or part, effective immediately on written notice to you. This Section 10.1(b) sets forth your sole remedies and our sole liability and obligation for any actual, threatened, or alleged Third-Party Claims that the Schoolytics Services infringe, misappropriate, or otherwise violate any intellectual property rights of any third party.

(c) This Section 10.1 will not apply to the extent that any such Third-Party Claim arises from: (i) Customer Data or Third-Party Products; (ii) any combination of the Schoolytics Services with any hardware, software, or other third-party materials not provided by us; (iii) any modifications to the Schoolytics Services made by anyone other than us; or (iv) any modifications to the Schoolytics Services made by us at your request or direction.

10.2 Customer Indemnification. To the fullest extent permissible under applicable law, you shall indemnify, hold harmless, and, at our option, defend us and our officers, directors, employees, agents, affiliates, successors, and assigns from and against any and all Losses arising from or relating to any Third-Party Claim (a) that the Customer Data, or any use of the Customer Data in accordance with this Agreement, infringes or misappropriates such third party's intellectual property rights; or (b) based on Customer's or any Authorized User's negligence or willful misconduct or use of the Schoolytics Services in a manner not authorized by this Agreement; provided that you may not settle any Third-Party Claim against us unless we consent to such settlement, and further provided that we will have the right, at our option, to defend ourselves against any such Third-Party Claim or to participate in the defense thereof by counsel of our own choice.

11. Limitations of Liability. IN NO EVENT WILL WE BE LIABLE TO YOU OR ANY THIRD-PARTY UNDER OR IN CONNECTION WITH THIS AGREEMENT UNDER ANY LEGAL OR EQUITABLE THEORY, INCLUDING BREACH OF CONTRACT, TORT (INCLUDING NEGLIGENCE), STRICT LIABILITY, OR OTHERWISE, FOR ANY: (a) CONSEQUENTIAL, INCIDENTAL, INDIRECT, EXEMPLARY, SPECIAL, ENHANCED, OR PUNITIVE DAMAGES; (b) INCREASED COSTS, DIMINUTION IN VALUE OR LOST BUSINESS, PRODUCTION, REVENUES, OR PROFITS; (c) LOSS OF GOODWILL OR REPUTATION; (d) USE, INABILITY TO USE, LOSS, INTERRUPTION, DELAY OR RECOVERY OF ANY DATA, OR BREACH OF DATA OR SYSTEM SECURITY; OR (e) COST OF REPLACEMENT GOODS OR SERVICES, IN EACH CASE REGARDLESS OF WHETHER SCHOOLYTICS WAS ADVISED OF THE POSSIBILITY OF SUCH LOSSES OR DAMAGES OR SUCH LOSSES OR DAMAGES WERE OTHERWISE FORESEEABLE. IN NO EVENT WILL OUR AGGREGATE LIABILITY ARISING OUT OF OR RELATED TO THIS AGREEMENT UNDER ANY LEGAL OR EQUITABLE THEORY, INCLUDING BREACH OF CONTRACT, TORT (INCLUDING NEGLIGENCE), STRICT LIABILITY, OR OTHERWISE EXCEED THE TOTAL AMOUNTS PAID TO SCHOOLYTICS UNDER THIS AGREEMENT IN THE TWELVE (12) MONTH PERIOD PRECEDING THE EVENT GIVING RISE TO THE CLAIM OR \$1,000, WHICHEVER IS GREATER.

12. Term and Termination.

12.1 Term. The term of this Agreement begins on the Effective Date and continues until terminated. The Schoolytics Services shall not automatically renew. District 300 will have the option to renew annual agreement and will communicate to Schoolytics.

12.2 Termination. In addition to any other express termination right set forth in this Agreement:

(a) Termination for Convenience. Either party may terminate this Agreement for any reason upon thirty (30) days' advance notice to the other party; provided that (i) if we do so, we will refund to you any amounts you prepaid for the time period after termination; and (ii) if you do so, you will not be entitled to a refund of any kind, for any reason.

(b) Termination for Uncured Material Breach. Either party may terminate this Agreement, effective on written notice to the other party, if the other party materially breaches this Agreement, and such breach: (i) is incapable of cure; or (ii) being capable of cure, remains uncured thirty (30) calendar days after the non-breaching party provides the breaching party with written notice of such breach.

(c) Other Termination for Cause. Either party may terminate this Agreement, effective immediately upon written notice to the other party, if the other party: (i) becomes insolvent or is generally unable to pay, or fails to pay, its debts as they become due; (ii) files or has filed against it, a petition for voluntary or involuntary bankruptcy or otherwise becomes subject, voluntarily or involuntarily, to any proceeding under any domestic or foreign bankruptcy or insolvency law; (iii) makes or seeks to

make a general assignment for the benefit of its creditors; or (iv) applies for or has appointed a receiver, trustee, custodian, or similar agent appointed by order of any court of competent jurisdiction to take charge of or sell any material portion of its property or business.

12.3 Effect of Termination. Upon termination of this Agreement, you shall immediately discontinue use of the Schoolytics IP. No expiration or termination of this Agreement will affect your obligation to pay all Fees that may have become due before such expiration or termination or entitle you to any refund.

12.4 Survival. Sections 2.5, 5, 6, 10, 11, 12, 14, 15, 16, and 17, and the DPA to the extent reasonably necessary to comply with applicable laws, and any right, obligation, or required performance of the parties in this Agreement which, by its express terms or nature and context is intended to survive termination or expiration of this Agreement, will survive any such termination or expiration.

13. Modifications. No amendment to or modification of this Agreement is effective unless it is in writing and signed by an authorized representative of each party.

14. Export Regulation. The Schoolytics Services utilize software and technology that may be subject to US export control laws, including the US Export Administration Act and its associated regulations. You shall not, directly or indirectly, export, re-export, or release the Schoolytics Services or the software or technology included in the Schoolytics Services to, or make the Schoolytics Services or the software or technology included in the Schoolytics Services accessible from, any jurisdiction or country to which export, re-export, or release is prohibited by law, regulation, or rule. You shall comply with all applicable federal laws, regulations, and rules, and complete all required undertakings (including obtaining any necessary export license or other governmental approval), prior to exporting, re-exporting, releasing, or otherwise making the Schoolytics Services or the software or technology included in the Schoolytics Services available outside the US.

15. US Government Rights. Each of the software components that constitute the Schoolytics Services and the Documentation is a "commercial item" as that term is defined at 48 C.F.R. § 2.101, consisting of "commercial computer software" and "commercial computer software documentation" as such terms are used in 48 C.F.R. § 12.212. Accordingly, if you are an agency of the US Government or any contractor therefor, you receive only those rights with respect to the Schoolytics Services and Documentation as are granted to all other end users, in accordance with (a) 48 C.F.R. § 227.7201 through 48 C.F.R. § 227.7204, with respect to the Department of Defense and their contractors, or (b) 48 C.F.R. § 12.212, with respect to all other US Government customers and their contractors.

16. Governing Law and Jurisdiction.

- a) For U.S. City, County, and State Government Entities. If Customer is a U.S. city, county, or state government entity, then this Agreement will be silent regarding governing law and venue.
- b) For All Other Entities. This Agreement is, and all matters relating hereto shall be, governed by and construed in accordance with the internal laws of the State of Illinois without giving effect to any choice or conflict of law provision or rule that would require or permit the application of the laws of any jurisdiction other than those of the State of Illinois. Any legal suit, action, or proceeding arising out of or related to this Agreement or the rights granted hereunder must be instituted exclusively in the federal courts of the United States or the courts of the District of Columbia in each case located in Washington, DC, and each party irrevocably submits to the exclusive jurisdiction of such courts in any such suit, action, or proceeding.

17. Miscellaneous. This Agreement constitutes the entire agreement and understanding between the parties hereto with respect to the subject matter hereof and supersedes all prior and contemporaneous understandings, agreements, representations, and warranties, both written and oral, with respect to such subject matter. Any notices to us must be sent via email to support@schoolytics.io, return receipt requested, and are deemed given upon receipt by us. Any notices to you will be sent to the email address you have on file with us and you hereby consent to receiving electronic communications from us. Electronic communications we may send you include notices about applicable fees and charges, transactional information, and other information concerning or related to the Schoolytics Services. You agree that any notices, agreements, disclosures, or other communications that we send to you

electronically will satisfy any legal communication requirements, including that such communications be in writing. The invalidity, illegality, or unenforceability of any provision herein does not affect any other provision herein or the validity, legality, or enforceability of such provision in any other jurisdiction. Any failure to act by us with respect to a breach of this Agreement by you or others does not constitute a waiver and will not limit our rights with respect to such breach or any subsequent breaches. This Agreement is personal to you and may not be assigned or transferred for any reason whatsoever without our prior written consent and any action or conduct in violation of the foregoing will be void and without effect. We expressly reserve the right to assign this Agreement and to delegate any of our obligations hereunder. Upon reasonable notice, we may audit, at our expense, your use of the Schoolytics Services to ensure past and ongoing compliance with this Agreement.

## Appendix 1

### Student Data Protection Addendum

This Student Data Protection Addendum (this "**DPA**") is entered into by and between the school customer, including schools, school districts, teachers, and authorized school users and administrators (for purposes of this DPA, "**School**") and Schoolytics, Inc. ("**Schoolytics**") and is effective as of the Effective Date.

The purpose of this DPA is to describe the duties and responsibilities to protect Student Data (defined below) collected, used and processed by Schoolytics at the direction of the School and Schoolytics' users pursuant to the Agreement, including compliance with all applicable Privacy Laws (defined below). Pursuant to and as fully described in the Agreement, Schoolytics has agreed to provide the Schoolytics Services. In the course of providing the Schoolytics Services, Schoolytics may collect or have access to Student Data (defined below).

1. Definitions. The capitalized defined terms used in this DPA will have the meanings set forth in this Section 1 and as otherwise defined herein. Capitalized terms not defined in this DPA have the meanings given them in the Terms. In the event of a conflict, definitions used in this DPA shall prevail over terms used in all other writings, including, but not limited to, the Terms, privacy policies or any other terms of service.

1.1 **"De-identified Data"** means the Student Data from which all Personally Identifiable Information, including direct and indirect identifiers, has been permanently removed or obscured so the remaining information does not reasonably identify an individual and there is no reasonable basis to believe that the information can be used to identify an individual.

1.2 **"Personally Identifiable Information"** means any information and metadata that, alone or in combination, is linked or linkable to a specific student so as to allow a reasonable person in the school community who does not have knowledge of the relevant circumstances, to identify the student with reasonable certainty. Personally identifiable information will include, but is not limited to, at least the following: first and last name, the name of the student's parent or family member, telephone number, student identifiers, photos, videos, home address, email address, social security numbers, financial account numbers, biometric identifiers, as well as other indirect identifiers such as the student's date of birth or gender.

1.3 **"Privacy Laws"** means all federal statutes that govern the privacy of student information, including: the Federal Family Educational Rights and Privacy Act ("**FERPA**"), 20 U.S.C. § 1232(g); Children's Online Privacy Protection Act ("**COPPA**"), 15 U.S.C. 6501-6502; Protection of Pupil Rights Amendment ("**PPRA**"), 20 U.S.C. 1232; and applicable state laws governing the protection of Personally Identifiable Information from students' educational records.

1.4 **"Student Data"** means any data, whether gathered by Schoolytics or provided by School or its users, that is Personally Identifiable Information or descriptive of the student including, but not limited to, information that allows physical or online contact, grades, evaluations, disabilities, socioeconomic information, food purchases, voice recordings, or geolocation information. To the extent that U.S. law applies, Student Data may include "educational records" as defined in FERPA (20 U.S.C. § 1232(g)). Student Data will not include De-identified Data.

2. Data Ownership and Authorized Access.

2.1 Ownership and Control. Schoolytics will access and process Student Data solely for the purposes of providing an outsourced institutional function pursuant to FERPA 34 CFR Part 99.31(a)(1). In providing the Schoolytics Services, Schoolytics will be considered a "School Official" (as defined in FERPA) with a legitimate educational interest in the Student Data, under the direction and control of School as it pertains to the use of Student Data. As between the parties, the School owns all right, title, and interest to all Student Data processed by Schoolytics pursuant to the Agreement, and Schoolytics does not own, control, or license such Student Data, except as to provide the Schoolytics Services and as described in the Agreement. Student Data shall not include information a student or other individual may provide to Schoolytics independent of the student's engagement in the Schoolytics Services at the direction of the School.

2.2 Account Creation. School accounts must be (a) created by a teacher (for example, when a teacher creates the user name, login and password to establish a School account, or when the teacher uses Google Classroom or similar single sign-on service); or (b) created by a School or authorized School official at the direction of a School, using a School email address and associated with a School's class on the Schoolytics Services. User accounts created with a personal email address will not be Student Records but will remain subject to the privacy protections set out in the Schoolytics Privacy Policy. School is solely responsible for ensuring the creation of accounts on the Schoolytics Services complies with these requirements. If you are accessing or using the Schoolytics Services on behalf of a company, entity, or organization then you represent and warrant that you are an authorized representative of School with the authority to bind such organization to these terms, and that you agree to these terms on behalf of such organization.

2.3 Consents and Authority. School represents and warrants that: (a) School has the authority to provide Student Data to Schoolytics, and to allow Schoolytics to access, collect, process, and otherwise use Student Data as set forth in the DPA and for the purpose of providing the Schoolytics Services; and (b) School has provided appropriate disclosures to, and received appropriate consents from, School's students and end users regarding School's sharing of Student Data with Schoolytics and/or Schoolytics' access, collection, processing, and other use of the Student Data as set forth in the DPA, to the extent such disclosures or consents are required by applicable law or by School's agreements.

2.4 Third-Party Student Data Access. School acknowledges and agrees that Schoolytics may permit its employees, subcontractors, subprocessors, service providers and agents (collectively, "**Subcontractors**") to access Student Data provided that they have a legitimate need to access such information in connection with their responsibilities in providing services to Schoolytics. Schoolytics will require all such Subcontractors involved in the handling, transmittal, and/or processing of Student Data to enter into written agreements to protect Student Data in a manner no less stringent than the terms of this DPA. Schoolytics will maintain a record of all Subcontractors that access or receive Personally Identifiable Information contained in Student Data pursuant to this section, and will provide copies of such record to School upon request.

2.5 Third-Party Requests for Access. Should a third party, including law enforcement and government entities, contact Schoolytics with a request to access data held by Schoolytics as part of its provision of the Schoolytics Services, Schoolytics will redirect the third party to request the data directly from School, unless and to the extent that Schoolytics reasonably believes it must grant such access to the third party because the data disclosure is necessary: (a) pursuant to a court order or legal process, (b) to comply with applicable laws, (c) to enforce the Agreement, or (d) if Schoolytics believes in good faith that such disclosure is necessary to protect the rights, property or personal safety of Schoolytics' users, employees or others. Schoolytics will notify the School in advance of a compelled disclosure to a third party unless legally prohibited.

### 3. Duties of School.

3.1 School Compliance with Privacy Laws. With regard to data that School permits Schoolytics to collect or access pursuant to the Agreement, School agrees to uphold its responsibilities under laws governing the privacy of Student Data, including the Privacy Laws and to grant Schoolytics access to such data only to the extent permitted by the Privacy Laws. School acknowledges and agrees that, to the extent applicable, School as an educational institution provides consent for Schoolytics to collect Student Data about students, as permitted under applicable Privacy Laws. School represents, warrants, and covenants to Schoolytics that it shall not provide information to Schoolytics from any student or parent/legal guardian that has opted out of the disclosure of "Directory Information" as defined in FERPA.

3.2 License Grant. School hereby grants, and represents and warrants that School has all rights necessary to grant, to Schoolytics a non-exclusive, royalty-free, worldwide license during the Term to use, transmit, distribute, modify, reproduce, display, and store the Student Data solely for the purposes of providing the Schoolytics Services as contemplated by the Agreement, and as otherwise described herein.

3.3 Reasonable Security Precautions and Notice. School will take reasonable precautions to secure usernames, passwords and any other means of gaining access to the Schoolytics Services and to data shared pursuant to the DPA. School will notify Schoolytics promptly of any known or suspected unauthorized access to School's account, Student Data and/or to Schoolytics' systems. School will assist Schoolytics in any efforts by Schoolytics to investigate and respond to any incident involving such unauthorized access.

3.4 School Representative. At Schoolytics's request, School will designate an employee or agent of School as the School representative for the coordination and fulfillment of the duties of this DPA.

#### 4. Duties of Schoolytics.

4.1 Schoolytics Compliance with Privacy Laws. With regard to Student Data that School permits Schoolytics to collect or access pursuant to the Agreement, Schoolytics agrees to uphold its responsibilities, and to support School in upholding School's responsibilities, under applicable Privacy Laws.

4.2 Permitted Use of Student Data. Schoolytics may use, transmit, distribute, modify, reproduce, display, and store the Student Data shared pursuant to the Agreement solely for the purposes of: (a) providing the Schoolytics Services as contemplated by the Agreement, and as otherwise described herein; (b) maintaining, supporting, evaluating, diagnosing, improving and developing the Schoolytics' website, Schoolytics Services and applications; (c) enforcing its rights under the Agreement; (d) as otherwise authorized under the applicable Privacy Laws; and (e) as permitted with the consent of the parent or guardian, student, and/or School. For clarity and without limitation, Schoolytics may use Student Data for adaptive learning purposes or customized student learning and to provide recommendation engines to recommend content or services relating to school purposes or other educational or employment purposes, provided such recommendation is not determined in whole or in part by payment or other consideration from a third party. Schoolytics shall not use Personally Identifiable Information contained in Student Data for any purpose other than as explicitly specified in this DPA.

4.3 Restrictions on Disclosure of Student Data. Schoolytics will not sell, disclose, transfer, share or rent any data obtained under the Agreement in a manner that directly identifies an individual student to any other entity other than the School except: (a) to the extent set forth in the Agreement; (b) as directed by School; or (c) as otherwise described in Section 2 of this DPA.

4.4 Restrictions on Use of Student Data for Advertising. Schoolytics is prohibited from using Student Data to: (a) advertise or market to students or to direct targeted online advertising to students, (b) advertise or market educational products and services to parents/guardians; (c) develop a profile of a student; parent/guardian or group, other than for the purpose of providing educational services or as authorized by School or by a parent/guardian; or (d) for any other commercial purpose unless authorized by School or permitted by applicable law. Notwithstanding the foregoing, nothing in this section shall be read to prohibit Schoolytics from: (i) marketing educational products and services directly to School's employees so long as the marketing does not result from the use of Student Data obtained by Schoolytics from providing the Schoolytics Services; (ii) using Student Data to recommend educational products or services to School's employees so long as the recommendations are not based in whole or in part by payment or other consideration from a third party; and (iii) using aggregate information to inform, influence or enable marketing, advertising, or other commercial efforts by Schoolytics.

4.5 Permitted Use of De-identified Data. Notwithstanding anything to the contrary herein, Schoolytics may use and disclose De-identified Data for the purposes of the development and improvement of educational sites, services, applications, or to demonstrate the effectiveness of Schoolytics' products or services.

4.6 Student Data Deletion or Disposition. School may request in writing that Schoolytics delete or retrieve Student Data in Schoolytics' possession at any time, which request Schoolytics will then comply within a commercially reasonable period of time not to exceed thirty (30) days. Schoolytics will continue to maintain a copy of Student Data subject to a retrieval request unless and until Schoolytics receives a deletion request. Upon termination of the Agreement, Schoolytics will automatically delete or destroy all Student Data in its possession within sixty (60) days of the end of the term of the Agreement, except to the extent School submits a data retrieval and transfer request and the parties transfer and

delete Student Data according to a schedule and procedures as the parties may reasonably agree upon. Schoolytics is not authorized to maintain Student Data beyond the time reasonably needed to complete the disposition. The duty to dispose of Student Data will not extend to De-identified Data.

4.7 Change of Control. In the event Schoolytics sells, divests, or otherwise transfers all or a portion of its business assets relating to this Agreement to a third party, Schoolytics may transfer Student Data to the new owner provided that (a) the new corporate owner intends to maintain and provide the Schoolytics Services as a going concern and the new owner has agreed to data privacy standards no less stringent than those provided herein; or (b) Schoolytics will give notice to School and an opportunity to opt out of the transfer of Student Data.

## 5. Data Security and Data Breach.

5.1 Data Security. Schoolytics will implement commercially reasonable administrative, physical and technical safeguards designed to secure Student Data from unauthorized access, disclosure, or use, which may include data encryption, firewalls, physical access controls to buildings and files, and, when the Schoolytics Services is accessed using a supported web browser, Secure Socket Layer or equivalent technology will be employed. Schoolytics will provide data privacy and security training to employees who have access to Student Data or who operate or have access to system controls, and will require employees to adhere to data confidentiality terms providing for the protection of Student Data in a manner consistent with the terms of this DPA. Access to Student Data and Schoolytics' systems will be limited to only those employees and trusted third parties that have a need-to-know basis based on specific job function or role.

5.2 Data Security Incident. If Schoolytics has reason to believe that Student Data is disclosed to or acquired by an unauthorized individual(s) (a "**Security Incident**"), then Schoolytics will fully investigate the incident and to take reasonable steps to remediate systems and controls and to mitigate any potential harm to individuals which may result from the Security Incident and cooperate with School's investigation of the Security Incident.

5.3 Notification to School. Schoolytics will promptly notify School after Schoolytics determines that School's Personally Identifiable Information was affected by the Security Incident, and, to the extent known, identify: (a) the nature of the Security Incident, (b) the steps Schoolytics has executed to investigate the Security Incident, (c) the types of personal information which was subject to the unauthorized disclosure or acquisition, (d) the cause of the Security Incident, if known, (e) the actions Schoolytics has done or will do to remediate any deleterious effect of the Security Incident, and (f) the corrective action Schoolytics has taken or will take to prevent a future Security Incident.

5.4 Notification to Individuals. To the extent School determines that the Security Incident triggers third party notice requirements under applicable laws, as the owner of the Student Data, the School shall be responsible for the timing and content of the notices to be sent. Except as otherwise required by law, Schoolytics will not provide notice of the Security Incident directly to individuals whose personal information was affected, to regulatory agencies, or to other entities, without first providing written notice to School. Schoolytics will be responsible for, and will bear, all notification related costs arising out of or in connection with the Security Incident, subject to any limitations of liability terms contained in the Agreement. For clarity and without limitation, Schoolytics will not be responsible for costs associated with voluntary notification which is not legally required. With respect to any Security Incident which is not due to acts or omissions of Schoolytics or its agents, Schoolytics will reasonably cooperate in performing the activities described above, as School requests, at School's reasonable expense.

## 6. Miscellaneous.

6.1 Term. The parties will be bound by the provisions of this DPA for the duration of the Agreement or so long as Schoolytics maintains Student Data.

6.2 Limitation of Liability. Unless otherwise agreed upon by the parties in writing, the limitation of liability provision set forth in the Terms will govern this DPA.

6.3 Priority of Agreements. This DPA will govern the treatment of Student Data in order to comply with Privacy Laws. In the event there is conflict between the terms of this DPA and the Terms or other document, bid, RFP, or writing, the terms of this DPA will govern and take precedence to the extent

of the conflict, unless and to the extent the parties mutually execute terms to protect Student Data that are no less stringent than those provided herein and the parties mutually agree that such terms shall take precedence over this DPA.. Except as described in this paragraph herein, all other provisions of the Agreement will remain in effect including provisions establishing governing law and venue in the Terms or any other agreement between the parties, which the parties mutually agree will take precedence over the Terms.

6.4 Severability. Any provision of this DPA that is prohibited or unenforceable in any jurisdiction will, as to such jurisdiction, be ineffective to the extent of such prohibition or unenforceability without invalidating the remaining provisions of this DPA, and any such prohibition or unenforceability in any jurisdiction will not invalidate or render unenforceable such provision in any other jurisdiction. Notwithstanding the foregoing, if such provision could be more narrowly drawn so as not to be prohibited or unenforceable in such jurisdiction while, at the same time, maintaining the intent of the parties, it will, as to such jurisdiction, be so narrowly drawn without invalidating the remaining provisions of this DPA or affecting the validity or enforceability of such provision in any other jurisdiction.



# Schoolytics

## Community Unit School District 300 - 2024-2025 Renewal

### Community Unit School District 300

2550 Harnish Drive  
Algonquin, IL 60102  
United States

### Schoolytics

611 Pennsylvania Ave., SE  
#193  
Washington, DC 20003  
United States

Reference: 20240411-132929135  
Quote created: April 11, 2024  
Quote expires: July 10, 2024

**Prepared by: Aaron Wertman**

aaron@schoolytics.com

**Total** **\$80,000.00**

PRODUCTS & SERVICES	QUANTITY	PRICE
Unified Data Platform	20,000	\$80,000.00 / year for 1 year
<b>SUMMARY</b>		
Annual subtotal		\$80,000.00

<b>Total</b>	<b>\$80,000.00</b>
--------------	--------------------

**Comments**

**Purchase terms**

12 Month purchase for 24-25 Academic Year.





# Schoolytics

## Community Unit School District 300 - MTSS

**Community Unit School District 300**

2550 Harnish Drive  
Algonquin, IL 60102  
United States

**Schoolytics**

611 Pennsylvania Ave., SE  
#193  
Washington, DC 20003  
United States

Reference: 20240411-132728219

Quote created: April 11, 2024

Quote expires: July 10, 2024

**Prepared by: Aaron Wertman**

aaron@schoolytics.com

**Total** **\$60,000.00**

PRODUCTS & SERVICES	QUANTITY	PRICE
MTSS Add-on	20,000	\$60,000.00 / year for 1 year
<b>SUMMARY</b>		
Annual subtotal		\$60,000.00

<b>Total</b>	<b>\$60,000.00</b>
--------------	--------------------

**Comments**

**Purchase terms**

MTSS add-on to core Student Data Platform.  
12 Month purchase for 24-25 Academic Year.





# DISTRICT 300

## COMMUNITY UNIT SCHOOL DISTRICT NO. 300 BOARD of EDUCATION MEMO

**DATE:** July 23, 2024

**TO:** Dr. Martina Smith, Superintendent  
Board of Education

**FROM:** Shelley Nacke, Assistant  
Superintendent of Education Services

<b>Presented at the following Board Meetings</b>	
<b>Board Operations Committee</b>	
<b>Policy/Legislative</b>	
<b>School Utilization</b>	
<b>BOE 1<sup>st</sup> Reading</b>	7/23/2024
<b>BOE 2<sup>nd</sup> Reading</b>	7/23/2024

**SUBJECT:** Family Services Association of Greater Elgin Partnership MOU

### Background

D300 and Family Service Association of Greater Elgin Area agree to work collaboratively on behalf of students and their families. Schools served under this have been: DCHS, Jacobs, CMS, Golfview, Lakewood, Perry and Parkview. D300 has had a partnership with Greater Elgin for over 15 years to support students' needs with mental health and truancy. As part of this agreement, the Family Service Association of Greater Elgin Area will assure the provision of consultation, education, screening, assessing, referring, treatment and coordination of services for D300 youth in need of mental health services (on-site and off-site) for post-hospitalization, emergency situations and truancy prevention and support. Historically, this program has been provided at no cost to the district due to a grant through Family Service Association of Greater Elgin Area, however, the grant has come to an end.

Due to the grant ending, if services are to continue a charge will be given. District 300 and Family Service Association of Greater Elgin Area have partnered for another grant through the Kane County Health Department; if approved the costs will be lower and Jacobs will be billed separately due to it not being located within Kane County boundaries.

### Administrative Recommendation

After review of the past years data (attached in packet), the Administration recommends approval of this agreement as presented for continued support of students.

### Fiscal Impact

Funding will be provided through either the Behavior MTSS budget or the Education Services budget.

Costs for School-Based Mental Health (SBMH) with Truancy and Crisis Positions = \$597,541.33

Reimbursable amounts= \$294,218.66

- Grants (Not annualized) = \$31,000.00
- Medicaid Fees= \$1,633.33
- MCO Billing= \$261,585.33

Cost to District= \$303,322.66

- Full time SBMH Manager and assistant
- 2 Full time Engagement specialists for truancy
- 1 Full time Clinical Care Worker
- 3 Full time School Based Mental Health Therapists
- 1 Full time Group Specialist

**PARTNERSHIP BETWEEN  
COMMUNITY UNIT SCHOOL DISTRICT 300 and  
FAMILY SERVICE ASSOCIATION of GREATER ELGIN  
AREA**

**1. MISSION**

The mission of this School-Community Partnership is to create, integrate and leverage existing and new school/community partnerships to develop a full continuum of systematic interventions based on data. The mission of the partnership supports the mission of the schools: academic success for all.

**2. STATEMENT OF NEED/PURPOSE OF AGREEMENT**

In response to the growing mental health and social/emotional needs of students, School District 300 with the help of its community partners agree to work collaboratively on behalf of students and their families.

The services or programs encompass systems for providing intensive mental health care.

**3. RELATIONSHIP BETWEEN PARTIES**

THIS AGREEMENT is made as of this DATE, by and between the Board of Education of Community Unit School District 300, hereinafter referred to as the "District," and Family Service Association, hereinafter referred to as "FSA." The term of the contract will be effective August 1, 2024 through July 31, 2025. The Parties shall have the option to renew this Agreement at the end of the term by mutual, written agreement. At any time, the District or FSA may terminate this contract by giving 30 days prior written notice to the other party, without incurring any liability.

**4. INDEPENDENT CONTRACTOR**

It is understood and agreed that the relationship of Family Service Association to the District is and shall continue to be that of an independent contractor and neither FSA nor any of Partner's staff, agents, employees or subcontractors shall be entitled to receive District employee benefits. It is further understood and agreed that the District shall not be responsible for, nor incur any liability for, any State or Federal withholding or other taxes or for FICA or State unemployment insurance for the Family Service Association, its agents, employees or subcontractors, and the payment of any such taxes incurred or due by the Partner shall be the sole responsibility of the Family Service Association. The Family Service Association agrees that neither FSA nor its staff or subcontractors shall represent themselves as employees or agents of the District.

If fees are to be paid, FSA shall provide the District with a valid taxpayer identification number as defined by the United States Internal Revenue Code including, but not limited to, a social security number or a federal employer identification number.

**5. CONTACT INFORMATION OF BOTH PARTIES**

All written notices and communications concerning this Agreement shall be sent by the District to FSA, Chief Executive Officer and shall be addressed to:

Janeth Barba, Chief Executive Officer, 1752 Capital St #100, Elgin IL 60124  
(Include name, title, and mailing address)

All written notices and communications concerning this Agreement shall be sent by FSA to the District and shall be addressed to: DISTRICT CONTACT

## **6. EXPECTATIONS OF BOTH PARTIES**

### **Description of Services**

The District will:

- a. Provide facility space for FSA that is appropriate for confidentiality for the delivery of program services and activities.
- b. Maintain ongoing, consistent communication with FSA.
- c. Provide data necessary for evaluation of this service to the local evaluator(s).
- d. Follow established protocols that specify procedures for: a) Who refers, b) How and to who to refer (phone/written), c) When to refer, for what reasons, d) What action is taken with the referral, e) How communications and feedback are handled regarding referral.

### **Family Service Association will:**

- a. Assure the provision of consultation, education, screening, assessing, referring, treatment and coordination of services for youth in need of mental health services (on-site and off-site).
- b. Collaborate with the District and other project partners to ensure the linkage and delivery of services that respond to the family's needs, with client consent. (Includes, but is not limited to: mental health assessment and mental health services).
- c. Comply with State and Federal law concerning confidentiality of mental health records, including but not limited to, the Illinois School Student Records Act (ISSRA), Family Educational Rights and Privacy Act (FERPA), Mental Health and Developmental Disabilities Confidentiality Act, and HIPAA, and their implementing regulations.
- d. Follow established protocols that specify procedures for: a) Who refers, b) How and to who to refer (phone/written), c) When to refer, for what reasons, d) What action is taken with the referral, e) How communications and feedback are handled regarding referral.

## **7. CONFIDENTIALITY**

- a. Confidential Information. In performance of Services to the District, Family Service Association may have access to or receive certain information that is not generally known to others including, but not limited to, school, student, Parent and teacher information ("Confidential Information"). FSA agrees not to use or disclose any Confidential Information or any information, records, reports, deliverables or documents collected, prepared or generated as a result of this Agreement ("Work Product") without the prior written consent of the District and/or the student's parent, as required by law. FSA further agrees to (a) receive and hold in confidence all Confidential Information and Work Product, and (b) use such Confidential Information and Work Product solely for purposes of performing Services hereunder, and (c) protect and safeguard all Confidential Information and Work Product from unauthorized disclosure. Dissemination of Information. In the event that FSA is presented with a request for documents by any administrative agency or with a *subpoena duces tucem* regarding any records, data, or Work Product which may be in Family Services Association possession as a result of Services under this Agreement, FSA shall immediately give notice to the District and its General Counsel with the understanding that the District shall have the opportunity to contest such process by any means available to it prior to submission of any documents to a court or other third party. FSA will not be obligated to

withhold delivery of documents beyond the time ordered by a court of law or administrative agency, unless the request for production or subpoena is quashed or withdrawn, or the time to produce is otherwise extended. FSA agrees to cause its personnel, staff and/or subcontractors, if any, to undertake the same obligations of confidentiality agreed to by FSA under this Agreement.

- b. Student Records. FSA acknowledges that school student records as defined by ISSRA, and education records as defined by FERPA are confidential. FSA agrees to protect this information and to ensure the confidentiality of any and all information in its possession regarding participating District students. FSA shall not disclose to the public or any third party the identity of any student eligible for or receiving services without the written permission of the student (if 18 years old) or the student's parent/guardian. Any use of information contained in student education records to be released must be approved by the District. To protect the confidentiality of student education records, FSA will limit access to those employees who reasonably need access to them in order to perform their responsibilities under this Agreement.
- c. Survival. The provisions of this Section shall survive the termination or expiration of this Agreement.
- d. Breach of Confidentiality. In the event that either party is in breach of any provision(s) of this Article, it shall immediately advise the other party and take steps to remedy such breach, including, but not limited to protecting against the consequences of any disclosure or use of Confidential Information in violation of this Agreement. Both parties acknowledge that use or disclosure of the confidential information, in any manner inconsistent with this Agreement or law, may result in irreparable and continuing damage and that the party damaged by the disclosure shall have the right to seek legal and equitable relief, including injunctive relief, without the necessity of posting bond or other security necessary to protect against any such breach or threatened breach, including, without limitation, injunctive relief.

## **8. MONITORING AND EVALUATION**

The Parties will evaluate the implementation of the Agreement annually. The Parties will develop criteria based on expected outcomes to evaluate the implementation of the Agreement using existing review data and monitoring procedures of each school community partnership.

Activities may include services or programs encompass systems for providing intensive care.

## **9. TARGET POPULATION**

The program will target school-age children who attend the District with a mental health crisis and/or history of mental illness who require mental health services.

## **10. CONDITIONS OF USE OF DISTRICT FACILITIES AND RIGHT OF ACCESS**

If FSA is to use District facilities in connection with the Services, said use shall be in accordance with the following terms and conditions:

- a. Facilities and Equipment Usage. FSA, its employees and agents performing services, shall be permitted to enter upon and utilize District facilities in connection with the performance of its services hereunder, subject to the terms and conditions contained herein and those rules established by the District and the school. FSA

shall provide advance notice to the school Principal, or his/her designee, for any such intended use of school property to furnish Services hereunder. In those instances where Family Service Association is authorized to utilize a District facility and related equipment to provide Services, Family Service Association shall establish a usage schedule.

- b. Conditions of Use. FSA accepts the school premises and equipment in as-is condition and FSA is solely responsible for determining that such premises and equipment are suitable for its program use. Consent to enter upon and use District property given by the Principal shall not create, nor be deemed to imply, the creation of any additional responsibilities on the part of the District. The Principal or designee shall have the authority to the maximum extent possible to direct and condition FSA use of a school in performing the Program set forth herein. FSA shall not conduct any other business or commercial activity on District property other than the Program set forth herein without the prior approval of the District. FSA shall use, and shall cause each of its employees and agents to use, the highest degree of care when entering upon and utilizing any property owned by the District in connection with the Services. FSA shall be responsible for all costs associated with the repair and restoration of any school property that is damaged as a result of FSA usage, reasonable wear and tear excepted. FSA shall comply and shall cause each of its employees and agents, to comply with any and all instructions, requirements and licenses for the use of such property. Any and all third party claims, suits or judgments, costs or expenses, including attorney's fees arising from, by reason of, or in connection with any such entries shall be treated in accordance with the insurance and indemnification provisions contained in this Agreement.

## **11. RECORD KEEPING/DOCUMENTATION RETENTION**

**Records.** FSA will keep working files for each student in their electronic health record system. Policies regarding access and maintenance of records, including electronic records, will be provided to the District upon request. All of the school student records maintained by the District that are used by FSA or its Personnel in connection with the provision of services under this Agreement shall be and remain the property of the District. FSA and its Personnel shall have the right to use school student records as may be permitted by law and by the District, and otherwise in accordance with this Agreement

## **12. ROLES AND QUALIFICATIONS OF STAFF**

**Professional Licensure and Certification.** In the event that the services to be provided by FSA must by law be provided by individuals who are licensed and/or certified, FSA shall only assign individuals to provide services under this Agreement who are licensed, certified, and/or credentialed in accordance with the law. All such individuals assigned by FSA to provide services shall maintain their license and/or certification in good standing during the term of this Agreement. FSA shall, prior to providing services, submit documentation that the individuals assigned to provide services are properly credentialed and are licensed and/or certified to the District, upon request.

## **13. BACKGROUND CHECKS & HEALTH SCREENINGS**

FSA represents and warrants that it shall make any employee, agent, and/or subcontractor providing services under this Agreement available to the District for the purpose of submitting to an Illinois and national fingerprint-based criminal history records check and checks of the Statewide Sex Offender Database and the Statewide Child Murderer and Violent Offender Against Youth Database ("Records Check") in accordance with the Illinois School Code (105 ILCS

5/10-21.9). FSA understands and agrees that it shall not allow any non-District employees, agents and subcontractors providing services under this Agreement to have direct regular contact with a student until a Records Check has been conducted for such person and the results of the Records Check satisfies the requirements of 105 ILCS 5/10-21.9. FSA shall not send to any District building or property any employee, agent, or subcontractor who would be prohibited from being employed by the District due to a conviction of a crime listed in 105 ILCS 5/10-21.9; who is listed in the Illinois Sex Offender Registry or the Illinois Murderer and Violent Offender Against Youth Registry; or who has been found to be a perpetrator of sexual or physical abuse of a minor under 18 years of age pursuant to proceedings under Article II of the Juvenile Court Act. The District must provide a copy of the report to the individual employee, agent, or subcontractor, but is not authorized to release it to FSA. FSA shall reimburse the District for the cost of the criminal history records check.

In addition, in accordance with 105 ILCS 5/24-5, FSA shall ensure, at its own expense, that all employees, agents and subcontractors providing services under this Agreement are in good health and free from communicable disease which shall include, but not be limited to, tuberculosis.

#### **14. INSURANCE**

FSA, at its own expense, shall procure and maintain insurance for all operations under the Agreement, whether performed by FSA or by subcontractors. All insurers shall be licensed by the State of Illinois and rated A-VII or better by A.M. Best or a comparable rating service. FSA shall submit to the District satisfactory evidence of the following insurance coverage as applicable:

- a. Workers' Compensation and Employers' Liability Insurance. Workers' Compensation Insurance covering all costs, statutory benefits, and liabilities under State Workers' Compensation and similar laws for FSA's respective employees and if FSA will be on the District's premises, the Workers' Compensation Insurance must provide an alternative employer endorsement.
- b. Commercial General Liability Insurance. Commercial General Liability Insurance or equivalent with limits of not less than One Million and 00/100 Dollars (\$1,000,000.00) per occurrence and Two Million and 00/100 Dollars (\$2,000,000.00) in the aggregate for bodily injury, personal injury, and property damage liability. Coverage shall include, but not be limited to: all operations, contractual liability, independent contractors, products/completed operations (for a minimum of two (2) years following completion) and defense. The insurance shall include sexual abuse and molestation coverage if FSA will be on District premises. .
- c. Professional Liability/Errors & Omissions Insurance. Professional Liability/Errors & Omissions Insurance covering acts, errors or omissions with limits of not less than One Million and 00/100 Dollars (\$1,000,000.00) per claim and the annual aggregate of not less than Three Million and 00/100 Dollars (\$3,000,000). Coverage extensions shall include contractual liability. When policies are renewed or replaced, the policy retroactive date must coincide with, or proceed, start of work on the Agreement. A claims-made policy which is not renewed or replaced must provide for an extended reporting period of not less than two (2) years.
- d. Automobile Insurance. Automobile liability insurance with a combined single limit of One Million and 00/100 Dollars (\$1,000,000).

- e. Sexual abuse and molestation insurance with a combined single limit of One Million dollars (\$1,000,000).
- f. *Umbrella Insurance.* Umbrella liability insurance with a minimum combined single limit of One Million and 00/100 Dollars (\$1,000,000) per occurrence and One Million and 00/100 Dollars (\$1,000,000) general aggregate.
- g. *Additional Insured.* FSA shall have its General, Sexual Abuse and Molestation, Umbrella, and Automobile Liability Insurance policies endorsed to provide that School District 300's Board of Education, and its members, employees and agents, and any other entity as may be designated by the District are named as additional insured on a primary noncontributory basis with a waiver of subrogation in favor of the District (the waiver of subrogation shall also apply to the workers' compensation insurance).
- f. *Insurance Certificate.* The insurance company or its representative shall submit an insurance certificate evidencing all coverage as required hereunder and indicating the Additional Insured status as required above. The Certificate must provide sixty (60) days prior written notice of material change, cancellation or 11011-renewal be given to:

Community Unit School District 300  
 2550 Harnish Dr.  
 Algonquin, Illinois 60102  
 Attn: Jennifer Porter, Chief Financial Officer

- g. *General.* Any failure of the District to demand or receive proof of insurance coverage shall not constitute a waiver of FSA obligation to obtain the required insurance. The receipt of any certificate does not constitute an agreement by the District that the insurance requirements in the Agreement have been fully met or that the insurance policies indicated on the certificate are in compliance with all requirements of this Agreement. All policies of insurance shall provide by endorsement that no coverage may be canceled, terminated, or reduced by the insuring company without the insuring company having first given at least 30 days prior written notice to the Client by certified mail, return receipt requested.

FSA's failure to carry or document required insurance shall constitute a breach of the FSA agreement with the District. Non-fulfillment of the insurance conditions shall be deemed a breach of the Agreement, entitling the District to terminate the Agreement immediately.

Any deductibles or self-insured retentions on referenced insurance coverage must be borne by Family Service Association. Any insurance or self-insurance programs maintained by the District do not contribute with insurance provided by the FSA under this Agreement.

All subcontractors are subject to the same insurance requirements of FSA unless otherwise specified in this Agreement. FSA shall require any subcontractors under this Agreement to maintain comparable insurance naming FSA, the District inclusive of its members, employees and agents, and

any other entity designated by the District, as Additional Insureds. Family Service Association will maintain a file of subcontractor's insurance certificates evidencing compliance with these requirements.

The coverages and limits furnished by FSA in no way limit the Family Service Association liabilities and responsibilities specified within the Agreement or by law. The required insurance is not limited by any limitations expressed in the indemnification language, in this Agreement, if any, or any limitation that might be placed on the indemnity in this Agreement given as a matter of law.

FSA agrees and warrants that insurers waive their rights of subrogation against the District.

Upon District request, FSA and/or its subcontractors shall promptly provide a certified copy of any applicable policy of insurance. The District reserves the right to modify, delete, alter or change insurance requirements at any time.

#### **15. PAYMENT, COSTS AND BILLING MECHANISMS**

**Billing Medicaid.** The School agrees that FSA shall be responsible for billing Medicaid and other third party payers for FSA's services rendered hereunder. FSA reserves right to keep any such payment collected.

After utilizing Grants, Medicaid Fees, and MCO billing, the remaining costs will be funded by the district.

#### **16. NONDISCRIMINATION**

It shall be an unlawful employment practice for FSA or its subcontractors to fail or refuse to hire or to discharge any individual, or otherwise to discriminate against any individual with respect to compensation, or other terms, conditions, or privileges of employment, because of such individual's race, color, ancestry, religion, sex, sexual orientation, age, disability, marital status, parental status, military discharge status or national origin; or to limit, segregate, or classify employees or applicants for employment from equal employment opportunities or otherwise adversely affect an individual's status as an employee because of such individual's race, color, ancestry, religion, sex, sexual orientation, age, disability, marital status, parental status, military discharge status or national origin. FSA shall comply with the Civil Rights Act of 1964, 42 U.S.C.A. §2000, as amended; the Age Discrimination in Employment Act, 29 U.S.C.A. §621, et seq.; the Rehabilitation Act of 1973, 29 U.S.C.A. §701, et seq., as amended; the Americans with Disabilities Act, 42 U.S.C.A. §12101, et seq.; the Illinois Human Rights Act, 775 ILCS 5/1-10 as amended.

#### **17. ASSIGNMENT AND SUBCONTRACTS**

This Agreement shall be binding on the parties and their respective successors and assigns; provided, however, FSA may not assign or subcontract this Agreement without the prior written consent of the District, which consent shall be in the sole and absolute discretion of the District.

#### **18. ENTIRE AGREEMENT; AMENDMENTS**

This Agreement, including all exhibits and referenced documents, constitutes the entire agreement of the parties with respect to the matter; contained therein. To the extent that any conflict or incompatibility exists between Family Service Association Application and the terms of this Agreement, the terms of this Agreement shall control. No modification of or amendment to this Agreement shall be effective unless such modification or amendment is in writing and signed by both parties hereto. All referenced exhibits attached hereto are hereby incorporated into and made a part of this Agreement.

## **19. CONTINUING OBLIGATION TO PERFORM**

In the event of any dispute between FSA and the District, FSA shall expeditiously and diligently proceed with the performance of all of its obligations under this Agreement with a reservation of all rights and remedies it may have under or pursuant to this Agreement at law or in equity.

## **20. SURVIVAL/SEVERABILITY**

All express representations, warranties or indemnifications made or given in this Agreement shall survive the completion of Services by FSA or the termination of this Agreement for any reason. If any provision or part of this Agreement is held to be unenforceable, this Agreement shall be considered divisible and such provision shall be deemed inoperative to the extent it is deemed unenforceable, and in all other respects this Agreement shall remain in full force and effect; provided, however, that if any such provision may be made enforceable by limitation thereof, then such provision shall be deemed to be so limited and shall be enforceable to the maximum extent permitted by applicable law.

## **21. GOVERNING LAW**

This Agreement shall be governed by and construed in accordance with the laws of the State of Illinois without regard to any conflict of law or choice of law principles. Jurisdiction and venue for all disputes shall be the Circuit Court located in Cook County, Illinois, or the federal district court for the Northern District of Illinois.

## **22. WAIVER**

No delay or omission, or series of delays or omissions, by the District to exercise any right hereunder shall be construed as any type of waiver of any such right, and the District reserves the right to exercise any such right from time to time as often as may be deemed expedient.

## **23. JOINT AND SEVERAL LIABILITY**

In the event that FSA, or its successors or assigns, if any, is comprised of more than one individual or other legal entity (or a combination thereof) then, and in that event, each and every obligation or undertaking herein stated to be fulfilled or performed by FSA shall be the joint and several obligation or undelinking of each such individual or other legal entity.

## **24. INDEMNIFICATION**

FSA agrees to defend, indemnify and hold harmless the District, and its respective Board members, employees, agents, officers and officials from and against liabilities, losses, penalties, damages and expenses, including costs and attorney fees, arising out of all claims, liens, damages, obligations, actions, suits, judgments, settlements, or causes of action, of every kind, nature and character arising or alleged to arise out of the negligent acts or omissions of FSA, its officials, agents, employees and subcontractors in the performance of this Agreement. In any suit filed or claim or demand made, FSA shall, at its own cost and expense pay all attorney's fees and other costs and expenses, including those incurred by or on behalf of the District and shall pay all attorney's fees, costs and expenses the District incurs in enforcing any rights provided under this Agreement including, but not limited to, this Indemnification section and the Insurance section. In addition, if any judgment shall be rendered against the District in any such action, the Family Service Association shall, at its own expense, satisfy and discharge such obligation of the District. The District shall have the right, at its own expense, to participate in the defense of any suit, without relieving FSA of any of its obligations hereunder. The District retains final approval of any and all settlements or legal strategies, which involve the interest of the District. FSA expressly understands and agrees that the indemnity obligations set forth herein are separate from and not limited by FSA obligation to maintain insurance pursuant to this Agreement. The indemnities set forth herein shall survive the expiration or termination of this Agreement.

**25. EFFECTIVE DATE**

This Agreement shall be deemed dated and become effective on the date the last of the parties signs as set forth below the signature of their duly authorized representatives.

**26. SIGNATURE OF BOTH PARTIES**

\_\_\_\_\_  
Agency Signature

\_\_\_\_\_  
**Printed Name: Janeth Barba**

\_\_\_\_\_  
Date

\_\_\_\_\_  
**Title: Chief Executive Officer**

\_\_\_\_\_  
District Signature

\_\_\_\_\_  
**Printed Name: Jennifer Porter**

\_\_\_\_\_  
Date

\_\_\_\_\_  
**Title: CFO**




# 2023/2024 YEAR REVIEW

## DUNDEE CROWN HIGH SCHOOL

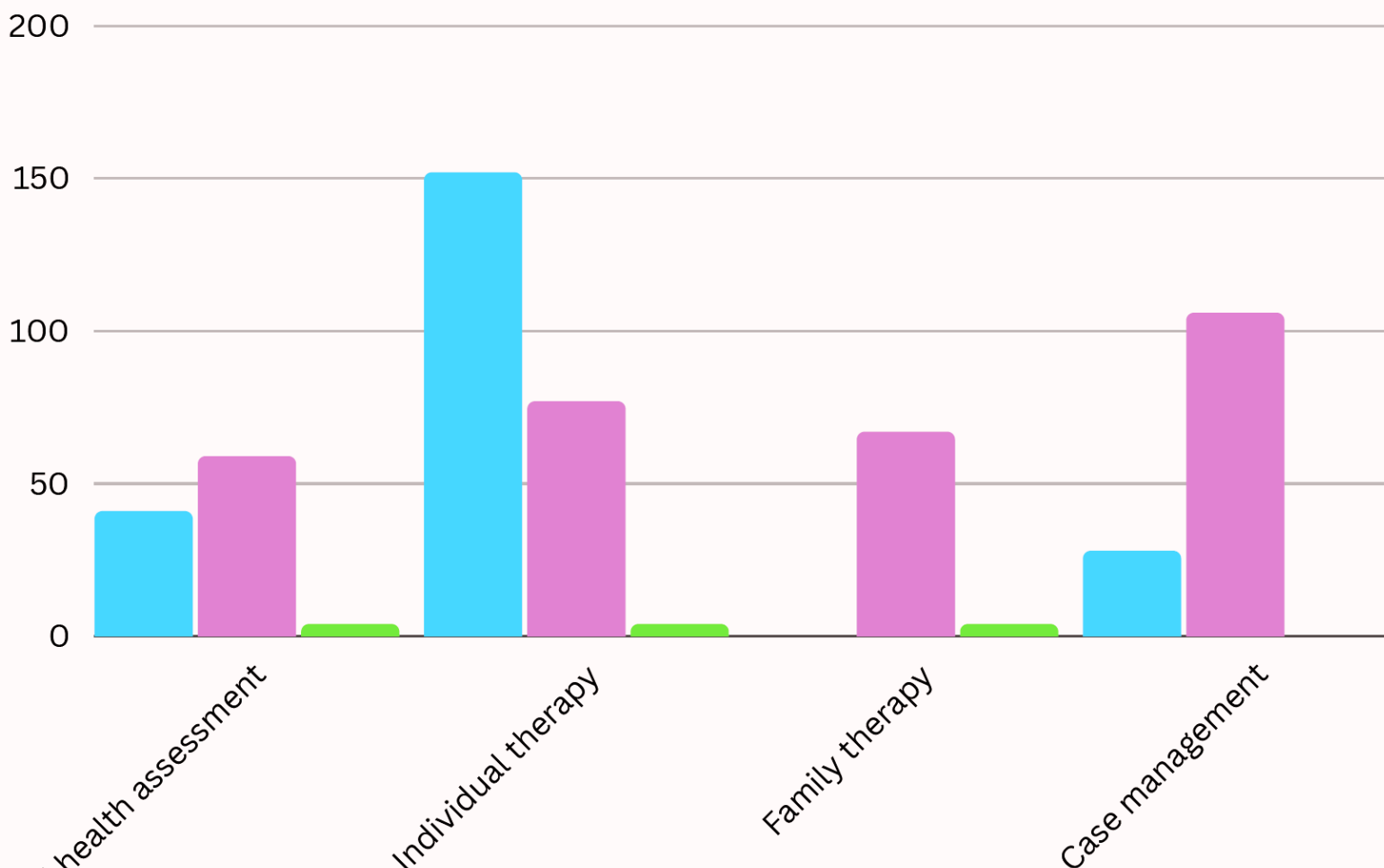
DCHS REQUESTED SERVICES	TOTAL
Referrals for School Based Therapy	15
SASS Calls @ DCHS	4
Truancy Referrals	19

## FSA total hours at DCHS



- 152 Hours Individual Therapy
- 28 Hours Case Management
- 41 Hours Mental Health Assessments

At DCHS    Other\*    Clients home



Other = office appointments & other community locations - totals from 2 therapist & 1 Intern




# 2023/2024 YEAR REVIEW

## DUNDEE MIDDLE SCHOOL

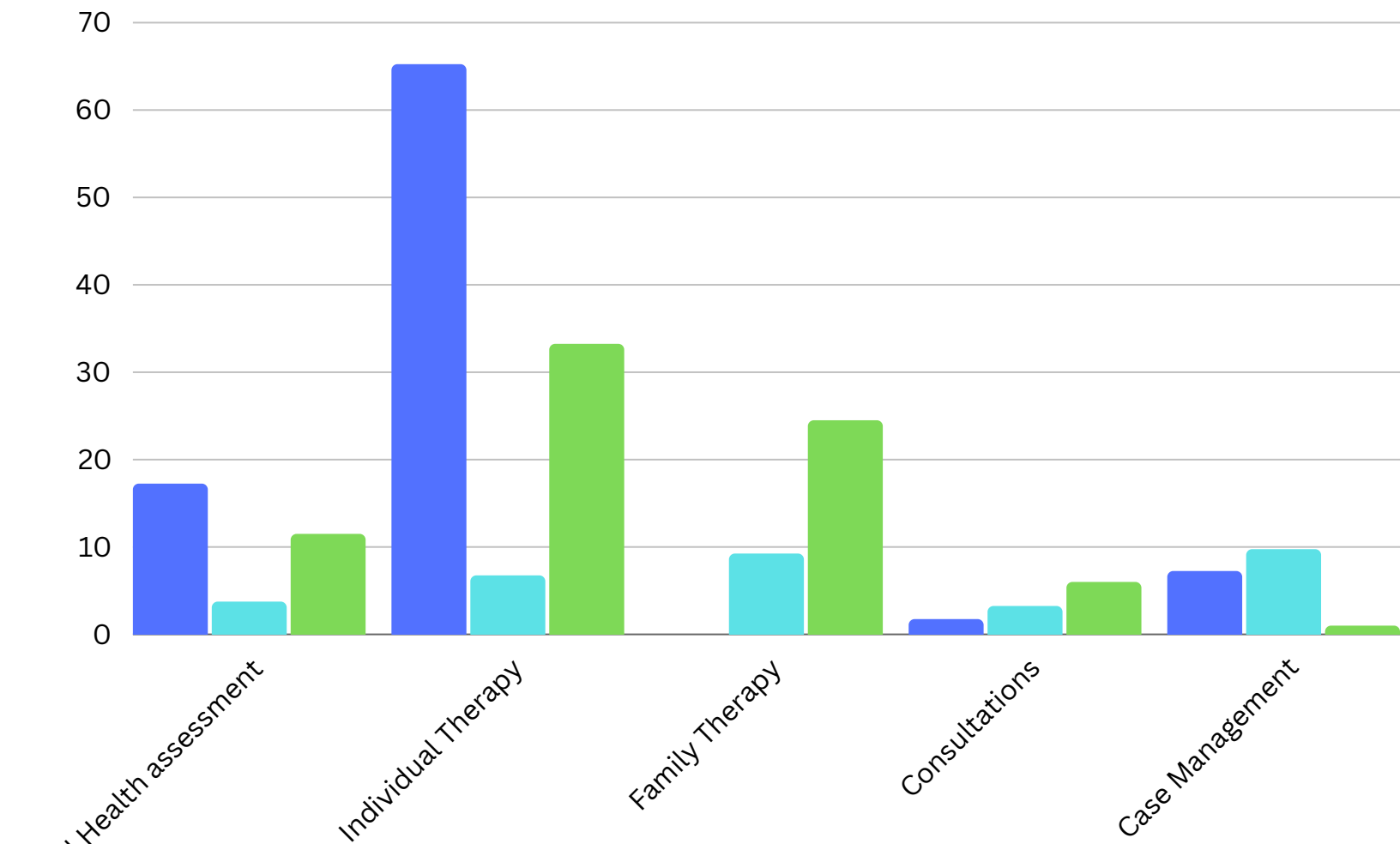
DMS REQUESTED SERVICES	TOTAL
Referrals for School Based Therapy	12
SASS Calls @ DMS	1
Truancy Referrals	7

## FSA total hours at DMS



- 65.25 Hours of Individual Therapy
- 7.25 Hours of Mental Health Assessments
- 1.75 Hours of Consultations with School Staff
- 7.25 Hours of Case Management

At DMS    Office    Telehealth



Totals from 2 therapist




# 2023/2024 YEAR REVIEW

## CARPENTERSVILLE MIDDLE SCHOOL

CMS REQUESTED SERVICES	TOTAL
Referrals for School Based Therapy	9
SASS Calls @ CMS	10
Truancy Referrals	12

## FSA total hours at CMS

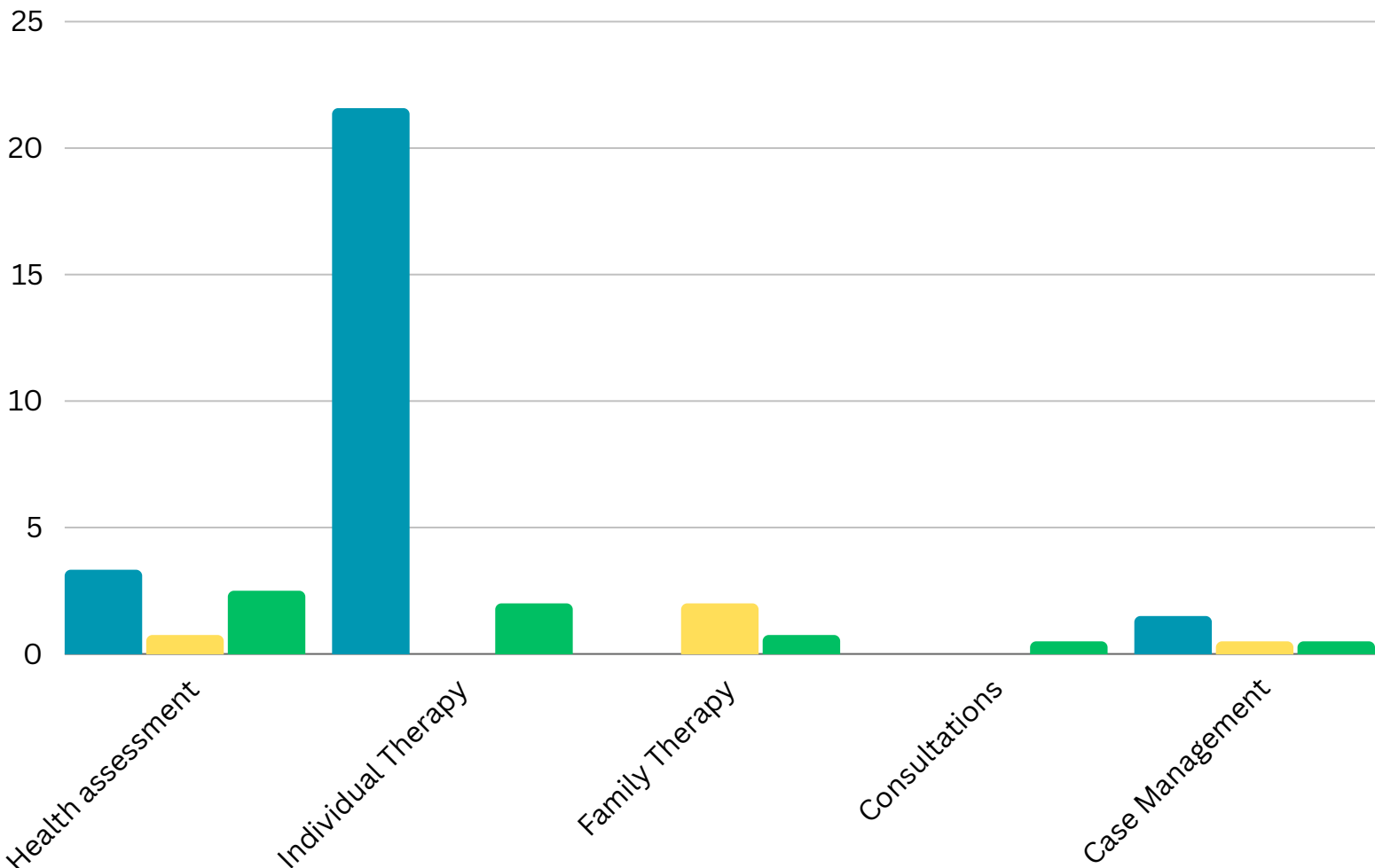


- 21.58 Hours Individual Therapy
- 3.33 Hours Mental Health Assessments
- 1.5 Hours of Case Management
- 18 Hours of Skill based Group Services

### Groups Include:

- Executive Functioning
- Social Skills
- Coping Skills
- Anger Management

■ At CMS    ■ Office    ■ Telehealth



Totals from 2 therapist



# 2023/2024 YEAR REVIEW

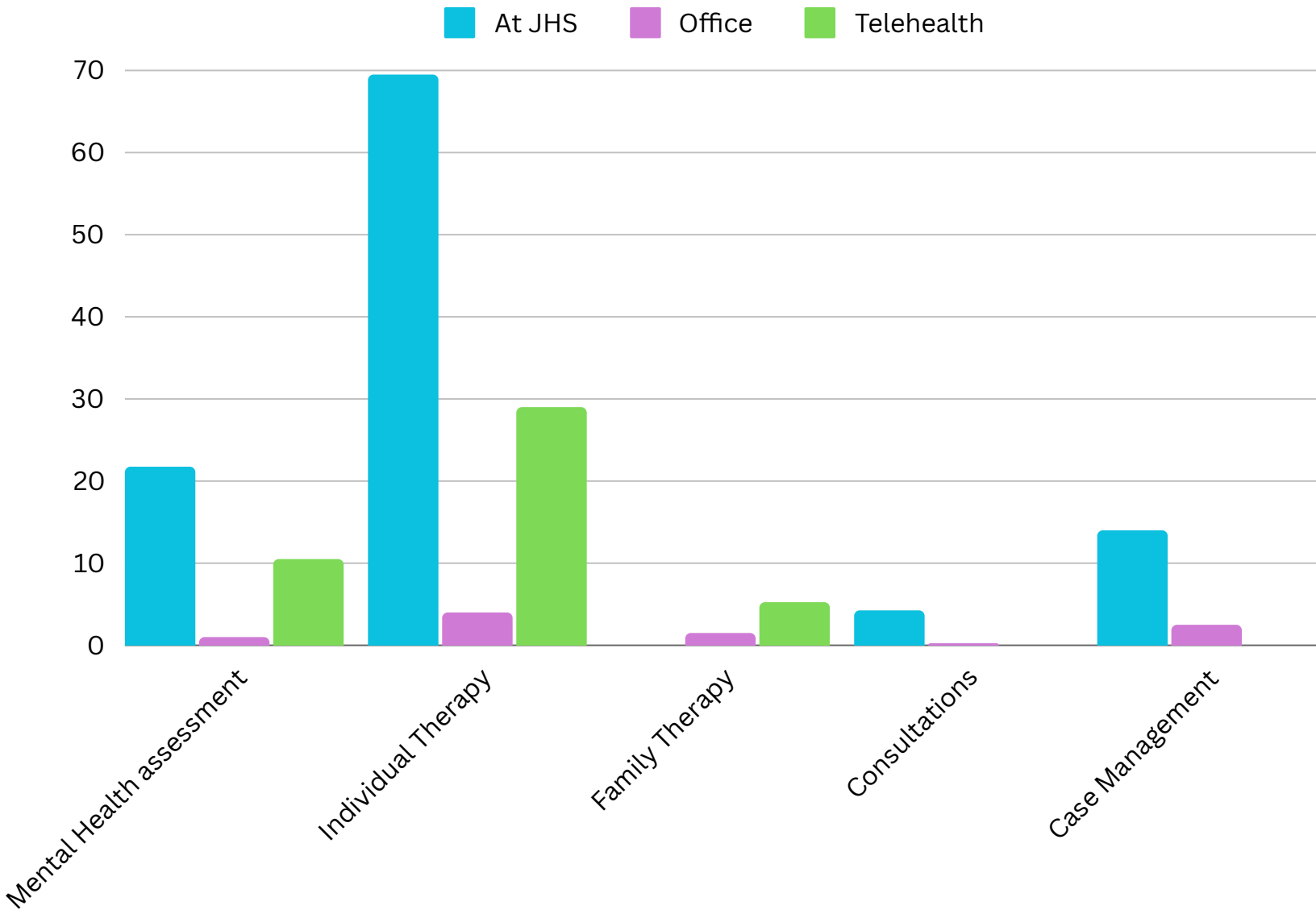
## JACOBS HIGH SCHOOL

JHS REQUESTED SERVICES	TOTAL
Referrals for School Based Therapy	7
	.

## FSA total hours at JHS



- 69.5 hours of Individual Therapy
- 33.25 hours of Mental Health Assessments
- 16.5 hours Case Management
- 4.5 hours Consultations





# 2023/2024 YEAR REVIEW

## FSA SKILL-BASED GROUP SUPPORT

REQUESTED GROUPS	TOTAL
Carpentersville Middle School	3
Parkview Elementary	4
GolfviewElementary	1

## Group Hours

**CMS:** 16.25 hours 10/18/23- 3/6/2024

**Parkview Elementary:** 14.50 hours 1/8/24-5/15/24\*

**Golfview Elementary:** 4.25 hours 3/21/23-5/15/23\*

## Group Topics / Needs Requested:

Anger Management

Self Regulation

Social Skills

Executive Functioning

Relationships

## Curriculums Used:

Zones of Regulation

Anger Replacement Therapy - modified version



# DISTRICT 300

## COMMUNITY UNIT SCHOOL DISTRICT NO. 300 BOARD of EDUCATION MEMO

**DATE:** July 9, 2024

**TO:** Dr. Martina Smith, Superintendent  
Board of Education

**FROM:** Joe Sieczkowski, Director of CTE,  
Pathways, and College & Career  
Readiness

<b>Presented at the following Board Meetings</b>	
<b>Board Operations Committee</b>	
<b>Policy/Legislative</b>	
<b>School Utilization</b>	
<b>BOE 1<sup>st</sup> Reading</b>	7/23/2024
<b>BOE 2<sup>nd</sup> Reading</b>	7/23/2024

**SUBJECT:** Elgin Community College (ECC) Articulated Dual Credit

### **Background**

For over a decade, we have offered articulated dual credit opportunities for our students in Career and Technical Education (CTE) courses taught at our schools. These credits are intended to go towards certificate or CTE postsecondary programs offered through Elgin Community College (ECC). The only change since the last agreement is the removal of CAD 108 as an articulated course, which is due to this course now being recognized as full dual credit with ECC. This allows for additional transferability to other postsecondary institutions. At this time, articulated credit is being recommended by ECC for the courses specifically stated in this agreement, as this is the best option available at this time for those courses.

### **Administrative Recommendation**

The Administration recommends approval of this Course Articulation Agreement with Elgin Community College.

### **Fiscal Impact**


There are no increased costs anticipated with the renewal of this agreement with ECC.

## Elgin Community College and School District 300

### CAREER and TECHNICAL EDUCATION COURSE ARTICULATION AGREEMENT

Based on our mutual concern for the continued growth of students who wish to pursue career/technical and academic education, and in an effort to provide a continuing articulated program that builds on past learning experience and eliminates unnecessary duplication of instruction, we mutually subscribe to the following:

1. Beginning with the academic year of 2024-25, students who complete each of the high school course (s) listed under (I) with a final grade of "B" or better will be granted college credit for the Elgin Community College course listed under (II) upon matriculation to ECC.
2. High school students who complete the course(s) listed in (I) will have learned and be able to demonstrate proficiency in the Elgin Community College course outlined in (II).
3. A student must be enrolled as a degree seeking student at Elgin Community College in the fall following high school graduation or later, within 27 months.
4. If the learning outcomes change in any of the courses listed below, the school district or the college will notify the other party through the College Transitions and Developmental Education Division and the articulation agreement will be amended as needed.
5. The agreement constitutes a one-year extension on a previous course articulation agreement for the courses below, and will expire at the close of the 2024-25 academic year.



Dr. Annamarie Schopen, Interim Vice President  
Teaching, Learning, and Student Development  
Elgin Community College

7-16-2024  
Date

\_\_\_\_\_  
Joseph Sieczkowski  
Director of CTE, Pathways, and College & Career Readiness  
Community Unit School District 300

\_\_\_\_\_  
Date

**District 300 Articulated Agreement 2024-2025**

<b>(I) High School Courses</b>	<b>(II) ECC Course</b>	<b>ECC Credits</b>
<b>6812 &amp; 6813: Introduction to Business</b>	<b>BUS 100: Introduction to Business</b>	<b>3</b>
<b>6816: Marketing</b>	<b>MKT 103: Marketing</b>	<b>3</b>
<b>6817: Sales and Advertising</b>	<b>MKT 105: Sales</b>	<b>3</b>
<b>6819 &amp; 6820: Business Law</b>	<b>BUS 113: Business Law</b>	<b>3</b>