

Board of Education Workshop/Business Meeting

Tuesday, July 18, 2023 6:00 PM

D300 Central Office - Anne B Miller Boardroom, 2550 Harnish Drive, Algonquin, IL 60102

1. Call to Order

1.1. Roll Call

2. Closed Session, 6:00pm-6:30pm

2.1. Motion to go into closed session for the purpose of discussing: 1. The appointment, employment, compensation, discipline, performance, or dismissal of specific employees of the public body 2(c)(1); 2. Litigation 2(c)(11); and 3. Security procedures, school building safety and security, and the use of personnel to respond to an actual, a threatened or a reasonably potential danger to the safety of employees, students, staff, the public or public property 2(c)(8).

2.2. Motion to suspend closed session

3. Reconvene in Open Session at 6:30pm

3.1. Roll Call

4. Pledge of Allegiance

5. Approval of the Agenda

6. Recognition

7. Public Participation Public Participation: Members of the public, especially residents of District 300, are welcome to contribute during public participation. To do so, you must sign up electronically via a computer located in the Central Office lobby between 6:00-6:30pm, or the start of the open meeting; be 18 years old or older or have a parent/legal guardian present with you, give your full name and respectfully state your comments, and you are not permitted to mention the names of specific staff members or students. The Board will not respond in this forum but will thoughtfully consider your statements.

8. Superintendent Report

8.1. Strategic Plan Update & Annual Board Calendar

9. Consent Items <\$25k

9.1. Approval of Board Meeting Minutes for June 27, 2023

9.2. Approval of Redacted Closed Session Minutes:
Dec 2020-June 2021

9.3. Approval for Permission to Destroy Closed
Session Recordings

9.4. Approval of Disposal Items

9.5. Approval of Bills Payable

9.6. Approval of Treasurer's Report

9.7. Approval of Human Resources Report

9.8. Approval of Out of District Student Travel

9.9. Approval of Freedom of Information Act Report

10. Roll Call Action Items

10.1. Approval of Assessment Software Agreement
(Renewal)

10.2. Approval of Roofing Consulting Services
Contract (Renewal)

10.3. Approval of Educational Services Software
Agreement (Renewal)

10.4. Approval of Hearing Program & Lease
Agreement (Renewal)

10.5. Approval of Technology Software
Agreements (Renewal)

10.6. Approval of 2023-24 Strategic Priorities
and KPIs

10.7. Approval of Secondary Scheduling
Consulting Services Agreement

11. Board Discussion

11.1. Board Committee Reports

11.2. Board Discussion

12. Closed Session

12.1. Motion to go into closed session for the
purpose of discussing: 1. The appointment,
employment, compensation, discipline,
performance, or dismissal of specific employees
of the public body 2(c)(1); 2. Litigation
2(c)(11); and 3. Security procedures, school
building safety and security, and the use of
personnel to respond to an actual, a threatened
or a reasonably potential danger to the safety of
employees, students, staff, the public or public
property 2(c)(8).

12.2. Motion to adjourn closed session

13. Reconvene in Open Session

13.1. Roll Call

14. **Adjournment**

**Community Unit School District 300 Monthly
Fixed Asset Disposals
07/01/2023**

Date Submitted	Location	Type	Manufacturer / Publisher	Model/Title	Serial #	Tag	Reason for Disposal	Method of Disposal
6/23/23	ADMIN	MONITOR	DELL	REV A02	N/A	T006389	Obsolete	Tech Recycle
6/23/23	ADMIN	MONITOR	DELL	REV A02	N/A	T006584	Obsolete	Tech Recycle
6/23/23	ADMIN	KEYBOARD	LOGTITECH	SK60B	N/A	N/A	Broken	Tech Recycle
6/6/2023	DCHS	basketball shootaway	shootaway	pk296a2a-sg18	N/A	N/A	Obsolete	Trade In
6/13/2023	AMS	Batteries for Two-Way Radios	Motorola	AAH50RDC9AA1AN	018TNNN880	N/A	Broken	Tech Recycle
6/13/2023	AMS	Batteries for Two-Way Radios	Motorola	AAH50RDC9AA1AN	018TNNH218	N/A	Broken	Tech Recycle
6/13/2023	PES	three broken teacher desks	N/A	N/A	N/A	N/A	Broken	Tech Recycle
6/21/2023	LWS	Motorola Radio Batteries	Motorola	Motorola Radio Batteries	NNTN4497CR	N/A	Broken	Tech Recycle
6/21/2023	LWS	8 Motorola Radio Batteries	Motorola	Motorola Radio Batteries	NNTN9704	N/A	Broken	Tech Recycle
6/21/2023	LWS	Motorola Radio Battery	Motorola	Motorola Radio Batteries	NNTN4497DR	N/A	Broken	Tech Recycle
6/21/2023	LWS	Motorola Radio CP200	Motorola	AAH50RDC9AA1AN	018TMJJ063	T018194	Broken	Tech Recycle
6/21/2023	LWS	Motorola Radio CP200d	Motorola	AAH01QDC9JC2AN	752TSH5621	106858	Broken	Tech Recycle
6/21/2023	LWS	Motorola Radio CP200	Motorola CP200	AAH50RDC9AA1AN	078TGLT445	T018204	Broken	Tech Recycle
6/22/2023	HES	Outdated Fridge	Kenmore	106.642624	ET2926681	105341	Obsolete	Metal Recycle
6/22/2023	HES	Microwave	GE appliances	JES739WD001	TD905857K	N/A	Obsolete	Metal Recycle
6/22/2023	HES	Fridge	Montgomery Ward	HMG215240C	18B30559133	009567	Broken	Metal Recycle
6/22/2023	HES	microwave	Panasonic	N/A	N/A	N/A	Obsolete	Metal Recycle
6/27/2023	HHS	Ice Machine	Scotsman	CO630SA-32A	08061320013162	103401	Broken	Metal Recycle
6/27/2023	GES	Refrigerator	GE	GTH18KBRVRWW	LM515621	106006	Obsolete	Metal Recycle
6/27/2023	GES	Refrigerator	GE	GTH18JBRVRWW	RM510063	105194	Obsolete	Metal Recycle
6/27/2023	DFEC	Shredder	unknown	N/A	N/A	N/A	Broken	Disposal
6/27/2023	PES	Old Metal Safe	A&B Safe Corporation	36876	36876	N/A	Broken	Metal Recycle
6/20/2023	HES	Student Desks	N/A	110 Lift Lid	N/A	N/A	Damaged	Disposal
6/8/2023	LITH	Waiting Area Furniture	N/A	3 single sofas and 1 love seat	N/A	N/A	Damaged	Disposal
6/28/2023	ORS	Furniture	N/A	6ft Table	N/A	N/A	Damaged	Disposal
6/28/2023	ORS	Furniture	N/A	Tan Two Door Cabinet	N/A	N/A	Damaged	Metal Recycle
6/28/2023	ORS	Furniture	N/A	2 Shelving Unit	N/A	N/A	Damaged	Metal Recycle
6/27/2023	ORS	Furniture	N/A	Grey Four Drawer File cabinet	N/A	N/A	Damaged	Metal Recycle
6/27/2023	ORS	Furniture	N/A	Black Four Drawer File cabinet	N/A	N/A	Damaged	Metal Recycle
6/27/2023	ORS	Furniture	N/A	3 Tier TV Stand	N/A	N/A	Damaged	Metal Recycle
6/27/2023	ORS	Furniture	N/A	Grey Computer Desk	N/A	N/A	Damaged	Metal Recycle
6/30/2023	LWS	Steam Table	American Permanent Ware	HFW-C	09070 5622	104996	Broken	Metal Recycle
6/30/2023	LWS	COLD TABLE	CRAFT	N/A	N/A	104995	Broken	Metal Recycle
6/30/2023	LWS	STOVE OVEN	VULCAN	N/A	N/A	101863	Broken	Metal Recycle

Diane C. White

Diane C. White, Director of Purchasing

7/1/2023

Date

*Supporting documentation available in the Purchasing Department.

Community Unit School District 300
A/P Board Bill Listing for June 30, 2023

<u>Fund</u>	<u>Amount</u>
Educational	\$ 2,158,223.79
Health Insurance Fund	\$ 4,011,920.20
Grant Fund	\$ 23,496.00
COVID 19 Fund	\$ 76,348.37
Operations & Maintenance	\$ 725,609.23
Bond & Interest	
Transportation	\$ 5,426.71
Site & Construction	\$ 4,083,779.70
Impact Fees	\$
Tort Immunity Fund	
 	<hr/>
Total All Funds	<u><u>\$ 11,084,804.00</u></u>

Approved at a meeting of the Board of Education, Community Unit School District No. 300

Date: _____

Signed: _____
President

Secretary

Cash Payment Register

AP265 Date: 07/07/23
Time: 10:53

JOB SUBMISSION PARAMETERS

User Name: D300\laura.kelly
Job Name: AP265
Step Nbr: 1

Pay Group: D300
Company:
Process Level:

Community School District 300

Cash Code:
or Cash Code Group:
or Cash Code List:

Payment Dates: -

Report Option: C
Document Currency: A
Payment Code:
Format Option: S

Current
Account Currency
Standard

Cash Payment Register

AP265 Date 07/07/23
Time 10:53

Pay Group D300 Community School District 300 USD
Post Company 10 Educational Fund USD
Cash Payment Register for thru 12/31/20

Page 1

Current Report Account Currency

Cash Code HBAP Harris Bank Accounts Payable Currency USD
Payment Code ACH

Payment Number	Co	Vendor Number	Remit To	Name	City	Payment Date	Status	Payment Amount	Curr
2372	10	21858	ACH	AMAZON CAPITAL SERVICES IN	SEATTLE	06/30/23	Processed	922.99	USD
2373	10	4636	ACH2	ARAMARK CORPORATION	ALGONQUIN	06/30/23	Processed	1,637.50	USD
2374	10	4783	ACH	HEALTH CARE SERVICE CORP.	Chicago	06/30/23	Processed	3,850,967.51	USD
2375	10	3158	ACH	CDW GOVERNMENT	CHICAGO	06/30/23	Processed	192.11	USD
2376	10	13986	ACH	DEWBERRY ARCHITECTS INC	PHILADELPHIA	06/30/23	Processed	33,399.95	USD
2377	10	13038	ACH	DIAMOND GRAPHICS OF ALGONQ	Algonquin	06/30/23	Processed	165.40	USD
2378	10	4088	ACH	FRANCZEK PC	CHICAGO	06/30/23	Processed	2,722.50	USD
2379	10	21836	ACH	MANPOWER	AURORA	06/30/23	Processed	6,706.99	USD
2380	10	21720	ACH	MIDWEST SOLAR CONTROL CORP	OAKWOOD HILLS	06/30/23	Processed	64,082.50	USD
2381	10	20804	ACH	ANTOINETTE MORALES c/o	ELGIN	06/30/23	Processed	750.00	USD
2382	10	21449	ACH	PEERLESS NETWORK	CHICAGO	06/30/23	Processed	14,608.95	USD
2383	10	19556	ACH	VOYA FINANCIAL	CHICAGO	06/30/23	Processed	18,264.89	USD

*** Payment Code ACH Totals

Total Open Payments	12	3,994,421.29
Total Reconciled Payments		0.00
Total Void Payments		0.00
Total Stale Dated Payments		0
Total Escheated Payments		0

Cash Payment Register

AP265 Date 07/07/23
Time 10:53

Pay Group D300 Community School District 300 USD
Post Company 10 Educational Fund USD
Cash Payment Register for thru 12/31/20

Page 2

Current Report Account Currency

Cash Code HBAP Harris Bank Accounts Payable Currency USD
Payment Code MHC

Payment Number	Co	Vendor Number	Remit To	Name	City	Payment Date	Status	Payment Amount	Curr
178994	10	19040		1-800MD LLC	CHARLOTTE	06/30/23	Processed	520.00	USD
178995	10	21159		ACS ENTERPRISES	CHICAGO	06/30/23	Processed	1,193.50	USD
178996	10	3096	REM4	AIRGAS USA LLC	CHICAGO	06/30/23	Processed	256.71	USD
178997	10	21233		BIP66 LLC	INGLESIDE	06/30/23	Processed	7,420.04	USD
178998	10	21456	REM1	BUSINESS ESSENTIALS	MINNEAPOLIS	06/30/23	Processed	11,739.95	USD
178999	10	22087		COLDSELL COOLERS SYSTEMS	WINSTON SALEM	06/30/23	Processed	612.00	USD
179000	10	15593		COLLEY ELEVATOR	BENSENVILLE	06/30/23	Processed	300.00	USD
179001	10	5644	REM2	DELTA DENTAL OF ILLINOIS -	CHICAGO	06/30/23	Processed	137,001.98	USD
179002	10	18094		DOUGLAS EQUIPMENT	BLUEFIELD	06/30/23	Processed	10,088.12	USD
179003	10	18094		DOUGLAS EQUIPMENT	BLUEFIELD	06/30/23	Processed	5,966.38	USD
179004	10	18094		DOUGLAS EQUIPMENT	BLUEFIELD	06/30/23	Processed	12,304.90	USD
179005	10	19677		EASTER SEALS METROPOLITAN	CHICAGO	06/30/23	Processed	10,202.43	USD
179006	10	3099		ELGIN COMMUNITY COLLEGE	ELGIN	06/30/23	Processed	140,560.88	USD
179007	10	21717		AMI ENGEL	ALGONQUIN	06/30/23	Processed	233.78	USD
179008	10	12540	REM2	EQUIPMENT DEPOT ILLINOIS	MINNEAPOLIS	06/30/23	Processed	708.22	USD
179009	10	21609	REM	FOLLETT CONTENT SOLUTIONS	CHICAGO	06/30/23	Processed	663.74	USD
179010	10	35950		GEHRINGER BROS	HAMPSHIRE	06/30/23	Processed	28.00	USD
179011	10	17489		STEVEN GERTZ	ALGONQUIN	06/30/23	Processed	336.67	USD
179012	10	8320	REM2	GLOBAL EQUIPMENT COMPANY	CHICAGO	06/30/23	Processed	3,590.77	USD
179013	10	12790		HENRICKSEN AND COMPANY	ITASCA	06/30/23	Processed	4,369.93	USD
179014	10	19736	REM3	HERFF JONES	CHICAGO	06/30/23	Processed	385.20	USD
179015	10	17232		HEY AND ASSOCIATES INC	VOLO	06/30/23	Processed	1,470.00	USD
179016	10	18013	REM	THE HON COMPANY LLC	ATLANTA	06/30/23	Processed	103,651.50	USD
179017	10	9469		HOUCHEN BINDERY LTD	UTICA	06/30/23	Processed	1,260.45	USD
179018	10	21439		HULINGS AND ASSOCIATES LLC	SPRING LAKE	06/30/23	Processed	350.00	USD
179019	10	852	REM	ILL ASSOC OF SCHOOL BOARDS	SPRINGFIELD	06/30/23	Processed	150.00	USD
179020	10	19339		INFINITY TRANSPORTATION MA	DES PLAINES	06/30/23	Processed	1,029.48	USD
179021	10	21925		INSTITUTE FOR RESTORATIVE	SOMERVILLE	06/30/23	Processed	877.00	USD
179022	10	16075	REM	ELITE WOOD FLOOR RENEWAL	SCHAUMBURG	06/30/23	Processed	6,958.00	USD
179023	10	19551		JUGS SPORTS INC	TUALATIN	06/30/23	Processed	405.53	USD
179024	10	3957	REM2	KANE COUNTY REGIONAL OFFIC	GENEVA	06/30/23	Processed	2,665.00	USD
179025	10	11479	REM2	KRONOS INCORPORATED	ATLANTA	06/30/23	Processed	4,258.00	USD
179026	10	19665	REM	LANDSCAPE STRUCTURES INC	MINNEAPOLIS	06/30/23	Processed	60,134.00	USD
179027	10	14615		LAW OFFICE OF MARK C. METZ	NAPERVILLE	06/30/23	Processed	5,311.00	USD
179028	10	18851	REM1	LEGAT ARCHITECTS	GURNEE	06/30/23	Processed	24,316.25	USD
179029	10	7090		LIBERTYVILLE TILE AND CARP	LIBERTYVILLE	06/30/23	Processed	26,583.64	USD
179030	10	19466		LITTLE CITY FOUNDATION	PALATINE	06/30/23	Processed	11,407.17	USD
179031	10	12517		LUCKY LOCATORS INC	ALGONQUIN	06/30/23	Processed	265.00	USD
179032	10	21751		JONATHAN MICKLE	ALGONQUIN	06/30/23	Processed	656.38	USD
179033	10	21720	ACH	MIDWEST SOLAR CONTROL CORP	OAKWOOD HILLS	06/30/23	Processed	64,082.50	USD
179034	10	56890	REM3	MIDWEST TRACK BUILDERS	ROUND LAKE	06/30/23	Processed	85,072.00	USD
179035	10	16061		MURPHY AND JONES CO INC	CHICAGO	06/30/23	Processed	24,848.00	USD
179036	10	9906	REM4	MUSIC AND ARTS	FREDERICK	06/30/23	Processed	3,411.48	USD
179037	10	10877		NATIONAL SCHOOL FORMS	BREWSTER	06/30/23	Processed	1,141.80	USD
179038	10	21629		NET56	DEER PARK	06/30/23	Processed	4,143.75	USD
179039	10	20792	REM	NEURORESTORATIVE	LAWRENCE	06/30/23	Processed	6,671.40	USD
179040	10	61930	REM2	NICOR GAS	CAROL STREAM	06/30/23	Processed	49.77	USD
179041	10	17363		MARIA NIEVES	ALGONQUIN	06/30/23	Processed	58.98	USD

Cash Payment Register

AP265 Date 07/07/23
Time 10:53

Pay Group D300 Community School District 300 USD
Post Company 10 Educational Fund USD
Cash Payment Register for thru 12/31/20

Current Report Account Currency

Cash Code HBAP Harris Bank Accounts Payable Currency USD
Payment Code MHC

Payment Number	Co	Vendor Number	Remit To	Name	City	Payment Date	Status	Payment Amount	Curr
179042	10	21454		NORTH AMERICAN CORPORATION	GLENVIEW	06/30/23	Processed	82,114.93	USD
179043	10	21454		NORTH AMERICAN CORPORATION	GLENVIEW	06/30/23	Processed	71.29	USD
179044	10	62530		NORTHWESTERN ILLINOIS ASSO	SYCAMORE	06/30/23	Processed	356.42	USD
179045	10	2701		OAK FIRE & SECURITY SYSTEM	HOMER GLEN	06/30/23	Processed	1,319.00	USD
179046	10	9464	REM	ON TARGET SALES	ALGONQUIN	06/30/23	Processed	1,930.50	USD
179047	10	63671	REM1	ORIENTAL TRADING CO-OTC BR	MINNEAPOLIS	06/30/23	Processed	81.74	USD
179048	10	21295		OSTRANDER LANDSCAPING INC	MARENGO	06/30/23	Processed	26,650.00	USD
179049	10	21295		OSTRANDER LANDSCAPING INC	MARENGO	06/30/23	Processed	6,782.00	USD
179050	10	6938	REM5	PADDOCK PUBLICATIONS INC	CAROL STREAM	06/30/23	Processed	63.25	USD
179051	10	16680		PALDO SIGN COMPANY INC	RIVER GROVE	06/30/23	Processed	3,120.00	USD
179052	10	15987		PAULY'S CUSTOM APPAREL COM	CRYSTAL LAKE	06/30/23	Processed	630.45	USD
179053	10	20745		PELAGIO AND SONS	ST CHARLES	06/30/23	Processed	103,221.00	USD
179054	10	4157		PENTEGRA SYSTEMS LLC	NAPERVILLE	06/30/23	Processed	14,503.30	USD
179055	10	4157		PENTEGRA SYSTEMS LLC	NAPERVILLE	06/30/23	Processed	8,635.32	USD
179056	10	4157		PENTEGRA SYSTEMS LLC	NAPERVILLE	06/30/23	Processed	918.82	USD
179057	10	4157		PENTEGRA SYSTEMS LLC	NAPERVILLE	06/30/23	Processed	37,892.29	USD
179058	10	4664	REM3	PIONEER MANUFACTURING COMP	CLEVELAND	06/30/23	Processed	1,293.17	USD
179059	10	18854	REM1	POWER DISTRIBUTORS LLC	PITTSBURGH	06/30/23	Processed	17.60	USD
179060	10	14402	REM	PRENTKE ROMICH COMPANY	CLEVELAND	06/30/23	Processed	7,295.00	USD
179061	10	9764		PRO-SOURCE DISTRIBUTORS	ROCKFORD	06/30/23	Processed	6,513.95	USD
179062	10	19238	REM	PUSHCOIN	SOUTH ELGIN	06/30/23	Processed	2,608.38	USD
179063	10	9760		PYRAMID SCHOOL PRODUCTS	TAMPA	06/30/23	Processed	1,335.85	USD
179064	10	7326	REM3	QUINLAN & FABISH MUSIC CO	BURR RIDGE	06/30/23	Processed	9,630.00	USD
179065	10	39700		RALPH HELM INC	ELGIN	06/30/23	Processed	4,276.93	USD
179066	10	20178		RILCO INC	MOLINE	06/30/23	Processed	742.50	USD
179067	10	9296	REM	ROBBINS SCHWARTZ	CHICAGO	06/30/23	Processed	375.00	USD
179068	10	2262	REM	OFFICE TEAM	CHICAGO	06/30/23	Processed	3,150.00	USD
179069	10	18720		HILDA ROMAN	ALGONQUIN	06/30/23	Processed	44.41	USD
179070	10	18380		RON JONES ELECTRIC INC	SOUTH ELGIN	06/30/23	Processed	1,049.58	USD
179071	10	18773	REM2	SARGENTS EQUIPMENT AND REP	PALATINE	06/30/23	Processed	1,216.00	USD
179072	10	15119	REM	SCHNEIDER ELECTRIC BUILDIN	DALLAS	06/30/23	Processed	8,968.69	USD
179073	10	4234	REM	SCHOOL HEALTH CORP	CHICAGO	06/30/23	Processed	4,107.21	USD
179074	10	21002	REM1	SCHOOL SPECIALTY LLC	PHILADELPHIA	06/30/23	Processed	530.00	USD
179075	10	21002	REM1	SCHOOL SPECIALTY LLC	PHILADELPHIA	06/30/23	Processed	1,921.20	USD
179076	10	21002	REM1	SCHOOL SPECIALTY LLC	PHILADELPHIA	06/30/23	Processed	462.88	USD
179077	10	21002	REM1	SCHOOL SPECIALTY LLC	PHILADELPHIA	06/30/23	Processed	9,479.79	USD
179078	10	21002	REM1	SCHOOL SPECIALTY LLC	PHILADELPHIA	06/30/23	Processed	311.88	USD
179079	10	21002	REM1	SCHOOL SPECIALTY LLC	PHILADELPHIA	06/30/23	Processed	2,394.00	USD
179080	10	21002	REM1	SCHOOL SPECIALTY LLC	PHILADELPHIA	06/30/23	Processed	17,602.13	USD
179081	10	21002	REM1	SCHOOL SPECIALTY LLC	PHILADELPHIA	06/30/23	Processed	2,797.05	USD
179082	10	21002	REM1	SCHOOL SPECIALTY LLC	PHILADELPHIA	06/30/23	Processed	5,576.66	USD
179083	10	21002	REM1	SCHOOL SPECIALTY LLC	PHILADELPHIA	06/30/23	Processed	236,093.10	USD
179084	10	21002	REM1	SCHOOL SPECIALTY LLC	PHILADELPHIA	06/30/23	Processed	2,871.19	USD
179085	10	21002	REM1	SCHOOL SPECIALTY LLC	PHILADELPHIA	06/30/23	Processed	18,500.00	USD
179086	10	21002	REM1	SCHOOL SPECIALTY LLC	PHILADELPHIA	06/30/23	Processed	6,198.16	USD
179087	10	21002	REM1	SCHOOL SPECIALTY LLC	PHILADELPHIA	06/30/23	Processed	22,708.78	USD
179088	10	21002	REM1	SCHOOL SPECIALTY LLC	PHILADELPHIA	06/30/23	Processed	2,724.63	USD
179089	10	21002	REM1	SCHOOL SPECIALTY LLC	PHILADELPHIA	06/30/23	Processed	10,947.16	USD

Cash Payment Register

AP265 Date 07/07/23
Time 10:53

Pay Group D300 Community School District 300 USD
Post Company 10 Educational Fund USD
Cash Payment Register for thru 12/31/20

Page 4

Current Report Account Currency

Cash Code HBAP Harris Bank Accounts Payable Currency USD
Payment Code MHC

Payment Number	Co	Vendor Number	Remit To	Name	City	Payment Date	Status	Payment Amount	Curr
179090	10	21002	REM1	SCHOOL SPECIALTY LLC	PHILADELPHIA	06/30/23	Processed	10,064.56	USD
179091	10	21002	REM1	SCHOOL SPECIALTY LLC	PHILADELPHIA	06/30/23	Processed	74,190.00	USD
179092	10	21002	REM1	SCHOOL SPECIALTY LLC	PHILADELPHIA	06/30/23	Processed	44,022.00	USD
179093	10	21002	REM1	SCHOOL SPECIALTY LLC	PHILADELPHIA	06/30/23	Processed	67,725.00	USD
179094	10	21002	REM1	SCHOOL SPECIALTY LLC	PHILADELPHIA	06/30/23	Processed	70,870.88	USD
179095	10	21002	REM1	SCHOOL SPECIALTY LLC	PHILADELPHIA	06/30/23	Processed	79,131.34	USD
179096	10	21002	REM1	SCHOOL SPECIALTY LLC	PHILADELPHIA	06/30/23	Processed	63,902.92	USD
179097	10	21002	REM1	SCHOOL SPECIALTY LLC	PHILADELPHIA	06/30/23	Processed	101,090.00	USD
179098	10	21002	REM1	SCHOOL SPECIALTY LLC	PHILADELPHIA	06/30/23	Processed	144,142.00	USD
179099	10	21002	REM1	SCHOOL SPECIALTY LLC	PHILADELPHIA	06/30/23	Processed	38,788.00	USD
179100	10	21002	REM1	SCHOOL SPECIALTY LLC	PHILADELPHIA	06/30/23	Processed	47,901.00	USD
179101	10	21002	REM1	SCHOOL SPECIALTY LLC	PHILADELPHIA	06/30/23	Processed	74,259.44	USD
179102	10	21002	REM1	SCHOOL SPECIALTY LLC	PHILADELPHIA	06/30/23	Processed	60,473.28	USD
179103	10	21002	REM1	SCHOOL SPECIALTY LLC	PHILADELPHIA	06/30/23	Processed	79,522.00	USD
179104	10	21002	REM1	SCHOOL SPECIALTY LLC	PHILADELPHIA	06/30/23	Processed	198,774.00	USD
179105	10	21002	REM1	SCHOOL SPECIALTY LLC	PHILADELPHIA	06/30/23	Processed	21,487.18	USD
179106	10	21002	REM1	SCHOOL SPECIALTY LLC	PHILADELPHIA	06/30/23	Processed	18,650.25	USD
179107	10	15165	REM2	SITEONE LANDSCAPE SUPPLY L	CHICAGO	06/30/23	Processed	1,339.42	USD
179108	10	17829		SOCCER INNOVATIONS	DALLAS	06/30/23	Processed	165.95	USD
179109	10	19927		SOUTHEASTERN EQUIPMENT AND	WEST COLUMBIA	06/30/23	Processed	678.70	USD
179110	10	20595		SPECIAL EDUCATION SYSTEMS	CHICAGO	06/30/23	Processed	4,427.50	USD
179111	10	14188	REM3	STAPLES ADVANTAGE	DALLAS	06/30/23	Processed	798.30	USD
179112	10	21598		STAR AUTISM SUPPORT INC	PORTLAND	06/30/23	Processed	6,360.00	USD
179113	10	14242	REM2	STATE INDUSTRIAL PRODUCTS	BOSTON	06/30/23	Processed	939.40	USD
179114	10	78395	REM	STEINER ELECTRIC CO.	CHICAGO	06/30/23	Processed	12.96	USD
179115	10	20991		STRUT AND SUPPLY, INC	BARRINGTON	06/30/23	Processed	561.52	USD
179116	10	19404		KAREN SULLIVAN	ALGONQUIN	06/30/23	Processed	16.47	USD
179117	10	10537	REM2	SWEETWATER EDUCATION	FORT WAYNE	06/30/23	Processed	1,386.90	USD
179118	10	15594		TALKTOOLS LLC	CHARLESTON	06/30/23	Processed	79.92	USD
179119	10	2211		TEACHER CREATED MATERIALS	HUNTINGTON BEACH	06/30/23	Processed	6,088.17	USD
179120	10	17103	REM	TEACHER'S TEACHER LLC	CHICAGO	06/30/23	Processed	390.00	USD
179121	10	15913		THE EDGE SPORTS APPAREL	HUNTLEY	06/30/23	Processed	1,064.50	USD
179122	10	2985		THERADAPT PRODUCTS INC	LUDINGTON	06/30/23	Processed	1,787.57	USD
179123	10	21220	REM1	TOOLS FOR SCHOOLS INC	PALATINE	06/30/23	Processed	36,000.00	USD
179124	10	22093		TRACK SURFACES COMPANY	ELBURN	06/30/23	Processed	27,000.00	USD
179125	10	713	REM2	TRANE US INC	CHICAGO	06/30/23	Processed	1,551.73	USD
179126	10	18700		TREES R US INC	INGLESIDE	06/30/23	Processed	38,642.50	USD
179127	10	4072	REM1	UNITED RENTALS (NORTH AMER	DALLAS	06/30/23	Processed	2,875.91	USD
179128	10	11477	REM1	US GAMES-Div of BSN SPORTS	DALLAS	06/30/23	Processed	4,427.90	USD
179129	10	4000	REM2	VILLAGE OF ALGONQUIN WS	CHICAGO	06/30/23	Processed	13,119.92	USD
179130	10	49720	REM1	VILLAGE OF LAKE IN THE HIL	LAKE IN THE HILLS	06/30/23	Processed	313.93	USD
179131	10	4395	REM3	VISION SERVICE PLAN	LOS ANGELES	06/30/23	Processed	23,430.71	USD
179132	10	18033	REM2	VISTA HIGHER LEARNING	BOSTON	06/30/23	Processed	65,667.30	USD
179133	10	5994	REM1	VOYAGER SOPRIS LEARNING a	BOSTON	06/30/23	Processed	4,427.50	USD
179134	10	10725	REM	WAKOH WEAR	GENOA	06/30/23	Processed	1,196.50	USD
179135	10	6808	REM1	WEATHERGUARD ROOFING COMPA	ELGIN	06/30/23	Processed	591,176.00	USD
179136	10	6808	REM1	WEATHERGUARD ROOFING COMPA	ELGIN	06/30/23	Processed	2,999.12	USD
179137	10	21911		RICK WEGER	ALGONQUIN	06/30/23	Processed	171.30	USD

Cash Payment Register

AP265 Date 07/07/23
Time 10:53

Pay Group D300 Community School District 300 USD
Post Company 10 Educational Fund USD
Cash Payment Register for thru 12/31/20

Page 5

Current Report Account Currency

Cash Code HBAP Harris Bank Accounts Payable Currency USD
Payment Code MHC

Payment Number	Co	Vendor Number	Remit To	Name	City	Payment Date	Status	Payment Amount	Curr
179138	10	7040		WEST SIDE ELECTRIC SUPPLY	SOUTH ELGIN	06/30/23	Processed	1,051.36	USD
179139	10	14776		WOODSTOCK NORTH HIGH SCHOO	WOODSTOCK	06/30/23	Processed	300.00	USD
179140	10	17497		JASON ZIOLS	ALGONQUIN	06/30/23	Processed	345.25	USD

*** Payment Code MHC Totals
 Total Open Payments 147 3,507,532.53
 Total Reconciled Payments 0.00
 Total Void Payments 0.00
 Total Stale Dated Payments 0
 Total Escheated Payments 0

Cash Payment Register

AP265 Date 07/07/23
Time 10:53

Pay Group D300 Community School District 300 USD
Post Company 10 Educational Fund USD
Cash Payment Register for thru 12/31/20

Page 6

Current Report Account Currency

Cash Code HBAP Harris Bank Accounts Payable Currency USD
Payment Code PCD

Payment Number	Co	Vendor Number	Remit To	Name	City	Payment Date	Status	Payment Amount	Curr
1167	10	10851		AT&T	SAGINAW	06/30/23	Processed	3,219.68	USD
1168	10	4057	REM	HINCKLEY SPRINGS	DALLAS	06/30/23	Processed	99.44	USD
1169	10	9801	REM8	PITNEY BOWES	PITTSBURGH	06/30/23	Processed	122.85	USD
				*** Payment Code	PCD Totals				
					Total Open Payments	3		3,441.97	
					Total Reconciled Payments			0.00	
					Total Void Payments			0.00	
					Total Stale Dated Payments			0	
					Total Escheated Payments			0	

Cash Payment Register

AP265 Date 07/07/23
Time 10:53

Pay Group D300 Community School District 300 USD
Post Company 10 Educational Fund USD
Cash Payment Register for thru 12/31/20

Page 7

Current Report Account Currency

Cash Code HBAP Harris Bank Accounts Payable Currency USD
Payment Code WIR

Payment Number	Co	Vendor Number	Remit To	Name	City	Payment Date	Status	Payment Amount	Curr
3927	10	15827		ABITUA SEWER WATER & PLUMB	LAKE IN THE HILLS	06/30/23	Processed	97,606.00	USD
3928	10	21938		ALPINE DEMOLITION SERVICES	ST CHARLES	06/30/23	Processed	80,568.00	USD
3929	10	20143		ASSOCIATED ELECTRICAL CONT	WOODSTOCK	06/30/23	Processed	41,607.00	USD
3930	10	20143		ASSOCIATED ELECTRICAL CONT	WOODSTOCK	06/30/23	Processed	429,954.00	USD
3931	10	21930		C R LEONARD PLUMBING & HEA	JOLIET	06/30/23	Processed	73,461.00	USD
3932	10	7006		CAREY ELECTRIC CONTRACTING	MCHENRY	06/30/23	Processed	91,633.00	USD
3933	10	20771		CONSOLIDATED FLOORING OF C	ADDISON	06/30/23	Processed	157,819.00	USD
3934	10	21021		DOUGLAS FLOOR COVERING INC	NORTH AURORA	06/30/23	Processed	65,781.00	USD
3935	10	7701	REM	HELM MECHANICAL	FREEPORT	06/30/23	Processed	1,352,846.00	USD
3936	10	11573		KIEFER SPECIALTY FLOORING	LINDENHURST	06/30/23	Processed	100,310.00	USD
3937	10	12770		KINSALE CONTRACTING GROUP	WESTMONT	06/30/23	Processed	109,237.00	USD
3938	10	1111		LAMP INC	ELGIN	06/30/23	Processed	68,577.00	USD
3939	10	1111		LAMP INC	ELGIN	06/30/23	Processed	166,791.00	USD
3940	10	1111		LAMP INC	ELGIN	06/30/23	Processed	1,016.00	USD
3941	10	1111		LAMP INC	ELGIN	06/30/23	Processed	51,983.00	USD
3942	10	11219		MANUSOS GENERAL CONTRACTIN	FOX LAKE	06/30/23	Processed	148,887.00	USD
3943	10	2931		S J CARLSON FIRE PROTECTIO	ROCKFORD	06/30/23	Processed	10,651.00	USD
3944	10	10692		SCHROEDER ASPHALT SERVICES	HUNTLEY	06/30/23	Processed	174,908.00	USD
3945	10	10692		SCHROEDER ASPHALT SERVICES	HUNTLEY	06/30/23	Processed	15,854.00	USD
3946	10	19598		SHALES MCNUTT LLC	ELGIN	06/30/23	Processed	160,259.00	USD
3947	10	12820		VALLEY FIRE PROTECTION SYS	ST. CHARLES	06/30/23	Processed	2,657.00	USD

*** Payment Code WIR Totals
 Total Open Payments 21 3,402,405.00
 Total Reconciled Payments 0.00
 Total Void Payments 0.00
 Total Stale Dated Payments 0
 Total Escheated Payments 0

*** Cash Code HBAP Totals
 Total Open Payments 183 10,907,800.79
 Total Reconciled Payments 0.00
 Total Void Payments 0.00
 Total Stale Dated Payments 0
 Total Escheated Payments 0

*** Pay Group D300 USD Totals
 Total Open Payments 183 10,907,800.79
 Total Reconciled Payments 0.00
 Total Void Payments 0.00
 Total Stale Dated Payments 0
 Total Escheated Payments 0

Cash Payment Register

AP265 Date: 07/03/23
Time: 09:53

JOB SUBMISSION PARAMETERS

User Name: D300\julia.geske
Job Name: AP265
Step Nbr: 1

Pay Group: D300
Company:
Process Level:

Community School District 300

Cash Code:
or Cash Code Group:
or Cash Code List:

Payment Dates: -

Report Option: C
Document Currency: A
Payment Code:
Format Option: S

Current
Account Currency
Standard

Cash Payment Register

AP265 Date 07/03/23
Time 09:53

Pay Group D300 Community School District 300 USD
Post Company 10 Educational Fund USD
Cash Payment Register for thru 12/31/20

Page 1

Current Report Account Currency

Cash Code HBAP Harris Bank Accounts Payable Currency USD
Payment Code WIR

Payment Number	Co	Vendor Number	Remit To	Name	City	Payment Date	Status	Payment Amount	Curr
3905	10	12763		BMO HARRIS BANK	CHICAGO	06/30/23	Processed	143,651.55	USD

*** Payment Code WIR Totals

Total Open Payments	1	143,651.55
Total Reconciled Payments		0.00
Total Void Payments		0.00
Total Stale Dated Payments		0
Total Escheated Payments		0

*** Cash Code HBAP Totals

Total Open Payments	1	143,651.55
Total Reconciled Payments		0.00
Total Void Payments		0.00
Total Stale Dated Payments		0
Total Escheated Payments		0

*** Pay Group D300 USD Totals

Total Open Payments	1	143,651.55
Total Reconciled Payments		0.00
Total Void Payments		0.00
Total Stale Dated Payments		0
Total Escheated Payments		0

Cash Payment Register

AP265 Date: 06/29/23
Time: 13:48

JOB SUBMISSION PARAMETERS

User Name: D300\julia.geske
Job Name: AP265
Step Nbr: 1

Pay Group: D300
Company:
Process Level:

Community School District 300

Cash Code:
or Cash Code Group:
or Cash Code List:

Payment Dates: -

Report Option: C
Document Currency: A
Payment Code:
Format Option: S

Current
Account Currency
Standard

Cash Payment Register

AP265 Date 06/29/23
Time 13:48

Pay Group D300 Community School District 300 USD
Post Company 10 Educational Fund USD
Cash Payment Register for thru 12/31/20

Page 1

Current Report Account Currency

Cash Code HBAP Harris Bank Accounts Payable Currency USD
Payment Code ACH

Payment Number	Co	Vendor Number	Remit To	Name	City	Payment Date	Status	Payment Amount	Curr
2368	10	18714	ACH	INTERSTATE ROOF SYSTEMS CO	NEW BERLIN	06/30/23	Processed	27,050.00	USD

*** Payment Code ACH Totals

Total Open Payments	1	27,050.00
Total Reconciled Payments		0.00
Total Void Payments		0.00
Total Stale Dated Payments		0
Total Escheated Payments		0

Cash Payment Register

AP265 Date 06/29/23
Time 13:48

Pay Group D300 Community School District 300 USD
Post Company 10 Educational Fund USD
Cash Payment Register for thru 12/31/20

Current Report Account Currency

Cash Code HBAP Harris Bank Accounts Payable Currency USD
Payment Code MHC

Payment Number	Co	Vendor Number	Remit To	Name	City	Payment Date	Status	Payment Amount	Curr
178946	10	18851	REM1	LEGAT ARCHITECTS	GURNEE	06/29/23	Processed	5,432.50	USD
178947	10	75970	REM1	VILLAGE OF SLEEPY HOLLOW	SLEEPY HOLLOW	06/29/23	Processed	869.16	USD

*** Payment Code MHC Totals

Total Open Payments	2	6,301.66	USD
Total Reconciled Payments		0.00	
Total Void Payments		0.00	
Total Stale Dated Payments		0	
Total Escheated Payments		0	

Community Unit School District 300
A/P Board Bill Listing for July 18, 2023

<u>Fund</u>	<u>Amount</u>
Educational	\$ 2,232,079.18
Health Insurance Fund	\$ 42,860.42
Grant Fund	\$ 37,218.94
COVID 19 Fund	\$ 308,504.06
Operations & Maintenance	\$ 116,925.04
Bond & Interest	
Transportation	\$ 69,872.50
Site & Construction	
Impact Fees	
Tort Immunity Fund	
	<hr/>
Total All Funds	<u>\$ 2,807,460.14</u>

Approved at a meeting of the Board of Education, Community Unit School District No. 300

Date: _____

Signed: _____
President

Secretary

Cash Payment Register

AP265 Date: 07/12/23
Time: 16:52

JOB SUBMISSION PARAMETERS

User Name: D300\floriscilla.enriquez
Job Name: AP265
Step Nbr: 1

Pay Group: D300 Community School District 300
Company:
Process Level:

Cash Code: HBAP Harris Bank Accounts Payable
or Cash Code Group:
or Cash Code List:

Payment Dates: 071823 - 071923

Report Option: A All
Document Currency: A Account Currency
Payment Code:
Format Option: S Standard

Cash Payment Register

AP265 Date 07/12/23
Time 16:52

Pay Group D300 Community School District 300 USD
Post Company 10 Educational Fund USD
Cash Payment Register for 07/18/23 thru 07/19/23

All Report Account Currency

Cash Code HBAP Harris Bank Accounts Payable Currency USD
Payment Code ACH

Payment Number	Co	Vendor Number	Remit To	Name	City	Payment Date	Status	Payment Amount	Curr
2384	10	21858	ACH	AMAZON CAPITAL SERVICES IN	SEATTLE	07/19/23	Issued	3,449.61	USD
2385	10	19088	ACH	BANK FINANCIAL, NATIONAL A	BURR RIDGE	07/19/23	Issued	1,390,800.73	USD
2386	10	7642	ACH	ANDERSON LOCK	DES PLAINES	07/19/23	Issued	2,545.61	USD
2387	10	20141	ACH	APEX3 SYSTEMS LLC	STREAMWOOD	07/19/23	Issued	1,650.00	USD
2388	10	21747	FND	ARBITERSPORTS LLC	Sandy	07/19/23	Issued	100,000.00	USD
2389	10	21157	ACH	B&B NETWORKS INC	WEST CHICAGO	07/19/23	Issued	58,921.36	USD
2390	10	3158	ACH	CDW GOVERNMENT	CHICAGO	07/19/23	Issued	60,128.32	USD
2391	10	4620	ACH	COMMUNICATIONS DIRECT INC	BATAVIA	07/19/23	Issued	359.60	USD
2392	10	13380	ACH	CREATIVE PROMOTIONAL APPAR	CARPENTERSVILLE	07/19/23	Issued	736.50	USD
2393	10	21941	ACH	CROSSFIT ENCLAVE	EAST DUNDEE	07/19/23	Issued	960.00	USD
2394	10	13038	ACH	DIAMOND GRAPHICS OF ALGONQ	Algonquin	07/19/23	Issued	425.00	USD
2395	10	21752	ACH	EDUSTAFF LLC	GRAND RAPIDS	07/19/23	Issued	2,934.75	USD
2396	10	21082	ACH	EVERDRIVEN TECHNOLOGIES	ST. GEORGE	07/19/23	Issued	7,515.00	USD
2397	10	21264	ACH	FASTSIGNS OF CARPENTERSVIL	CARPETNERSVILLE	07/19/23	Issued	588.24	USD
2398	10	2919	ACH	THE FLOLO CORPORATION	WEST CHICAGO	07/19/23	Issued	1,247.77	USD
2399	10	2580	ACH2	W W GRAINGER INC.	PALATINE	07/19/23	Void	0.00	USD
2400	10	18513	ACH	IDENTITY AUTOMATION	HOUSTON	07/19/23	Issued	114,730.00	USD
2401	10	19062	ACH	KLEIN THORPE & JENKINS LT	CHICAGO	07/19/23	Issued	2,132.62	USD
2402	10	8206	ACH	LAKE COOK DISTRIBUTORS INC	WAUCONDA	07/19/23	Issued	237.19	USD
2403	10	21836	ACH	MANPOWER	AURORA	07/19/23	Issued	5,498.21	USD
2404	10	20480	ACH	SHANNON TAMPA	ALGONQUIN	07/19/23	Issued	960.00	USD
2405	10	20804	ACH	ANTOINETTE MORALES c/o	ELGIN	07/19/23	Issued	1,700.00	USD
2406	10	15388	ACH	PARKLAND PREPARATORY ACADE	BARTLETT	07/19/23	Issued	53,893.40	USD
2407	10	21498	ACH	SHRUB OAK INTERNATIONAL SC	MOHEGAN LAKE	07/19/23	Issued	44,641.25	USD
2408	10	12076	ACH	THE WINSTON KNOLLS SCHOOL	HOFFMAN ESTATES	07/19/23	Issued	28,469.28	USD
2409	10	1528	ACH	USI INC	WOBURN	07/19/23	Issued	2,005.41	USD

*** Payment Code ACH Totals

Total Open Payments	25	1,886,529.85
Total Reconciled Payments		0.00
Total Void Payments	1	0.00
Total Stale Dated Payments		0
Total Escheated Payments		0

Cash Payment Register

AP265 Date 07/12/23
Time 16:52

Pay Group D300 Community School District 300 USD
Post Company 10 Educational Fund USD
Cash Payment Register for 07/18/23 thru 07/19/23

Page 2

All Report Account Currency

Cash Code HBAP Harris Bank Accounts Payable Currency USD
Payment Code MHC

Payment Number	Co	Vendor Number	Remit To	Name	City	Payment Date	Status	Payment Amount	Curr
179142	10	19928		AGC EDUCATION INC	BRIDGEVILLE	07/18/23	Issued	1,155.00	USD
179143	10	16637	REM3	HUDL	CHICAGO	07/18/23	Issued	53,700.00	USD
179144	10	17883	REM1	AL WARREN OIL COMPANY INC	HAMMOND	07/18/23	Issued	34,346.70	USD
179145	10	9556		ALARM DETECTION SYSTEMS IN	AURORA	07/18/23	Issued	3,368.67	USD
179146	10	11666		AMERICAN READING COMPANY	BLUE BELL	07/18/23	Issued	1,025.00	USD
179147	10	11780		AMERICAN TAXI DISPATCH INC	MOUNT PROSPECT	07/18/23	Issued	27,965.00	USD
179148	10	14953		ANTHONY CRANE RENTAL INC	MUNDELEIN	07/18/23	Issued	650.00	USD
179149	10	565	REM	APPLE COMPUTER INC.	ATLANTA	07/18/23	Issued	598.00	USD
179150	10	21929		ASSOC MATERIAL HANDLING	ADDISON	07/18/23	Issued	135.00	USD
179151	10	5739		AUTOMATIC FIRE SYSTEMS INC	ROCKFORD	07/18/23	Issued	429.00	USD
179152	10	21730		BATTERIES PLUS 1028	ALGONQUIN	07/18/23	Issued	731.80	USD
179153	10	18286	REM1	BLUUM OF MINNESOTA LLC	PHOENIX	07/18/23	Issued	15,750.00	USD
179154	10	2239	REM	BOTTS WELDING & TRUCK SVC	Woodstock	07/18/23	Issued	28.00	USD
179155	10	8895	REM5	BSN SPORTS LLC	DALLAS	07/18/23	Issued	554.00	USD
179156	10	21456	REM1	BUSINESS ESSENTIALS	MINNEAPOLIS	07/18/23	Issued	6,979.49	USD
179157	10	14545		CAMELOT THERAPEUTIC SCHOOL	NEWARK	07/18/23	Issued	7,211.02	USD
179158	10	8615	REM	CARRIER CORPORATION	CHICAGO	07/18/23	Issued	3,926.33	USD
179159	10	18745		CENTRAL RESTAURANT PRODUCT	INDIANAPOLIS	07/18/23	Issued	619.95	USD
179160	10	21109	REM2	CENTRAL TREE & LANDSCAPE M	PINGREE GROVE	07/18/23	Issued	8,120.00	USD
179161	10	16330	REM2	CENTURY PRINT AND GRAPHICS	SYCAMORE	07/18/23	Issued	113.52	USD
179162	10	49605	REM3	CONSERV FS, INC	CHICAGO	07/18/23	Issued	8,395.77	USD
179163	10	11845	REM	COSTCO BUSINESS MEMBERSHIP	SEATTLE	07/18/23	Issued	180.00	USD
179164	10	22003	REM1	COLLIERS INTERNATIONAL	ROSEMONT	07/18/23	Issued	1,486.08	USD
179165	10	4155		CRYSTAL LAKE SOUTH HIGH SC	CRYSTAL LAKE	07/18/23	Issued	450.00	USD
179166	10	18541		CUBICLEKEYS.COM	LOUISVILLE	07/18/23	Issued	90.00	USD
179167	10	23470	REM2	CURRICULUM ASSOCIATES LLC	NORTH BILLERICA	07/18/23	Issued	133.50	USD
179168	10	4505	REM	DEKALB HIGH SCHOOL	DEKALB	07/18/23	Issued	200.00	USD
179169	10	1164	REM3	DELTA DENTAL OF ILLINOIS-R	CHICAGO	07/18/23	Issued	4,106.26	USD
179170	10	3449	REM3	DEMCO INC	MILWAUKEE	07/18/23	Issued	123.96	USD
179171	10	15031	REM	DISCOVERY EDUCATION	BALTIMORE	07/18/23	Issued	302,500.00	USD
179172	10	12540	REM2	EQUIPMENT DEPOT ILLINOIS	MINNEAPOLIS	07/18/23	Issued	1,367.53	USD
179173	10	13693	REM1	ESSCOE LLC	LAKE ZURICH	07/18/23	Issued	666.25	USD
179174	10	22006		ESTRELLITA INC	ENGLEWOOD	07/18/23	Issued	2,998.00	USD
179175	10	17404	REM	FERGUSON ENTERPRISES #1550	CHICAGO	07/18/23	Issued	17,289.12	USD
179176	10	3291	REM3	SPECIAL EDUCATION SERVICES	CHICAGO	07/18/23	Issued	4,148.76	USD
179177	10	19730	REM	ACP, LLC	ALABASTER	07/18/23	Issued	6,495.00	USD
179178	10	15788	REM	G SPORTS WRESTLING	BLOOMINGTON	07/18/23	Issued	449.50	USD
179179	10	20873		GARVEY'S OFFICE PRODUCTS	NILES	07/18/23	Issued	1,979.80	USD
179180	10	9160	REM1	GOV CONNECTION, INC.	PITTSBURGH	07/18/23	Issued	53,318.06	USD
179181	10	8701		GRAYSLAKE HIGH SCHOOL	GRAYSLAKE	07/18/23	Issued	225.00	USD
179182	10	9713	REM2	GUSTAVE A LARSON COMPANY	MINNEAPOLIS	07/18/23	Issued	2,268.76	USD
179183	10	4057	REM	HINCKLEY SPRINGS	DALLAS	07/18/23	Issued	241.73	USD
179184	10	252		HOLIAN INSULATION COMPANY	SPRING GROVE	07/18/23	Issued	2,327.38	USD
179185	10	6079	REM4	HOME DEPOT CREDIT SERVICES	LOUISVILLE	07/18/23	Issued	3,317.08	USD
179186	10	8197	REM2	HUNTLEY ATHLETICS	HUNTLEY	07/18/23	Issued	200.00	USD
179187	10	42580		ILLINOIS HIGH SCHOOL ASSN	BLOOMINGTON	07/18/23	Issued	195.00	USD
179188	10	4602		ILLINOIS PRINCIPALS ASSOCI	SPRINGFIELD	07/18/23	Issued	299.00	USD
179189	10	10751	REM3	ILLINOIS TOLLWAY	CHICAGO	07/18/23	Issued	17.80	USD

Cash Payment Register

AP265 Date 07/12/23
Time 16:52

Pay Group D300 Community School District 300 USD
Post Company 10 Educational Fund USD
Cash Payment Register for 07/18/23 thru 07/19/23

Page 3

All Report Account Currency

Cash Code HBAP Harris Bank Accounts Payable Currency USD
Payment Code MHC

Payment Number	Co	Vendor Number	Remit To	Name	City	Payment Date	Status	Payment Amount	Curr
179190	10	6220	REM	KANE CO REGIONAL OFFICE OF	GENEVA	07/18/23	Issued	175.00	USD
179191	10	5939		KIRHOFERS SPORTS INC	AURORA	07/18/23	Issued	897.00	USD
179192	10	21450		KRANZ INC	RACINE	07/18/23	Issued	974.48	USD
179193	10	7711		LAKE PARK HIGH SCHOOL	ROSELLE	07/18/23	Issued	250.00	USD
179194	10	1504		LAKESHORE LEARNING MATERIA	CARSON	07/18/23	Issued	39.96	USD
179195	10	12373		LARGE UNIT DISTRICT ASSOC	HUNTLEY	07/18/23	Issued	5,700.00	USD
179196	10	20296		MATH TEACHERS PRESS INC	MINNEAPOLIS	07/18/23	Issued	429.61	USD
179197	10	529		MID VALLEY GLASS AND SERVI	EAST DUNDEE	07/18/23	Issued	681.00	USD
179198	10	21678		MINDWORKS LOVE AND LOGIC	COSTA MESA	07/18/23	Issued	1,998.00	USD
179199	10	11777	REM3	MOBILE MINI	CHICAGO	07/18/23	Issued	693.08	USD
179200	10	10431	REM	NAPERVILLE CENTRAL HIGH SC	NAPERVILLE	07/18/23	Issued	300.00	USD
179201	10	21454	REM	NORTH AMERICAN CORP of IL	CHICAGO	07/18/23	Issued	5,846.94	USD
179202	10	2701		OAK FIRE & SECURITY SYSTEM	HOMER GLEN	07/18/23	Issued	175.00	USD
179203	10	9464	REM	ON TARGET SALES	ALGONQUIN	07/18/23	Issued	2,900.00	USD
179204	10	63671	REM1	ORIENTAL TRADING CO-OTC BR	MINNEAPOLIS	07/18/23	Issued	81.78	USD
179205	10	15987		PAULY'S CUSTOM APPAREL COM	CRYSTAL LAKE	07/18/23	Issued	215.76	USD
179206	10	20698	REM1	LIMINEX INC	PASADENA	07/18/23	Issued	34,250.16	USD
179207	10	4157		PENTEGRA SYSTEMS LLC	NAPERVILLE	07/18/23	Issued	26,538.34	USD
179208	10	16395		PEORIA HIGH SCHOOL	PEORIA	07/18/23	Issued	275.00	USD
179209	10	15348		PERSPECTIVES LTD	CHICAGO	07/18/23	Issued	19,000.00	USD
179210	10	20035	REM	PLANTE & MORAN PLLC	CHICAGO	07/18/23	Issued	5,000.00	USD
179211	10	9764		PRO-SOURCE DISTRIBUTORS	ROCKFORD	07/18/23	Issued	1,869.14	USD
179212	10	6378	REM1	REALLY GOOD STUFF	CHICAGO	07/18/23	Issued	894.96	USD
179213	10	20901	REM	ROCCO Z MUSIC LLC	MCHENRY	07/18/23	Issued	300.00	USD
179214	10	10748		ROCHESTER 100 INC	ROCHESTER	07/18/23	Issued	882.00	USD
179215	10	8651		ROCKFORD AUBURN HIGH SCHOO	ROCKFORD	07/18/23	Issued	275.00	USD
179216	10	8726		ROLLING MEADOWS HIGH SCHOO	ROLLING MEADOWS	07/18/23	Issued	300.00	USD
179217	10	18380		RON JONES ELECTRIC INC	SOUTH ELGIN	07/18/23	Issued	5,466.00	USD
179218	10	11672	REM	SCHOOL DATEBOOKS, INC	LAFAYETTE	07/18/23	Issued	2,714.10	USD
179219	10	4234	REM	SCHOOL HEALTH CORP	CHICAGO	07/18/23	Issued	2,590.17	USD
179220	10	21002	REM1	SCHOOL SPECIALTY LLC	PHILADELPHIA	07/18/23	Issued	314.82	USD
179221	10	21002	REM1	SCHOOL SPECIALTY LLC	PHILADELPHIA	07/18/23	Issued	2,232.16	USD
179222	10	21002	REM1	SCHOOL SPECIALTY LLC	PHILADELPHIA	07/18/23	Issued	492.55	USD
179223	10	21002	REM1	SCHOOL SPECIALTY LLC	PHILADELPHIA	07/18/23	Issued	484.60	USD
179224	10	21002	REM1	SCHOOL SPECIALTY LLC	PHILADELPHIA	07/18/23	Issued	730.49	USD
179225	10	21002	REM1	SCHOOL SPECIALTY LLC	PHILADELPHIA	07/18/23	Issued	5,432.30	USD
179226	10	21002	REM1	SCHOOL SPECIALTY LLC	PHILADELPHIA	07/18/23	Issued	4,974.60	USD
179227	10	21002	REM1	SCHOOL SPECIALTY LLC	PHILADELPHIA	07/18/23	Issued	847.58	USD
179228	10	21002	REM1	SCHOOL SPECIALTY LLC	PHILADELPHIA	07/18/23	Issued	235.00	USD
179229	10	21002	REM1	SCHOOL SPECIALTY LLC	PHILADELPHIA	07/18/23	Issued	277.74	USD
179230	10	21002	REM1	SCHOOL SPECIALTY LLC	PHILADELPHIA	07/18/23	Issued	43,411.07	USD
179231	10	17316	REM	SEAL OF ILLINOIS	PALATINE	07/18/23	Issued	9,189.60	USD
179232	10	16891	REM3	SPECIAL EDUCATION SERVICES	CHICAGO	07/18/23	Issued	16,006.32	USD
179233	10	9448		ST CHARLES NORTH HIGH SCHO	ST CHARLES	07/18/23	Issued	275.00	USD
179234	10	14188	REM3	STAPLES ADVANTAGE	DALLAS	07/18/23	Issued	769.79	USD
179235	10	7311		STREAMWOOD HIGH SCHOOL	STREAMWOOD	07/18/23	Issued	300.00	USD
179236	10	22065		SUNCLOUD HEALTH S.C.	NORTHBROOK	07/18/23	Issued	469.77	USD
179237	10	7708	REM	SYCAMORE HS & MS	SYCAMORE	07/18/23	Issued	350.00	USD

Cash Payment Register

AP265 Date 07/12/23
Time 16:52

Pay Group D300 Community School District 300 USD
Post Company 10 Educational Fund USD
Cash Payment Register for 07/18/23 thru 07/19/23

Page 4

All Report Account Currency

Cash Code HBAP Harris Bank Accounts Payable Currency USD
Payment Code MHC

Payment Number	Co	Vendor Number	Remit To	Name	City	Payment Date	Status	Payment Amount	Curr
179238	10	21842	REM	TENNIS27 INC	SCHAUMBURG	07/18/23	Issued	1,744.00	USD
179239	10	18998	REM1	THE HORTON GROUP INC	CHICAGO	07/18/23	Issued	7,000.00	USD
179240	10	5302	REM2	ENABLING DEVICES	HAWTHORNE	07/18/23	Issued	97.95	USD
179241	10	18757	REM1	TURNITIN LLC	LOS ANGELES	07/18/23	Issued	11,991.20	USD
179242	10	11468	REM	ULINE	CHICAGO	07/18/23	Issued	725.63	USD
179243	10	27280		UNITED STATES POSTAL SERVI	CAROL STREAM	07/18/23	Issued	13,750.00	USD
179244	10	19206	REM2	VENTRIS LEARNING	SUN PRARIE	07/18/23	Issued	376.25	USD
179245	10	18279		VEX ROBOTICS INC	GREENVILLE	07/18/23	Issued	9,882.12	USD
179246	10	16059	REM	VIRCO INC	CONWAY	07/18/23	Issued	186.99	USD
179247	10	4395	REM3	VISION SERVICE PLAN	LOS ANGELES	07/18/23	Issued	2,895.07	USD
179248	10	7040		WEST SIDE ELECTRIC SUPPLY	SOUTH ELGIN	07/18/23	Issued	663.06	USD
179249	10	19274	REM1	WEVIDEO INC	PASADENA	07/18/23	Issued	60,305.64	USD
179250	10	7313		WOODSTOCK HIGH SCHOOL	WOODSTOCK	07/18/23	Issued	300.00	USD
179251	10	14776		WOODSTOCK NORTH HIGH SCHO	WOODSTOCK	07/18/23	Issued	850.00	USD
179252	10	2580	ACH2	W W GRAINGER INC.	PALATINE	07/18/23	Issued	3,765.55	USD

*** Payment Code MHC Totals

Total Open Payments	111	905,915.15
Total Reconciled Payments		0.00
Total Void Payments		0.00
Total Stale Dated Payments		0
Total Escheated Payments		0

Cash Payment Register

AP265 Date 07/12/23
Time 16:52

Pay Group D300 Community School District 300 USD
Post Company 10 Educational Fund USD
Cash Payment Register for 07/18/23 thru 07/19/23

Page 5

All Report Account Currency

Cash Code HBAP Harris Bank Accounts Payable Currency USD
Payment Code WIR

Payment Number	Co	Vendor Number	Remit To	Name	City	Payment Date	Status	Payment Amount	Curr	
3948	10	7813	REMI	UNITED STATES TREASURY	CINCINNATI	07/18/23	Issued	9,209.09	USD	
3949	10	7813	REMI	UNITED STATES TREASURY	CINCINNATI	07/18/23	Issued	5,730.00	USD	
3950	10	3474	REM	TEACHERS' RETIREMENT SYSTE	SPRINGFIELD	07/18/23	Issued	76.05	USD	
*** Payment Code WIR Totals										
Total Open Payments								3	15,015.14	
Total Reconciled Payments									0.00	
Total Void Payments									0.00	
Total Stale Dated Payments									0	
Total Escheated Payments									0	
*** Cash Code HBAP Totals										
Total Open Payments								139	2,807,460.14	
Total Reconciled Payments									0.00	
Total Void Payments								1	0.00	
Total Stale Dated Payments									0	
Total Escheated Payments									0	
*** Pay Group D300 USD Totals										
Total Open Payments								139	2,807,460.14	
Total Reconciled Payments									0.00	
Total Void Payments								1	0.00	
Total Stale Dated Payments									0	
Total Escheated Payments									0	

Your board package includes the May 2023 Unaudited Treasurer and Financial Report. Report highlights are as follows:

Treasurer Report

As of May 31, 2023, the District had \$125,701,264 of cash on hand. The cash balance by fund was:

Operating Fund	\$87,680,963
Bond & Interest Fund	\$1,674,203
Site & Construction Fund	\$36,346,098
Total	\$125,701,264

Financial Report Analysis-All Funds

Expenditures- If the District were to spend their dollars evenly each month, costs through May should be 92% of total spending. Listed below is a summary of cash expenditures as a percentage of total spending by fund.

Fund	% of Budget	Comment
Education	79.62%	This fund is on trend. Teacher and para salaries start in late August, as the previous year's wages were accrued in June 2022.
Operations & Maintenance	79.99%	This fund is on trend.
Bond & Interest	80.45%	The bond & interest fund is used to pay our debt payments made in December and June.
Transportation	83.48%	This fund is on trend.
IMRF/Social Security	79.54%	This fund is on trend. Teacher and para salaries start in late August, as the previous year's wages were accrued in June 2022.
Capital Projects	38.40%	This fund is used to pay for our capital projects.
Tort	100.01%	The tort fund is used to pay our insurance premiums. These premiums are paid in July.

Revenues- the District has received 68.13% of its budgeted revenue compared to 73.18% prior YTD.

Financial Reporting Analysis- Operating Funds

Operating Fund Revenue Summary by Source- 68.63% compared to 74.78% prior YTD.

- Local Revenues are on-trend at 55.78%; Property tax revenue will start to come in through June.
- State Revenues are on-trend at 93.58%;
- Federal Revenues are on-trend at 92.28% and are in line with federal grant expenditures.

Operating Fund Expenditure Summary by Object- 63.58% compared to 65.02% prior to YTD.

- Salaries are at 77.93%- teacher and para salaries started on August 26, as with previous school years, will accrue into June 2023;
- Benefits are at 76.25%- teacher and para salaries started on August 26, as with previous school years, will accrue into June 2023;
- Purchase Services are at 87.88%;
- Supplies/Materials are at 90.46%;
- Capital Outlay are at 85.46%;
- Other/Tuition are at 71.64%;
- Non-Capitalized Equipment (any equipment under our \$5,000 capitalization threshold) is 91.98%. A large portion of the expenditures were purchases for Big Timber Elementary School.

Monthly Notes:

- Short-term interest rates have increased from 4.798% in April to 4.951% in May. Total interest for the year is \$4,711,141.
- As of the end of May, health claims have exceeded the total premiums by \$3.2 million.
- The Tort Fund has a deficit balance of (\$178,684) due to payment of the District insurance premiums for worker's compensation and general liability insurance coverage. Property tax collections throughout the year will offset this deficit by the end of the fiscal year. The deficit is being covered by a loan from the working cash fund.
- Financials are presented on an unaudited cash basis and do not represent the District's final financial statements.

TREASURER'S REPORT FOR THE MONTH OF MAY 2023

INVESTMENTS AT COST: \$ 125,701,263.97

(See attached schedule for investment detail)

MONTHLY PAYROLL:

Educational Fund	\$ 12,300,454.38	
O&M Fund	\$ 661,607.85	
Transportation Fund	<u>\$ 56,768.04</u>	\$ 13,018,830.27

PAYROLL RELATED EXPENDITURES:

(Not reflected in A/P Bill Listing)

Educational and Transportation Funds:

Teachers, Retirement System	<u>\$ 858,741.14</u>	
-----------------------------	----------------------	--

Total Teachers, Retirement System		\$ 858,741.14
-----------------------------------	--	---------------

Illinois Municipal Retirement Fund

IMRF	\$ 171,705.44	
FICA	\$ 152,634.41	
Medicare	<u>\$ 174,089.37</u>	

Total IMRF/FICA/Medicare Fund		\$ 498,429.22
-------------------------------	--	---------------

Total Payroll and Related Expenditures		<u><u>\$ 14,376,000.63</u></u>
---	--	--------------------------------

COMMUNITY UNIT SCHOOL DISTRICT #300

Financial Report 11

May 31, 2023

By Fund, By Object

All Funds	FY23 Budget	FY23 Actual	% of FY23 Budget
Local	246,113,480	140,672,668	57.16%
State	85,508,339	79,968,199	93.52%
Federal	29,062,299	25,076,140	86.28%
Other Source	-	-	
Total Revenues	<u>360,684,118</u>	<u>245,717,007</u>	<u>68.13%</u>
Salaries	178,380,648	139,015,698	77.93%
Benefits	47,386,856	36,133,169	76.25%
Purchased Services	56,371,145	49,530,789	87.87%
Supplies/Materials	13,154,220	11,898,812	90.46%
Capital Outlay	24,269,259	9,900,307	40.79%
Other	40,840,484	31,849,819	77.99%
Non-Capitalized Equipment	5,198,746	4,781,608	91.98%
Total Expenditures	<u>365,601,358</u>	<u>283,110,201</u>	<u>77.44%</u>
Revenues Over Disbursements	(4,917,240)	(37,393,194)	
Other Financing Sources	-	-	
Fund Balance Transfer	-	-	
Net Change to Fund Balance	<u>(4,917,240)</u>	<u>(37,393,194)</u>	

COMMUNITY UNIT SCHOOL DISTRICT #300

Financial Report 11

May 31, 2023

By Fund, By Object

Operating Funds	FY23 Budget	FY23 Actual	% of FY23 Budget
Local	214,275,037	119,533,306	55.78%
State	85,458,339	79,968,199	93.58%
Federal	26,223,454	24,199,810	92.28%
Other Sources	-	-	
Total Revenues	<u>325,956,830</u>	<u>223,701,314</u>	<u>68.63%</u>
Salaries	178,380,648	139,015,698	77.93%
Benefits	47,386,856	36,133,169	76.25%
Purchased Services	56,351,145	49,523,649	87.88%
Supplies/Materials	13,154,220	11,898,812	90.46%
Capital Outlay	1,235,907	1,056,214	85.46%
Other/Tuition	11,524,006	8,255,975	71.64%
Non-Capitalized Equipment	5,198,746	4,781,608	91.98%
Total Expenditures	<u>313,231,528</u>	<u>250,665,124</u>	<u>80.03%</u>
Revenues Over Disbursements	12,725,302	(26,963,810)	
Other Financing Sources	-	-	
Fund Balance Transfer	-	-	
Net Change to Fund Balance	<u>12,725,302</u>	<u>(26,963,810)</u>	

COMMUNITY UNIT SCHOOL DISTRICT #300

Financial Report 11

May 31, 2023

By Fund, By Object

Fund 1-Educational	FY23 Budget	FY23 Actual	% of FY23 Budget
Local	168,470,217	92,564,507	54.94%
State	76,393,073	70,960,769	92.89%
Federal	26,223,454	24,199,810	92.28%
Other Sources	-	-	
Total Revenues	271,086,744	187,725,086	69.25%
Salaries	168,404,172	130,842,684	77.70%
Benefits	38,572,977	29,087,226	75.41%
Purchased Services	32,466,712	29,217,382	89.99%
Supplies/Materials	5,646,646	6,112,475	108.25%
Capital Outlay	248,661	394,661	158.71%
Other/Tuition	11,515,006	8,250,066	71.65%
Non-Capitalized Equipment	4,929,638	4,520,945	91.71%
Total Expenditures	261,783,812	208,425,438	79.62%
Revenues Over Disbursements	9,302,932	(20,700,352)	
Other Financing Source Transfers	-	-	
Fund Balance Transfer	-	-	
Net Change to Fund Balance	9,302,932	(20,700,352)	
 Fund 2-Operations & Maintenance			
Local	25,813,825	16,429,972	63.65%
State	-	-	
Other Sources	-	-	
Total Revenues	25,813,825	16,429,972	63.65%
Salaries	9,517,262	7,640,702	80.28%
Benefits	1,624,766	1,304,033	80.26%
Purchased Services	3,927,048	3,521,055	89.66%
Supplies/Materials	6,102,390	4,493,367	73.63%
Capital Outlay	896,610	651,158	72.62%
Other	9,000	5,910	65.66%
Non-Capitalized Equipment	269,108	258,636	96.11%
Total Expenditures	22,346,184	17,874,861	79.99%
Revenues Over Disbursements	3,467,641	(1,444,890)	
Other Financing Source Transfers	-	-	
Net Change to Fund Balance	3,467,641	(1,444,890)	
 Fund 3-Bond & Interest			
Local	26,932,112	14,617,702	54.28%
Other Sources	-	-	0.00%
Total Revenues	26,932,112	14,617,702	54.28%
Purchased Services	20,000	7,140	35.70%
Other	29,316,478	23,593,844	80.48%
Total Expenditures	29,336,478	23,600,984	80.45%
Revenues Over Disbursements	(2,404,366)	(8,983,281)	
Other Financing Sources/(Uses)	-	-	
Net Change to Fund Balance	(2,404,366)	(8,983,281)	

3- Object Comparison 23

COMMUNITY UNIT SCHOOL DISTRICT #300

Financial Report 11

May 31, 2023

By Fund, By Object

	FY23 Budget	FY23 Actual	% of FY23 Budget
Fund 4-Transportation			
Local	10,727,581	5,042,970	47.01%
State	9,065,266	9,007,430	99.36%
Other Sources	-	-	
Total Revenues	<u>19,792,847</u>	<u>14,050,400</u>	<u>70.99%</u>
Salaries	459,214	532,312	115.92%
Benefits	11,822	33,117	280.13%
Purchased Services	17,818,247	14,645,964	82.20%
Supplies/Materials	1,405,184	1,292,970	92.01%
Capital Outlay	90,636	10,395	11.47%
Other	-	-	0.00%
Non-Capitalized Equipment	-	2,026	0.00%
Total Expenditures	<u>19,785,103</u>	<u>16,516,785</u>	<u>83.48%</u>
Revenues Over Disbursements	7,744	(2,466,384)	
Other Financing Sources	-	-	
Net Change to Fund Balance	<u>7,744</u>	<u>(2,466,384)</u>	
Fund 5-IMRF/Social Security			
Local	7,013,342	3,663,835	52.24%
Total Revenues	<u>7,013,342</u>	<u>3,663,835</u>	<u>52.24%</u>
Benefits	7,177,291	5,708,793	79.54%
Total Expenditures	<u>7,177,291</u>	<u>5,708,793</u>	<u>79.54%</u>
Revenues Over Disbursements	(163,949)	(2,044,958)	
Other Financing Sources	-	-	
Net Change to Fund Balance	<u>(163,949)</u>	<u>(2,044,958)</u>	
Fund 6-Capital Projects			
Local	4,906,331	6,521,660	132.92%
State	50,000	-	0.00%
Federal	2,838,845	876,330	30.87%
Total Revenues	<u>7,795,176</u>	<u>7,397,990</u>	<u>94.90%</u>
Salaries	-	-	
Benefits	-	-	
Purchased Services	-	-	
Supplies/Materials	-	-	
Capital Outlay	23,033,352	8,844,093	38.40%
Other	-	-	
Total Expenditures	<u>23,033,352</u>	<u>8,844,093</u>	<u>38.40%</u>
Revenues Over Disbursements	(15,238,176)	(1,446,103)	
Other Financing Sources	-	-	
Fund Balance Transfer	-	-	
Net Change to Fund Balance	<u>(15,238,176)</u>	<u>(1,446,103)</u>	

COMMUNITY UNIT SCHOOL DISTRICT #300

Financial Report 11

May 31, 2023

By Fund, By Object

	FY23 Budget	FY23 Actual	% of FY23 Budget
Fund 7-Working Cash			
Local	57,378	750,555	1308.09%
Total Revenues	<u>57,378</u>	<u>750,555</u>	<u>1308.09%</u>
Total Expenditures	<u>-</u>	<u>-</u>	<u>0.00%</u>
Revenues Over Disbursements	57,378	750,555	
Other Financing Uses	-	-	
Net Change to Fund Balance	<u>57,378</u>	<u>750,555</u>	
Fund 8-Tort			
Local	2,192,694	1,081,466	49.32%
Total Revenues	<u>2,192,694</u>	<u>1,081,466</u>	<u>49.32%</u>
Purchase Services	<u>2,139,138</u>	<u>2,139,248</u>	<u>100.01%</u>
Total Expenditures	<u>2,139,138</u>	<u>2,139,248</u>	<u>100.01%</u>
Revenues Over Disbursements	53,556	(1,057,782)	
Other Financing Uses	-	-	
Net Change to Fund Balance	<u>53,556</u>	<u>(1,057,782)</u>	

COMMUNITY UNIT SCHOOL DISTRICT #300

Summary of Fiscal Year Investment Activity-All Funds

Depository or Instrument	Type	Bank #	Bank Year	Date Purchased	Date of Maturity	Term (Days)	Rate (%)	Par/Face	Principal Invested	Earnings to Maturity	Principal Invested @ 05/31/23
OPERATING FUND INVESTMENTS											
US TREASURY N/B	SEC	365		6/17/2022	7/29/2022	42	1.500%	5,008,630	5,000,000	-	-
US TREASURY N/B	SEC	365		12/16/2021	8/31/2022	258	0.090%	3,997,000	3,997,937	-	-
Fed Home LN Discount	SEC	365		5/19/2022	8/23/2022	96	0.933%	8,300,000	8,279,391	-	-
Cash Mgmt Bill	SEC	365		5/20/2022	9/6/2022	109	0.971%	11,232,000	11,199,522	-	-
Bank of China	CD	365		12/15/2021	9/8/2022	267	0.101%	249,984	249,800	-	-
Financial Federal	CD	365		12/15/2021	9/8/2022	267	0.100%	249,983	249,800	-	-
Bank Hapoalim, NY	CD	365		12/15/2021	9/8/2022	267	0.100%	249,983	249,800	-	-
CIBC Bank USA/Private Bank	CD	365		12/15/2021	9/8/2022	267	0.100%	249,984	249,800	-	-
CIT Bank, National Association, CA	CDR	365		9/16/2021	9/15/2022	364	0.080%	241,602	241,409	-	-
Pinnacle Bank, TN	CDR	365		9/16/2021	9/15/2022	364	0.080%	241,602	241,409	-	-
City First Bank of D.C., National Association	CDR	365		9/16/2021	9/15/2022	364	0.080%	241,602	241,409	-	-
First Liberty Bank, OK	CDR	365		9/16/2021	9/15/2022	364	0.080%	241,602	241,409	-	-
Amarillo National Bank, TX	CDR	365		9/16/2021	9/15/2022	364	0.080%	34,391	34,364	-	-
State Bank of India	DTC	365		9/17/2021	9/16/2022	364	0.080%	249,000	249,174	-	-
US TREASURY N/B	SEC	365		7/29/2022	9/23/2022	56	2.200%	5,016,877	5,000,000	-	-
US TREASURY N/B	SEC	365		6/17/2022	10/6/2022	111	1.600%	6,125,000	6,095,350	-	-
US TREASURY N/B	SEC	365		6/17/2022	10/18/2022	123	1.830%	7,645,000	7,599,664	-	-
FIRST CAPITAL BANK	CD	365		12/17/2020	12/19/2022	732	0.150%	249,950	249,200	-	-
KS STATEBANK/KANSAS STATE BANK O	CD	365		12/17/2020	12/19/2022	732	0.151%	249,353	248,600	-	-
SERVISFIRST BANK	CD	365		12/17/2020	12/19/2022	732	0.160%	249,900	249,100	-	-
Luana Savings Bank	CD	365		12/17/2020	12/19/2022	732	0.150%	249,950	249,200	-	-
GBC International Bank	CD	365		12/17/2020	12/19/2022	732	0.142%	249,912	249,200	-	-
US TREASURY N/B	SEC	365		11/4/2021	12/31/2022	422	0.100%	4,996,000	4,997,366	-	-
Western Alliance Bank/Torrey Pines	CD	365		7/14/2021	1/4/2023	539	0.142%	249,956	249,400	-	-
Fed Home LN Discount	SEC	365		10/17/2022	1/11/2023	86	3.686%	2,522,000	2,499,985	-	-
Cash Mgmt Bill 912796ZJ1	SEC	365		9/13/2022	1/10/2023	119	3.130%	13,232,000	13,098,333	-	-
Cash Mgmt Bill 912796ZL6	SEC	365		9/27/2022	1/24/2023	119	3.470%	8,697,000	8,599,715	-	-
Cash Mgmt Bill 912796ZT9	SEC	365		10/17/2022	2/7/2023	113	3.828%	7,690,000	7,599,917	-	-
US TREASURY N/B	SEC	365		6/17/2022	2/15/2023	243	2.410%	7,015,000	6,967,594	-	-
US TREASURY N/B	SEC	365		6/17/2022	2/28/2023	256	2.490%	20,525,000	20,188,262	-	-
US TREASURY N/B	SEC	365		6/17/2022	3/15/2023	271	2.530%	7,600,000	7,486,891	-	-
Fed Home LN Discount 313384DY2	SEC	365		1/5/2023	4/5/2023	90	4.440%	13,093,000	12,949,272	-	-
Fed Home LN Discount 313384EL9	SEC	365		1/5/2023	4/17/2023	102	4.440%	7,594,000	7,499,651	-	-
US TREASURY N/B	SEC	365		1/5/2023	5/2/2023	117	4.510%	1,724,000	1,699,431	-	-

US TREASURY N/B	SEC	365	1/26/2023	5/4/2023	98	4.520%	12,752,000	12,599,086	-	-
Fed Home LN Discount 313384FS3	SEC	365	1/27/2023	5/17/2023	110	4.580%	4,765,000	4,699,234	-	-
US TREASURY N/B	SEC	365	1/31/2023	5/30/2023	119	4.603%	2,740,000	2,699,487	-	-
US TREASURY N/B	SEC	365	11/4/2021	5/31/2023	573	0.230%	5,005,000	4,996,789	-	-
PONCE BANK	SDA		5/31/2023			5.050%	399	399	-	399
NEXBANK, SSB-ICS	SDA		5/31/2023			5.050%	10,152,818	10,152,818	-	10,152,818
Bank of China 1285997-1	SDA		5/31/2023			5.100%	590,173	590,173	-	590,173
Bank of China 1285906-1	SDA		5/31/2023			5.100%	16,391,543	16,391,543	-	16,391,543
Congressional Bank	SDA		5/31/2023			5.050%	673,841	673,841	-	673,841
NEXBANK, SSB-PHLY,TX	SDA		5/31/2023			5.050%	16,564	16,564	-	16,564
WI TREASURY SEC., 912797FZ5	SEC	365	3/28/2023	7/25/2023	119	4.780%	4,062,000	3,999,836	62,163.59	3,999,836
First Mid Bank & Trust, National Assoc	CD	365	3/22/2023	7/26/2023	126	5.104%	249,368	245,050	4,317.61	245,050
Preferred Bank, NY	CD	365	3/22/2023	7/26/2023	126	5.140%	249,398	245,050	4,348.32	245,050
ISDLAF+ Term Series, IL	TS	365	5/18/2023	7/28/2023	71	5.030%	7,068,491	7,000,000	68,490.69	7,000,000
US TREASURY N/B	SEC	365	11/4/2021	11/30/2023	756	0.400%	4,786,000	4,956,127		4,956,127
Fed Home Ln Discount NT	SEC	365	3/2/2023	1/24/2024	328	5.095%	8,162,000	7,799,917	362,082.64	7,799,917
Merrick Bank, UT	CD	365	5/17/2023	4/18/2024	337	4.749%	249,739	239,250	10,489.29	239,250
First Southeast Bank, MN	CD	365	5/17/2023	4/18/2024	337	4.793%	249,732	239,150	10,582.04	239,150
Capital Community Bank, UT	CD	365	5/17/2023	4/18/2024	337	4.738%	249,717	239,250	10,466.76	239,250
Pinnacle Bank, GA	CD	365	5/17/2023	4/18/2024	337	4.796%	249,739	239,150	10,589.24	239,150
CrossFirst Bank, KS	CD	365	5/17/2023	4/18/2024	337	4.896%	249,855	239,050	10,805.33	239,050
CIBM Bank, WI	CD	365	5/17/2023	4/18/2024	337	4.770%	249,839	239,300	10,538.97	239,300
First Community Bank, NE	CD	365	5/17/2023	4/18/2024	337	4.833%	249,821	239,150	10,671.47	239,150
Oklahoma Capital Bank, OK	CD	365	5/17/2023	4/18/2024	337	4.765%	249,880	239,350	10,530.19	239,350
Veritex Community Bank, TX	CD	365	5/17/2023	4/18/2024	337	4.738%	2,087,496	2,000,000	87,496.44	2,000,000
NorthEast Community Bank, NY	CD	365	5/17/2023	5/16/2024	365	5.022%	249,762	237,850	11,912.19	237,850
First National Bank, ME	CD	365	5/17/2023	5/16/2024	365	4.997%	249,856	238,000	11,855.63	238,000
Financial Federal Bank, TN	CD	365	5/17/2023	5/16/2024	365	5.000%	249,900	238,000	11,900.00	238,000
First Horizon Bank, 337158AW9	DTC	365	5/23/2023	5/22/2024	365	5.053%	237,000	237,219		237,219
Morgan Stanley Bank NA, 61690U6Q8	DTC	365	5/24/2023	5/23/2024	365	5.053%	237,000	237,219		237,219
Bank of America NA, 06051VT89	DTC	365	5/24/2023	5/23/2024	365	5.053%	237,000	237,219		237,219
US TREASURY N/B	SEC	365	7/15/2021	7/31/2024	1112	0.310%	1,878,000	1,981,217		1,981,217
First Internet Bank of Indiana, IN	CD	365	5/17/2023	11/7/2024	540	4.509%	247,652	232,100	15,551.50	232,100
Bank Hapoalim B.M., NY	CD	365	5/17/2023	11/7/2024	540	4.643%	249,859	233,800	16,058.77	233,800
ServisFirst Bank, FL	CD	365	5/17/2023	11/7/2024	540	5.302%	249,879	231,750	18,128.93	231,750
Schertz Bank & Trust, TX	CD	365	5/17/2023	11/7/2024	540	4.643%	249,859	233,800	16,058.77	233,800
The First National Bank of McGregor, TX	CD	365	5/17/2023	11/7/2024	540	4.700%	249,683	233,450	16,232.77	233,450
First Western Bank & Tru, 33749VBQ0	DTC	365	5/23/2023	11/22/2024	549	4.762%	248,000	248,316		248,316
Morgan Stanley PVT Bank, 61768ETZ6	DTC	365	5/24/2023	11/25/2024	551	5.005%	243,000	243,157		243,157
Cornerstone Bank, NE	CD	365	5/17/2023	5/16/2025	730	5.060%	249,883	226,500	23,383.07	226,500
Baxter Credit Union, IL	CD	365	5/17/2023	5/16/2025	730	4.718%	249,888	228,000	21,887.54	228,000
Wells Fargo Bank NA, 949764CT9	DTC	365	5/23/2023	5/23/2025	731	4.855%	248,000	248,213		248,213

US TREASURY N/B	SEC	365	7/15/2021	7/31/2025	1477	0.530%	2,020,000	1,997,433	22,567.19	1,997,433
US TREASURY N/B	SEC	365	7/15/2021	7/31/2026	1842	0.700%	1,874,000	1,982,926		1,982,926
PMA/ISDLAF Liquid #10254-101	Short term trust deposit	365		as needed	n/a	4.951%		5,257	-	5,257
PMA/ISDLAF Max #10254-101	Short term trust deposit	365		as needed	n/a	4.976%		20,256,447	-	20,256,447
PMA/ISDLAF LTD #10254-101	LTD Account	365	1/19/2021	5/31/2023			25,292,500	25,292,500	-	25,292,500
PMA/ISDLAF Liquid #10254-104	Short term trust deposit	365		as needed	n/a	4.951%		12,929,102	-	12,929,102
Total Operating Investments with PMA										124,214,444
									Outstanding Items	(4,612,978)
									Bond & Interest Fund Transfers	4,410,528
									Construction Fund Transfers	(36,331,032)
TOTALS OPERATING FUNDS AS OF			31-May-23		87,680,962					
TOTALS BOND AND INTEREST FUND INVESTMENTS AS OF (see page 3 for details):			31-May-23		1,674,203					
TOTAL CONSTRUCTION FUND INVESTMENTS AS OF (see page 4 for details):			31-May-23		36,346,098					
TOTAL FUNDS INVESTED (Including Construction and Bond & Interest Fund)			31-May-23		\$ 125,701,264					

COMMUNITY UNIT SCHOOL DISTRICT #300

Summary of Fiscal Year Investment Activity-Bond and Interest Fund

Depository or Instrument	Type	Bank #	Bank Year	Date Purchased	Date of Maturity	Term (Days)	Rate (%)	Par/Face	Principal Invested	Earnings to Maturity	Principal Invested @ 05/31/23
BOND AND INTEREST FUND INVESTMENTS											
PMA 1994 Escrow Fund; #10254-103-Liquic	Short term trust deposit	365			as needed	n/a	4.951%		0	-	0
PMA 1994 Escrow Fund; #10254-103-Max	Short term trust deposit	365			as needed	n/a	4.976%		5,133,153	-	5,133,153
ISDLAF+ Term Series	TS	365		11/4/2022	12/16/2022	42	3.720%	13,055,647	13,000,000	-	-
Treasury Bill	SEC	365		6/24/2022	12/22/2022	181	2.227%	12,132,000	11,999,515	-	-
Total B&I Investments with PMA											5,133,153
USBank Intercept Escrow Fund 400554.1	MMA								950,771	0	950,771
USBank Bond Pool Fund 431613.1	MMA								807	0	807
Total B&I Investments with US Bank											951,578
TOTAL BOND AND INTEREST FUNDS INVESTMENTS AS OF:				31-May-23					951,578		6,084,731
										Outstanding Items	-
										Operating Fund Transfers	(4,410,528)
										Cash Balance Per General Ledger	1,674,203

COMMUNITY UNIT SCHOOL DISTRICT #300

Summary of Fiscal Year Investment Activity-Construction Fund

Depository or Instrument	Type	Bank #	Date Purchased	Date of Maturity	Term (Days)	Rate (%)	Par/Face	Principal Invested	to Maturity	Invested @ 05/31/23
CONSTRUCTION FUND INVESTMENTS FUND INVESTMENTS										
PMA/ISDLAF Max #10254-212	Short term trust deposit	365		as needed	n/a	4.976%		4	-	4
PMA/ISDLAF LTD #10254-212	LTD Account	365	1/19/2021	5/31/2023			-	-	-	-
TOTAL CONSTRUCTION FUNDS INVESTMENTS AS OF:			31-May-23					4	-	4
									Outstanding Items	15,063
									Operating Fund Transfers	36,331,032
									Cash Balance Per General Ledger	36,346,098

Balance Sheet

GL292 Date 07/10/23
Time 14:11

Company 10 - Educational Fund
Balance Sheet
For Period 11 Ending May 31, 2023

USD

Page 1

Fiscal Year 2023

Consolidated		Educational Fund	Consolidated		
Account Nbr	Description	Current Year	Previous Year	Change	Percent
ASSETS					
CURASSETS					
Assets					
8000					
Cash					
8010-0000	Cash	33,489,652.32	42,630,049.09	9,140,396.77-	21.4-
8014-0000	Payroll Account	36,467.81	44,690.19	8,222.38-	18.4-
8015-0000	Flex Account	11,388.70	905.15-	12,293.85	1358.2-
8016-0000	Board Account Deposits	587.95	827,157.77	826,569.82-	99.9-
8017-0000	Student Payments Account	6.19	11,599.60	11,593.41-	99.9-
Total Cash		33,538,102.97	43,512,591.50	9,974,488.53-	22.9-
RECEIVABLES					
Receivables					
8100					
110-122					
8110-0000	Interest Receivable	424,117.00	1,946.00	422,171.00	21694.3
8190-0000	Grants Receivable	6,045,171.05	4,619,873.05	1,425,298.00	30.9
8192-0000	Property Taxes Receivable	70,468,621.00	70,898,213.00	429,592.00-	.6-
Total 110-122		76,937,909.05	75,520,032.05	1,417,877.00	1.9
8400					
Other Current Assets					
8440-0000	Prepaid Expenses	1,416.00	1,194,994.30	1,193,578.30-	99.9-
8486-0000	Invoice Tolerance	.02-	.03-	.01	33.3-
Total Other Current Assets		1,415.98	1,194,994.27	1,193,578.29-	99.9-
Total Receivables		76,939,325.03	76,715,026.32	224,298.71	.3
Total Current Assets		110,477,428.00	120,227,617.82	9,750,189.82-	8.1-
Total Assets		110,477,428.00	120,227,617.82	9,750,189.82-	8.1-
LIABFBAL					
LIABILITIES					
Liabilities & Fund Equity					
Liabilities					
9000					
Current Liabilities					
9011-0000	Accounts Payable	27,610.46-	1,439,122.77-	1,411,512.31	98.1-
9021-0000	Accrued Payroll	0.00	354,430.88-	354,430.88	100.0-
9022-0000	Deferred Revenue	70,883,790.23-	70,899,268.12-	15,477.89	
9023-0000	Accrued Accounts Payable (Auditor A	761,502.17-	1,144,384.06-	382,881.89	33.5-
9025-0000	Unclaimed Property Liability	0.00	39,123.23-	39,123.23	100.0-
9098-0000	Premium Group Term Life (Noncash) (34,750.19	17,317.27-	52,067.46	300.7-
Total Current Liabilities		71,638,152.67-	73,893,646.33-	2,255,493.66	3.1-
9300					
Payroll Deductions					
9301-0000	Federal Withholding Tax Payable	1,202.22	498.94	703.28	141.0
9302-0000	SIT Payable	293.73	218.94	74.79	34.2
9310-0000	Annuities Payable	248.47	0.00	248.47	
9311-0000	Student Fees Payable	0.00	.10-	.10	100.0-

Balance Sheet

GL292 Date 07/10/23
Time 14:11

Company 10 - Educational Fund
Balance Sheet
For Period 11 Ending May 31, 2023

USD

Page 2

Fiscal Year 2023

Consolidated		Educational Fund	Consolidated		
Account Nbr	Description	Current Year	Previous Year	Change	Percent
9300	Payroll Deductions				
9320-0000	Employee Disability/Life Payable	53,692.40-	22,731.47	76,423.87-	336.2-
9321-0000	FSA	4,923.24-	53,016.51-	48,093.27	90.7-
9325-0000	Health Savings Account (HSA)	2,625.00-	328,631.48-	326,006.48	99.2-
9330-0000	TRS	679,212.77-	647,260.06-	31,952.71-	4.9
9340-0000	THIS-Employee	152,788.97-	201,054.88-	48,265.91	24.0-
9360-0000	Other Payroll Deductions Payable	0.00	843.00-	843.00	100.0-
9362-0000	Garnishments	731.66	0.00	731.66	
9363-0000	Union Dues	96.01	0.00	96.01	
9368-0000	Employee Voluntary Insurance Payabl	351.39	179.45	171.94	95.8
	Total Payroll Deductions	890,318.90-	1,207,177.23-	316,858.33	26.2-
9400	Other Payables				
9402-0000	Owed to Foundation	485.00-	120.00-	365.00-	304.2
9403-0000	Owed to Settlement	1,257.50-	1,257.50-	0.00	
9404-0000	Owed to Building-Music Donations	1,124.23-	794.23-	330.00-	41.5
9410-0000	Owed to Building-Vending	169,259.40-	214,002.41-	44,743.01	20.9-
9411-0000	Owed to Building-Picture Money	170,855.07-	202,967.44-	32,112.37	15.8-
9412-0000	Owed to Building-ACT Prep Program	331,777.58-	437,559.23-	105,781.65	24.2-
9413-0000	Owed to Building-Physical Education	301,721.89-	325,665.96-	23,944.07	7.4-
9414-0000	Owed to Building-Athletics	167,186.04-	204,752.08-	37,566.04	18.3-
9415-0000	Owed to Building-Yearbook	97,604.10-	132,568.52-	34,964.42	26.4-
9416-0000	Owed to Building-Year in Review Vid	3,300.15-	3,300.15-	0.00	
9417-0000	Owed to Building-Athletic Tournamen	183,471.76-	217,349.06-	33,877.30	15.6-
9418-0000	Owed to Building-Assignment Books	2,820.00-	2,820.00-	0.00	
9419-0000	Owed to Building-Other	178,273.99-	506,930.89-	328,656.90	64.8-
9420-0000	Owed to Building - Spec Olympics	4,364.73-	4,499.41-	134.68	3.0-
9421-0000	Owed to Building - Admin Mentoring	10,220.75-	10,220.75-	0.00	
9422-0000	Owed to Building - Corporate Sponso	22,248.86-	29,523.67-	7,274.81	24.6-
9423-0000	Owed to Building - Athletic Donation	69,592.41-	88,433.86-	18,841.45	21.3-
9424-0000	Owed To Building - Musical	157,112.49-	107,418.98-	49,693.51-	46.3
9425-0000	Owed to Building - Summer Camps	4,812.57-	4,812.57-	0.00	
9426-0000	Owed to Building - Library	99,481.89-	97,422.59-	2,059.30-	2.1
9428-0000	Owed to Building - Homeless	14,880.53-	3,005.53-	11,875.00-	395.1
9429-0000	Owed to Building - BPAC	360.64-	360.64-	0.00	
9430-0000	Owed to Building - Donations	113,164.96-	80,774.09-	32,390.87-	40.1
9434-0000	Owed to Buildings-Basketball	6,223.23	2,401.71-	8,624.94	359.1-
9437-0000	Owed to Buildings-Softball	250.00-	250.00-	0.00	
9440-0000	Owed to Building-Grants	2,858.83-	1,958.83-	900.00-	45.9
9460-0000	Other Payables	2,532,241.55	2,767,207.76	234,966.21-	8.5-
9461-0000	Credit Card Payable	482.96-	482.96-	0.00	
9462-0000	Owed to Building-Print Shop	1,990.25-	546.25-	1,444.00-	264.3
9463-0000	Summer Camp-Bowling	.30-	.30-	0.00	
9464-0000	Summer Camp-Girls Basketball	23,850.19-	15,441.60-	8,408.59-	54.5
9465-0000	Summer Camp-Boys Basketball	54,597.15-	40,280.70-	14,316.45-	35.5
9466-0000	Summer Camp-Coed Tennis	20,019.08-	13,273.75-	6,745.33-	50.8
9467-0000	Summer Camp-Football	51,274.28-	38,907.57-	12,366.71-	31.8
9468-0000	Summer Camp-Coed Volleyball	8,374.87-	2,563.83-	5,811.04-	226.7
9469-0000	Summer Camp-Coed Wrestling	6,654.19-	6,618.91-	35.28-	.5
9470-0000	Summer Camp-Boys Baseball	23,692.65-	15,011.66-	8,680.99-	57.8
9471-0000	Summer Camp-Girls Softball	5,410.00-	4,469.40-	940.60-	21.0

Balance Sheet

GL292 Date 07/10/23
Time 14:11

Company 10 - Educational Fund
Balance Sheet
For Period 11 Ending May 31, 2023

USD

Page 3

Fiscal Year 2023

Consolidated		Educational Fund	Consolidated		
Account Nbr	Description	Current Year	Previous Year	Change	Percent
9400	Other Payables				
9472-0000	Sports Camp-Elementary	586.57-	586.57-	0.00	
9473-0000	Summer Camp-Coed Soccer	333.30	4,882.39-	5,215.69	106.8-
9474-0000	Summer Camp-Cheerleading	16,416.58-	8,333.49-	8,083.09-	97.0
9475-0000	Custodial Services	140,065.07-	171,202.87-	31,137.80	18.2-
9477-0000	Summer Camp-Coed Basketball	233.60	138.40-	372.00	268.8-
9478-0000	Summer Camp-Girls Soccer	1,604.37-	244.21-	1,360.16-	557.0
9479-0000	Summer Camp-Coed Cross Country	9,125.02-	4,854.84-	4,270.18-	88.0
9480-0000	Summer Camp-Boys Lacrosse	7,071.25-	3,371.71-	3,699.54-	109.7
9481-0000	Summer Camp-Girls Lacrosse	419.62-	480.29-	60.67	12.6-
9482-0000	Summer Camp-Dance Camp	12,279.06-	23,422.10-	11,143.04	47.6-
9483-0000	Summer Camp-Boys Soccer	32,666.16-	18,328.01-	14,338.15-	78.2
9484-0000	Summer Camp-Girls Golf	2,942.54-	867.54-	2,075.00-	239.2
9485-0000	Summer Camp-Boys Golf	3,574.67-	3,244.34-	330.33-	10.2
9486-0000	Summer Camp-Girls Volleyball	25,765.72-	19,997.70-	5,768.02-	28.8
9488-0000	Summer Camp-Marching Band	7,748.74-	9,350.73-	1,601.99	17.1-
9490-0000	Summer Camp-Coed Baseball	0.00	5,863.73-	5,863.73	100.0-
9491-0000	Summer Camp-Coed Lacrosse	0.00	281.28-	281.28	100.0-
9492-0000	Summer Camp-Strength & Conditioning	8,540.28-	9,536.24-	995.96	10.4-
9493-0000	Summer Camp-Girls Track	208.99-	750.00-	541.01	72.1-
9494-0000	Summer Camp-Boys Track	1,025.00-	125.00-	900.00-	720.0
9495-0000	Ed Services Donations	520.65-	520.65-	0.00	
9496-0000	FSL Events-Donations	71.56-	71.56-	0.00	
9497-0000	Coffee Shop	4,575.19-	4,575.19-	0.00	
9498-0000	Owed to Special Events	3,021.77-	1,741.77-	1,280.00-	73.5
9499-0000	Owed to Wellness	35,340.84-	22,679.84-	12,661.00-	55.8
	Total Other Payables	79,369.26-	367,009.72-	287,640.46	78.4-
9500	Long-Term Liabilities				
9505-0000	Lease Liability GASB 87	3,696,757.00-	0.00	3,696,757.00-	
	Total Long-Term Liabilities	3,696,757.00-	0.00	3,696,757.00-	
	Total Liabilities	76,304,597.83-	75,467,833.28-	836,764.55-	1.1
FUNDBAL	Equity				
9900-0000	Fund Balance	55,633,280.55-	58,464,986.75-	2,831,706.20	4.8-
9950-0000	Current Year Net Change in Fund Balan	21,460,450.38	13,705,202.21	7,755,248.17	56.6
	Total Equity	34,172,830.17-	44,759,784.54-	10,586,954.37	23.7-
	Total Liabilities & Fund Equit	110,477,428.00-	120,227,617.82-	9,750,189.82	8.1-

Balance Sheet

GL292 Date 07/10/23
Time 14:11

Company 11 - Health Insurance Fund
Balance Sheet
For Period 11 Ending May 31, 2023

USD

Page 4

Fiscal Year 2023

Consolidated		Health Insurance Fund	Consolidated		
Account Nbr	Description	Current Year	Previous Year	Change	Percent
ASSETS	Assets				
CURASSETS	Current Assets				
8000	Cash				
8010-0000	Cash	27,776.01	246,252.75	218,476.74-	88.7-
	Total Cash	27,776.01	246,252.75	218,476.74-	88.7-
	Total Current Assets	27,776.01	246,252.75	218,476.74-	88.7-
	Total Assets	27,776.01	246,252.75	218,476.74-	88.7-
LIABFBAL	Liabilities & Fund Equity				
LIABILITIES	Liabilities				
9000	Current Liabilities				
9011-0000	Accounts Payable	1,920.00-	18,631.45-	16,711.45	89.7-
	Total Current Liabilities	1,920.00-	18,631.45-	16,711.45	89.7-
9300	Payroll Deductions				
9322-0000	Employee Health Payable	196,625.82	28,578.50-	225,204.32	788.0-
9323-0000	Employee Dental Payable	193,757.20-	173,177.56-	20,579.64-	11.9
9324-0000	Employee Vision Payable	28,724.63-	25,865.24-	2,859.39-	11.1
	Total Payroll Deductions	25,856.01-	227,621.30-	201,765.29	88.6-
	Total Liabilities	27,776.01-	246,252.75-	218,476.74	88.7-
	Total Liabilities & Fund Equity	27,776.01-	246,252.75-	218,476.74	88.7-

Balance Sheet

GL292 Date 07/10/23
Time 14:11

Company 14 - Grant Fund
Balance Sheet
For Period 11 Ending May 31, 2023

USD

Page 5

Fiscal Year 2023

Consolidated		Grant Fund	Consolidated		
Account Nbr	Description	Current Year	Previous Year	Change	Percent
ASSETS					
Assets					
CURASSETS					
Current Assets					
8000	Cash				
8010-0000	Cash	1,131,954.61	943,800.97	188,153.64	19.9
	Total Cash	1,131,954.61	943,800.97	188,153.64	19.9
RECEIVABLES					
Receivables					
8400	Other Current Assets				
8486-0000	Invoice Tolerance	.01	0.00	.01	
	Total Other Current Assets	.01	0.00	.01	
	Total Receivables	.01	0.00	.01	
	Total Current Assets	1,131,954.62	943,800.97	188,153.65	19.9
	Total Assets	1,131,954.62	943,800.97	188,153.65	19.9
LIABFBAL					
Liabilities & Fund Equity					
LIABILITIES					
Liabilities					
9000	Current Liabilities				
9011-0000	Accounts Payable	5,332.73	55,381.81-	60,714.54	109.6-
9023-0000	Accrued Accounts Payable (Auditor A	2,710.63-	12,929.07-	10,218.44	79.0-
	Total Current Liabilities	2,622.10	68,310.88-	70,932.98	103.8-
9300	Payroll Deductions				
9330-0000	TRS	58,417.96-	34,862.00-	23,555.96-	67.6
	Total Payroll Deductions	58,417.96-	34,862.00-	23,555.96-	67.6
9400	Other Payables				
9428-0000	Owed to Building - Homeless	887.63	0.00	887.63	
	Total Other Payables	887.63	0.00	887.63	
	Total Liabilities	54,908.23-	103,172.88-	48,264.65	46.8-
FUNDBAL					
Equity					
9900-0000	Fund Balance	798,799.58-	972,536.58-	173,737.00	17.9-
9950-0000	Current Year Net Change in Fund Balan	278,246.81-	131,908.49	410,155.30-	310.9-
	Total Equity	1,077,046.39-	840,628.09-	236,418.30-	28.1
	Total Liabilities & Fund Equit	1,131,954.62-	943,800.97-	188,153.65-	19.9

Balance Sheet

GL292 Date 07/10/23
Time 14:11

Company 14 - Grant Fund
Balance Sheet
For Period 11 Ending May 31, 2023

USD

Page 6

Fiscal Year 2023

Consolidated

Grant Fund

Consolidated

Account Nbr	Description	Current Year	Previous Year	Change	Percent
-----	-----	-----	-----	-----	-----
		=====	=====	=====	=====

Balance Sheet

GL292 Date 07/10/23
Time 14:11

Company 19 - Covid 19 Fund
Balance Sheet
For Period 11 Ending May 31, 2023

USD

Page 7

Fiscal Year 2023

Consolidated		Covid 19 Fund	Consolidated		
Account Nbr	Description	Current Year	Previous Year	Change	Percent
ASSETS					
Assets					
CURASSETS Current Assets					
8000 Cash					
8010-0000	Cash	484,431.12-	1,705,464.56-	1,221,033.44	71.6-
	Total Cash	484,431.12-	1,705,464.56-	1,221,033.44	71.6-
	Total Current Assets	484,431.12-	1,705,464.56-	1,221,033.44	71.6-
	Total Assets	484,431.12-	1,705,464.56-	1,221,033.44	71.6-
LIABFBAL					
Liabilities & Fund Equity					
LIABILITIES Liabilities					
9000 Current Liabilities					
9011-0000	Accounts Payable	11.99	9,670.57-	9,682.56	100.1-
9023-0000	Accrued Accounts Payable (Auditor A	11.99-	0.00	11.99-	
	Total Current Liabilities	0.00	9,670.57-	9,670.57	100.0-
9300	Payroll Deductions				
9320-0000	Employee Disability/Life Payable	2,102.96-	1,574.57-	528.39-	33.6
9321-0000	FSA	13,674.38-	10,412.57-	3,261.81-	31.3
9325-0000	Health Savings Account (HSA)	0.00	6,750.00-	6,750.00	100.0-
	Total Payroll Deductions	15,777.34-	18,737.14-	2,959.80	15.8-
	Total Liabilities	15,777.34-	28,407.71-	12,630.37	44.5-
FUNDBAL					
Equity					
9900-0000	Fund Balance	982,323.86	1,800,962.11	818,638.25-	45.5-
9950-0000	Current Year Net Change in Fund Balan	482,115.40-	67,089.84-	415,025.56-	618.6
	Total Equity	500,208.46	1,733,872.27	1,233,663.81-	71.2-
	Total Liabilities & Fund Equit	484,431.12	1,705,464.56	1,221,033.44-	71.6-

Balance Sheet

GL292 Date 07/10/23
Time 14:11

Company 20 - Operations & Maintenance Fund USD
Balance Sheet
For Period 11 Ending May 31, 2023

Page 8

Fiscal Year 2023

Consolidated		Operations & Maintenance Fund	Consolidated	Change	Percent
Account Nbr	Description	Current Year	Previous Year		
ASSETS					
Assets					
CURASSETS					
Current Assets					
8000	Cash				
8010-0000	Cash	5,843,987.51	7,849,235.42	2,005,247.91-	25.5-
	Total Cash	5,843,987.51	7,849,235.42	2,005,247.91-	25.5-
RECEIVABLES					
Receivables					
8100	110-122				
8110-0000	Interest Receivable	55,887.00	210.00	55,677.00	26512.9
8192-0000	Property Taxes Receivable	14,470,397.00	10,818,990.00	3,651,407.00	33.7
	Total 110-122	14,526,284.00	10,819,200.00	3,707,084.00	34.3
8400	Other Current Assets				
8486-0000	Invoice Tolerance	.14-	.05-	.09-	180.0
	Total Other Current Assets	.14-	.05-	.09-	180.0
	Total Receivables	14,526,283.86	10,819,199.95	3,707,083.91	34.3
	Total Current Assets	20,370,271.37	18,668,435.37	1,701,836.00	9.1
	Total Assets	20,370,271.37	18,668,435.37	1,701,836.00	9.1
LIABFBAL					
Liabilities & Fund Equity					
LIABILITIES					
Liabilities					
9000	Current Liabilities				
9011-0000	Accounts Payable	19,743.04	329,162.96-	348,906.00	106.0-
9021-0000	Accrued Payroll	0.00	277,832.00-	277,832.00	100.0-
9022-0000	Deferred Revenue	14,525,106.00-	10,819,104.00-	3,706,002.00-	34.3
9023-0000	Accrued Accounts Payable (Auditor A	.13	339,269.05-	339,269.18	100.0-
	Total Current Liabilities	14,505,362.83-	11,765,368.01-	2,739,994.82-	23.3
9300	Payroll Deductions				
9310-0000	Annuities Payable	245.17-	0.00	245.17-	
9320-0000	Employee Disability/Life Payable	13,344.39-	13,327.46-	16.93-	.1
9321-0000	FSA	14,590.02-	9,970.35-	4,619.67-	46.3
	Total Payroll Deductions	28,179.58-	23,297.81-	4,881.77-	21.0
9400	Other Payables				
9410-0000	Owed to Building-Vending	440.83-	440.83-	0.00	
9460-0000	Other Payables	441.00	441.00	0.00	
	Total Other Payables	.17	.17	0.00	

Balance Sheet

GL292 Date 07/10/23
Time 14:11

Company 20 - Operations & Maintenance Fund USD
Balance Sheet
For Period 11 Ending May 31, 2023

Page 9

Fiscal Year 2023

Consolidated		Operations & Maintenance Fund		Consolidated	
Account Nbr	Description	Current Year	Previous Year	Change	Percent
9500	Long-Term Liabilities				
9505-0000	Lease Liability GASB 87	646,980.00-	0.00	646,980.00-	
	Total Long-Term Liabilities	646,980.00-	0.00	646,980.00-	
	Total Liabilities	15,180,522.24-	11,788,665.65-	3,391,856.59-	28.8
FUNDBAL	Equity				
9900-0000	Fund Balance	6,634,638.74-	7,413,716.31-	779,077.57	10.5-
9950-0000	Current Year Net Change in Fund Balan	1,444,889.61	533,946.59	910,943.02	170.6
	Total Equity	5,189,749.13-	6,879,769.72-	1,690,020.59	24.6-
	Total Liabilities & Fund Equity	20,370,271.37-	18,668,435.37-	1,701,836.00-	9.1

Balance Sheet

GL292 Date 07/10/23
Time 14:11

Company 30 - Bond & Interest Fund
Balance Sheet
For Period 11 Ending May 31, 2023

USD

Page 10

Fiscal Year 2023

Consolidated		Bond & Interest Fund	Consolidated		
Account Nbr	Description	Current Year	Previous Year	Change	Percent
ASSETS	Assets				
CURASSETS	Current Assets				
8000	Cash				
8010-0000	Cash	1,674,203.26	2,035,365.12	361,161.86-	17.7-
	Total Cash	1,674,203.26	2,035,365.12	361,161.86-	17.7-
RECEIVABLES	Receivables				
8100	110-122				
8110-0000	Interest Receivable	41,168.00	239.00	40,929.00	17125.1
8192-0000	Property Taxes Receivable	13,240,757.00	13,230,506.00	10,251.00	.1
	Total 110-122	13,281,925.00	13,230,745.00	51,180.00	.4
	Total Receivables	13,281,925.00	13,230,745.00	51,180.00	.4
	Total Current Assets	14,956,128.26	15,266,110.12	309,981.86-	2.0-
	Total Assets	14,956,128.26	15,266,110.12	309,981.86-	2.0-
LIABFBAL	Liabilities & Fund Equity				
LIABILITIES	Liabilities				
9000	Current Liabilities				
9022-0000	Deferred Revenue	13,281,056.00-	13,230,636.00-	50,420.00-	.4
	Total Current Liabilities	13,281,056.00-	13,230,636.00-	50,420.00-	.4
	Total Liabilities	13,281,056.00-	13,230,636.00-	50,420.00-	.4
FUNDBAL	Equity				
9900-0000	Fund Balance	10,658,353.55-	9,766,299.50-	892,054.05-	9.1
9950-0000	Current Year Net Change in Fund Balan	8,983,281.29	7,730,825.38	1,252,455.91	16.2
	Total Equity	1,675,072.26-	2,035,474.12-	360,401.86	17.7-
	Total Liabilities & Fund Equit	14,956,128.26-	15,266,110.12-	309,981.86	2.0-

Balance Sheet

GL292 Date 07/10/23
Time 14:11

Company 40 - Transportation Fund
Balance Sheet
For Period 11 Ending May 31, 2023

USD

Page 11

Fiscal Year 2023

Consolidated		Transportation Fund	Consolidated		
Account Nbr	Description	Current Year	Previous Year	Change	Percent
ASSETS					
Assets					
CURASSETS					
Current Assets					
8000	Cash				
8010-0000	Cash	3,964,928.77	4,795,217.08	830,288.31-	17.3-
	Total Cash	3,964,928.77	4,795,217.08	830,288.31-	17.3-
RECEIVABLES					
Receivables					
8100	110-122				
8110-0000	Interest Receivable	27,910.00	154.00	27,756.00	18023.4
8190-0000	Grants Receivable	2,321,853.00	2,117,528.00	204,325.00	9.6
8192-0000	Property Taxes Receivable	4,410,438.00	4,163,589.00	246,849.00	5.9
	Total 110-122	6,760,201.00	6,281,271.00	478,930.00	7.6
8400	Other Current Assets				
8486-0000	Invoice Tolerance	.01	.01	0.00	
	Total Other Current Assets	.01	.01	0.00	
	Total Receivables	6,760,201.01	6,281,271.01	478,930.00	7.6
	Total Current Assets	10,725,129.78	11,076,488.09	351,358.31-	3.2-
	Total Assets	10,725,129.78	11,076,488.09	351,358.31-	3.2-
LIABFBAL					
Liabilities & Fund Equity					
LIABILITIES					
Liabilities					
9000	Current Liabilities				
9011-0000	Accounts Payable	156.74	179,202.93-	179,359.67	100.1-
9021-0000	Accrued Payroll	0.00	1,565.00-	1,565.00	100.0-
9022-0000	Deferred Revenue	4,437,759.00-	4,163,673.00-	274,086.00-	6.6
9023-0000	Accrued Accounts Payable (Auditor A	14,406.22-	72,173.49-	57,767.27	80.0-
	Total Current Liabilities	4,452,008.48-	4,416,614.42-	35,394.06-	.8
9300	Payroll Deductions				
9310-0000	Annuities Payable	184.58-	0.00	184.58-	
9320-0000	Employee Disability/Life Payable	205.43-	199.23-	6.20-	3.1
9325-0000	Health Savings Account (HSA)	0.00	1,750.00-	1,750.00	100.0-
	Total Payroll Deductions	390.01-	1,949.23-	1,559.22	80.0-
9500	Long-Term Liabilities				
9505-0000	Lease Liability GASB 87	23,388.00-	0.00	23,388.00-	
	Total Long-Term Liabilities	23,388.00-	0.00	23,388.00-	
	Total Liabilities	4,475,786.49-	4,418,563.65-	57,222.84-	1.3

Balance Sheet

GL292 Date 07/10/23
Time 14:11

Company 40 - Transportation Fund
Balance Sheet
For Period 11 Ending May 31, 2023

USD

Page 12

Fiscal Year 2023

Consolidated		Transportation Fund	Consolidated		
Account Nbr	Description	Current Year	Previous Year	Change	Percent
FUNDBAL	Equity				
9900-0000	Fund Balance	8,715,727.48-	7,566,594.77-	1,149,132.71-	15.2
9950-0000	Current Year Net Change in Fund Balan	2,466,384.19	908,670.33	1,557,713.86	171.4
	Total Equity	6,249,343.29-	6,657,924.44-	408,581.15	6.1-
	Total Liabilities & Fund Equit	10,725,129.78-	11,076,488.09-	351,358.31	3.2-

Balance Sheet

GL292 Date 07/10/23
Time 14:11

Company 50 - Municipal Retirement Fund
Balance Sheet
For Period 11 Ending May 31, 2023

USD

Page 13

Fiscal Year 2023

Consolidated		Municipal Retirement Fund	Consolidated		
Account Nbr	Description	Current Year	Previous Year	Change	Percent
ASSETS	Assets				
CURASSETS	Current Assets				
8000	Cash				
8010-0000	Cash	4,282,910.09	3,605,834.70	677,075.39	18.8
	Total Cash	4,282,910.09	3,605,834.70	677,075.39	18.8
RECEIVABLES	Receivables				
8100	110-122				
8110-0000	Interest Receivable	27,220.00	147.00	27,073.00	18417.0
8192-0000	Property Taxes Receivable	2,938,410.00	2,840,025.00	98,385.00	3.5
	Total 110-122	2,965,630.00	2,840,172.00	125,458.00	4.4
	Total Receivables	2,965,630.00	2,840,172.00	125,458.00	4.4
	Total Current Assets	7,248,540.09	6,446,006.70	802,533.39	12.5
	Total Assets	7,248,540.09	6,446,006.70	802,533.39	12.5
LIABFBAL	Liabilities & Fund Equity				
LIABILITIES	Liabilities				
9000	Current Liabilities				
9022-0000	Deferred Revenue	2,965,056.00-	2,840,105.00-	124,951.00-	4.4
	Total Current Liabilities	2,965,056.00-	2,840,105.00-	124,951.00-	4.4
9300	Payroll Deductions				
9303-0000	IMRF Payable	822.84-	0.00	822.84-	
	Total Payroll Deductions	822.84-	0.00	822.84-	
	Total Liabilities	2,965,878.84-	2,840,105.00-	125,773.84-	4.4
FUNDBAL	Equity				
9900-0000	Fund Balance	4,997,700.14-	4,598,639.56-	399,060.58-	8.7
9950-0000	Current Year Net Change in Fund Balan	715,038.89	992,737.86	277,698.97-	28.0-
	Total Equity	4,282,661.25-	3,605,901.70-	676,759.55-	18.8
	Total Liabilities & Fund Equit	7,248,540.09-	6,446,006.70-	802,533.39-	12.5

Balance Sheet

GL292 Date 07/10/23
Time 14:11

Company 51 - Social Security/Medicare Fund USD
Balance Sheet
For Period 11 Ending May 31, 2023

Page 14

Fiscal Year 2023

Consolidated		Social Security/Medicare Fund	Consolidated		
Account Nbr	Description	Current Year	Previous Year	Change	Percent
ASSETS	Assets				
CURASSETS	Current Assets				
8000	Cash				
8010-0000	Cash	160,619.85-	14,035.06-	146,584.79-	1044.4
	Total Cash	160,619.85-	14,035.06-	146,584.79-	1044.4
	Total Current Assets	160,619.85-	14,035.06-	146,584.79-	1044.4
	Total Assets	160,619.85-	14,035.06-	146,584.79-	1044.4
LIABFBAL	Liabilities & Fund Equity				
LIABILITIES	Liabilities				
9300	Payroll Deductions				
9304-0000	FICA Payable	2,791.73-	17,623.85-	14,832.12	84.2-
9305-0000	Medicare Only Payable	8,226.35-	8,119.37-	106.98-	1.3
	Total Payroll Deductions	11,018.08-	25,743.22-	14,725.14	57.2-
	Total Liabilities	11,018.08-	25,743.22-	14,725.14	57.2-
FUNDBAL	Equity				
9900-0000	Fund Balance	1,158,282.85-	1,179,400.18-	21,117.33	1.8-
9950-0000	Current Year Net Change in Fund Balan	1,329,919.24	1,219,178.46	110,740.78	9.1
9999-0000	Error Suspense	1.54	0.00	1.54	
	Total Equity	171,637.93	39,778.28	131,859.65	331.5
	Total Liabilities & Fund Equit	160,619.85	14,035.06	146,584.79	1044.4

Balance Sheet

GL292 Date 07/10/23
Time 14:11

Company 60 - Site & Construction Fund
Balance Sheet
For Period 11 Ending May 31, 2023

USD

Page 15

Fiscal Year 2023

Consolidated		Site & Construction Fund	Consolidated		
Account Nbr	Description	Current Year	Previous Year	Change	Percent
ASSETS	Assets				
CURASSETS	Current Assets				
8000	Cash				
8010-0000	Cash	20,772,397.57	7,017,972.35	13,754,425.22	196.0
	Total Cash	20,772,397.57	7,017,972.35	13,754,425.22	196.0
RECEIVABLES	Receivables				
8100	110-122				
8110-0000	Interest Receivable	103,597.00	1,153.00	102,444.00	8885.0
8191-0000	CPPRT Receivable	890,125.00	0.00	890,125.00	
	Total 110-122	993,722.00	1,153.00	992,569.00	86085.8
	Total Receivables	993,722.00	1,153.00	992,569.00	86085.8
	Total Current Assets	21,766,119.57	7,019,125.35	14,746,994.22	210.1
	Total Assets	21,766,119.57	7,019,125.35	14,746,994.22	210.1
LIABFBAL	Liabilities & Fund Equity				
LIABILITIES	Liabilities				
9000	Current Liabilities				
9011-0000	Accounts Payable	250.00	764,455.60-	764,705.60	100.0-
9014-0000	Construction Contracts Payable	1,649,866.00-	670,396.00-	979,470.00-	146.1
9022-0000	Deferred Revenue	101,411.00-	625.00-	100,786.00-	16125.8
9023-0000	Accrued Accounts Payable (Auditor A	276,632.71-	984,339.74-	707,707.03	71.9-
	Total Current Liabilities	2,027,659.71-	2,419,816.34-	392,156.63	16.2-
	Total Liabilities	2,027,659.71-	2,419,816.34-	392,156.63	16.2-
FUNDBAL	Equity				
9900-0000	Fund Balance	21,616,275.65-	27,762,093.88-	6,145,818.23	22.1-
9950-0000	Current Year Net Change in Fund Balan	1,877,815.79	23,162,784.87	21,284,969.08-	91.9-
	Total Equity	19,738,459.86-	4,599,309.01-	15,139,150.85-	329.2
	Total Liabilities & Fund Equit	21,766,119.57-	7,019,125.35-	14,746,994.22-	210.1

Balance Sheet

GL292 Date 07/10/23
Time 14:11

Company 61 - Impact Fees Fund
Balance Sheet
For Period 11 Ending May 31, 2023

USD

Page 16

Fiscal Year 2023

Consolidated		Impact Fees Fund	Consolidated		
Account Nbr	Description	Current Year	Previous Year	Change	Percent
ASSETS	Assets				
CURASSETS	Current Assets				
8000	Cash				
8010-0000	Cash	15,573,700.91	15,138,172.18	435,528.73	2.9
	Total Cash	15,573,700.91	15,138,172.18	435,528.73	2.9
	Total Current Assets	15,573,700.91	15,138,172.18	435,528.73	2.9
	Total Assets	15,573,700.91	15,138,172.18	435,528.73	2.9
LIABFBAL	Liabilities & Fund Equity				
FUNDBAL	Equity				
9900-0000	Fund Balance	15,141,988.15-	14,599,459.03-	542,529.12-	3.7
9950-0000	Current Year Net Change in Fund Balan	431,712.76-	538,713.15-	107,000.39	19.9-
	Total Equity	15,573,700.91-	15,138,172.18-	435,528.73-	2.9
	Total Liabilities & Fund Equit	15,573,700.91-	15,138,172.18-	435,528.73-	2.9

Balance Sheet

GL292 Date 07/10/23
Time 14:11

Company 70 - Working Capital Fund
Balance Sheet
For Period 11 Ending May 31, 2023

USD

Page 17

Fiscal Year 2023

Consolidated		Working Capital Fund	Consolidated		
Account Nbr	Description	Current Year	Previous Year	Change	Percent
ASSETS	Assets				
CURASSETS	Current Assets				
8000	Cash				
8010-0000	Cash	39,763,487.21	39,001,141.30	762,345.91	2.0
	Total Cash	39,763,487.21	39,001,141.30	762,345.91	2.0
RECEIVABLES	Receivables				
8100	110-122				
8110-0000	Interest Receivable	169,770.00	952.00	168,818.00	17733.0
8192-0000	Property Taxes Receivable	2,024.00	1,909.00	115.00	6.0
	Total 110-122	171,794.00	2,861.00	168,933.00	5904.7
	Total Receivables	171,794.00	2,861.00	168,933.00	5904.7
	Total Current Assets	39,935,281.21	39,004,002.30	931,278.91	2.4
	Total Assets	39,935,281.21	39,004,002.30	931,278.91	2.4
LIABFBAL	Liabilities & Fund Equity				
LIABILITIES	Liabilities				
9000	Current Liabilities				
9022-0000	Deferred Revenue	168,212.00-	2,425.00-	165,787.00-	6836.6
	Total Current Liabilities	168,212.00-	2,425.00-	165,787.00-	6836.6
	Total Liabilities	168,212.00-	2,425.00-	165,787.00-	6836.6
FUNDBAL	Equity				
9900-0000	Fund Balance	39,016,513.83-	38,930,397.83-	86,116.00-	.2
9950-0000	Current Year Net Change in Fund Balan	750,555.38-	71,179.47-	679,375.91-	954.5
	Total Equity	39,767,069.21-	39,001,577.30-	765,491.91-	2.0
	Total Liabilities & Fund Equit	39,935,281.21-	39,004,002.30-	931,278.91-	2.4

Balance Sheet

GL292 Date 07/10/23
Time 14:11

Company 80 - Tort Immunity Fund
Balance Sheet
For Period 11 Ending May 31, 2023

USD

Page 18

Fiscal Year 2023

Consolidated		Tort Immunity Fund	Consolidated		
Account Nbr	Description	Current Year	Previous Year	Change	Percent
ASSETS	Assets				
CURASSETS	Current Assets				
8000	Cash				
8010-0000	Cash	178,683.85-	106,929.82-	71,754.03-	67.1
	Total Cash	178,683.85-	106,929.82-	71,754.03-	67.1
RECEIVABLES	Receivables				
8100	110-122				
8110-0000	Interest Receivable	3,428.00	18.00	3,410.00	18944.4
8192-0000	Property Taxes Receivable	1,013,599.00	956,208.00	57,391.00	6.0
	Total 110-122	1,017,027.00	956,226.00	60,801.00	6.4
	Total Receivables	1,017,027.00	956,226.00	60,801.00	6.4
	Total Current Assets	838,343.15	849,296.18	10,953.03-	1.3-
	Total Assets	838,343.15	849,296.18	10,953.03-	1.3-
LIABFBAL	Liabilities & Fund Equity				
LIABILITIES	Liabilities				
9000	Current Liabilities				
9022-0000	Deferred Revenue	1,016,953.00-	956,216.00-	60,737.00-	6.4
	Total Current Liabilities	1,016,953.00-	956,216.00-	60,737.00-	6.4
	Total Liabilities	1,016,953.00-	956,216.00-	60,737.00-	6.4
FUNDBAL	Equity				
9900-0000	Fund Balance	879,171.77-	735,243.61-	143,928.16-	19.6
9950-0000	Current Year Net Change in Fund Balan	1,057,781.62	842,163.43	215,618.19	25.6
	Total Equity	178,609.85	106,919.82	71,690.03	67.1
	Total Liabilities & Fund Equit	838,343.15-	849,296.18-	10,953.03	1.3-

Income Statement

GL293 Date 07/10/23
Time 14:11

Company 10 - Educational Fund
Income Statement
For Period 11 Through 11 Ending May 31, 2023

USD

Page 1

Fiscal Year 2023 Budget

99

Consolidated

Educational Fund

Consolidated

Account Nbr	Description	Period Amount	Period Budget	Pct Of Budget	Year To Date Amount	Year To Date Budget	Pct Of Budget
REVENUE							
Revenue							
LOCAL							
Revenue from Local Sources							
1111-0000	CUR YR General Levy	5,829,958.59	0.00	0.00	20,101,837.03	66,109,149.00	30.41
1112-0000	First PR YR General Levy	0.00	0.00	0.00	49,138,080.54	61,864,248.00	79.43
1113-0000	Other PR YR General Levies	0.00	0.00	0.00	0.00	359,237.00	0.00
1141-0000	CUR YR Special Education Levy	1,739,839.35	0.00	0.00	5,743,261.73	17,630,298.00	32.58
1142-0000	First PR YR Special Education	0.00	0.00	0.00	10,700,643.52	16,985,607.00	63.00
1195-0000	Property Tax Revenue Recapture	0.00	0.00	0.00	430.10	0.00	0.00
1311-0000	Tuition from Pupils or Parents	3,007.64	0.00	0.00	35,105.28	20,000.00	175.53
1321-0000	Summer School Tuition from Pup	0.00	0.00	0.00	0.00	617.00	0.00
1511-0000	Interest on Investments	198,210.36	0.00	0.00	2,155,742.46	869,428.00	247.95
1611-0000	Sales to Pupils - Lunch	102,322.38	0.00	0.00	965,910.53	2,890,000.00	33.42
1612-0000	Sales to Pupils - Breakfast	9,337.87	0.00	0.00	86,796.94	0.00	0.00
1613-0000	Sales to Pupils - A La Carte	48,940.01	0.00	0.00	558,595.77	0.00	0.00
1621-0000	Sales to Adults	3,607.46	0.00	0.00	33,531.88	0.00	0.00
1691-0000	Other Food Service Revenue	4,683.70	0.00	0.00	46,976.76	0.00	0.00
1726-0000	Musical Instrument Rental	0.00	0.00	0.00	50.00	419.00	11.93
1727-0000	Athletic Fees	27,469.32	0.00	0.00	348,197.02	421,000.00	82.71
1728-0000	Driver Education Behind the Wh	4,504.95	0.00	0.00	57,635.80	55,686.00	103.50
1729-0000	Flex PE Fees	663.95	0.00	0.00	25,175.57	21,722.00	115.90
1792-0000	Music Special Events	8,690.00	0.00	0.00	27,822.43	25,861.00	107.58
1793-0000	CTE Special Events	150.00	0.00	0.00	21,900.00	0.00	0.00
1811-0000	Regular Textbook Rental	17,813.15	0.00	0.00	205,975.39	300,000.00	68.66
1812-0000	Summer School Textbook Rental	193.58	0.00	0.00	2,520.53	10,135.00	24.87
1819-0000	Other Textbook Rental	573.50	0.00	0.00	5,181.97	11,732.00	44.17
1892-0000	Heart Rate Monitors Fee	200.00	0.00	0.00	3,482.00	2,522.00	138.07
1898-0000	Merchant Processing Fee	4,683.70	0.00	0.00	42,024.27	36,000.00	116.73
1910-0000	Building Rental	0.00	0.00	0.00	288.67	0.00	0.00
1921-0000	Contributions & Donations from	0.00	0.00	0.00	0.00	601.00	0.00
1941-0000	Technology E-Rate Revenue	0.00	0.00	0.00	192,381.42	0.00	0.00
1951-0000	Refund of PR YRs' Expenditure	653.18	0.00	0.00	160,866.46	170,000.00	94.63
1990-0000	P-Card Inadvertent	324.15	0.00	0.00	1,125.46	1,500.00	75.03
1991-0000	Payment from Other LEAs	4,082.07	0.00	0.00	283,893.13	450,000.00	63.09
1995-0000	SEARS EDA	17,346.51	0.00	0.00	36,838.58	0.00	0.00
1997-0000	Revenue From Sale of Assets	0.00	0.00	0.00	14,134.00	0.00	0.00
1998-0000	Other Revenue-Athletics	0.00	0.00	0.00	0.00	80.00	0.00
1999-0000	Other Revenue-General	209,052.26	0.00	0.00	1,523,727.96	900,000.00	169.30
Total Revenue from Local Sourc		8,201,314.66	0.00	0.00	92,520,133.20	168,417,368.00	54.94
STATE							
Revenue from State Sources							
3001-0000	Evidence Based Funding (EBF)	6,127,482.00	0.00	0.00	61,330,152.59	67,402,295.00	90.99
3100-0000	Special Ed-Pvt Facility Tuitio	0.00	0.00	0.00	3,699,376.05	3,242,162.00	114.10
3120-0000	Special Ed-Orphanage Individua	0.00	0.00	0.00	387,764.60	124,038.00	312.62
3130-0000	Special Ed-Orphanage Summer	0.00	0.00	0.00	17,439.00	15,483.00	112.63
3360-0000	State Free Lunch & Breakfast	2,910.52	0.00	0.00	27,570.51	0.00	0.00
3370-0000	Driver Education	0.00	0.00	0.00	97,352.53	101,608.00	95.81
3696-0000	Safe School Grant	22,153.60	0.00	0.00	445,650.00	51,172.00	870.89

Income Statement

GL293 Date 07/10/23
Time 14:11

Company 10 - Educational Fund
Income Statement
For Period 11 Through 11 Ending May 31, 2023

USD

Page 2

Fiscal Year 2023 Budget

99

Consolidated

Educational Fund

Consolidated

Account Nbr	Description	Period Amount	Period Budget	Pct Of Budget	Year To Date Amount	Year To Date Budget	Pct Of Budget
STATE	Revenue from State Sources						
3999-0000	ALOP ROE Revenue	385,245.24	0.00	0.00	1,796,163.56	2,072,000.00	86.69
	Total Revenue from State Sourc	6,537,791.36	0.00	0.00	67,801,468.84	73,008,758.00	92.87
FEDERAL	Revenue from Federal Sources						
4210-0000	National School Lunch Program	1,035,514.49	0.00	0.00	5,241,854.35	0.00	0.00
4211-0000	NSLP Supply Chain Assistance	0.00	0.00	0.00	657,326.58	0.00	0.00
4220-0000	School Breakfast Program	275,081.48	0.00	0.00	1,391,069.92	0.00	0.00
4225-0000	Summer Food Program	0.00	0.00	0.00	67,716.14	6,915,049.00	.98
4226-0000	Child & Adult Food Care Progr	27,181.17	0.00	0.00	221,557.91	0.00	0.00
4240-0000	Fresh Fruit and Veg. Program	2,298.63	0.00	0.00	23,128.34	26,137.00	88.49
4625-0000	Special Ed-IDEA Room & Board	133,251.04	0.00	0.00	738,272.69	178,992.00	412.46
4950-0000	Dept of Rehab Svcs	0.00	0.00	0.00	55,800.00	33,000.00	169.09
4991-0000	Medicaid Admin Outreach	0.00	0.00	0.00	557,046.79	1,200,000.00	46.42
4992-0000	Medicaid FFS	0.00	0.00	0.00	2,048,598.48	2,400,000.00	85.36
	Total Revenue from Federal Sou	1,473,326.81	0.00	0.00	11,002,371.20	10,753,178.00	102.32
	Total Revenue	16,212,432.83	0.00	0.00	171,323,973.24	252,179,304.00	67.94
EXPENSE	Expense						
100	Salaries						
111-0000	Certified Administrator	833,600.65	0.00	0.00	10,072,266.65	11,533,195.00	87.33
112-0000	Certified Directors/Supervisors	347,843.18	0.00	0.00	4,127,850.45	4,293,787.00	96.14
113-0000	Certified Teachers	7,405,300.39	0.00	0.00	74,842,811.23	99,760,636.00	75.02
114-0000	Other Certified	932,139.59	0.00	0.00	9,573,801.68	13,237,722.00	72.32
115-0000	Non-Certified Supervision/Head	233,190.03	0.00	0.00	2,694,418.81	2,786,053.00	96.71
116-0000	Non-Certified Sec/Spec	564,155.95	0.00	0.00	6,326,135.27	7,398,365.00	85.51
117-0000	Non-Certified Paras/Custodial	761,278.06	0.00	0.00	7,039,469.12	8,995,140.00	78.26
118-0000	Other Non-Certified	67,608.87	0.00	0.00	1,165,857.60	984,271.00	118.45
119-0000	Other	132,298.41	0.00	0.00	1,128,567.09	1,335,386.00	84.51
121-0000	Substitute-Teacher	149,672.35	0.00	0.00	1,612,598.00	1,477,727.00	109.13
122-0000	Substitute-Paraprofessionals	2,700.00	0.00	0.00	71,935.00	209,720.00	34.30
123-0000	Substitute-Conferences	2,610.00	0.00	0.00	55,447.00	327,529.00	16.93
125-0000	Substitute-Other Non-Certified	0.00	0.00	0.00	50.93	0.00	0.00
132-0000	1.5 Overtime	14,326.61	0.00	0.00	155,757.10	98,256.00	158.52
133-0000	2.0 Overtime	0.00	0.00	0.00	2,381.84	3,985.00	59.77
134-0000	Subs-Conferences/Prof Develop	900.00	0.00	0.00	22,790.00	0.00	0.00
135-0000	Long Term Certified Subs	58,140.00	0.00	0.00	645,175.94	854,607.00	75.49
138-0000	Subs-Grants	0.00	0.00	0.00	545.00	0.00	0.00
143-0000	Overload	0.00	0.00	0.00	247,383.20	314,579.00	78.64
147-0000	Officials- IHSA D300 Employees	0.00	0.00	0.00	522.00	0.00	0.00
148-0000	Extra Pay-Non-Certified	10,321.38	0.00	0.00	314,381.50	107,677.00	291.97
149-0000	Extra Pay-Certified	100,672.96	0.00	0.00	4,309,903.15	4,624,499.00	93.20
161-0000	Mileage Stipend	14,182.00	0.00	0.00	168,509.87	182,051.00	92.56

Income Statement

GL293 Date 07/10/23
Time 14:11

Company 10 - Educational Fund
Income Statement
For Period 11 Through 11 Ending May 31, 2023

USD

Page 3

Fiscal Year 2023 Budget

99

Consolidated

Educational Fund

Consolidated

Account Nbr	Description	Period Amount	Period Budget	Pct Of Budget	Year To Date Amount	Year To Date Budget	Pct Of Budget
100	Salaries						
	Total Salaries	11,630,940.43	0.00	0.00	124,578,558.43	158,525,185.00	78.59
200	Employee Benefits						
211-0000	Teachers Retirement (TRS)	707,296.80	0.00	0.00	7,407,029.97	9,809,769.00	75.51
212-0000	Municipal Retirement (IMRF)	.78-	0.00	0.00	652.06-	125,543.00	.52-
214-0000	Medicare Only	.27	0.00	0.00	.27	0.00	0.00
215-0000	One-Time TRS Early Retirement	7,671.46	0.00	0.00	55,087.81	52,499.00	104.93
217-0000	TRS Federal Contribution	18.88	0.00	0.00	18.88	0.00	0.00
218-0000	THIS Fund Employer Contributio	81,798.49	0.00	0.00	882,278.55	1,150,571.00	76.68
221-0000	Life Insurance	6,894.83	0.00	0.00	71,252.45	91,455.00	77.91
222-0000	Medical Insurance	1,842,096.87	0.00	0.00	17,032,177.51	21,743,035.00	78.33
223-0000	Dental Insurance	95,551.28	0.00	0.00	873,953.93	1,067,264.00	81.89
224-0000	Vision Insurance	18,817.81	0.00	0.00	171,563.26	249,756.00	68.69
225-0000	Disability Insurance	1,820.90	0.00	0.00	21,624.60	22,484.00	96.18
226-0000	HRA/HSA Board Contributions	0.00	0.00	0.00	897,969.38	1,259,978.00	71.27
227-0000	403b/457 Contribution	0.00	0.00	0.00	17,558.61	0.00	0.00
231-0000	Certified Tuition Reimbursemen	28,821.10	0.00	0.00	84,044.80	104,998.00	80.04
232-0000	DESA Tuition Reimbursement	0.00	0.00	0.00	774.00	2,100.00	36.86
233-0000	DESPA Tuition Reimbursement	0.00	0.00	0.00	2,258.36	0.00	0.00
234-0000	Non-Union Tuition Reimbursemen	0.00	0.00	0.00	0.00	2,100.00	0.00
235-0000	Admin Tuition Reimbursement	900.00	0.00	0.00	6,900.00	52,499.00	13.14
236-0000	Admin Relocation Reimbursement	0.00	0.00	0.00	0.00	3,150.00	0.00
	Total Employee Benefits	2,791,687.91	0.00	0.00	27,523,840.32	35,737,201.00	77.02
300	Purchased Services						
310-0000	Professional Services-Instruct	178,155.45	0.00	0.00	1,068,766.29	0.00	0.00
311-0000	Professional Services-Administ	24,679.95	0.00	0.00	761,921.15	703,113.00	108.36
312-0000	Staff Development-On Site	369.00	0.00	0.00	32,432.50	59,935.00	54.11
313-0000	Staff Development	10,690.18	0.00	0.00	99,479.34	209,860.00	47.40
314-0000	Professional Services-Instruct	302,110.09	0.00	0.00	548,681.43	564,842.00	97.14
315-0000	Food-Contracted	28,840.69	0.00	0.00	162,779.69	123,815.00	131.47
316-0000	Charter School Payment	1,974,803.37	0.00	0.00	8,143,244.38	8,102,852.00	100.50
317-0000	Audit/Financial Services	0.00	0.00	0.00	55,075.00	58,000.00	94.96
318-0000	Legal Services	11,629.50	0.00	0.00	106,106.82	350,000.00	30.32
319-0000	Other Professional & Technical	78,392.56	0.00	0.00	1,334,381.93	3,768,434.00	35.41
321-0000	Sanitation Services	0.00	0.00	0.00	0.00	1,000.00	0.00
322-0000	Cleaning Services	0.00	0.00	0.00	1,070.00	0.00	0.00
323-0000	Repair & Maintenance	87,719.76	0.00	0.00	336,187.91	395,095.00	85.09
325-0000	Rentals	37,233.51	0.00	0.00	278,875.65	231,680.00	120.37
327-0000	Computer Maintenance	0.00	0.00	0.00	2.57	732.00	.35
331-0000	Pupil Transportation-General	0.00	0.00	0.00	7,172.91	0.00	0.00
333-0000	District Travel	16,649.77	0.00	0.00	217,290.54	286,534.00	75.83
334-0000	Professional Meetings	0.00	0.00	0.00	10,244.21	36,050.00	28.42
336-0000	Pupil Transportation-Field Tri	7,645.94	0.00	0.00	39,553.33	26,988.00	146.56
338-0000	Pupil Transportation - Athleti	9,781.15	0.00	0.00	28,985.35	0.00	0.00
339-0000	Other Transporation Services	1,341.90	0.00	0.00	2,245.76	6,259.00	35.88

Income Statement

GL293 Date 07/10/23
Time 14:11

Company 10 - Educational Fund
Income Statement
For Period 11 Through 11 Ending May 31, 2023

USD

Page 4

Fiscal Year 2023 Budget

99

Consolidated

Educational Fund

Consolidated

Account Nbr	Description	Period Amount	Period Budget	Pct Of Budget	Year To Date Amount	Year To Date Budget	Pct Of Budget
300	Purchased Services						
341-0000	Postage & Shipping Charges	234.61	0.00	0.00	16,921.72	61,185.00	27.66
342-0000	Telephone-Local	0.00	0.00	0.00	195,867.16	195,249.00	100.32
346-0000	Telephone - WAN and Internet	10,719.68	0.00	0.00	250,111.84	302,637.00	82.64
347-0000	Telephone-Cellular	22,247.33	0.00	0.00	174,205.54	110,902.00	157.08
351-0000	Recruiting	475.00	0.00	0.00	11,437.00	14,300.00	79.98
352-0000	Legal Notices	41.40	0.00	0.00	5,996.51	25,500.00	23.52
361-0000	Printing & Binding	17,882.21	0.00	0.00	65,873.58	84,543.00	77.92
385-0000	Unemployment Insurance	0.00	0.00	0.00	95,835.34	35,000.00	273.82
390-0000	Officials-Tournaments	0.00	0.00	0.00	214.00	0.00	0.00
391-0000	Officials-IHSA Sponsored	20,039.00	0.00	0.00	213,748.76	175,661.00	121.68
392-0000	License & Registrations	4,961.00	0.00	0.00	7,278.69	2,400.00	303.28
393-0000	Investigations	520.00	0.00	0.00	15,900.00	0.00	0.00
395-0000	Management Fees	753,122.77	0.00	0.00	6,212,427.98	8,300,000.00	74.85
396-0000	Bilingual Recruitment	0.00	0.00	0.00	367.00	0.00	0.00
397-0000	Software Licensing	2,277.72	0.00	0.00	3,496,955.18	3,240,386.00	107.92
398-0000	Banking/Credit Card Fees	14,721.25	0.00	0.00	94,258.43	141,100.00	66.80
	Total Purchased Services	3,617,284.79	0.00	0.00	24,091,895.49	27,614,052.00	87.25
400	Supplies & Materials						
411-0000	Supplies-General	145,297.26	0.00	0.00	2,418,687.50	2,215,919.00	109.15
412-0000	Supplies-Testing Materials	0.00	0.00	0.00	115,116.60	237,900.00	48.39
415-0000	Supplies-Computer	550.79	0.00	0.00	14,060.27	31,815.00	44.19
416-0000	Supplies-Athletic Fields	0.00	0.00	0.00	251.64	0.00	0.00
417-0000	Supplies-Uniform	0.00	0.00	0.00	204,280.49	87,850.00	232.53
421-0000	Textbooks- Approved Standard	0.00	0.00	0.00	127,064.24	2,200.00	5775.65
422-0000	Textbooks-Consumables	0.00	0.00	0.00	35,782.40	10,616.00	337.06
423-0000	Textbooks-Rebinds	1,528.59	0.00	0.00	2,846.59	0.00	0.00
424-0000	Textbooks-Suppl/Innovation Mat	1,952.14	0.00	0.00	101,251.98	15,200.00	666.13
425-0000	Textbooks-Approved Standard El	0.00	0.00	0.00	43,376.40	1,648,919.00	2.63
431-0000	Library Books	10,316.62	0.00	0.00	110,820.81	95,400.00	116.16
441-0000	Periodicals	1,011.98	0.00	0.00	20,824.76	30,950.00	67.29
464-0000	Gasoline	115.66	0.00	0.00	7,725.32	6,700.00	115.30
471-0000	System Software	135.00	0.00	0.00	1,446.28	105,701.00	1.37
472-0000	Instructional Software	0.00	0.00	0.00	3,644.25	80,393.00	4.53
481-0000	Equipment < \$500	27,637.86	0.00	0.00	221,968.13	77,564.00	286.17
482-0000	Parts-Transportation	0.00	0.00	0.00	2,403.20	2,800.00	85.83
484-0000	Computer Related Equip < \$500	31,226.11	0.00	0.00	381,152.92	118,150.00	322.60
491-0000	Mat & Sup-Shipping	0.00	0.00	0.00	70.87	2,642.00	2.68
	Total Supplies & Materials	219,772.01	0.00	0.00	3,812,774.65	4,770,719.00	79.92
500	Capital Outlay						
541-0000	Equipment	8,208.30	0.00	0.00	279,088.81	88,559.00	315.14
545-0000	Computer Equipment > \$5000	0.00	0.00	0.00	1,110.82	0.00	0.00
546-0000	Software	0.00	0.00	0.00	1,812.00	41,967.00	4.32

Income Statement

GL293 Date 07/10/23
Time 14:11

Company 10 - Educational Fund
Income Statement
For Period 11 Through 11 Ending May 31, 2023

USD

Page 5

Fiscal Year 2023 Budget

99

Consolidated

Educational Fund

Consolidated

Account Nbr	Description	Period Amount	Period Budget	Pct Of Budget	Year To Date Amount	Year To Date Budget	Pct Of Budget
500	Capital Outlay						
	Total Capital Outlay	8,208.30	0.00	0.00	282,011.63	130,526.00	216.06
600	Other Objects						
641-0000	Dues & Fees	17,192.84	0.00	0.00	283,917.49	268,939.00	105.57
651-0000	Judgments/Claims	7,831.47	0.00	0.00	39,305.20	0.00	0.00
671-0000	Private Facility Tuition	1,315,972.33	0.00	0.00	7,055,513.21	9,877,270.00	71.43
672-0000	Room and Board	73,421.85	0.00	0.00	569,689.59	632,080.00	90.13
673-0000	General Tuition	0.00	0.00	0.00	237,081.74	594,195.00	39.90
691-0000	Miscellaneous Objects	100.97	0.00	0.00	10,589.06	95,272.00	11.11
	Total Other Objects	1,414,519.46	0.00	0.00	8,196,096.29	11,467,756.00	71.47
900	System Accounts						
750	Capital Outlay - Capitalized						
751-0000	Equipment < \$5000	21,461.82	0.00	0.00	1,777,885.04	845,213.00	210.35
755-0000	Computer Equipment < \$5000	9,908.05	0.00	0.00	2,307,593.38	3,637,450.00	63.44
757-0000	Network Equipment < \$5000	5,646.81	0.00	0.00	214,003.14	148,270.00	144.33
	Total Capital Outlay - Capita	37,016.68	0.00	0.00	4,299,481.56	4,630,933.00	92.84
902-0000	Handling Fees (PO)	0.00	0.00	0.00	234.75-	0.00	0.00
	Total System Accounts	37,016.68	0.00	0.00	4,299,246.81	4,630,933.00	92.84
	Total Expense	19,719,429.58	0.00	0.00	192,784,423.62	242,876,372.00	79.38
	Total Net Change in Fund Balan	3,506,996.75-	0.00	0.00	21,460,450.38-	9,302,932.00	230.68-

Income Statement

GL293 Date 07/10/23
Time 14:11

Company 14 - Grant Fund
Income Statement
For Period 11 Through 11 Ending May 31, 2023

USD

Page 6

Fiscal Year 2023 Budget

99

Consolidated

Grant Fund

Consolidated

Account Nbr	Description	Period Amount	Period Budget	Pct Of Budget	Year To Date Amount	Year To Date Budget	Pct Of Budget
REVENUE							
Revenue							
LOCAL							
Revenue from Local Sources							
1511-0000	Interest on Investments	0.00	0.00	0.00	0.00	33,372.00	0.00
1921-0000	Contributions & Donations from	0.00	0.00	0.00	19,000.00	2,500.00	760.00
1922-0000	Foundation Donations	22,678.60	0.00	0.00	24,878.60	11,000.00	226.17
1951-0000	Refund of PR YRs' Expenditiure	380.64	0.00	0.00	424.60	0.00	0.00
1999-0000	Other Revenue-General	0.00	0.00	0.00	0.00	5,977.00	0.00
Total Revenue from Local Sourc		23,059.24	0.00	0.00	44,303.20	52,849.00	83.83
STATE							
Revenue from State Sources							
3220-0000	Voc Ed School Improvement	23,690.00	0.00	0.00	218,447.00	240,077.00	90.99
3275-0000	Voc Ed Elem Career	1,746.00	0.00	0.00	14,867.00	13,837.00	107.44
3621-0000	School Library	0.00	0.00	0.00	0.00	25,534.00	0.00
3705-0000	Early Childhood-State PreK	180,153.00	0.00	0.00	1,788,345.00	1,581,831.00	113.06
3706-0000	Early Childhood-Prevention	30,215.00	0.00	0.00	302,157.00	630,372.00	47.93
3707-0000	Early Childhood-PreSchool For	71,921.00	0.00	0.00	719,212.00	791,133.00	90.91
3992-0000	After School Program Grant	10,000.00	0.00	0.00	107,702.00	101,531.00	106.08
3997-0000	School STEAM Revenue	8,570.00	0.00	0.00	8,570.00	0.00	0.00
Total Revenue from State Sourc		326,295.00	0.00	0.00	3,159,300.00	3,384,315.00	93.35
FEDERAL							
Revenue from Federal Sources							
4300-0000	Title I-Low Income	358,035.00	0.00	0.00	2,445,451.00	2,740,479.00	89.23
4331-0000	Title I-School Improvement	2,400.00	0.00	0.00	2,713.00	0.00	0.00
4400-0000	Title IV-Safe & Drug Free Scho	18,798.00	0.00	0.00	123,915.00	192,747.00	64.29
4600-0000	Special Ed-Preschool Flow Thro	5,498.00	0.00	0.00	78,638.00	102,605.00	76.64
4620-0000	Special Ed-IDEA Flow Through	820,122.00	0.00	0.00	3,846,401.00	4,363,666.00	88.15
4745-0000	Perkins-III	45,215.00	0.00	0.00	135,004.00	122,689.00	110.04
4909-0000	LIPLEPS-III	45,159.00	0.00	0.00	318,101.00	300,560.00	105.84
4932-0000	Title II-Teacher Quality	29,106.00	0.00	0.00	528,984.00	377,577.00	140.10
4944-0000	McKinney-Vento Homeless	3,822.00	0.00	0.00	22,380.00	0.00	0.00
4988-0000	IDEA ARP PreK Grant	0.00	0.00	0.00	1,611.00	0.00	0.00
4989-0000	IDEA ARP Grant	11,490.00	0.00	0.00	102,690.00	0.00	0.00
4990-0000	Early Childhood K-1st Jump Sta	0.00	0.00	0.00	40,585.00	0.00	0.00
4991-0000	Medicaid Admin Outreach	0.00	0.00	0.00	0.00	100,000.00	0.00
4998-0000	Other Federal Revenues	0.00	0.00	0.00	0.00	1,250,961.00	0.00
Total Revenue from Federal Sou		1,339,645.00	0.00	0.00	7,646,473.00	9,551,284.00	80.06
Total Revenue		1,688,999.24	0.00	0.00	10,850,076.20	12,988,448.00	83.54
EXPENSE							
Expense							
100							
Salaries							
112-0000	Certified Directors/Superviors	0.00	0.00	0.00	0.00	161,255.00	0.00
113-0000	Certified Teachers	214,932.47	0.00	0.00	1,765,646.47	2,522,002.00	70.01

Income Statement

GL293 Date 07/10/23
Time 14:11

Company 14 - Grant Fund
Income Statement
For Period 11 Through 11 Ending May 31, 2023

USD

Page 7

Fiscal Year 2023 Budget

99

Consolidated

Grant Fund

Consolidated

Account Nbr	Description	Period Amount	Period Budget	Pct Of Budget	Year To Date Amount	Year To Date Budget	Pct Of Budget
100	Salaries						
114-0000	Other Certified	9,429.68	0.00	0.00	92,587.31	1,036,656.00	8.93
116-0000	Non-Certified Sec/Spec	4,834.16	0.00	0.00	60,683.86	0.00	0.00
117-0000	Non-Certified Paras/Custodial	53,618.04	0.00	0.00	522,189.81	202,806.00	257.48
118-0000	Other Non-Certified	147,997.41	0.00	0.00	1,125,981.79	1,074,870.00	104.76
121-0000	Substitute-Teacher	556.40	0.00	0.00	556.40	0.00	0.00
124-0000	INACT-Substitute-Grant Support	180.00	0.00	0.00	0.00	0.00	0.00
132-0000	1.5 Overtime	0.00	0.00	0.00	309.24	0.00	0.00
138-0000	Subs-Grants	5,220.00	0.00	0.00	46,815.00	0.00	0.00
148-0000	Extra Pay-Non-Certified	90.19	0.00	0.00	1,504.62	3,637.00	41.37
149-0000	Extra Pay-Certified	14,650.00	0.00	0.00	374,807.75	1,095,393.00	34.22
	Total Salaries	451,148.35	0.00	0.00	3,991,082.25	6,096,619.00	65.46
200	Employee Benefits						
211-0000	Teachers Retirement (TRS)	15,819.80	0.00	0.00	132,287.15	307,316.00	43.05
212-0000	Municipal Retirement (IMRF)	4,529.78	0.00	0.00	4,529.78	16,831.00	26.91
213-0000	Federal Insurance Contribution	3,597.88	0.00	0.00	3,597.88	73,386.00	4.90
214-0000	Medicare Only	1,432.07	0.00	0.00	1,920.34	41,492.00	4.63
217-0000	TRS Federal Contribution	9,331.66	0.00	0.00	343,796.00	305,146.00	112.67
218-0000	THIS Fund Employer Contributio	1,732.34	0.00	0.00	15,936.19	38,463.00	41.43
221-0000	Life Insurance	207.27	0.00	0.00	1,712.88	57,251.00	2.99
222-0000	Medical Insurance	78,766.94	0.00	0.00	544,808.09	527,321.00	103.32
223-0000	Dental Insurance	4,890.50	0.00	0.00	36,529.05	150,528.00	24.27
224-0000	Vision Insurance	967.13	0.00	0.00	7,381.98	57,251.00	12.89
226-0000	HRA/HSA Board Contributions	0.00	0.00	0.00	2,375.00	0.00	0.00
	Total Employee Benefits	121,275.37	0.00	0.00	1,094,874.34	1,574,985.00	69.52
300	Purchased Services						
312-0000	Staff Development-On Site	5,200.00	0.00	0.00	105,222.46	0.00	0.00
313-0000	Staff Development	0.00	0.00	0.00	6,416.77	329,650.00	1.95
314-0000	Professional Services-Instruct	625,217.60	0.00	0.00	3,716,919.90	120,457.00	3085.68
315-0000	Food-Contracted	7,613.96	0.00	0.00	51,896.78	0.00	0.00
319-0000	Other Professional & Technical	29,238.58	0.00	0.00	133,735.74	3,111,868.00	4.30
323-0000	Repair & Maintenance	0.00	0.00	0.00	3,846.71	3,000.00	128.22
327-0000	Computer Maintenance	0.00	0.00	0.00	504.00	0.00	0.00
331-0000	Pupil Transportation-General	587.47	0.00	0.00	2,295.25	81,258.00	2.82
333-0000	District Travel	8,685.92	0.00	0.00	24,918.96	0.00	0.00
334-0000	Professional Meetings	15,241.21	0.00	0.00	90,217.42	732,517.00	12.32
336-0000	Pupil Transportation-Field Tri	36,720.44	0.00	0.00	64,258.42	0.00	0.00
341-0000	Postage & Shipping Charges	18.35	0.00	0.00	18.35	0.00	0.00
361-0000	Printing & Binding	0.00	0.00	0.00	840.00	0.00	0.00
392-0000	License & Registrations	0.00	0.00	0.00	2,091.00	0.00	0.00
397-0000	Software Licensing	3,771.00	0.00	0.00	358,275.31	56,410.00	635.13
399-0000	Other Purchased Services	1,482.24	0.00	0.00	19,154.37	0.00	0.00
	Total Purchased Services	733,776.77	0.00	0.00	4,580,611.44	4,435,160.00	103.28
400	Supplies & Materials						

Income Statement

GL293 Date 07/10/23
Time 14:11

Company 14 - Grant Fund
Income Statement
For Period 11 Through 11 Ending May 31, 2023

USD

Page 8

Fiscal Year 2023 Budget

99

Consolidated

Grant Fund

Consolidated

Account Nbr	Description	Period Amount	Period Budget	Pct Of Budget	Year To Date Amount	Year To Date Budget	Pct Of Budget
400	Supplies & Materials						
411-0000	Supplies-General	39,041.12	0.00	0.00	358,633.49	575,737.00	62.29
412-0000	Supplies-Testing Materials	0.00	0.00	0.00	1,367.56	0.00	0.00
415-0000	Supplies-Computer	0.00	0.00	0.00	10,325.46	0.00	0.00
422-0000	Textbooks-Consumables	127.38	0.00	0.00	56,943.49	0.00	0.00
424-0000	Textbooks-Suppl/Innovation Mat	677.25	0.00	0.00	20,336.61	0.00	0.00
431-0000	Library Books	1,506.56	0.00	0.00	15,891.91	16,857.00	94.27
472-0000	Instructional Software	0.00	0.00	0.00	1,890.00	0.00	0.00
481-0000	Equipment < \$500	345.00	0.00	0.00	33,500.09	0.00	0.00
484-0000	Computer Related Equip < \$500	9,614.52	0.00	0.00	18,319.50	0.00	0.00
	Total Supplies & Materials	51,311.83	0.00	0.00	517,208.11	592,594.00	87.28
500	Capital Outlay						
541-0000	Equipment	0.00	0.00	0.00	112,649.00	0.00	0.00
545-0000	Computer Equipment > \$5000	0.00	0.00	0.00	0.00	118,135.00	0.00
	Total Capital Outlay	0.00	0.00	0.00	112,649.00	118,135.00	95.36
600	Other Objects						
641-0000	Dues & Fees	1,149.50	0.00	0.00	53,969.44	47,250.00	114.22
	Total Other Objects	1,149.50	0.00	0.00	53,969.44	47,250.00	114.22
900	System Accounts						
750	Capital Outlay - Capitalized						
751-0000	Equipment < \$5000	2,269.11	0.00	0.00	145,763.85	123,705.00	117.83
755-0000	Computer Equipment < \$5000	1,114.06	0.00	0.00	75,699.76	0.00	0.00
	Total Capital Outlay - Capita	3,383.17	0.00	0.00	221,463.61	123,705.00	179.03
902-0000	Handling Fees (PO)	0.00	0.00	0.00	28.80-	0.00	0.00
	Total System Accounts	3,383.17	0.00	0.00	221,434.81	123,705.00	179.00
	Total Expense	1,362,044.99	0.00	0.00	10,571,829.39	12,988,448.00	81.39
	Total Net Change in Fund Balan	326,954.25	0.00	0.00	278,246.81	0.00	0.00

Income Statement

GL293 Date 07/10/23
Time 14:11

Company 19 - Covid 19 Fund
Income Statement
For Period 11 Through 11 Ending May 31, 2023

USD

Page 9

Fiscal Year 2023 Budget

99

Consolidated

Covid 19 Fund

Consolidated

Account Nbr	Description	Period Amount	Period Budget	Pct Of Budget	Year To Date Amount	Year To Date Budget	Pct Of Budget
REVENUE							
Revenue							
LOCAL							
Revenue from Local Sources							
1999-0000	Other Revenue-General	0.00	0.00	0.00	70.70	0.00	0.00
	Total Revenue from Local Sourc	0.00	0.00	0.00	70.70	0.00	0.00
FEDERAL							
Revenue from Federal Sources							
4942-0000	ESSER II	256,030.00	0.00	0.00	1,095,047.75	1,689,945.00	64.80
4943-0000	ESSER III	1,507,069.00	0.00	0.00	4,403,437.00	4,229,047.00	104.12
4987-0000	District-Led High Impact Tutor	2,290.00	0.00	0.00	2,290.00	0.00	0.00
4997-0000	ESSER I	0.00	0.00	0.00	50,191.00	0.00	0.00
	Total Revenue from Federal Sou	1,765,389.00	0.00	0.00	5,550,965.75	5,918,992.00	93.78
	Total Revenue	1,765,389.00	0.00	0.00	5,551,036.45	5,918,992.00	93.78
EXPENSE							
Expense							
100							
Salaries							
113-0000	Certified Teachers	199,355.84	0.00	0.00	1,968,079.72	1,785,932.00	110.20
114-0000	Other Certified	0.00	0.00	0.00	0.00	185,229.00	0.00
117-0000	Non-Certified Paras/Custodial	3,809.76	0.00	0.00	28,918.49	534,066.00	5.41
118-0000	Other Non-Certified	0.00	0.00	0.00	2,084.77	0.00	0.00
143-0000	Overload	0.00	0.00	0.00	1,090.71	257,529.00	.42
148-0000	Extra Pay-Non-Certified	950.00	0.00	0.00	2,283.75	0.00	0.00
149-0000	Extra Pay-Certified	14,250.00	0.00	0.00	272,766.85	1,019,612.00	26.75
	Total Salaries	218,365.60	0.00	0.00	2,273,042.87	3,782,368.00	60.10
200							
Employee Benefits							
211-0000	Teachers Retirement (TRS)	12,255.58	0.00	0.00	124,792.83	145,750.00	85.62
212-0000	Municipal Retirement (IMRF)	0.00	0.00	0.00	0.00	22,584.00	0.00
213-0000	Federal Insurance Contribution	0.00	0.00	0.00	0.00	15,866.00	0.00
214-0000	Medicare Only	0.00	0.00	0.00	0.00	9,443.00	0.00
217-0000	TRS Federal Contribution	20,901.33	0.00	0.00	51,999.08	265,390.00	19.59
218-0000	THIS Fund Employer Contributio	1,335.85	0.00	0.00	14,369.58	10,918.00	131.61
221-0000	Life Insurance	74.52	0.00	0.00	754.42	3,785.00	19.93
222-0000	Medical Insurance	25,734.44	0.00	0.00	248,471.30	773,793.00	32.11
223-0000	Dental Insurance	1,259.20	0.00	0.00	11,552.44	9,477.00	121.90
224-0000	Vision Insurance	256.32	0.00	0.00	2,332.91	3,785.00	61.64
226-0000	HRA/HSA Board Contributions	0.00	0.00	0.00	14,238.34	0.00	0.00
	Total Employee Benefits	61,817.24	0.00	0.00	468,510.90	1,260,791.00	37.16
300							
Purchased Services							
310-0000	Professional Services-Instruct	0.00	0.00	0.00	419.25	0.00	0.00
314-0000	Professional Services-Instruct	54,238.05	0.00	0.00	241,273.86	0.00	0.00

Income Statement

GL293 Date 07/10/23
Time 14:11

Company 19 - Covid 19 Fund
Income Statement
For Period 11 Through 11 Ending May 31, 2023

USD

Page 10

Fiscal Year 2023 Budget

99

Consolidated

Covid 19 Fund

Consolidated

Account Nbr	Description	Period Amount	Period Budget	Pct Of Budget	Year To Date Amount	Year To Date Budget	Pct Of Budget
300	Purchased Services						
319-0000	Other Professional & Technical	53,300.00	0.00	0.00	101,607.76	0.00	0.00
321-0000	Sanitation Services	0.00	0.00	0.00	1,995.00	0.00	0.00
325-0000	Rentals	7,678.09	0.00	0.00	84,458.99	417,500.00	20.23
331-0000	Pupil Transportation-General	20,569.20	0.00	0.00	115,120.28	0.00	0.00
	Total Purchased Services	135,785.34	0.00	0.00	544,875.14	417,500.00	130.51
400	Supplies & Materials						
411-0000	Supplies-General	32,926.66	0.00	0.00	33,550.77	283,333.00	11.84
424-0000	Textbooks-Suppl/Innovation Mat	1,668,886.37	0.00	0.00	1,748,941.37	0.00	0.00
	Total Supplies & Materials	1,701,813.03	0.00	0.00	1,782,492.14	283,333.00	629.12
900	System Accounts						
750	Capital Outlay - Capitalized						
751-0000	Equipment < \$5000	0.00	0.00	0.00	0.00	175,000.00	0.00
	Total Capital Outlay - Capita	0.00	0.00	0.00	0.00	175,000.00	0.00
	Total System Accounts	0.00	0.00	0.00	0.00	175,000.00	0.00
	Total Expense	2,117,781.21	0.00	0.00	5,068,921.05	5,918,992.00	85.64
	Total Net Change in Fund Balan	352,392.21-	0.00	0.00	482,115.40	0.00	0.00

Income Statement

GL293 Date 07/10/23
Time 14:11

Company 20 - Operations & Maintenance Fund USD
Income Statement
For Period 11 Through 11 Ending May 31, 2023

Page 11

Fiscal Year 2023 Budget

99

Consolidated

Operations & Maintenance Fund Consolidated

Account Nbr	Description	Period Amount	Period Budget	Pct Of Budget	Year To Date Amount	Year To Date Budget	Pct Of Budget
REVENUE							
LOCAL Revenue from Local Sources							
1111-0000	CUR YR General Levy	1,631,105.89	0.00	0.00	5,384,309.87	12,774,127.00	42.15
1112-0000	First PR YR General Levy	0.00	0.00	0.00	10,031,825.99	12,028,238.00	83.40
1390-0000	Transition Fees	98,271.36	0.00	0.00	396,725.12	340,051.00	116.67
1511-0000	Interest on Investments	26,408.30	0.00	0.00	186,630.47	8,600.00	2170.12
1791-0000	Parking Permits	1,450.85	0.00	0.00	159,802.08	162,156.00	98.55
1910-0000	Building Rental	2,025.63	0.00	0.00	34,264.38	69,244.00	49.48
1951-0000	Refund of PR YRs' Expenditiure	0.00	0.00	0.00	17,118.63	1,613.00	1061.29
1997-0000	Revenue From Sale of Assets	0.00	0.00	0.00	71,134.69	89,796.00	79.22
1999-0000	Other Revenue-General	23,881.84	0.00	0.00	148,160.31	340,000.00	43.58
	Total Revenue from Local Sourc	1,783,143.87	0.00	0.00	16,429,971.54	25,813,825.00	63.65
	Total Revenue	1,783,143.87	0.00	0.00	16,429,971.54	25,813,825.00	63.65
EXPENSE							
100 Expense							
Salaries							
115-0000	Non-Certified Supervision/Head	166,178.97	0.00	0.00	1,897,864.64	2,118,498.00	89.59
116-0000	Non-Certified Sec/Spec	3,763.99	0.00	0.00	40,909.44	52,915.00	77.31
117-0000	Non-Certified Paras/Custodial	456,247.19	0.00	0.00	5,183,113.74	6,867,604.00	75.47
118-0000	Other Non-Certified	0.00	0.00	0.00	1,228.37-	0.00	0.00
119-0000	Other	12,186.52	0.00	0.00	142,346.93	227,452.00	62.58
132-0000	1.5 Overtime	20,020.36	0.00	0.00	295,385.54	211,531.00	139.64
133-0000	2.0 Overtime	2,855.26	0.00	0.00	76,743.30	31,507.00	243.58
148-0000	Extra Pay-Non-Certified	0.00	0.00	0.00	1,300.00	0.00	0.00
161-0000	Mileage Stipend	355.56	0.00	0.00	4,266.66	7,755.00	55.02
	Total Salaries	661,607.85	0.00	0.00	7,640,701.88	9,517,262.00	80.28
200 Employee Benefits							
221-0000	Life Insurance	421.84	0.00	0.00	4,743.44	4,283.00	110.75
222-0000	Medical Insurance	112,973.96	0.00	0.00	1,220,903.35	1,522,548.00	80.19
223-0000	Dental Insurance	6,037.92	0.00	0.00	64,788.86	78,823.00	82.20
224-0000	Vision Insurance	1,235.04	0.00	0.00	13,084.32	18,603.00	70.33
225-0000	Disability Insurance	51.36	0.00	0.00	513.36	509.00	100.86
	Total Employee Benefits	120,720.12	0.00	0.00	1,304,033.33	1,624,766.00	80.26
300 Purchased Services							
312-0000	Staff Development-On Site	0.00	0.00	0.00	3,153.50	0.00	0.00
313-0000	Staff Development	0.00	0.00	0.00	1,970.00	5,200.00	37.88
315-0000	Food-Contracted	1,504.19	0.00	0.00	9,576.61	5,200.00	184.17
319-0000	Other Professional & Technical	108,064.62	0.00	0.00	827,292.03	1,383,500.00	59.80
321-0000	Sanitation Services	13,498.45	0.00	0.00	160,587.50	182,522.00	87.98
322-0000	Cleaning Services	0.00	0.00	0.00	16,395.53	0.00	0.00

Income Statement

GL293 Date 07/10/23
Time 14:11

Company 20 - Operations & Maintenance Fund USD
Income Statement
For Period 11 Through 11 Ending May 31, 2023

Page 12

Fiscal Year 2023 Budget

99

Consolidated

Operations & Maintenance Fund Consolidated

Account Nbr	Description	Period Amount	Period Budget	Pct Of Budget	Year To Date Amount	Year To Date Budget	Pct Of Budget
300	Purchased Services						
323-0000	Repair & Maintenance	24,287.00	0.00	0.00	834,809.35	381,509.00	218.82
325-0000	Rentals	17,934.41	0.00	0.00	224,263.25	270,140.00	83.02
326-0000	Alarm System Services	12,991.85	0.00	0.00	79,482.82	104,000.00	76.43
333-0000	District Travel	463.71	0.00	0.00	4,343.13	0.00	0.00
341-0000	Postage & Shipping Charges	50.25	0.00	0.00	50.25	0.00	0.00
347-0000	Telephone-Cellular	214.95	0.00	0.00	2,366.25	2,600.00	91.01
353-0000	License & Registration	0.00	0.00	0.00	0.00	52.00	0.00
362-0000	Repair & Maint-Life Safety	0.00	0.00	0.00	348.50	0.00	0.00
363-0000	Repair & Maint-Equip Elec	2,143.00	0.00	0.00	16,735.30	42,120.00	39.73
364-0000	Repair & Maint-Finishing Matl	0.00	0.00	0.00	19,578.70	15,600.00	125.50
365-0000	Repair & Maint-Plumbing	0.00	0.00	0.00	49,088.97	72,800.00	67.43
366-0000	Repair & Maint-Roofing	0.00	0.00	0.00	72,401.84	79,040.00	91.60
367-0000	Repair & Maint-HVAC	29,791.36	0.00	0.00	367,446.84	371,280.00	98.97
368-0000	Repair & Maint-Snowplowing	0.00	0.00	0.00	467,194.00	624,000.00	74.87
371-0000	Water/Sewer Services	37,561.45	0.00	0.00	265,602.51	282,105.00	94.15
385-0000	Unemployment Insurance	0.00	0.00	0.00	3,058.40	7,280.00	42.01
392-0000	License & Registrations	0.00	0.00	0.00	654.00	1,560.00	41.92
397-0000	Software Licensing	6,336.88	0.00	0.00	94,412.45	96,540.00	97.80
399-0000	Other Purchased Services	0.00	0.00	0.00	243.01	0.00	0.00
	Total Purchased Services	254,842.12	0.00	0.00	3,521,054.74	3,927,048.00	89.66
400	Supplies & Materials						
411-0000	Supplies-General	31,353.86	0.00	0.00	848,154.12	920,624.00	92.13
415-0000	Supplies-Computer	0.00	0.00	0.00	1,520.84	1,000.00	152.08
416-0000	Supplies-Athletic Fields	0.00	0.00	0.00	35,680.46	43,160.00	82.67
417-0000	Supplies-Uniform	0.00	0.00	0.00	47,137.06	44,720.00	105.40
418-0000	Supplies-B&G Schools	0.00	0.00	0.00	0.00	72,800.00	0.00
464-0000	Gasoline	742.65	0.00	0.00	66,289.72	38,480.00	172.27
465-0000	Natural Gas	0.00	0.00	0.00	626,532.58	528,627.00	118.52
466-0000	Electricity	206,679.08	0.00	0.00	1,863,943.29	3,376,059.00	55.21
481-0000	Equipment < \$500	17,692.44	0.00	0.00	53,346.35	30,160.00	176.88
482-0000	Parts-Transportation	0.00	0.00	0.00	160.00	17,680.00	.90
484-0000	Computer Related Equip < \$500	277.68	0.00	0.00	277.68	0.00	0.00
485-0000	Supplies - Air Filters	4,468.05	0.00	0.00	32,516.48	54,184.00	60.01
486-0000	Supplies - Mop Heads Towels Ma	15,235.16	0.00	0.00	162,317.73	34,216.00	474.39
491-0000	Mat & Sup-Shipping	0.00	0.00	0.00	1,158.48	0.00	0.00
493-0000	Supplies-Equip Elec	18,902.86	0.00	0.00	71,172.00	197,600.00	36.02
494-0000	Supplies-Finishing Matl	15,442.41	0.00	0.00	241,744.98	263,640.00	91.70
495-0000	Supplies-Plumbing	4,799.48	0.00	0.00	125,945.65	76,960.00	163.65
496-0000	Supplies-Roofing	0.00	0.00	0.00	0.00	12,480.00	0.00
497-0000	Supplies-HVAC	69,449.58	0.00	0.00	317,786.92	312,000.00	101.85
498-0000	Supplies-Bagged Salt	0.00	0.00	0.00	0.00	31,200.00	0.00
499-0000	Supplies-Bulk Salt	0.00	0.00	0.00	0.00	46,800.00	0.00
	Total Supplies & Materials	385,043.25	0.00	0.00	4,493,367.38	6,102,390.00	73.63
500	Capital Outlay						

Income Statement

GL293 Date 07/10/23
Time 14:11

Company 20 - Operations & Maintenance Fund USD
Income Statement
For Period 11 Through 11 Ending May 31, 2023

Page 13

Fiscal Year 2023 Budget 99

Consolidated

Operations & Maintenance Fund Consolidated

Account Nbr	Description	Period Amount	Period Budget	Pct Of Budget	Year To Date Amount	Year To Date Budget	Pct Of Budget
500	Capital Outlay						
521-0000	Buildings	1,024.63	0.00	0.00	238,525.62	300,000.00	79.51
531-0000	Improvements Other than Buildi	0.00	0.00	0.00	19,946.40	0.00	0.00
533-0000	Improvements Other than Buildi	0.00	0.00	0.00	18,699.53	0.00	0.00
541-0000	Equipment	119,239.35	0.00	0.00	373,986.49	561,610.00	66.59
545-0000	Computer Equipment > \$5000	0.00	0.00	0.00	0.00	35,000.00	0.00
	Total Capital Outlay	120,263.98	0.00	0.00	651,158.04	896,610.00	72.62
600	Other Objects						
641-0000	Dues & Fees	45.00	0.00	0.00	1,120.00	9,000.00	12.44
651-0000	Judgments/Claims	0.00	0.00	0.00	4,789.55	0.00	0.00
	Total Other Objects	45.00	0.00	0.00	5,909.55	9,000.00	65.66
900	System Accounts						
750	Capital Outlay - Capitalized						
751-0000	Equipment < \$5000	28,179.81	0.00	0.00	258,036.23	268,108.00	96.24
755-0000	Computer Equipment < \$5000	0.00	0.00	0.00	600.00	1,000.00	60.00
	Total Capital Outlay - Capita	28,179.81	0.00	0.00	258,636.23	269,108.00	96.11
	Total System Accounts	28,179.81	0.00	0.00	258,636.23	269,108.00	96.11
	Total Expense	1,570,702.13	0.00	0.00	17,874,861.15	22,346,184.00	79.99
	Total Net Change in Fund Balan	212,441.74	0.00	0.00	1,444,889.61-	3,467,641.00	41.67-

Income Statement

GL293 Date 07/10/23
Time 14:11

Company 30 - Bond & Interest Fund
Income Statement
For Period 11 Through 11 Ending May 31, 2023

USD

Page 14

Fiscal Year 2023 Budget

99

Consolidated

Bond & Interest Fund

Consolidated

Account Nbr	Description	Period Amount	Period Budget	Pct Of Budget	Year To Date Amount	Year To Date Budget	Pct Of Budget
REVENUE							
Revenue							
LOCAL							
Revenue from Local Sources							
1111-0000	CUR YR General Levy	1,195,585.83	0.00	0.00	4,612,049.14	13,545,405.00	34.05
1112-0000	First PR YR General Levy	0.00	0.00	0.00	9,205,355.30	13,370,207.00	68.85
1511-0000	Interest on Investments	21,763.55	0.00	0.00	375,538.54	16,500.00	2275.99
1999-0000	Other Revenue-General	0.00	0.00	0.00	424,759.40	0.00	0.00
Total Revenue from Local Sourc		1,217,349.38	0.00	0.00	14,617,702.38	26,932,112.00	54.28
Total Revenue		1,217,349.38	0.00	0.00	14,617,702.38	26,932,112.00	54.28
EXPENSE							
Expense							
300							
Purchased Services							
319-0000	Other Professional & Technical	0.00	0.00	0.00	7,134.42	20,000.00	35.67
398-0000	Banking/Credit Card Fees	0.00	0.00	0.00	5.25	0.00	0.00
Total Purchased Services		0.00	0.00	0.00	7,139.67	20,000.00	35.70
600							
Other Objects							
611-0000	Redemption of Principle	0.00	0.00	0.00	19,182,386.46	16,225,000.00	118.23
612-0000	Lease Purchase-Principle	0.00	0.00	0.00	0.00	1,645,000.00	0.00
621-0000	Interest	0.00	0.00	0.00	4,411,457.54	11,446,478.00	38.54
Total Other Objects		0.00	0.00	0.00	23,593,844.00	29,316,478.00	80.48
Total Expense		0.00	0.00	0.00	23,600,983.67	29,336,478.00	80.45
Total Net Change in Fund Balan		1,217,349.38	0.00	0.00	8,983,281.29-	2,404,366.00-	373.62

Income Statement

GL293 Date 07/10/23
Time 14:11

Company 40 - Transportation Fund
Income Statement
For Period 11 Through 11 Ending May 31, 2023

USD

Page 15

Fiscal Year 2023 Budget

99

Consolidated

Transportation Fund

Consolidated

Account Nbr	Description	Period Amount	Period Budget	Pct Of Budget	Year To Date Amount	Year To Date Budget	Pct Of Budget
REVENUE							
LOCAL Revenue from Local Sources							
1111-0000	CUR YR General Levy	497,679.28	0.00	0.00	1,641,950.45	4,913,346.00	33.42
1112-0000	First PR YR General Levy	0.00	0.00	0.00	3,058,460.08	4,626,453.00	66.11
1231-0000	Corporate Personal Property Re	0.00	0.00	0.00	0.00	994,482.00	0.00
1511-0000	Interest on Investments	17,955.25	0.00	0.00	134,965.86	7,300.00	1848.85
1994-0000	Field Trips	42,094.77	0.00	0.00	207,456.98	186,000.00	111.54
1999-0000	Other Revenue-General	85.31	0.00	0.00	136.96	0.00	0.00
	Total Revenue from Local Sourc	557,814.61	0.00	0.00	5,042,970.33	10,727,581.00	47.01
STATE Revenue from State Sources							
3500-0000	Transportation-Regular	0.00	0.00	0.00	3,741,932.00	3,683,255.00	101.59
3510-0000	Transportation-Special Ed	0.00	0.00	0.00	5,265,498.12	5,382,011.00	97.84
	Total Revenue from State Sourc	0.00	0.00	0.00	9,007,430.12	9,065,266.00	99.36
	Total Revenue	557,814.61	0.00	0.00	14,050,400.45	19,792,847.00	70.99
EXPENSE							
100 Expense Salaries							
115-0000	Non-Certified Supervision/Head	7,383.00	0.00	0.00	88,561.64	97,121.00	91.19
116-0000	Non-Certified Sec/Spec	3,245.40	0.00	0.00	37,249.31	43,202.00	86.22
132-0000	1.5 Overtime	0.00	0.00	0.00	30.43	102.00	29.83
148-0000	Extra Pay-Non-Certified	203.11	0.00	0.00	1,598.14	1,331.00	120.07
149-0000	Extra Pay-Certified	45,758.75	0.00	0.00	402,739.61	315,000.00	127.85
161-0000	Mileage Stipend	177.78	0.00	0.00	2,133.33	2,458.00	86.79
	Total Salaries	56,768.04	0.00	0.00	532,312.46	459,214.00	115.92
200 Employee Benefits							
211-0000	Teachers Retirement (TRS)	275.12	0.00	0.00	2,418.09	1,270.00	190.40
218-0000	THIS Fund Employer Contributio	303.83	0.00	0.00	2,671.55	1,837.00	145.43
221-0000	Life Insurance	17.12	0.00	0.00	203.83	228.00	89.40
222-0000	Medical Insurance	2,471.30	0.00	0.00	26,199.53	6,675.00	392.50
223-0000	Dental Insurance	114.10	0.00	0.00	1,235.62	1,405.00	87.94
224-0000	Vision Insurance	26.16	0.00	0.00	281.22	261.00	107.75
225-0000	Disability Insurance	10.72	0.00	0.00	127.86	146.00	87.58
226-0000	HRA/HSA Board Contributions	0.00	0.00	0.00	20.84	0.00	0.00
	Total Employee Benefits	3,218.35	0.00	0.00	33,116.86	11,822.00	280.13
300 Purchased Services							
313-0000	Staff Development	0.00	0.00	0.00	0.00	4,464.00	0.00
315-0000	Food-Contracted	0.00	0.00	0.00	83.58	0.00	0.00
319-0000	Other Professional & Technical	1,257.12	0.00	0.00	29,564.86	20,757.00	142.43

Income Statement

GL293 Date 07/10/23
Time 14:11

Company 40 - Transportation Fund
Income Statement
For Period 11 Through 11 Ending May 31, 2023

USD

Page 16

Fiscal Year 2023 Budget

99

Consolidated

Transportation Fund

Consolidated

Account Nbr	Description	Period Amount	Period Budget	Pct Of Budget	Year To Date Amount	Year To Date Budget	Pct Of Budget
300	Purchased Services						
321-0000	Sanitation Services	445.82	0.00	0.00	7,901.55	25,085.00	31.50
323-0000	Repair & Maintenance	303.88	0.00	0.00	56,398.25	35,836.00	157.38
325-0000	Rentals	1,751.12	0.00	0.00	19,262.32	35,891.00	53.67
331-0000	Pupil Transportation-General	152,978.55	0.00	0.00	945,446.27	1,523,380.00	62.06
333-0000	District Travel	777.70	0.00	0.00	2,863.60	10,600.00	27.02
334-0000	Professional Meetings	0.00	0.00	0.00	30.00	615.00	4.88
336-0000	Pupil Transportation-Field Tri	58,462.29	0.00	0.00	364,702.61	384,293.00	94.90
346-0000	Telephone - WAN and Internet	0.00	0.00	0.00	0.00	425.00	0.00
347-0000	Telephone-Cellular	26.00	0.00	0.00	260.12	772.00	33.69
353-0000	License & Registration	14.00	0.00	0.00	76.88	724.00	10.62
361-0000	Printing & Binding	0.00	0.00	0.00	4,039.06	8,950.00	45.13
371-0000	Water/Sewer Services	264.10	0.00	0.00	4,499.81	6,264.00	71.84
389-0000	Insurance-Fire-Theft-All Other	0.00	0.00	0.00	49,200.00	53,803.00	91.44
392-0000	License & Registrations	0.00	0.00	0.00	0.00	1,263.00	0.00
394-0000	Managment Fees-Transportation	1,581,759.21	0.00	0.00	13,161,635.20	15,705,125.00	83.80
	Total Purchased Services	1,798,039.79	0.00	0.00	14,645,964.11	17,818,247.00	82.20
400	Supplies & Materials						
411-0000	Supplies-General	529.82	0.00	0.00	15,333.78	16,935.00	90.54
462-0000	Oil	2,032.05	0.00	0.00	28,198.44	32,305.00	87.29
464-0000	Gasoline	150,075.82	0.00	0.00	1,237,107.97	1,313,394.00	94.19
465-0000	Natural Gas	0.00	0.00	0.00	12,329.57	14,943.00	82.51
482-0000	Parts-Transportation	0.00	0.00	0.00	0.00	27,607.00	0.00
	Total Supplies & Materials	152,637.69	0.00	0.00	1,292,969.76	1,405,184.00	92.01
500	Capital Outlay						
531-0000	Improvements Other than Buildi	1,662.34	0.00	0.00	8,487.34	0.00	0.00
541-0000	Equipment	0.00	0.00	0.00	1,908.00	90,636.00	2.11
	Total Capital Outlay	1,662.34	0.00	0.00	10,395.34	90,636.00	11.47
900	System Accounts						
750	Capital Outlay - Capitalized						
751-0000	Equipment < \$5000	0.00	0.00	0.00	2,026.11	0.00	0.00
	Total Capital Outlay - Capita	0.00	0.00	0.00	2,026.11	0.00	0.00
	Total System Accounts	0.00	0.00	0.00	2,026.11	0.00	0.00
	Total Expense	2,012,326.21	0.00	0.00	16,516,784.64	19,785,103.00	83.48

Income Statement

GL293 Date 07/10/23
Time 14:11

Company 40 - Transportation Fund USD
Income Statement
For Period 11 Through 11 Ending May 31, 2023

Page 17

Fiscal Year 2023 Budget 99

Consolidated

Transportation Fund

Consolidated

Account Nbr	Description	Period Amount	Period Budget	Pct Of Budget	Year To Date Amount	Year To Date Budget	Pct Of Budget
750	Capital Outlay - Capitalized						
	Total Net Change in Fund Balan	1,454,511.60-	0.00	0.00	2,466,384.19-	7,744.00	0.00
		Large Percent of Budget		0.00			31848.97-
=====							

Income Statement

GL293 Date 07/10/23
Time 14:11

Company 50 - Municipal Retirement Fund USD
Income Statement
For Period 11 Through 11 Ending May 31, 2023

Page 18

Fiscal Year 2023 Budget

99

Consolidated

Municipal Retirement Fund

Consolidated

Account Nbr	Description	Period Amount	Period Budget	Pct Of Budget	Year To Date Amount	Year To Date Budget	Pct Of Budget
REVENUE							
Revenue							
LOCAL Revenue from Local Sources							
1111-0000	CUR YR General Levy	21,748.30	0.00	0.00	381,296.74	1,544,015.00	24.70
1112-0000	First PR YR General Levy	0.00	0.00	0.00	961,041.14	1,453,860.00	66.10
1511-0000	Interest on Investments	18,704.57	0.00	0.00	88,500.75	5,800.00	1525.88
Total Revenue from Local Sourc		40,452.87	0.00	0.00	1,430,838.63	3,003,675.00	47.64
Total Revenue		40,452.87	0.00	0.00	1,430,838.63	3,003,675.00	47.64
EXPENSE							
Expense							
200 Employee Benefits							
212-0000	Municipal Retirement (IMRF)	167,176.44	0.00	0.00	2,145,877.52	2,780,818.00	77.17
Total Employee Benefits		167,176.44	0.00	0.00	2,145,877.52	2,780,818.00	77.17
Total Expense		167,176.44	0.00	0.00	2,145,877.52	2,780,818.00	77.17
Total Net Change in Fund Balan		126,723.57-	0.00	0.00	715,038.89-	222,857.00	320.85-

Income Statement

GL293 Date 07/10/23
Time 14:11

Company 51 - Social Security/Medicare Fund USD
Income Statement
For Period 11 Through 11 Ending May 31, 2023

Page 19

Fiscal Year 2023 Budget

99

Consolidated

Social Security/Medicare Fund Consolidated

Account Nbr	Description	Period Amount	Period Budget	Pct Of Budget	Year To Date Amount	Year To Date Budget	Pct Of Budget
REVENUE							
Revenue							
LOCAL							
Revenue from Local Sources							
1151-0000	CUR YR Soc Sec/Medicare Levy	173,989.51	0.00	0.00	594,437.30	1,806,783.00	32.90
1152-0000	First PR YR Soc Sec/Medicare L	0.00	0.00	0.00	1,123,783.80	1,701,284.00	66.06
1231-0000	Corporate Personal Property Re	0.00	0.00	0.00	500,000.00	500,000.00	100.00
1511-0000	Interest on Investments	0.00	0.00	0.00	14,775.06	1,600.00	923.44
Total Revenue from Local Sourc		173,989.51	0.00	0.00	2,232,996.16	4,009,667.00	55.69
Total Revenue		173,989.51	0.00	0.00	2,232,996.16	4,009,667.00	55.69
EXPENSE							
Expense							
200							
Employee Benefits							
213-0000	Federal Insurance Contribution	149,036.53	0.00	0.00	1,679,009.74	1,976,877.00	84.93
214-0000	Medicare Only	172,657.03	0.00	0.00	1,883,905.66	2,419,615.00	77.86
Total Employee Benefits		321,693.56	0.00	0.00	3,562,915.40	4,396,492.00	81.04
Total Expense		321,693.56	0.00	0.00	3,562,915.40	4,396,492.00	81.04
Total Net Change in Fund Balan		147,704.05-	0.00	0.00	1,329,919.24-	386,825.00-	343.80

Income Statement

GL293 Date 07/10/23
Time 14:11

Company 60 - Site & Construction Fund
Income Statement
For Period 11 Through 11 Ending May 31, 2023

USD

Page 20

Fiscal Year 2023 Budget

99

Consolidated

Site & Construction Fund

Consolidated

Account Nbr	Description	Period Amount	Period Budget	Pct Of Budget	Year To Date Amount	Year To Date Budget	Pct Of Budget
REVENUE							
Revenue							
LOCAL							
Revenue from Local Sources							
1192-0000	First PR YR Other Tax Levy	45,009.02-	0.00	0.00	24,875.89-	0.00	0.00
1195-0000	Property Tax Revenue Recapture	20,031.25	0.00	0.00	172,708.11	0.00	0.00
1231-0000	Corporate Personal Property Re	1,105,937.63	0.00	0.00	5,166,044.46	3,793,461.00	136.18
1511-0000	Interest on Investments	109,188.57	0.00	0.00	714,794.07	417,273.00	171.30
1960-0000	Surplus from TIF Funds	0.00	0.00	0.00	61,276.11	0.00	0.00
	Total Revenue from Local Sourc	1,190,148.43	0.00	0.00	6,089,946.86	4,210,734.00	144.63
STATE							
Revenue from State Sources							
3925-0000	Maintence Project Grants	0.00	0.00	0.00	0.00	50,000.00	0.00
	Total Revenue from State Sourc	0.00	0.00	0.00	0.00	50,000.00	0.00
FEDERAL							
Revenue from Federal Sources							
4942-0000	ESSER II	0.00	0.00	0.00	876,330.25	2,838,845.00	30.87
	Total Revenue from Federal Sou	0.00	0.00	0.00	876,330.25	2,838,845.00	30.87
	Total Revenue	1,190,148.43	0.00	0.00	6,966,277.11	7,099,579.00	98.12
EXPENSE							
Expense							
500							
Capital Outlay							
521-0000	Buildings	916,510.69	0.00	0.00	8,839,652.90	23,033,352.00	38.38
541-0000	Equipment	0.00	0.00	0.00	4,440.00	0.00	0.00
	Total Capital Outlay	916,510.69	0.00	0.00	8,844,092.90	23,033,352.00	38.40
	Total Expense	916,510.69	0.00	0.00	8,844,092.90	23,033,352.00	38.40
	Total Net Change in Fund Balan	273,637.74	0.00	0.00	1,877,815.79-	15,933,773.00-	11.79

Income Statement

GL293 Date 07/10/23
Time 14:11

Company 61 - Impact Fees Fund
Income Statement
For Period 11 Through 11 Ending May 31, 2023

USD

Page 21

Fiscal Year 2023 Budget

99

Consolidated

Impact Fees Fund

Consolidated

Account Nbr	Description	Period Amount	Period Budget	Pct Of Budget	Year To Date Amount	Year To Date Budget	Pct Of Budget
REVENUE							
Revenue							
LOCAL Revenue from Local Sources							
1511-0000	Interest on Investments	70,664.45	0.00	0.00	291,451.76	92,727.00	314.31
1931-0000	Impact Fees-East Dundee/West D	0.00	0.00	0.00	0.00	100,000.00	0.00
1937-0000	Impact Fees-Hampshire	0.00	0.00	0.00	0.00	100,000.00	0.00
1938-0000	Impact Fees-Gilberts	0.00	0.00	0.00	140,261.00	100,000.00	140.26
1939-0000	Impact Fees-Algonquin/Carpente	0.00	0.00	0.00	0.00	100,000.00	0.00
1941-0000	Technology E-Rate Revenue	0.00	0.00	0.00	0.00	101,435.00	0.00
1981-0000	ERATE Funding	0.00	0.00	0.00	0.00	101,435.00	0.00
	Total Revenue from Local Sourc	70,664.45	0.00	0.00	431,712.76	695,597.00	62.06
	Total Revenue	70,664.45	0.00	0.00	431,712.76	695,597.00	62.06
EXPENSE							
Expense							
	Total Net Change in Fund Balan	70,664.45	0.00	0.00	431,712.76	695,597.00	62.06

Income Statement

GL293 Date 07/10/23
Time 14:11

Company 70 - Working Capital Fund
Income Statement
For Period 11 Through 11 Ending May 31, 2023

USD

Page 22

Fiscal Year 2023 Budget

99

Consolidated

Working Capital Fund

Consolidated

Account Nbr	Description	Period Amount	Period Budget	Pct Of Budget	Year To Date Amount	Year To Date Budget	Pct Of Budget
REVENUE							
Revenue							
LOCAL Revenue from Local Sources							
1111-0000	CUR YR General Levy	223.61	0.00	0.00	749.27	2,255.00	33.23
1112-0000	First PR YR General Levy	0.00	0.00	0.00	1,407.34	2,123.00	66.29
1511-0000	Interest on Investments	180,423.72	0.00	0.00	748,398.77	53,000.00	1412.07
Total Revenue from Local Sourc		180,647.33	0.00	0.00	750,555.38	57,378.00	1308.09
Total Revenue		180,647.33	0.00	0.00	750,555.38	57,378.00	1308.09
EXPENSE							
Expense							
Total Net Change in Fund Balan		180,647.33	0.00	0.00	750,555.38	57,378.00	1308.09

Income Statement

GL293 Date 07/10/23
Time 14:11

Company 80 - Tort Immunity Fund
Income Statement
For Period 11 Through 11 Ending May 31, 2023

USD

Page 23

Fiscal Year 2023 Budget

99

Consolidated

Tort Immunity Fund

Consolidated

Account Nbr	Description	Period Amount	Period Budget	Pct Of Budget	Year To Date Amount	Year To Date Budget	Pct Of Budget
REVENUE							
LOCAL Revenue from Local Sources							
1121-0000	CUR YR Tort Immunity Levy	115,262.59	0.00	0.00	1,081,122.71	1,129,215.00	95.74
1122-0000	First PR YR Tort Immunity Levy	0.00	0.00	0.00	0.00	1,063,279.00	0.00
1511-0000	Interest on Investments	0.00	0.00	0.00	343.67	200.00	171.84
Total Revenue from Local Sourc		115,262.59	0.00	0.00	1,081,466.38	2,192,694.00	49.32
Total Revenue		115,262.59	0.00	0.00	1,081,466.38	2,192,694.00	49.32
EXPENSE							
300 Expense Purchased Services							
382-0000	Fidelity Bond Premiums	0.00	0.00	0.00	3,874.00	20,082.00	19.29
383-0000	Worker's Compensation Insuranc	0.00	0.00	0.00	1,161,478.00	1,145,685.00	101.38
389-0000	Insurance-Fire-Theft-All Other	0.00	0.00	0.00	973,896.00	973,371.00	100.05
Total Purchased Services		0.00	0.00	0.00	2,139,248.00	2,139,138.00	100.01
Total Expense		0.00	0.00	0.00	2,139,248.00	2,139,138.00	100.01
Total Net Change in Fund Balan		115,262.59	0.00	0.00	1,057,781.62-	53,556.00	1975.09-

Pcard Statement**Posting Date****Transaction****June 2023****Merchant****Amount****Comments**

June 2023	Merchant	Amount	Comments
5/15/2023	27 - Ec - Lou Malnatis	665.70	BG
5/23/2023	27 - Ec - Lou Malnatis	89.98	STAFF
5/11/2023	Adobe 800-833-6687	29.99	STAFF
6/5/2023	Adobe Products	9.99	STAFF
5/19/2023	Alfanos Pizza Eatery	82.25	STAFF
5/12/2023	Allpartitions	1637.00	BG
5/29/2023	Amc 6601 Mattoon 10	135.86	STUDENT
6/2/2023	American 0012452063718	473.80	TRAVEL
5/8/2023	Amuzgo Mexican Cuisine	520.00	STAFF
5/24/2023	Anderson Lock Co	128.20	BG
5/19/2023	Anderson Lock Co	22.40	BG
5/19/2023	Art To Frames	322.03	STUDENT
5/8/2023	Atlas Bobcat Llc	1810.15	BG
5/19/2023	Avantis Italian Restau	103.45	STUDENT
5/25/2023	Batteries+bulbs #1028	42.50	BG
5/18/2023	Blockj Fresh Market	9.65	FACS
5/12/2023	Blockj Fresh Market	47.88	STAFF
5/29/2023	Bp#8904898lambos 3qps	91.05	TRAVEL
5/29/2023	Bp#8904898lambos 3qps	78.85	TRAVEL
5/22/2023	Bp#9507849lambos #qps	47.32	TRAVEL
5/29/2023	Bp#9657560becks 27 Qps	72.69	TRAVEL
5/16/2023	Bracing Systems, Inc	-3.50	BG
5/29/2023	Bread And Butter Cafe	72.83	STUDENT
5/29/2023	Brunchcafecarpentersvi	993.00	STAFF
5/24/2023	Bt Um Basketball Camp	315.75	STUDENT
5/29/2023	Butcher On The Block	500.00	STAFF
5/15/2023	Butcher On The Block	1495.00	STAFF
5/12/2023	Butcher On The Block	1176.19	STAFF
5/15/2023	Butcher On The Block	1134.08	STAFF
5/29/2023	Bww 3382 Mattoon	407.32	STUDENT
5/29/2023	Bww 3382 Mattoon	438.30	STUDENT
5/29/2023	Bww 3752 Normal	19.58	STUDENT
5/29/2023	Bww 3752 Normal	28.07	STUDENT
5/29/2023	Caseys #3066	48.79	BG
5/11/2023	Caseys #3066	203.88	STAFF
5/10/2023	Caseys Pizza 6907	183.07	STAFF
5/8/2023	Chatgpt Subscription	20.00	STAFF
5/17/2023	Chipotle 0399	189.95	STAFF
5/29/2023	Circle K # 01386	71.80	TRAVEL
5/19/2023	Circle K # 01386	50.82	TRAVEL
5/22/2023	Circle K # 01386	67.50	STUDENT
5/19/2023	Circle K # 01414	60.80	TRAVEL
5/22/2023	Circle K 00182	72.04	TRAVEL
5/22/2023	Cke Brick House Bar &	124.68	STUDENT
5/12/2023	Countrydonuts	67.50	BG
5/15/2023	Countrydonuts	40.50	BG
5/29/2023	Countrydonuts	54.20	BG

5/22/2023	Days Inns/Daystop	193.98	STUDENT
5/22/2023	Days Inns/Daystop	193.98	STUDENT
5/10/2023	Dd/Br #351253 Q35	100.45	STAFF
5/11/2023	Delta 00615471700222	29.99	TRAVEL
5/11/2023	Delta 00615471700233	29.99	TRAVEL
5/11/2023	Delta 00615477213783	29.99	TRAVEL
5/11/2023	Delta 00615477213794	29.99	TRAVEL
5/11/2023	Delta 00621074391361	517.80	TRAVEL
5/11/2023	Delta 00621074391372	517.80	TRAVEL
6/2/2023	Delta 00621135963582	454.80	TRAVEL
6/2/2023	Delta 00621135963593	454.80	TRAVEL
6/2/2023	Delta 00621135963604	454.80	TRAVEL
6/2/2023	Delta 00621135963615	454.80	TRAVEL
6/2/2023	Delta 00621135963626	454.80	TRAVEL
6/2/2023	Delta 00621135963630	454.80	TRAVEL
6/2/2023	Delta 00621135963641	454.80	TRAVEL
6/2/2023	Delta 00641003996231	14.99	TRAVEL
6/2/2023	Delta 00641003996242	14.99	TRAVEL
6/2/2023	Delta 00641003996253	14.99	TRAVEL
6/2/2023	Delta 00641003996264	14.99	TRAVEL
6/2/2023	Delta 00641003996275	14.99	TRAVEL
6/2/2023	Delta 00641003996286	14.99	TRAVEL
6/2/2023	Delta 00641003996290	14.99	TRAVEL
6/2/2023	Delta 00641006032656	14.99	TRAVEL
6/2/2023	Delta 00641006032660	14.99	TRAVEL
6/2/2023	Delta 00641006032671	14.99	TRAVEL
6/2/2023	Delta 00641006032682	14.99	TRAVEL
5/26/2023	Discount Tire llc 27	85.00	BUILDING
5/19/2023	Dollar Tree	7.50	STAFF
5/25/2023	Dollar Tree	46.25	STUDENT
6/2/2023	Dollar Tree	15.00	STUDENT
5/30/2023	Dollar Tree, Inc.	150.00	STUDENT
5/22/2023	Dominicks Pizzeria II	178.00	STUDENT
5/8/2023	Dominos 2962	84.22	STUDENT
5/29/2023	Dominos 2990	47.94	STUDENT
5/19/2023	Dunkin #337637 Q35	39.98	STAFF
5/24/2023	Dunkin #337637 Q35	92.95	STAFF
5/11/2023	Dunkin #345659 Q35	229.35	STAFF
6/1/2023	Dunkin #345659 Q35	23.98	STAFF
5/26/2023	Dunkin #347245 Q35	119.92	STUDENT
5/22/2023	Dunkin #352141	103.94	STUDENT
5/29/2023	Dunkin #353718 Q35	30.22	STUDENT
5/19/2023	Dunkin #353718 Q35	58.45	STAFF
5/24/2023	Dunkin #353718 Q35	60.64	STUDENT
5/12/2023	Dunkin #353988 Q35	44.97	STUDENT
5/22/2023	Dunkin #353988 Q35	59.96	STUDENT
5/19/2023	Dunkin #354558 Q35	24.99	STAFF
5/25/2023	Dunkin #354563 Q35	149.90	STAFF
5/29/2023	Dunkin #354563 Q35	29.98	STUDENT
5/15/2023	Dunkin #358733	198.89	STUDENT
5/29/2023	Easternillinoisunivers	11.00	STUDENT
5/29/2023	Easternillinoisunivers	11.00	STUDENT

5/29/2023	Easternillinoisunivers	11.00	STUDENT
5/29/2023	Easternillinoisunivers	22.00	STUDENT
5/15/2023	Ed S Rental And Sales	92.00	BG
5/29/2023	Eig Constantcontact.Co	45.00	STAFF
5/11/2023	Einstein Bros Bagels24	389.90	STAFF
6/1/2023	Einstein Bros Bagels24	29.48	STAFF
5/26/2023	Einstein Bros-Online C	374.69	BG
5/9/2023	Einstein Bros-Online C	545.93	STAFF
5/9/2023	Elgin Key & Lock Co In	19.26	BG
5/26/2023	Elgin Key & Lock Co In	279.78	BG
5/17/2023	Elgin Key & Lock Co In	204.85	BG
5/29/2023	Elgin Key & Lock Co In	14.42	BG
5/18/2023	Ereplacementparts.Com	53.09	BUILDING
5/15/2023	Ezcaterihop	562.50	STAFF
5/22/2023	Fedex Offic15900015925	38.09	POSTAGE
6/5/2023	Fedex Offic65900026591	54.00	STAFF
5/22/2023	Fedex88226650	21.53	POSTAGE
5/29/2023	Fedex88324179	21.44	POSTAGE
6/2/2023	Fedex88376191	77.79	POSTAGE
5/8/2023	Fedex90216273	21.82	POSTAGE
5/18/2023	Fedex90563795	21.63	POSTAGE
5/26/2023	Ferguson Ent #1123	395.92	BG
6/5/2023	Ferguson Ent #1123	219.78	BG
5/29/2023	Ferguson Ent #1123	212.63	BG
6/5/2023	Ferguson Ent #1123	20.07	BG
6/5/2023	Floor And Decor 213	75.57	BG
5/8/2023	Four Points By Sherato	434.70	TRAVEL
5/19/2023	Fsp Mattoon Golf & Cou	166.38	STUDENT
5/24/2023	Garibaldis Italian Eat	172.30	STAFF
6/5/2023	Golf Learning Center	160.00	STUDENT
5/10/2023	Government Finance Off	85.71	STAFF
5/24/2023	Government Finance Off	150.00	STAFF
5/16/2023	Gustave A Larson Compa	213.06	BG
5/18/2023	Gustave A Larson Compa	19.10	BG
5/22/2023	Gustave A Larson Compa	19.68	BG
5/22/2023	Gustave A Larson Compa	223.13	BG
5/25/2023	Gustave A Larson Compa	19.68	BG
5/25/2023	Gustave A Larson Compa	456.82	BG
6/5/2023	Gustave A Larson Compa	43.16	BG
5/17/2023	Gustave A Larson Compa	70.99	BG
5/15/2023	Hampshire Napa	9.68	BUILDING
5/19/2023	Hobby-Lobby #520	13.99	STAFF
5/17/2023	Hobby-Lobby #520	123.87	STUDENT
5/24/2023	Hobby-Lobby #520	97.95	STUDENT
5/15/2023	Ihop #1297	126.25	STAFF
5/31/2023	Illinois Brick Schaumb	242.13	BG
6/5/2023	Illinois Principals As	375.00	STAFF
5/26/2023	In Skillsusa Illinois	3830.00	STUDENT
5/9/2023	In Sound Works Produc	5922.50	STUDENT
5/19/2023	Iowa House Hotel	2211.60	TRAVEL
5/22/2023	Iowa House Hotel	22.80	TRAVEL
5/19/2023	Jc Licht - 1250 - Algo	241.87	BG

5/25/2023	Jc Licht - 1250 - Algo	70.39	BG
5/26/2023	Jc Licht - 1250 - Algo	191.16	BG
5/29/2023	Jc Licht - 1250 - Algo	59.34	BG
6/5/2023	Jc Licht - 1250 - Algo	21.99	BG
6/5/2023	Jc Licht - 1250 - Algo	42.95	BG
5/25/2023	Jersey Mikes 27009	90.19	BG
5/12/2023	Jersey Mikes 27059	369.18	STUDENT
5/8/2023	Jersey Mikes 27059	148.61	STAFF
5/10/2023	Jersey Mikes 27059	99.73	STAFF
5/29/2023	Jewel #3198	5.00	STUDENT
5/8/2023	Jewel Osco 1256	11.98	STAFF
5/15/2023	Jewel Osco 1256	19.99	STAFF
6/5/2023	Jewel Osco 1256	37.94	STUDENT
5/12/2023	Jewel Osco 1256	108.88	STUDENT
5/17/2023	Jewel Osco 1256	44.98	STAFF
6/5/2023	Jewel Osco 1256	39.98	STAFF
5/19/2023	Jewel Osco 1306	46.96	STUDENT
5/29/2023	Jewel Osco 1306	136.94	STUDENT
5/19/2023	Jewel Osco 1306	59.66	FACS
6/5/2023	Jewel Osco 1306	12.56	STAFF
5/10/2023	Jewel Osco 1518	70.03	STAFF
5/18/2023	Jewel Osco 2310	61.21	STUDENT
5/22/2023	Jewel Osco 2310	12.00	STUDENT
5/11/2023	Jewel Osco 2310	123.40	STUDENT
5/26/2023	Jewel Osco 2310	71.26	STUDENT
5/17/2023	Jewel Osco 2310	14.97	STUDENT
5/15/2023	Jewel Osco 2310	93.03	FACS
5/17/2023	Jewel Osco 2310	6.98	FACS
5/15/2023	Jewel Osco 2310	30.00	STUDENT
5/15/2023	Jewel Osco 2310	519.20	STUDENT
5/18/2023	Jewel Osco 3340	48.44	STAFF
5/12/2023	Jewel Osco 3394	32.46	STUDENT
5/19/2023	Jimmy Johns - 1826	358.88	STUDENT
5/22/2023	Jimmy Johns - 1826	50.00	STUDENT
5/8/2023	Jimmy Johns - 836	81.74	STUDENT
5/26/2023	Jimmy Johns # 466	170.74	STUDENT
5/25/2023	Jimmy Johns # 466	48.99	STAFF
5/11/2023	Jimmy Johns # 466 - M	169.98	STAFF
5/19/2023	Jimmy Johns # 466 - M	58.99	STAFF
5/22/2023	Jimmy Johns # 90029	97.76	STUDENT
5/22/2023	Jimmy Johns # 90029	30.83	STUDENT
5/29/2023	Jimmy Johns # 90029	116.81	STUDENT
5/29/2023	Jimmy Johns # 90029	91.98	STUDENT
5/22/2023	Jimmy Johns # 90029	61.59	STUDENT
5/26/2023	Jimmy Johns 1296	141.97	STUDENT
5/19/2023	Jimmy Johns 1296	73.52	STUDENT
5/15/2023	Joann Stores #2465	91.74	FACS
5/15/2023	Joann Stores #2465	363.53	FACS
5/22/2023	Kaplan Early Learning	397.50	STUDENT
5/15/2023	Little Caesars #1713	47.92	STUDENT
5/23/2023	Little Caesars #1713	185.69	STUDENT
5/15/2023	Lou Malnatis - Carpent	91.86	STAFF

5/29/2023	Lowes #01739	46.42	BG
5/17/2023	Lowes #01739	117.18	BG
5/9/2023	Lyft Ride Sun 10am	39.94	TRAVEL
5/10/2023	Lyft Ride Tue 10am	31.55	TRAVEL
5/10/2023	Lyft Ride Tue 6pm	70.71	TRAVEL
5/29/2023	Maggianos Schaumburg	160.00	STUDENT
5/25/2023	McAlisters Deli 10134	81.94	STAFF
5/26/2023	McAlisters Deli 10134	-6.07	STAFF
5/15/2023	McAlisters Deli 10134	75.92	STAFF
6/2/2023	McAlisters Mm 101345	1334.77	STAFF
5/9/2023	McAlisters Mm 101345	543.15	STAFF
5/29/2023	McDonalds F12515	140.50	STUDENT
5/15/2023	McDonalds F34623	231.40	STUDENT
5/22/2023	McDonalds F3523	10.43	STAFF
5/26/2023	McDonalds F7199	11.38	STUDENT
5/22/2023	McDonalds M6195	91.52	STUDENT
5/15/2023	McDonalds M6195	23.97	STUDENT
5/26/2023	Meijer # 183	30.61	STUDENT
5/31/2023	Meijer # 183	121.19	STUDENT
5/29/2023	Meijer # 206	73.99	BG
5/29/2023	Meijer # 206	119.97	BG
5/10/2023	Meijer # 206	19.43	FACS
5/15/2023	Meijer # 206	74.83	FACS
5/18/2023	Meijer # 206	49.29	FACS
5/31/2023	Meijer # 206	356.30	STUDENT
6/5/2023	Meijer # 206	107.02	STUDENT
5/10/2023	Meijer # 206	15.97	STAFF
5/10/2023	Meijer # 206	79.92	STUDENT
5/17/2023	Meijer # 206	20.04	STUDENT
5/17/2023	Meijer # 206	62.44	FACS
5/10/2023	Meijer # 206	22.19	FACS
5/15/2023	Meijer # 206	35.42	FACS
5/22/2023	Meijer # 206	185.70	STUDENT
5/8/2023	Meijer # 206	182.23	STUDENT
6/5/2023	Meijer # 206	43.14	STUDENT
5/26/2023	Meijer # 206	37.61	STAFF
6/2/2023	Meijer # 206	40.96	STAFF
6/2/2023	Meijer # 206	17.97	STUDENT
5/15/2023	Meijer # 206	66.43	STAFF
6/2/2023	Meijer # 206	187.32	STUDENT
5/22/2023	Meijer # 206	115.54	STUDENT
5/18/2023	Menards Carpentersvill	17.58	BG
5/18/2023	Menards Carpentersvill	102.48	BG
5/22/2023	Menards Carpentersvill	97.04	BG
5/24/2023	Menards Carpentersvill	14.37	BG
5/25/2023	Menards Carpentersvill	65.99	BG
6/5/2023	Menards Carpentersvill	43.96	BG
5/22/2023	Menards Carpentersvill	169.99	BG
6/2/2023	Menards Carpentersvill	69.96	BG
5/22/2023	Menards Carpentersvill	29.15	BG
6/2/2023	Menards Carpentersvill	31.98	BG
5/19/2023	Menards Carpentersvill	13.98	BG

5/11/2023	Menards Carpentersvill	15.97	BG
5/18/2023	Menards Carpentersvill	161.34	BG
5/29/2023	Menards Carpentersvill	91.70	BG
5/8/2023	Menards Carpentersvill	33.97	BG
6/5/2023	Menards Carpentersvill	160.17	BG
5/15/2023	Menards Carpentersvill	58.90	BG
5/22/2023	Menards Carpentersvill	3.57	BG
5/17/2023	Menards Carpentersvill	55.96	STUDENT
5/8/2023	Menards Carpentersvill	207.92	STUDENT
5/24/2023	Menards Carpentersvill	25.36	BUILDING
5/18/2023	Menards Carpentersvill	27.97	BUILDING
5/11/2023	Menards Carpentersvill	61.28	BUILDING
5/15/2023	Menards Carpentersvill	47.39	BUILDING
6/5/2023	Menards Carpentersvill	46.96	BUILDING
5/12/2023	Menards Carpentersvill	156.80	BUILDING
5/17/2023	Menards Crystal Lake I	43.97	STUDENT
5/10/2023	Menards Elgin II	95.04	STUDENT
6/2/2023	Menards Elgin II	36.36	STAFF
5/8/2023	Menards Glendale Heigh	90.24	STUDENT
5/25/2023	Menards Sycamore II	6.38	BUILDING
5/26/2023	Menards Woodstock II	42.36	BG
5/22/2023	Michaels Stores 4802	79.96	STUDENT
5/29/2023	Mid Valley Glass	484.00	BG
6/2/2023	Midwesthoop	385.00	STUDENT
5/26/2023	Monical: Charleston (2	278.45	STUDENT
5/29/2023	Monical: Rantoul (14)	254.00	STUDENT
5/29/2023	Morettis	539.00	STUDENT
5/26/2023	Morkes Chocolates Of H	500.00	STAFF
5/26/2023	Morkes Chocolates Of H	117.31	STAFF
5/9/2023	Napa Parts 0025209	170.98	STUDENT
5/19/2023	Napa Parts 0025209	88.48	STUDENT
5/31/2023	Nna Services Llc	247.93	STAFF
5/26/2023	Noodles & Co 645	24.60	STUDENT
6/2/2023	Northfield 213 Morris	119.52	BG
5/10/2023	Officemax/Depot 6370	86.37	STAFF
5/11/2023	Officemax/Depot 6370	66.97	STAFF
6/2/2023	Officemax/Depot 6370	47.54	STUDENT
5/24/2023	Officemax/Depot 6532	316.17	STUDENT
5/8/2023	Olive Garden 0021156	284.39	STAFF
6/2/2023	Panera Bread #203286 O	303.17	STAFF
5/29/2023	Panera Bread #203286 P	22.98	STUDENT
5/12/2023	Panera Bread #203291 P	79.07	STAFF
5/31/2023	Panera Bread #203291 P	137.50	STUDENT
5/31/2023	Panera Bread #203291 P	284.46	STUDENT
6/5/2023	Panera Bread #203291 P	377.68	STUDENT
5/17/2023	Panera Bread #203291 P	50.90	STAFF
5/11/2023	Panera Bread #204015 O	182.10	STAFF
5/15/2023	Panera Bread #204091 O	45.96	STAFF
5/10/2023	Panera Bread #204091 P	24.97	STAFF
5/12/2023	Papa Johns #3303	62.99	STUDENT
5/15/2023	Papa Johns #4534	306.70	STUDENT
6/1/2023	Papa Saverios - Huntle	116.42	STUDENT

5/25/2023	Papa Saverios - Huntle	104.71	STAFF
5/10/2023	Papa Saverios - Huntle	88.44	STAFF
5/11/2023	Papa Saverios - Huntle	49.96	STUDENT
5/8/2023	Party City 5295	90.90	STUDENT
5/9/2023	Party City 5318	99.39	STUDENT
5/22/2023	Party City 5318	142.00	STUDENT
5/29/2023	Paypal Adirondacks	69.00	BUILDING
6/5/2023	Paypal Greg Jacobs	200.00	STAFF
5/8/2023	Paypal Sixflagsgre	7694.00	STUDENT
5/15/2023	Paypal Sixflagsgre	3673.25	STUDENT
5/12/2023	Personalization Mall	156.46	STAFF
5/31/2023	Pga Tour Superstore 07	75.84	STUDENT
5/29/2023	Phillips 66 - Jack Fla	99.08	TRAVEL
5/22/2023	Phillips 66 - Jack Fla	67.65	TRAVEL
5/29/2023	Popeyes 10616 / 813	416.15	BG
5/12/2023	Portillos Hot Dogs#33o	588.05	STUDENT
5/17/2023	Prime Beef	154.00	STUDENT
5/10/2023	Pro Tuff Decals	-185.00	STUDENT
5/15/2023	Pure Dry Cleaners	41.00	STAFF
6/5/2023	Ralph Helm	73.07	BUILDING
5/12/2023	Randall Oaks Park & Zo	49.00	STUDENT
5/25/2023	Randall Oaks Park & Zo	290.00	STUDENT
5/19/2023	Randall Roadhouse Tave	141.86	STAFF
5/19/2023	Randall Roadhouse Tave	403.90	STUDENT
6/1/2023	Randall Roadhouse Tave	368.47	STAFF
6/1/2023	Red Robin No 343	106.41	BG
5/15/2023	Red Robin No 343	577.87	STAFF
5/26/2023	Road Ranger #140	55.78	TRAVEL
5/24/2023	Rosati's Pizza	212.00	STUDENT
5/22/2023	Rosatis Hampshire	569.98	STUDENT
5/17/2023	Rosatis Hampshire	177.85	STUDENT
5/9/2023	Rosatis Hampshire	243.85	STUDENT
5/29/2023	Rosatis Hampshire	1658.22	STUDENT
5/26/2023	Rosatis Pizza - Gilber	672.00	STUDENT
5/15/2023	Rosatis Pizza Carpent	117.90	STAFF
5/11/2023	Rosatis Pizza Carpent	124.45	STUDENT
5/19/2023	Rosatis Pizza Carpent	181.44	STAFF
5/22/2023	Royal Cleaners	120.00	STUDENT
5/24/2023	Russo Power Equipment	164.95	BG
5/29/2023	Russo Power Equipment	86.88	BUILDING
5/10/2023	Sams Club #4942	853.45	STAFF
5/24/2023	Sams Club #4942	425.38	FACS
5/25/2023	Sams Club #6339	493.70	BG
6/5/2023	Sams Club #6339	110.00	STAFF
5/16/2023	Sams Club #6339	196.62	STUDENT
5/19/2023	Sams Club #6339	213.86	STAFF
5/23/2023	Sams Club #6339	101.76	STAFF
5/23/2023	Sams Club #6339	386.50	STAFF
5/22/2023	Samsclub #4942	477.18	FACS
5/24/2023	Samsclub #4942	432.02	STUDENT
5/17/2023	Samsclub #6339	243.96	STUDENT
5/10/2023	Samsclub #6339	159.01	STAFF

5/26/2023	Samsclub #6339	81.96	STAFF
5/11/2023	Samsclub #6339	39.20	STAFF
5/11/2023	Samsclub #6339	87.30	STAFF
5/11/2023	Samsclub #6339	149.42	STAFF
5/8/2023	Samsclub.Com	337.76	STAFF
5/19/2023	Samsclub.Com	144.69	STUDENT
5/19/2023	Samsclub.Com	283.52	STAFF
5/22/2023	Samsclub.Com	521.39	STUDENT
5/24/2023	Samsclub.Com	988.77	STUDENT
5/8/2023	Sixflags Gam Gurnee II	39.17	TRAVEL
5/23/2023	Sixflags Gam Gurnee II	39.17	TRAVEL
5/17/2023	Sq Andersens Engravin	110.00	STUDENT
5/29/2023	Sq Bbq Tent	42.00	STUDENT
5/15/2023	Sq Elles Deli & Bage	99.96	STUDENT
5/22/2023	Sq Kane County Region	125.00	STAFF
5/16/2023	Starbucks Store 18024	70.00	STAFF
5/26/2023	Starbucks Store 18024	15.00	STAFF
5/19/2023	Sticker Mule	396.50	STUDENT
5/26/2023	Subway 38381	165.15	STUDENT
5/23/2023	Sullivan S Foods Maren	65.72	STUDENT
5/26/2023	Sullivan S Foods Maren	49.85	STUDENT
5/12/2023	Target 00018010	17.97	STUDENT
5/15/2023	Target 00018010	68.73	BG
5/16/2023	Target 00018010	60.91	STAFF
5/18/2023	Target 00018010	24.14	STAFF
6/5/2023	Target 00018010	113.36	STAFF
5/18/2023	Target 00018010	44.13	STAFF
5/16/2023	Target 00021220	36.39	STUDENT
5/29/2023	Taylor Street Pizza Of	64.95	BG
5/29/2023	Taylor Street Pizza Of	140.90	BG
5/29/2023	Taylor Street Pizza Of	140.90	BG
5/8/2023	Taylor Street Pizza Of	130.00	STAFF
5/15/2023	Taylor Street Pizza Of	79.94	STAFF
5/9/2023	Taylor Street Pizza Of	139.90	STUDENT
5/11/2023	Taylor Street Pizza Of	34.97	STUDENT
5/15/2023	Taylor Street Pizza Of	98.92	STUDENT
5/24/2023	Taylor Street Pizza Of	672.00	STUDENT
5/22/2023	Taylor Street Pizza Of	158.89	STUDENT
5/22/2023	Taylor Street Pizza Of	1630.80	STUDENT
5/22/2023	Taylor Street Pizza Of	1790.27	STUDENT
5/8/2023	Taylor Street Pizza Of	1946.15	STUDENT
5/12/2023	Taylor Street Pizza Of	974.87	STUDENT
5/26/2023	Taylor Street Pizza Of	1946.15	STUDENT
5/26/2023	Taylor Street Pizza Of	1322.63	STUDENT
5/11/2023	Taylor Street Pizza Of	1322.63	STUDENT
5/11/2023	Taylor Street Pizza Of	1634.39	STUDENT
5/11/2023	Taylor Street Pizza Of	1946.15	STUDENT
5/22/2023	Texas Roadhouse #2702	32.68	STUDENT
5/9/2023	The Home Depot #1913	54.96	BG
5/19/2023	The Home Depot #1920	72.12	BG
5/29/2023	The Home Depot #1920	409.46	BG
5/29/2023	The Home Depot #1920	93.84	BG

5/11/2023	The Home Depot #1940	661.65	BG
5/22/2023	The Home Depot #1940	357.65	BG
5/24/2023	The Home Depot #1940	575.55	BG
5/29/2023	The Home Depot #1940	435.55	BG
5/8/2023	The Home Depot #1940	26.64	BG
5/11/2023	The Home Depot #1940	299.00	BG
5/18/2023	The Home Depot #1940	408.96	BG
5/19/2023	The Home Depot #1940	35.85	BG
5/22/2023	The Home Depot #1940	6.96	BG
5/24/2023	The Home Depot #1940	59.56	BG
5/29/2023	The Home Depot #1940	30.40	BG
6/5/2023	The Home Depot #1940	13.56	BG
5/8/2023	The Home Depot #1940	77.21	BG
5/17/2023	The Home Depot #1940	141.37	BG
5/8/2023	The Home Depot #1940	174.54	BG
5/17/2023	The Home Depot #1940	32.33	BG
5/17/2023	The Home Depot #1940	32.33	BG
5/22/2023	The Home Depot #1940	83.40	BG
5/29/2023	The Home Depot #1940	204.49	BG
5/29/2023	The Home Depot #1940	165.71	BG
5/25/2023	The Home Depot #1940	34.94	BG
5/29/2023	The Home Depot #1940	200.04	BG
5/10/2023	The Home Depot #1940	2.95	BG
5/11/2023	The Home Depot #1940	20.49	BG
5/11/2023	The Home Depot #1940	28.94	BG
5/22/2023	The Home Depot #1940	26.32	BG
5/22/2023	The Home Depot #1940	35.54	BG
5/24/2023	The Home Depot #1940	76.02	BG
6/1/2023	The Home Depot #1940	117.73	BG
6/5/2023	The Home Depot #1940	179.00	BG
5/24/2023	The Home Depot #1940	209.69	BG
5/8/2023	The Home Depot #1940	52.18	BG
5/22/2023	The Home Depot #1940	117.51	BG
6/1/2023	The Home Depot #1940	207.44	BG
6/1/2023	The Home Depot #1940	525.26	BG
6/2/2023	The Home Depot #1940	71.37	BG
5/22/2023	The Home Depot #1940	50.72	BUILDING
6/5/2023	The Home Depot #1940	5.50	STAFF
5/25/2023	The Home Depot #1940	101.31	BUILDING
5/8/2023	The Home Depot #1940	-43.22	BUILDING
5/8/2023	The Home Depot #1940	44.60	BUILDING
5/8/2023	The Home Depot #1940	136.23	BUILDING
5/15/2023	The Home Depot #1940	116.42	BUILDING
5/19/2023	The Home Depot #1940	15.68	BUILDING
5/10/2023	The Home Depot #1940	1.38	BUILDING
5/26/2023	The Home Depot #1940	63.29	BG
5/15/2023	The Home Depot #1948	64.56	BG
5/18/2023	The Home Depot #1948	39.50	BG
5/25/2023	The Home Depot #1948	48.96	BG
5/12/2023	The Home Depot #1948	31.41	BG
5/22/2023	The Home Depot #1948	34.56	BG
5/17/2023	The Home Depot #1948	110.50	BG

5/18/2023	The Home Depot #1948	492.54	BG
5/22/2023	The Home Depot #1948	-411.48	BG
5/29/2023	The Home Depot #1948	399.00	BG
5/29/2023	The Home Depot #1948	-67.38	BG
6/2/2023	The Home Depot #1948	71.72	BG
6/5/2023	The Home Depot #1948	35.92	BG
6/5/2023	The Home Depot #1948	37.82	BG
6/5/2023	The Home Depot #1948	70.93	BG
5/19/2023	The Home Depot #1948	181.18	BG
5/26/2023	The Home Depot #1948	28.27	BG
5/26/2023	The Home Depot #1948	86.49	BG
5/29/2023	The Home Depot #1948	10.52	BG
5/29/2023	The Home Depot #1948	103.17	BG
5/29/2023	The Home Depot #1948	92.86	BUILDING
6/5/2023	The Home Depot #1948	85.82	BUILDING
5/8/2023	The Home Depot #1948	357.69	BUILDING
5/10/2023	The Home Depot #1948	227.84	BUILDING
5/18/2023	The Home Depot #1948	269.00	BUILDING
6/5/2023	The Home Depot #1948	50.85	BUILDING
6/5/2023	The Home Depot #1948	88.29	BUILDING
5/12/2023	The Home Depot #6923	144.28	STUDENT
5/22/2023	The Saddle Room Llc	379.18	STAFF
5/26/2023	The Ups Store 1946	52.53	POSTAGE
5/26/2023	The Ups Store 2361	89.06	POSTAGE
5/15/2023	Time Out Market Chicag	22.35	STUDENT
5/15/2023	Time Out Market Chicag	34.64	STUDENT
5/15/2023	Time Out Market Chicag	35.76	STUDENT
5/22/2023	Town & Country Gardens	50.00	STUDENT
5/18/2023	Trader Joe S #699	97.86	STUDENT
5/8/2023	Trane Supply-112420	24.38	BG
5/11/2023	Trane Supply-112420	35.63	BG
5/15/2023	Trane Supply-112420	12.93	BG
5/15/2023	Trane Supply-112420	273.86	BG
5/17/2023	Trane Supply-112420	56.96	BG
5/18/2023	Trane Supply-112420	5.45	BG
5/18/2023	Trane Supply-112420	41.54	BG
5/25/2023	Trane Supply-112420	9.23	BG
5/15/2023	Trane Supply-112420	14.52	BG
5/26/2023	Trane Supply-112420	211.32	BG
5/15/2023	Trane Supply-112420	116.72	BG
5/22/2023	Trane Supply-112420	9.72	BG
5/26/2023	Trane Supply-112420	15.31	BG
6/2/2023	Trane Supply-112420	44.50	BG
6/5/2023	Trane Supply-112420	15.65	BG
5/24/2023	Tropical Smoothie Cafe	90.87	STUDENT
5/29/2023	Tst Alamo Steakhouse	482.56	STUDENT
5/22/2023	Tst Alamo Steakhouse	279.60	STUDENT
6/5/2023	Tst Algonquin Sub Sho	153.56	STAFF
5/26/2023	Tst Algonquin Sub Sho	190.14	STUDENT
5/15/2023	Tst Algonquin Sub Sho	125.14	STUDENT
5/10/2023	Tst Algonquin Sub Sho	238.05	STAFF
5/12/2023	Tst Bleuroot	180.00	STUDENT

5/31/2023	Tst Fire Bar & Grill	482.20	STUDENT
5/15/2023	Tst Harts Garage	37.31	STAFF
5/22/2023	Tst Lucky Monk	351.63	STAFF
5/10/2023	Tst Nothing Bundt Cak	36.00	STAFF
5/19/2023	Tst Tonys Cafe - Crys	390.00	STAFF
5/19/2023	United Rentals #018226	848.61	BG
5/19/2023	Vegtrug.Com	74.96	STUDENT
5/29/2023	Villa Pizza	5.20	STAFF
5/12/2023	Village Fresh Market	59.98	STUDENT
5/10/2023	Village Fresh Market	13.20	STAFF
5/26/2023	Village Pizza & Pub	921.50	STAFF
5/24/2023	Village Pizza And Pub	386.00	STUDENT
5/26/2023	Wal-Mart #0612	68.90	STUDENT
5/17/2023	Wal-Mart #1413	21.56	STUDENT
5/8/2023	Wal-Mart #1413	126.42	STAFF
5/18/2023	Wal-Mart #1413	30.84	STUDENT
5/12/2023	Wal-Mart #1531	149.41	STUDENT
5/22/2023	Wal-Mart #1531	136.53	STUDENT
5/10/2023	Wal-Mart #1531	133.21	STAFF
5/10/2023	Wal-Mart #1531	268.08	STAFF
5/17/2023	Wal-Mart #1531	74.77	STUDENT
5/19/2023	Wal-Mart #1531	239.74	STUDENT
5/26/2023	Wal-Mart #1531	311.12	STUDENT
5/8/2023	Wal-Mart #1531	295.30	STUDENT
5/9/2023	Wal-Mart #1531	159.75	FACS
5/9/2023	Wal-Mart #1531	203.68	STUDENT
5/10/2023	Wal-Mart #1531	56.18	STUDENT
5/12/2023	Wal-Mart #1531	85.92	STUDENT
5/19/2023	Wal-Mart #1531	114.46	STUDENT
5/22/2023	Wal-Mart #1531	131.74	STUDENT
5/12/2023	Wal-Mart #1531	103.25	STUDENT
5/23/2023	Wal-Mart #1531	36.42	STUDENT
5/10/2023	Wal-Mart #1531	93.22	FACS
5/10/2023	Wal-Mart #1531	217.27	STUDENT
5/8/2023	Wal-Mart #1531	136.06	FACS
5/10/2023	Wal-Mart #1531	128.52	STAFF
5/11/2023	Wal-Mart #1531	58.99	STAFF
5/11/2023	Wal-Mart #1531	70.00	STUDENT
5/9/2023	Wal-Mart #1531	161.76	STAFF
5/17/2023	Wal-Mart #1531	17.16	STUDENT
5/23/2023	Wal-Mart #1531	57.98	STUDENT
5/9/2023	Wal-Mart #1531	49.78	STAFF
5/10/2023	Wal-Mart #1531	13.76	STAFF
5/17/2023	Wal-Mart #1531	61.70	STAFF
5/8/2023	Wal-Mart #1531	111.82	STAFF
5/26/2023	Wal-Mart #1531	26.50	STUDENT
6/2/2023	Wal-Mart #1531	43.92	STUDENT
5/31/2023	Wal-Mart #1531	99.31	STAFF
5/25/2023	Wal-Mart #1531	57.37	STUDENT
5/12/2023	Wal-Mart #1531	94.20	STUDENT
5/16/2023	Wal-Mart #1531	7.97	STUDENT
5/19/2023	Wal-Mart #1531	166.50	STUDENT

5/24/2023	Wal-Mart #1531	108.13	STUDENT
5/18/2023	Wal-Mart #1531	26.40	STUDENT
5/23/2023	Wal-Mart #1814	34.60	STUDENT
5/10/2023	Wal-Mart #1814	31.50	STUDENT
5/16/2023	Wal-Mart #1814	14.00	STUDENT
5/19/2023	Wal-Mart #1814	41.50	STUDENT
5/17/2023	Wal-Mart #4641	262.72	STUDENT
5/17/2023	Wal-Mart #4641	166.54	STUDENT
6/1/2023	Wal-Mart #4641	48.88	STUDENT
5/8/2023	Wal-Mart #4641	30.51	STUDENT
5/12/2023	Wal-Mart #4641	59.98	STUDENT
5/10/2023	Wal-Mart #4641	45.34	FACS
5/16/2023	Wal-Mart #4641	12.70	FACS
5/16/2023	Wal-Mart #4641	334.59	FACS
5/15/2023	Wal-Mart #4641	-161.19	STUDENT
5/15/2023	Wal-Mart #4641	138.02	STUDENT
5/18/2023	Wal-Mart #5060	101.02	STUDENT
5/18/2023	Wal-Mart #5060	88.20	STAFF
6/5/2023	Wal-Mart #5060	30.46	STUDENT
5/19/2023	Wal-Mart #5060	260.88	STAFF
5/18/2023	Wal-Mart #5060	7.94	STUDENT
5/16/2023	Wal-Mart #5060	140.40	STAFF
6/2/2023	Wal-Mart #5060	85.26	STUDENT
5/15/2023	Wal-Mart #5060	26.32	STUDENT
5/11/2023	Wal-Mart #5060	96.86	STAFF
5/29/2023	Wal-Mart #5060	43.40	STAFF
5/24/2023	Wal-Mart #5060	572.51	STAFF
5/25/2023	Wal-Mart #5060	176.18	STUDENT
5/18/2023	Wal-Mart #5060	474.75	STUDENT
5/9/2023	Walgreens #4258	15.96	STAFF
5/17/2023	Walgreens #5284	325.00	STUDENT
5/25/2023	Walmart.Com	22.42	STUDENT
5/19/2023	Walmart.Com	71.30	STAFF
5/24/2023	Walmart.Com	213.87	STUDENT
5/30/2023	Walmart.Com	72.37	STUDENT
5/15/2023	Wellesley College	2000.00	STAFF
5/29/2023	Wendys #14	6.78	STUDENT
5/29/2023	Wendys #14	115.15	STUDENT
5/22/2023	Wendys #14	31.46	STUDENT
5/25/2023	West Side Industrial -	63.68	BG
5/29/2023	Windy City Pizza	194.45	STUDENT
5/24/2023	Wingstop 1391	175.94	STUDENT
5/15/2023	Wm Supercenter #1413	234.89	STUDENT
5/11/2023	Wm Supercenter #1413	156.60	STAFF
5/12/2023	Wm Supercenter #1814	40.14	STUDENT
5/9/2023	Wm Supercenter #4641	268.12	STUDENT
5/8/2023	Wm Supercenter #4641	191.68	STAFF
5/11/2023	Wm Supercenter #4641	27.96	STAFF
5/8/2023	Wm Supercenter #4641	30.22	FACS
5/9/2023	Wm Supercenter #4641	186.10	FACS
5/16/2023	Wm Supercenter #4641	212.68	STUDENT
5/15/2023	Wm Supercenter #4641	161.19	STUDENT

5/31/2023	Wm Supercenter #4641	35.52	STUDENT
5/19/2023	Wm Supercenter #4641	24.55	STUDENT
5/17/2023	Wm Supercenter #5060	118.78	STUDENT
5/8/2023	Wm Supercenter #5060	133.99	STAFF
5/30/2023	Wm Supercenter #5060	11.64	STUDENT
5/8/2023	Wm Supercenter #5060	172.70	FACS
5/19/2023	Wm Supercenter #5060	9.32	STUDENT
5/17/2023	Wm Supercenter #5060	9.94	STUDENT
5/18/2023	Wm Supercenter #5060	88.25	STUDENT
5/11/2023	Wm Supercenter #5060	114.64	STAFF
5/12/2023	Woory Market	82.50	STUDENT
5/17/2023	Ziegler-Carpentersvill	237.79	BG
5/9/2023	Ziegler-Carpentersvill	4.72	BG
5/19/2023	Ziegler-Carpentersvill	6.99	BG
6/2/2023	Ziegler-Carpentersvill	6.59	BG
6/5/2023	Ziegler-Carpentersvill	28.98	BG
5/29/2023	Ziegler-Carpentersvill	54.95	BG
5/29/2023	Ziegler-Carpentersvill	88.98	BG
5/17/2023	Ziegler-Carpentersvill	7.32	BUILDING
5/24/2023	Ziegler-Carpentersvill	115.86	BUILDING
5/10/2023	Ziegler-Carpentersvill	29.99	BUILDING
5/22/2023	Zieglers Ace Hdwe	19.99	BG
5/22/2023	Zieglers Ace Hdwe	5.97	BG
5/17/2023	Zieglers Ace Hdwe	197.94	BG
6/1/2023	Zieglers Ace Hdwe	117.94	BG

TOTAL \$143,651.55

**ACTIVITY ACCOUNT SUMMARY
FOR MONTH OF: May 31, 2023**

	Month to Date			Year To Date			
	Month End Receipts	Month End Disbursements	Month End Activity	July 1, 2022 Beginning Book Balance	Year to Date Receipts	Year to Date Disbursements	Year to Date Book Balance
School							
Algonquin Lakes	\$ 2,138	\$ 4,213	\$ (2,074)	\$ 7,193	\$ 19,390	\$ 18,309	\$ 8,274
Algonquin M.S.	\$ 4,870	\$ 9,607	\$ (4,737)	\$ 16,522	\$ 33,664	\$ 35,348	\$ 14,837
Big Timber Elementary	\$ 2,290	\$ 2,881	\$ (591)	\$ -	\$ 8,805	\$ 7,130	\$ 1,675
Carpentersville M.S.	\$ 5,117	\$ 5,585	\$ (468)	\$ 22,290	\$ 24,880	\$ 20,390	\$ 26,781
DeLacey	\$ 1,536	\$ 1,130	\$ 406	\$ 4,025	\$ 5,424	\$ 4,294	\$ 5,154
Dundee-Crown H.S.	\$ 118,677	\$ 115,534	\$ 3,143	\$ 188,792	\$ 328,150	\$ 366,331	\$ 150,611
Dundee Highlands	\$ 537	\$ 209	\$ 327	\$ 1,296	\$ 2,064	\$ 1,126	\$ 2,234
Dundee M.S.	\$ 23,779	\$ 20,276	\$ 3,503	\$ 143,189	\$ 175,874	\$ 191,841	\$ 127,223
Eastview	\$ 6	\$ -	\$ 6	\$ 1,057	\$ 2,121	\$ 1,652	\$ 1,525
Gary D Wright	\$ 6,786	\$ 655	\$ 6,132	\$ 7,543	\$ 21,629	\$ 21,875	\$ 7,296
Gilberts	\$ 8,865	\$ 3,246	\$ 5,619	\$ 3,291	\$ 17,075	\$ 12,676	\$ 7,689
Golfview	\$ 72	\$ 1,292	\$ (1,219)	\$ 5,077	\$ 210	\$ 2,756	\$ 2,532
Hampshire Elem	\$ 8,662	\$ 8,972	\$ (309)	\$ 5,063	\$ 21,523	\$ 23,009	\$ 3,577
Hampshire H.S.	\$ 30,893	\$ 49,631	\$ (18,738)	\$ 231,926	\$ 356,424	\$ 306,723	\$ 281,626
Hampshire M.S.	\$ 11,779	\$ 11,406	\$ 374	\$ 72,533	\$ 74,732	\$ 73,564	\$ 73,701
H.D. Jacobs H.S.	\$ 80,476	\$ 18,696	\$ 61,780	\$ 153,345	\$ 337,406	\$ 262,703	\$ 228,048
Lake In The Hills	\$ 109	\$ -	\$ 109	\$ 6,172	\$ 2,307	\$ 2,484	\$ 5,995
Lakewood	\$ 10,570	\$ 12,985	\$ (2,415)	\$ 20,065	\$ 32,356	\$ 30,759	\$ 21,662
Liberty	\$ 777	\$ 756	\$ 21	\$ 2,965	\$ 7,782	\$ 7,094	\$ 3,653
Lincoln Prairie	\$ 9,244	\$ 5,061	\$ 4,183	\$ 4,843	\$ 18,592	\$ 13,631	\$ 9,805
Meadowdale	\$ 5,734	\$ 5,485	\$ 249	\$ 1,584	\$ 12,083	\$ 11,534	\$ 2,134
Neubert	\$ 14	\$ -	\$ 14	\$ 2,472	\$ 3,260	\$ 2,467	\$ 3,265
Parkview	\$ 200	\$ 156	\$ 44	\$ 4,235	\$ 2,606	\$ 156	\$ 6,685
Perry	\$ 1,344	\$ 540	\$ 804	\$ 8,839	\$ 2,697	\$ 822	\$ 10,715
Sleepy Hollow	\$ 2,780	\$ 1,807	\$ 972	\$ 699	\$ 5,776	\$ 4,720	\$ 1,755
Westfield	\$ 16,995	\$ 20,595	\$ (3,601)	\$ 48,067	\$ 79,283	\$ 87,825	\$ 39,525
Total	\$ 354,250	\$ 300,718	\$ 53,533	\$ 963,082	\$ 1,596,114	\$ 1,511,220	\$ 1,047,976

ACCOUNT ANALYSIS REPORT - SUMMARY

Date Range: 7/1/2022 through 5/31/2023

Account Range: ALL

ACCOUNT # AND DESCRIPTION	BEG BALANCE	INCOME	EXPENSE	TRANSFERS	BALANCE
Cash Accounts					
1000-00-10 Harris - Checking	7,193.23	19,389.76	18,308.68		8,274.31
Total Cash Accounts	7,193.23	19,389.76	18,308.68	0.00	8,274.31
Other Accounts					
200M-00-00 Special Ed	153.25				153.25
2018-00-00 Class of 2018	0.00				0.00
2019-00-00 Class of 2019	0.00				0.00
2020-00-00 Class of 2020	0.00				0.00
2021-00-00 Class of 2021	0.00				0.00
2022-00-00 Class of 2022	0.00				0.00
2023-00-00 Class of 2023	0.00				0.00
2024-00-00 Class of 2024	0.00				0.00
2025-00-00 Class of 2025	0.00				0.00
2026-00-00 Class of 2026	0.00				0.00
2027-00-00 Class of 2027	0.00				0.00
2028-00-00 Class of 2028	0.00				0.00
2029-00-00 Class of 2029	39.55				39.55
2030-00-00 Class of 2030	174.62	1,114.50	714.18		574.94
2031-00-00 Class of 2031	41.69	1,061.00	919.28		183.41
2032-00-00 Class of 2032	126.26	858.00	416.40		567.86
2033-00-00 Class of 2033	407.61	12.00			419.61
2034-00-00 Class of 2034	54.98	396.00	42.00		408.98
2035-00-00 Class of 2035	0.00	378.00	181.50		196.50
2090-10-00 Acting Club	51.46				51.46
2100-10-00 Book Club	0.00				0.00
2111-10-00 After School Band-INACTIVE	0.00				0.00
2140-10-00 4th and 5th Grade Chorus	0.00				0.00
2410-00-00 Culinary Kids 2/3	80.57				80.57
2410-10-00 Culinary Kids 4/5	0.00				0.00
2415-10-00 Science Club	10.31				10.31
2590-10-00 Lady Lions Running Club	460.04	2,475.00	1,883.97		1,051.07
2590-20-00 Boys Running Club	1,639.36	2,011.00	3,207.00		443.36
4100-00-00 A.M. Fitness Club - Inactive	0.00				0.00
4100-10-10 Fitness Club	899.05				899.05
4100-30-00 Other-DO NOT USE	0.00				0.00
4200-10-00 Birthday Books	85.00	1,170.00	1,225.00		30.00
4200-20-00 Book Fair	0.00	9,540.85	9,540.85		0.00
4210-00-00 Holiday Creations	135.85				135.85
4300-00-00 Yearbook	1,854.26	100.00	178.50		1,775.76
5100-00-00 General Fund	425.98				425.98
5200-10-00 Relay for Life	0.00				0.00
5500-10-00 ALES Grant Awards	18.19				18.19
5700-00-00 Social Committee	245.00				245.00
5900-10-10 Bank Correction Entries	0.00				0.00
6000-00-00 Interest Income	290.20	273.41			563.61
Total Other Accounts	7,193.23	19,389.76	18,308.68	0.00	8,274.31

ACCOUNT ANALYSIS REPORT - SUMMARY

Date Range: 7/1/2022 through 5/31/2023

Account Range: ALL

ACCOUNT # AND DESCRIPTION	BEG BALANCE	INCOME	EXPENSE	TRANSFERS	BALANCE
Cash Accounts					
1000-00-00 DO NOT USE	0.00				0.00
1000-00-10 Harris - Checking	16,521.70	33,663.54	35,347.81		14,837.43
Total Cash Accounts	16,521.70	33,663.54	35,347.81	0.00	14,837.43
Other Accounts					
1500-00-00 Bank Corrections	0.00	37.98	37.98		0.00
2000-10-00 Student Council	446.33	5,886.51	5,686.54		646.30
2016-00-00 Class of 2016-Inactive	0.00				0.00
2017-00-00 Class of 2017-Inactive	0.00				0.00
2018-00-00 Class of 2018-Inactive	0.00				0.00
2019-00-00 Class of 2019	0.00				0.00
2020-00-00 Class of 2020	0.00				0.00
2021-00-10 Class of 2021	0.00				0.00
2022-00-00 Class of 2022	0.00				0.00
2023-00-00 Class of 2023	0.00				0.00
2024-00-00 Class of 2024	0.00				0.00
2025-00-00 Class of 2025	0.00				0.00
2026-00-00 Class of 2026	743.89		743.89		0.00
2027-00-00 Class of 2027	2.42	595.00	400.13		197.29
2028-00-00 Class of 2028	323.52	4,625.00	4,336.44		612.08
2029-00-00 Class of 2029	0.00	5,190.00	4,681.38		508.62
2110-10-00 Band	49.47	3,253.50	3,023.86		279.11
2140-10-00 Chorus	1,766.30		850.27		916.03
2150-30-00 Musical	5,058.90	5,726.00	4,700.21		6,084.69
2151-10-00 Music Club	2,144.71		1,711.28		433.43
2155-10-00 Orchestra	0.00				0.00
2220-10-00 Art Club	0.00	315.00	314.43		0.57
2230-10-00 Beta Club	2,139.48	973.40	2,720.30		392.58
2240-00-00 Baking Club	393.80	305.00	495.69		203.11
2250-00-00 Chess Club	0.10				0.10
2251-10-00 Computer Ed. Club	0.00				0.00
2275-10-00 Outdoor Club	0.00				0.00
2290-00-17 Washington DC Trip 2018-2019	2.35			(2.35)	0.00
2391-10-00 AVID	769.89	2,021.00	1,297.22		1,493.67
2430-10-00 Special Ed Community Trips	5.50				5.50
2481-10-00 Yearbook - M.S.	0.00				0.00
2570-10-00 Battle of the Books	0.00				0.00
2580-30-00 Student Awards	0.00				0.00
2590-40-00 Relay for Life	0.00				0.00
3000-20-00 Sports Club	0.00				0.00
3010-10-00 Ski Club	0.00				0.00
3020-00-00 Wrestling	227.86	35.37	146.33		116.90
3100-10-00 Volleyball-7th grade	0.00				0.00
3100-20-00 Volleyball - 8th grade	143.27		117.33		25.94
3110-10-00 Cross Country	17.05	925.00	874.50		67.55
3210-00-00 Boys Basketball	79.88				79.88
3210-10-00 Girls Basketball	8.36	27.96			36.32
3230-10-00 Track and Field	138.75	186.88	241.18		84.45
3250-20-10 Poms	161.54	55.18	69.49		147.23
3350-20-10 Cheerleading	12.67	34.90			47.57
4100-10-00 PBIS	0.54	1,025.04	211.74		813.84
4100-20-00 Low Incidence Class Supplies	17.05			(17.05)	0.00
4100-30-00 General	9.60			(9.60)	0.00
4300-30-00 Staff Account	31.45	1,614.00	1,959.92	324.00	9.53

ACCOUNT ANALYSIS REPORT - SUMMARY

Date Range: 7/1/2022 through 5/31/2023

Account Range: ALL

ACCOUNT # AND DESCRIPTION	BEG BALANCE	INCOME	EXPENSE	TRANSFERS	BALANCE
5110-10-00 D300 Honors Band Concert	102.20				102.20
5110-20-00 MB Jazz Ensembles	870.00				870.00
5200-00-00 Physical Education Fund	835.68	253.62	707.70		381.60
6000-30-00 Interest Income	19.14	577.20	20.00	(295.00)	281.34
Total Other Accounts	16,521.70	33,663.54	35,347.81	0.00	14,837.43

ACCOUNT ANALYSIS REPORT - SUMMARY

Date Range: 7/1/2022 through 5/31/2023

Account Range: ALL

ACCOUNT # AND DESCRIPTION	BEG BALANCE	INCOME	EXPENSE	TRANSFERS	BALANCE
Cash Accounts					
1000-00-10 BMOHarris Checking Account	0.00	8,804.97	7,130.41		1,674.56
Total Cash Accounts	0.00	8,804.97	7,130.41	0.00	1,674.56
Other Accounts					
2000-10-10 Student Council	0.00				0.00
2000-20-20 LEAP Classrooms	0.00				0.00
2030-00-00 Class of 2030	0.00	1,810.00	1,580.51		229.49
2031-00-00 Class of 2031	0.00	75.00	700.00		(625.00)
2032-00-00 Class of 2032	0.00	1,245.00	1,028.75		216.25
2033-00-00 Class of 2033	0.00	565.00	162.50		402.50
2034-00-00 Class of 2034	0.00	1,415.00	1,540.22		(125.22)
2035-00-00 Class of 2035	0.00	2,213.00	1,870.76		342.24
3010-00-00 Yearbook	0.00				0.00
3100-10-00 Scholastic Book Fairs	0.00				0.00
3100-20-00 Math and Reading Night	0.00				0.00
4100-30-00 General	0.00	170.00	40.00		130.00
5100-10-00 PBIS	0.00	390.00			390.00
5100-10-10 Staff Sunshine Account	0.00	860.00	207.67		652.33
6000-00-00 Interest Income	0.00	61.97			61.97
Total Other Accounts	0.00	8,804.97	7,130.41	0.00	1,674.56

ACCOUNT ANALYSIS REPORT - SUMMARY

Date Range: 7/1/2022 through 5/31/2023

Account Range: ALL

ACCOUNT # AND DESCRIPTION	BEG BALANCE	INCOME	EXPENSE	TRANSFERS	BALANCE
Cash Accounts					
1000-00-10 Harris - Checking	22,290.28	24,880.08	20,389.76		26,780.60
Total Cash Accounts	22,290.28	24,880.08	20,389.76	0.00	26,780.60
Other Accounts					
1000-10-10 Banking Corrections	0.00	18.00			18.00
2000-10-00 Student Council	627.53	5,304.18	3,662.94		2,268.77
2015-00-10 Class of 2015-Inactive	0.00				0.00
2015-00-20 Class of 2015-Inactive	0.00				0.00
2015-00-30 Class of 2015-Inactive	0.00				0.00
2016-00-10 Class of 2016-Inactive	0.00				0.00
2016-00-20 Class of 2016-Inactive	0.00				0.00
2016-00-30 Class of 2016-Inactive	0.00				0.00
2017-00-00 Class of 2017-Inactive	0.07			(0.07)	0.00
2018-00-00 Class of 2018-Inactive	0.00				0.00
2019-00-00 Class of 2019-Inactive	0.00				0.00
2020-00-00 Class of 2020-Inactive	0.84			(0.84)	0.00
2021-00-00 Class of 2021-Inactive	0.00				0.00
2022-00-00 Class of 2022-Inactive	0.00				0.00
2023-00-00 Class of 2023-Inactive	13.85			(13.85)	0.00
2024-00-00 Class of 2024-Inactive	205.85			(205.85)	0.00
2025-00-00 Class of 2025-Inactive	0.00				0.00
2026-00-00 Class of 2026-Inactive	0.00				0.00
2027-00-00 Class of 2027	0.00				0.00
2028-00-00 Class of 2028	0.00				0.00
2029-00-00 Class of 2029	0.00				0.00
2105-00-00 Man in Demand/Dare to be Rare	447.56				447.56
2110-10-00 Music	1,871.76		457.47		1,414.29
2110-20-00 MB Jazz	420.00				420.00
2111-10-00 Title Field Trips All Grades	0.00				0.00
2120-10-00 Drama	2,099.05	2,158.32	3,029.70		1,227.67
2140-10-00 Chorus	945.75				945.75
2221-10-00 Art Club	10.00				10.00
2230-10-00 Beta Club	858.75	184.75	520.82		522.68
2240-00-00 PBIS	0.00				0.00
2481-10-00 Yearbook	175.56				175.56
2499-30-00 School Store	0.00				0.00
2590-40-00 Relay for Life	2.00				2.00
2670-20-00 Book Fair	13.14				13.14
3250-20-10 Poms	3,806.14		267.98		3,538.16
3350-20-10 Cheerleading	4,676.57		322.00		4,354.57
4101-30-00 AVID	4,031.98	12,381.93	8,288.82		8,125.09
4210-20-00 General	0.00	3,426.00	3,250.00	220.61	396.61
4300-30-00 Sunshine	769.83	645.00	378.45		1,036.38
6000-00-00 Interest	1,314.05	761.90	211.58		1,864.37
Total Other Accounts	22,290.28	24,880.08	20,389.76	0.00	26,780.60

ACCOUNT ANALYSIS REPORT - SUMMARY

Date Range: 7/1/2022 through 5/31/2023

Account Range: ALL

ACCOUNT # AND DESCRIPTION	BEG BALANCE	INCOME	EXPENSE	TRANSFERS	BALANCE
Cash Accounts					
1000-00-10 Harris Cash Account	4,024.56	5,423.95	4,294.22		5,154.29
Total Cash Accounts	4,024.56	5,423.95	4,294.22	0.00	5,154.29
Other Accounts					
1100-00-00 Bank Corrections	0.00				0.00
4100-00-00 Student Memorial Fundraiser	0.00	963.00	542.40		420.60
4500-10-00 Box Top Label Collection	54.59	110.20			164.79
4600-30-00 Postage-Inactive	0.00				0.00
4700-00-00 Pyramid Model Committee	647.18				647.18
5100-00-00 General Student Activities	350.22	1,472.56	1,442.56		380.22
5110-00-00 Birth to 3 Program	360.75				360.75
5200-00-00 PBIS	2,558.13	2,730.00	2,309.26		2,978.87
5300-00-00 Relay for Life-Inactive	0.00				0.00
5400-00-00 deLacey Diaper Drive-Inactive	0.00				0.00
6000-00-00 Interest Income	53.69	148.19			201.88
Total Other Accounts	4,024.56	5,423.95	4,294.22	0.00	5,154.29

ACCOUNT ANALYSIS REPORT - SUMMARY

Date Range: 7/1/2022 through 5/31/2023

Account Range: ALL

ACCOUNT # AND DESCRIPTION	BEG BALANCE	INCOME	EXPENSE	TRANSFERS	BALANCE
Cash Accounts					
1000-00-00 Amcore Activity Checking Acct	0.00				0.00
1000-00-10 Harris - Checking	188,791.77	328,150.25	366,331.08		150,610.94
Total Cash Accounts	188,791.77	328,150.25	366,331.08	0.00	150,610.94
Other Accounts					
1000-10-10 Banking Corrections	(63.00)	25.00	130.10		(168.10)
2000-10-00 Student Council	31,417.82	135,186.14	143,110.61	(6,500.00)	16,993.35
2009-00-00 Class of 2009	0.00				0.00
2010-00-00 Class of 2010	0.00				0.00
2011-00-00 Class of 2011	0.00				0.00
2012-00-00 Class of 2012	0.00				0.00
2013-00-00 Class of 2013	0.00				0.00
2014-00-00 Class of 2014	0.00				0.00
2015-00-00 Class of 2015	0.00				0.00
2016-00-00 Class of 2016	0.00				0.00
2017-00-00 Class of 2017	0.00				0.00
2018-00-00 Class of 2018	0.00				0.00
2019-00-00 Class of 2019	0.00				0.00
2020-00-00 Class of 2020	0.00				0.00
2021-00-00 Class of 2021	0.00				0.00
2022-00-00 Class of 2022	0.00				0.00
2023-00-00 Class of 2023	0.00				0.00
2024-00-00 Class of 2024	0.00				0.00
2095-10-00 Animation Club	154.49	385.10	440.81		98.78
2110-10-00 Instrumental Music	0.00	3,492.50	3,431.08		61.42
2113-10-00 Band Trip	0.00				0.00
2120-10-00 Drama Club	9,506.27	1,990.00	4,545.74		6,950.53
2120-20-00 Musical Account	6,153.83	14,881.09	28,629.17		(7,594.25)
2130-10-00 Auditorium	0.00				0.00
2140-10-00 Choral Music	5,456.13	500.00	785.24		5,170.89
2145-30-00 D300 Music Festival	0.00				0.00
2145-50-00 Orchestra	10,488.55	13,250.00	20,662.52		3,076.03
2151-10-00 Music Dept.-INACTIVE	0.00				0.00
2156-10-00 PROM	0.00				0.00
2200-10-00 Amnesty International	0.00				0.00
2210-30-00 Anatomy FT Fund - Inactive	0.00				0.00
2219-10-00 Adelante Club	289.27				289.27
2220-10-00 Art Club	0.00				0.00
2222-10-00 Ceramics	0.00				0.00
2223-10-00 Charger Pride-Student Incentiv	0.00				0.00
2223-20-00 Charger Pride-Staff	7,027.06		4,539.00		2,488.06
2224-10-00 Choir - DCHS	0.00				0.00
2225-10-00 Chemistry Club	0.00				0.00
2230-10-00 Beta Club	1,587.13	1,280.00	1,108.00		1,759.13
2235-10-00 SAFE	4,390.24		971.82		3,418.42
2240-10-00 Black History Club	0.00		53.00	500.00	447.00
2252-10-00 Culinary	2,416.08	1,214.00	1,616.82		2,013.26
2255-10-00 Construction Club	0.00				0.00
2256-10-00 DC1 Heart Dance	66.75				66.75
2256-10-10 DC Steppers	0.00				0.00
2256-10-20 New Generation Dance	0.00				0.00
2256-10-30 Latin Dancing	175.00				175.00
2257-10-00 Earth/Space Club/Field Trips-I	0.00				0.00
2258-10-00 English Department	0.00				0.00

ACCOUNT ANALYSIS REPORT - SUMMARY

Date Range: 7/1/2022 through 5/31/2023

Account Range: ALL

ACCOUNT # AND DESCRIPTION	BEG BALANCE	INCOME	EXPENSE	TRANSFERS	BALANCE
2259-10-10 Electricity Fund	2,038.26	525.20			2,563.46
2260-10-00 Industrial Ed Club	524.84		170.98		353.86
2261-10-10 Ukulele Club	0.00				0.00
2263-10-00 Rotary Interact	1,186.16				1,186.16
2270-10-00 Enviro Science FT-Inactive	0.00				0.00
2275-10-00 Field Trips - Science	2,993.62	8,586.00	10,826.60		753.02
2276-10-00 Field Trips	0.00				0.00
2280-10-00 Environmental Grants Fund	250.39				250.39
2280-20-00 Environmental Club	598.48	1,443.00	1,145.00		896.48
2282-10-00 GirlUp	656.83				656.83
2285-10-00 Recycling Club	500.00				500.00
2290-10-00 Library Club	0.00				0.00
2300-10-00 ESL - English Second Language	80.50				80.50
2310-10-00 World Language (French) Club	4,246.60		296.20		3,950.40
2320-10-00 German Club	0.00				0.00
2330-10-00 Spanish Club	0.00				0.00
2340-10-00 Science Olympiad	40.00	306.15	210.00		136.15
2360-10-00 Gifted Club	0.00				0.00
2370-10-00 FACS Club	1,157.00				1,157.00
2375-10-00 Literary Arts Magazine	1,780.00	1,166.61	878.09		2,068.52
2380-10-00 Journalism Club - Inactive	0.00				0.00
2385-10-00 Poetry Club-Souls Spill Ink	1,457.57	458.13	1,201.62		714.08
2390-10-00 National Honor Society	1,882.91	2,136.00	2,270.00		1,748.91
2391-10-00 AVID	3,737.02	5,708.34	6,210.04		3,235.32
2392-00-00 PSI Alpha	0.00	484.00	425.68		58.32
2395-00-00 Youth in Law	243.00				243.00
2400-10-00 Peer Mediation	0.00				0.00
2401-10-00 Conflict Mediation	0.00				0.00
2408-10-00 GSA/LGBT Support Group	628.18	211.00	410.98	500.00	928.20
2410-10-00 REACH	0.00				0.00
2420-10-00 SEA-Level	0.00				0.00
2439-00-00 Peer Tutoring	0.00				0.00
2439-10-00 Freshman Mentors	298.30				298.30
2440-10-00 Individual Speech Club	0.00				0.00
2450-10-00 Debate Team	1,786.74		743.42		1,043.32
2465-10-00 VOICES	0.00				0.00
2470-10-00 Year in Review Video	0.00				0.00
2480-10-00 Yearbook	0.00	70.00	99.92		(29.92)
2510-10-00 O.L.A.S.	0.00				0.00
2520-10-00 VFW Essay Contest	0.00				0.00
2526-10-00 Auto Shop	66.00		66.00		0.00
2530-10-00 Chess Club	0.00				0.00
2540-10-00 Bilingual Club	0.00				0.00
2550-10-00 Fishing Club	0.00				0.00
2590-20-00 Woodshop	315.38				315.38
2590-30-00 Color Run	0.00				0.00
2590-40-00 Relay for Life	688.95				688.95
2591-10-00 Fight the Stigma	256.25	500.00			756.25
2592-10-00 Minority Leadership	193.00				193.00
2618-10-10 Operation Click	2,858.00	796.00	977.00		2,677.00
2700-10-10 Work Program/School Store	0.00				0.00
2700-10-20 Work Program/Buttons/Store	1,342.99	65.00	457.66		950.33
2800-10-00 INCubator Grant - Business	13,817.37		4,770.25		9,047.12
2800-10-01 INCubator-POPtime-INACTIVE	0.00				0.00
2800-10-02 INCubator-ToothpasteTab-INACTI	0.00				0.00

ACCOUNT ANALYSIS REPORT - SUMMARY

Date Range: 7/1/2022 through 5/31/2023

Account Range: ALL

ACCOUNT # AND DESCRIPTION	BEG BALANCE	INCOME	EXPENSE	TRANSFERS	BALANCE
2800-10-05 INCubator -SnapCase-INACTIVE	0.00				0.00
2800-10-06 INCubator-Extra Hand-INACTIVE	0.00				0.00
2800-10-07 INCubator-Party Bag-INACTIVE	0.00				0.00
2800-10-09 INCubator-Underground-INACTIVE	0.00				0.00
2800-10-10 INCubator-MaleBox-INACTIVE	0.00				0.00
2800-10-13 INCubator-FirstSTEP-INACTIVE	0.00				0.00
2800-10-14 INCubator - Poppin Party-INACT	0.00				0.00
3100-20-20 Baseball	131.87	12,896.56	12,934.08		94.35
3150-20-10 Softball	1,393.80	7,334.82	6,901.19	500.00	2,327.43
3200-20-10 Girls Basketball	1,063.45	5,771.00	4,719.65		2,114.80
3200-20-20 Boys Basketball	9,084.59	1,050.00	1,453.40		8,681.19
3210-20-10 Girls Bowling	576.81		221.20		355.61
3250-00-00 Dance Team (Poms)	1,221.07	9,466.29	5,621.94		5,065.42
3252-20-10 Winter Guard	0.00				0.00
3300-20-10 Girls Soccer	1,995.18	7,881.50	5,973.95		3,902.73
3300-20-20 Boys Soccer	1,785.81	4,622.00	5,992.50		415.31
3350-20-10 Cheerleading	33.19	34,043.24	28,076.77		5,999.66
3400-20-10 Girls Tennis	1,304.69	1,670.00	2,102.57		872.12
3400-20-20 Boys Tennis	2,113.52		1,498.50		615.02
3450-20-10 Girls Swimming	174.49	2,175.00	2,330.00		19.49
3500-20-10 Girls Track	3,136.90	4,659.20	4,631.12		3,164.98
3500-20-20 Boys Track	615.88	5,378.00	6,163.10		(169.22)
3600-20-10 Girls Golf	288.08	1,075.00	942.09		420.99
3600-20-20 Boys Golf	4,259.40		17.98		4,241.42
3650-20-10 Boys Lacrosse	811.11	4,367.50	3,375.53		1,803.08
3700-20-10 Football	3,530.14	15,012.50	15,544.93		2,997.71
3800-20-00 Cross Country	4,775.84	1,519.00	6,211.25		83.59
3850-20-00 Wrestling	2,889.46	2,568.00	3,424.51		2,032.95
3900-20-00 Volleyball	7,164.11	4,747.00	3,776.55		8,134.56
3999-20-00 Super Fans	592.72				592.72
4000-10-00 Sr. Class Gift	5,012.96			5,000.00	10,012.96
4100-30-00 General	3,564.02	125.67			3,689.69
4103-30-00 Coffee Club 2	0.00				0.00
4300-20-00 Sunshine Club/Staff Pride	1,341.07	650.00	756.82		1,234.25
4300-30-00 Guidance Fund	0.00				0.00
4405-30-00 Excel	0.00				0.00
4700-30-00 Scholarships	1,935.67		2,000.00		(64.33)
4750-10-00 Testing Prep	2,618.00				2,618.00
5000-10-10 Posadas Fundraiser	0.00				0.00
5000-30-00 Charger Golf Outing	0.00				0.00
5000-50-50 D300 United	0.00				0.00
5100-00-00 DO NOT USE	0.00				0.00
6000-00-00 Interest Income	687.98	6,478.71	478.10		6,688.59
Total Other Accounts	188,791.77	328,150.25	366,331.08	0.00	150,610.94

ACCOUNT ANALYSIS REPORT - SUMMARY

Date Range: 7/1/2022 through 5/31/2023

Account Range: ALL

ACCOUNT # AND DESCRIPTION	BEG BALANCE	INCOME	EXPENSE	TRANSFERS	BALANCE
Cash Accounts					
1000-00-10 Harris - Checking	1,295.52	2,063.89	1,125.55		2,233.86
Total Cash Accounts	1,295.52	2,063.89	1,125.55	0.00	2,233.86
Other Accounts					
2000-10-00 Student Council	183.00		87.31		95.69
200A-00-00 Kindergarten-inactive	0.00				0.00
2017-00-00 Class of 2017-Inactive	0.00				0.00
2018-00-00 Class of 2018-Inactive	0.00				0.00
2019-00-00 Class of 2019-Inactive	0.00				0.00
2020-00-00 Class of 2020-Inactive	0.00				0.00
2021-00-00 Class of 2021-Inactive	0.00				0.00
2021-10-00 Class of 2021 FT-Inactive	0.00				0.00
2022-00-00 Class of 2022-Inactive	0.00				0.00
2022-10-00 Class of 2022 FT-Inactive	0.00				0.00
2023-00-00 Class of 2023-Inactive	0.00				0.00
2023-10-00 Class of 2023 FT-Inactive	0.00				0.00
2024-00-00 Class of 2024-inactive	0.00				0.00
2024-10-00 Class of 2024 FT-inactive	0.00				0.00
2025-00-00 Class of 2025-inactive	0.00				0.00
2025-10-00 Class of 2025 FT-inactive	0.00				0.00
2026-00-00 Class of 2026-inactive	0.00				0.00
2026-10-00 Class of 2026 FT-inactive	0.00				0.00
2027-00-00 Class of 2027-inactive	0.00				0.00
2027-10-00 Class of 2027 FT-inactive	0.00				0.00
2028-00-00 Class of 2028-inactive	0.00				0.00
2028-10-00 Class of 2028 FT-inactive	0.00				0.00
2029-00-00 Class of 2029-inactive	0.00				0.00
2029-10-00 Class of 2029 FT-inactive	0.00				0.00
2030-00-00 Class of 2030	0.00				0.00
2030-10-00 Class of 2030 Field Trips	488.48		305.00		183.48
2031-00-00 Class of 2031	0.00				0.00
2031-10-00 Class of 2031 Field Trips	20.30				20.30
2032-00-00 Class of 2032	0.00				0.00
2032-10-00 Class of 2032 Field Trips	0.00	275.00	122.00		153.00
2033-00-00 Class of 2033	0.00				0.00
2033-10-00 Class of 2033 Field Trips	0.00	256.00	87.31		168.69
2034-00-00 Class of 2034	0.00				0.00
2034-10-00 Class of 2034 Field Trips	126.67	356.00	111.93		370.74
2035-00-00 Class of 2035	0.00				0.00
2035-10-00 Class of 2035 Field Trips	0.00	150.00	150.00		0.00
2216-00-00 White Pines-inactive	0.00				0.00
2550-10-00 Chorus	67.73				67.73
2560-30-00 Media Center-inactive	0.00				0.00
2590-40-00 Relay for Life-inactive	0.00				0.00
2618-40-00 Girls on the Run-inactive	0.00				0.00
4100-30-00 General Fund	156.16	262.00	262.00		156.16
4101-00-00 Field Trips-inactive	0.00				0.00
4200-10-00 Service Club	0.00	700.00			700.00
4300-30-00 Social Committee	163.66				163.66
5110-10-00 Spirit Wear Students-inactive	0.00				0.00
5110-20-00 Spirit Wear Faculty-inactive	0.00				0.00
5200-00-00 Fundraiser-Cookie Dough-inacti	0.00				0.00
5300-10-00 Fun Run-inactive	0.00				0.00
5310-00-00 iReady	0.00				0.00

ACCOUNT ANALYSIS REPORT - SUMMARY

Date Range: 7/1/2022 through 5/31/2023

Account Range: ALL

ACCOUNT # AND DESCRIPTION	BEG BALANCE	INCOME	EXPENSE	TRANSFERS	BALANCE
5400-00-00 NED Assembly-inactive	0.00				0.00
6000-00-00 Interest Income	89.52	64.89			154.41
Total Other Accounts	1,295.52	2,063.89	1,125.55	0.00	2,233.86

ACCOUNT ANALYSIS REPORT - SUMMARY

Date Range: 7/1/2022 through 5/31/2023

Account Range: ALL

ACCOUNT # AND DESCRIPTION	BEG BALANCE	INCOME	EXPENSE	TRANSFERS	BALANCE
Cash Accounts					
1000-00-00 First American Bank Checking	0.00				0.00
1000-00-10 Harris - Checking	143,189.24	175,874.24	191,840.95		127,222.53
Total Cash Accounts	143,189.24	175,874.24	191,840.95	0.00	127,222.53
Other Accounts					
2000-10-00 Cardinal Council (Student)	1,315.68	1,808.00	2,207.54		916.14
2016-00-10 Class of 2016-A(DEL:2yr 15/16)	0.00				0.00
2016-00-20 Class of 2016-B(DEL:2yr 15/16)	0.00				0.00
2017-00-10 Class of 2017-A(DEL:2yr 15/16)	0.00				0.00
2017-00-20 Class of 2017-B(DEL:2yr 15/16)	0.00				0.00
2018-00-10 Class of 2018-A(DEL:2yr 16/17)	0.00				0.00
2018-00-20 Class of 2018-B(DEL:2yr 16/17)	0.00				0.00
2019-00-00 Class of 2019-A (9A 15/16)	0.00				0.00
2019-00-20 Class of 2019-B (9B 15/16)	0.00				0.00
2020-00-00 Class of 2020-A (8A 15/16)	0.00				0.00
2020-00-20 Class of 2020-B (8B 15/16)	0.00				0.00
2021-00-10 Class of 2021 - A	0.00				0.00
2021-00-20 Class of 2021 - B	0.00				0.00
2022-00-10 Class of 2022 - A	0.00				0.00
2022-00-20 Class of 2022 - B	0.00				0.00
2023-00-10 Class of 2023 - A	0.00				0.00
2023-00-20 Class of 2023 - B	0.00				0.00
2024-10-00 Class of 2024 - A	0.00				0.00
2024-20-00 Class of 2024 - B	0.00				0.00
2025-10-00 Class of 2025 - A	435.16				435.16
2025-20-00 Class of 2025 - B	544.19				544.19
2026-00-00 Class of 2026-A	961.02				961.02
2026-10-00 Class of 2026-B	1,577.33				1,577.33
2026-20-00 Class of 2026-C	216.54				216.54
2027-10-00 Class of 2027-A	0.00				0.00
2027-20-00 Class of 2027-B	0.00	1,700.00	880.64	(430.00)	389.36
2028-10-00 Class of 2028-A	77.92	200.00	77.92		200.00
2028-20-00 Class of 2028-B	535.00		535.00		0.00
2029-10-00 Class of 2029-A	0.00	5,306.58	4,056.86		1,249.72
2029-20-00 Class of 2029-B	0.00	406.56	395.26		11.30
20TG-00-00 Universal Team (PBIS)	2,146.69	1,373.59	2,065.18		1,455.10
20TY-00-00 Secondary Team	19.59				19.59
2110-10-00 Band	5,595.43	8,121.68	20,563.43	12,895.35	6,049.03
2130-10-00 Music Department	31,928.32	67,222.36	49,822.04	(34,500.00)	14,828.64
2140-10-00 Chorus/Vocal	4,740.46	1,223.47	6,132.91	10,000.00	9,831.02
2150-30-00 Musical/Ensembles	21,460.46	11,703.99	15,696.48	430.00	17,897.97
2155-10-00 Orchestra	12,522.22		13,076.95	11,604.65	11,049.92
2220-10-00 Art Club	4,068.15	350.00			4,418.15
2230-10-00 Beta Club	1,504.75		90.00	(150.00)	1,264.75
2380-10-00 Targeted Intervention Team	13.53				13.53
2391-10-00 AVID	2,687.82	9,510.88	8,882.59		3,316.11
2425-10-00 Exploratory/Spanish	446.34				446.34
2429-00-00 Mentoring	0.00				0.00
2430-10-00 Special Ed/Schiller(DEL:15/16)	0.00				0.00
2431-10-00 Life Program (SPED)	560.07	571.86	597.74		534.19
2433-10-00 Special Ed/Balleteo (DEL:15/16)	0.00				0.00
2435-10-00 S.O.A.R.	1,602.30	2,250.24	3,095.94	282.79	1,039.39
2436-10-00 SWANS	40.00		16.78		23.22
2437-10-00 ELL/Eng.Lang.Learner(DEL16/17)	0.00				0.00

ACCOUNT ANALYSIS REPORT - SUMMARY

Date Range: 7/1/2022 through 5/31/2023

Account Range: ALL

ACCOUNT # AND DESCRIPTION	BEG BALANCE	INCOME	EXPENSE	TRANSFERS	BALANCE
2481-10-00 Yearbook Club	94.96				94.96
2530-10-00 Chess Club	0.00	360.00			360.00
2560-30-00 Book Club	6.15				6.15
2565-00-00 Bracelet Club	0.00	110.00		100.00	210.00
2570-30-00 IMC	630.17		100.00		530.17
2580-30-00 Incentive	0.00				0.00
2590-10-00 Lions	16.11				16.11
2590-40-00 Relay for Life	400.73				400.73
2615-10-00 Midnight Mile	18,897.26	9,600.00	13,416.73		15,080.53
2619-10-00 Cardinal Care	662.84	1,638.75			2,301.59
2620-10-00 Scrapbook	102.00				102.00
2625-10-00 Schoolpalooza	517.22				517.22
2630-10-00 Ski Club	2,330.79	21,989.00	17,902.08	(382.79)	6,034.92
2631-10-00 Washington D.C. Trip	201.77	14,258.00	14,456.00		3.77
2635-10-00 Snowflake	1,331.31				1,331.31
2640-20-00 Science Fair Club - 7th grade	0.00				0.00
2640-30-00 Science Fair Club - 8th grade	0.00				0.00
2645-10-00 Homework Club	0.00				0.00
2650-10-00 Jazz Band	7.50				7.50
2655-10-00 Battle of the Books	5.30				5.30
2660-10-00 8th Grade Video(DEL:2yr16/17)	0.00				0.00
2665-10-00 Spelling Bee	21.34				21.34
2670-10-00 Robotics	523.00	531.52	151.90		902.62
2675-00-00 STEM	65.35				65.35
2680-00-00 Yoga Club	0.00				0.00
3000-20-00 Athletics (DEL:2yr 15/16)	0.00				0.00
3010-00-00 Ultimate Club	1,077.12		724.88		352.24
3207-20-10 Girls Basketball - 7th	35.71		18.88		16.83
3207-20-20 Boys Basketball - 7th	0.62				0.62
3208-20-10 Girl's Basketball - 8th	35.02		35.02		0.00
3208-20-20 Boy's Basketball - 8th	1.92				1.92
3250-20-10 Poms	21.36				21.36
3253-20-10 Intramural Basketball	82.06				82.06
3254-20-00 Intramural Poms	0.00	45.51	42.00		3.51
3350-20-10 Cheerleading	31.80				31.80
3400-10-00 Color Guard	178.49	240.00	206.00		212.49
3500-10-00 Track - Boys	8.20	207.05	215.25		0.00
3500-20-00 Track - Girls	0.00				0.00
3500-20-10 Girls Track	356.93				356.93
3500-20-20 Boys Track	0.00				0.00
3600-10-00 Flag Football	302.45	1,489.00	1,341.85		449.60
3800-20-00 Cross Country	315.42	113.36	300.00		128.78
3800-20-10 Marathon Club - 6th Gr.CC Only	16.00				16.00
3840-10-00 Wiffle Ball	377.17	1,010.00	929.01		458.16
3850-20-00 Wrestling	183.92	184.95	256.81		112.06
3900-20-00 Volleyball	2.22	89.54	155.88		(64.12)
4100-30-00 General	422.55	25.00		(100.00)	347.55
4110-10-00 Outdoor Club	4,901.74	7,299.48	10,188.56	100.00	2,112.66
4210-00-00 Fall Play	4,368.45		1,683.89		2,684.56
4220-00-00 Street Ensemble	143.19				143.19
4230-00-00 Buddy Club	185.59				185.59
4300-30-00 Faculty (Social) Fund	136.00				136.00
4400-30-00 Fitness Club (PE)	5,615.26				5,615.26
4500-30-00 Flower Fund	42.35	270.00	62.90		249.45
6000-00-00 Interest Income	3,684.93	4,639.09	1,419.02		6,905.00

ACCOUNT ANALYSIS REPORT - SUMMARY

Date Range: 7/1/2022 through 5/31/2023

Account Range: ALL

ACCOUNT # AND DESCRIPTION	BEG BALANCE	INCOME	EXPENSE	TRANSFERS	BALANCE
6000-10-00 Bank Corrections	(150.00)	24.78	41.03	150.00	(16.25)
Total Other Accounts	143,189.24	175,874.24	191,840.95	0.00	127,222.53

ACCOUNT ANALYSIS REPORT - SUMMARY

Date Range: 7/1/2022 through 5/31/2023

Account Range: ALL

ACCOUNT # AND DESCRIPTION	BEG BALANCE	INCOME	EXPENSE	TRANSFERS	BALANCE
Cash Accounts					
1000-00-10 Harris - Checking	1,056.55	2,120.89	1,652.43		1,525.01
Total Cash Accounts	1,056.55	2,120.89	1,652.43	0.00	1,525.01
Other Accounts					
2018-00-00 Class of 2018-Inactive	0.00				0.00
2019-00-00 Class of 2019-Inactive	0.00				0.00
2020-00-00 Class of 2020-Inactive	0.00				0.00
2021-00-00 Class of 2021-Inactive	0.00				0.00
2022-00-00 Class of 2022-Inactive	0.00				0.00
2023-00-00 Class of 2023-Inactive	0.00				0.00
2024-00-00 Class of 2024-Inactive	0.00				0.00
2025-00-00 Class of 2025-Inactive	0.00				0.00
2026-00-00 Class of 2026-Inactive	0.00				0.00
2027-00-00 Class of 2027	0.00				0.00
2028-00-00 Class of 2028	0.00				0.00
2029-00-00 Class of 2029	59.55				59.55
2030-00-00 Class of 2030	320.66				320.66
2031-00-00 Class of 2031	105.73				105.73
2032-00-00 Class of 2032	0.00	756.00	469.00		287.00
2033-00-00 Class of 2033	0.00	546.00	427.00		119.00
2034-00-00 Class of 2034	0.00	780.00	756.43		23.57
2035-00-00 Class of 2035	0.00				0.00
2036-00-00 Class of 2036	0.00				0.00
2100-10-10 Julie Voss Class-Inactive	0.10				0.10
2100-20-10 LEAP Program	15.00				15.00
2580-10-00 Action for Alzheimer	0.00				0.00
2590-30-00 Bear Necessities Fundraiser	0.00				0.00
2590-40-00 Relay for Life	0.00				0.00
4100-30-00 Miscellaneous	250.95				250.95
5010-00-00 Library Books (Birthday Club)	232.59				232.59
5020-10-00 Jump Rope for Heart-Inactive	0.00				0.00
6000-00-00 Interest Income	71.97	38.89			110.86
Total Other Accounts	1,056.55	2,120.89	1,652.43	0.00	1,525.01

ACCOUNT ANALYSIS REPORT - SUMMARY

Date Range: 7/1/2022 through 5/31/2023

Account Range: ALL

ACCOUNT # AND DESCRIPTION	BEG BALANCE	INCOME	EXPENSE	TRANSFERS	BALANCE
Cash Accounts					
1000-00-10 Harris - Checking	7,543.05	21,628.81	21,875.38		7,296.48
Total Cash Accounts	7,543.05	21,628.81	21,875.38	0.00	7,296.48
Other Accounts					
2000-10-00 Student Council	0.00				0.00
200M-00-00 DO NOT USE	0.00				0.00
2018-00-00 Class of 2018-Inactive	0.00				0.00
2019-00-00 Class of 2019-Inactive	0.00				0.00
2020-00-00 Class of 2020-Inactive	0.00				0.00
2021-00-00 Class of 2021-Inactive	0.00				0.00
2022-00-00 Class of 2022-Inactive	0.00				0.00
2023-00-00 Class of 2023-Inactive	0.00				0.00
2024-00-00 Class of 2024-Inactive	0.00				0.00
2025-00-00 Class of 2025-Inactive	0.00				0.00
2026-00-00 Class of 2026-Inactive	0.00				0.00
2027-00-00 Class of 2027-Inactive	0.00				0.00
2028-00-00 Class of 2028-Inactive	0.00				0.00
2029-00-00 Class of 2029-Inactive	1,462.09		1,462.09		0.00
2030-00-00 Class of 2030	638.10	7,412.00	7,706.33		343.77
2031-00-00 Class of 2031	248.01	2,096.00	1,766.00		578.01
2032-00-00 Class of 2032	441.28	2,274.00	1,301.00		1,414.28
2033-00-00 Class of 2033	73.50	995.00	610.66		457.84
2034-00-00 Class of 2034	18.50	1,136.00	719.50		435.00
2035-00-00 Class of 2035	0.00	1,850.00	1,385.00		465.00
2140-10-10 Chorus	1,671.35	4,813.75	5,085.25		1,399.85
2151-10-00 Music Dept.	0.00				0.00
2499-20-00 Apparel Store	0.11				0.11
2499-30-00 School Store	0.00				0.00
2580-00-00 K Student Incentive	0.00				0.00
2580-00-10 1st Gr Student Incentive	0.00				0.00
2580-00-20 2nd Gr Student Incentive	0.00				0.00
2580-00-30 3rd Gr Student Incentive	0.00				0.00
2580-00-40 4th Gr Student Incentive	0.00				0.00
2580-00-50 5th Gr Student Incentive	0.00				0.00
2585-10-00 Library Fundraiser	0.00				0.00
2590-30-00 Girls on the Run	5.00				5.00
2590-40-00 Relay for Life	0.00				0.00
2590-50-00 Polar Plunge Fund-Inactive	0.00				0.00
2618-30-00 Funds for Cancer-Inactive	0.00				0.00
2700-10-00 Ozzie Reading Club	0.00				0.00
4100-30-00 General	638.73	874.30	1,449.55		63.48
4300-20-00 Staff Wear	75.00				75.00
5010-10-00 PBIS	1,491.65		390.00		1,101.65
5100-10-00 Staff Sunshine Account	0.00				0.00
6000-00-00 Interest Income	779.73	177.76			957.49
Total Other Accounts	7,543.05	21,628.81	21,875.38	0.00	7,296.48

ACCOUNT ANALYSIS REPORT - SUMMARY

Date Range: 7/1/2022 through 5/31/2023

Account Range: ALL

ACCOUNT # AND DESCRIPTION	BEG BALANCE	INCOME	EXPENSE	TRANSFERS	BALANCE
Cash Accounts					
1000-00-10 Harris - Checking	3,290.70	17,074.66	12,676.04		7,689.32
Total Cash Accounts	3,290.70	17,074.66	12,676.04	0.00	7,689.32
Other Accounts					
2000-10-10 Banking Corrections	0.00	540.00			540.00
2000-20-00 LIFE Program	1,004.02	772.00	151.50		1,624.52
2000-30-00 Reading	0.00				0.00
200S-00-00 PK	0.00				0.00
2018-00-00 Class of 2018-Inactive	0.00				0.00
2019-00-00 Class of 2019 / 5th Grade-Inac	0.00				0.00
2020-00-00 Class of 2020 / 5th Grade-Inac	0.00				0.00
2021-00-00 Class of 2021 / 5th Grade-Inac	0.00				0.00
2022-00-00 Class of 2022 - 5th Grade-Inac	0.00				0.00
2023-00-00 Class of 2023-Inactive	0.00				0.00
2023-10-10 Class of 2023-5th Grade Social	0.00				0.00
2024-00-00 Class of 2024-Inactive	0.00				0.00
2025-00-00 Class of 2025-Inactive	0.00				0.00
2026-00-00 Class of 2026-Inactive	0.00				0.00
2027-00-00 Class of 2027-Inactive	0.00				0.00
2028-00-00 Class of 2028	0.00				0.00
2029-00-00 Class of 2029	757.59				757.59
2030-00-00 Class of 2030	469.16	4,972.00	2,668.85		2,772.31
2031-00-00 Class of 2031	138.02	585.00	732.64		(9.62)
2032-00-00 Class of 2032	263.04	2,246.00	2,063.20		445.84
2033-00-00 Class of 2033	0.00	1,465.00	1,345.59		119.41
2034-00-00 Class of 2034	0.00	2,158.00	1,720.00		438.00
2035-00-00 Class of 2035	0.00	510.00	264.36		245.64
2151-10-00 Music Dept.	0.00				0.00
2276-10-00 Field Trips	27.02				27.02
2277-10-00 Field Days	164.18	1,377.00	1,410.50		130.68
2560-30-00 Media	0.00				0.00
2590-40-00 Relay for Life	0.00	2,319.40	2,319.40		0.00
4100-30-00 General	444.78	21.61		(21.61)	444.78
5000-10-00 Staff Social Account	18.55				18.55
6000-00-00 Interest Income	4.34	108.65		21.61	134.60
Total Other Accounts	3,290.70	17,074.66	12,676.04	0.00	7,689.32

ACCOUNT ANALYSIS REPORT - SUMMARY

Date Range: 7/1/2022 through 5/31/2023

Account Range: ALL

ACCOUNT # AND DESCRIPTION	BEG BALANCE	INCOME	EXPENSE	TRANSFERS	BALANCE
Cash Accounts					
1000-00-10 Harris - Checking	5,077.01	210.38	2,755.59		2,531.80
Total Cash Accounts	5,077.01	210.38	2,755.59	0.00	2,531.80
Other Accounts					
2021-00-00 Class of 2021	0.00				0.00
2021-10-00 Class of 2021 Field Trips	0.00				0.00
2022-00-00 Class of 2022	0.00				0.00
2022-10-00 Class of 2022 Field Trips	0.00				0.00
2023-00-00 Class of 2023	0.00				0.00
2023-10-00 Class of 2023 Field Trips	29.09			(29.09)	0.00
2024-00-00 Class of 2024	0.00				0.00
2024-10-00 Class of 2024 Field Trips	0.00				0.00
2025-00-00 Class of 2025	0.00				0.00
2025-10-00 Class of 2025 Field Trips	144.28			(144.28)	0.00
2026-00-00 Class of 2026	0.00				0.00
2026-10-00 Class of 2026 Field Trips	73.46			(73.46)	0.00
2027-10-00 Class of 2027 Field Trips	0.00				0.00
2028-10-00 Class of 2028 Field Trips	165.50			(165.50)	0.00
2029-10-00 Class of 2029 Field Trips	0.00				0.00
2030-00-00 Class of 2030	0.00				0.00
2030-10-00 Class of 2030 Field Trips	25.00			(50.00)	(25.00)
2031-00-00 Class of 2031	0.00				0.00
2031-10-00 Class of 2031 Field Trips	0.00				0.00
2032-00-00 Class of 2032	0.00				0.00
2032-10-00 Class of 2032 Field Trips	0.00		63.00		(63.00)
2033-00-00 Class of 2033	0.00				0.00
2033-10-00 Class of 2033 Field Trips	0.00				0.00
2034-00-00 Class of 2034	0.00				0.00
2034-10-00 Class of 2034 Field Trips	0.00				0.00
2035-00-00 Class of 2035	0.00				0.00
2035-10-00 Class of 2035 Field Trips	0.00				0.00
2151-10-20 Summer Music Camp	268.29				268.29
2155-10-00 Art Summer Camp	0.00				0.00
2276-10-00 Field Trips	0.02			(0.04)	(0.02)
2590-40-00 Relay for Life	144.00				144.00
4100-10-00 Family Resource Night	0.00				0.00
4100-20-00 Event Fund	472.43			(944.86)	(472.43)
4100-30-00 General	1,718.97	57.10	2,692.59	2,454.47	1,537.95
4210-00-00 Scholastic Book Fair-Fall	3.59				3.59
4220-00-00 Scholastic Book Fair-Spring	427.62				427.62
4230-00-00 Birthday Book Club	0.00				0.00
4240-00-00 Coin War	0.00				0.00
4250-00-00 Book Fiesta	0.00				0.00
4260-00-00 Santa's Workshop	0.00				0.00
4270-00-00 PBIS	202.10				202.10
4300-30-00 Teacher Special	0.66			(1.32)	(0.66)
4500-00-00 Social Committee	29.73			(59.46)	(29.73)
4600-10-00 Change Drawer	231.00				231.00
5000-10-10 Staff Spirit Wear	154.33				154.33
5000-20-10 Student Spirit Wear	493.23			(986.46)	(493.23)
5000-30-00 Playground Equipment	0.00				0.00
6000-00-00 Interest Income	493.71	153.28			646.99
Total Other Accounts	5,077.01	210.38	2,755.59	0.00	2,531.80

ACCOUNT ANALYSIS REPORT - SUMMARY

Date Range: 7/1/2022 through 5/31/2023

Account Range: ALL

ACCOUNT # AND DESCRIPTION	BEG BALANCE	INCOME	EXPENSE	TRANSFERS	BALANCE
Cash Accounts					
1000-00-00 DO NOT USE	0.00				0.00
1000-00-10 Harris Bank Checking	5,063.10	21,522.89	23,009.32		3,576.67
Total Cash Accounts	5,063.10	21,522.89	23,009.32	0.00	3,576.67
Other Accounts					
2018-00-00 Class of 2018-Inactive	0.00				0.00
2019-00-00 Class of 2019-Inactive	0.00				0.00
2020-00-00 Class of 2020-Inactive	0.00				0.00
2021-00-00 Class of 2021-Inactive	0.00				0.00
2022-00-00 Class of 2022-Inactive	0.00				0.00
2023-00-00 Class of 2023-Inactive	0.00				0.00
2024-00-00 Class of 2024-Inactive	0.00				0.00
2025-00-00 Class of 2025-Inactive	0.00				0.00
2026-00-00 Class of 2026-Inactive	0.00				0.00
2027-00-00 Class of 2027-Inactive	0.00				0.00
2028-00-00 Class of 2028-Inactive	0.00				0.00
2029-00-00 Class of 2029-Inactive	22.16			(22.16)	0.00
2030-00-00 Class of 2030	0.00	5,786.53	5,789.84		(3.31)
2031-00-00 Class of 2031	448.00	6,398.00	7,270.98	(231.38)	(656.36)
2032-00-00 Class of 2032	619.50	219.00	631.00		207.50
2033-00-00 Class of 2033	0.00	998.00	703.15		294.85
2034-00-00 Class of 2034	137.11	1,002.00	956.14		182.97
2035-00-00 Class of 2035	0.00	1,095.00	1,036.00		59.00
2120-10-00 Birthday Books-Inactive	0.00				0.00
2120-20-00 One School One Book-Inactive	0.00				0.00
2140-20-00 Chorus	0.00	1,840.75	1,999.75	159.00	0.00
2270-10-00 Environmental Science	0.00	280.00	84.77		195.23
2276-10-00 Field Trips	225.49			231.38	456.87
2550-00-00 L2IFE-Inactive	0.00				0.00
2590-40-00 Relay for Life-Inactive	0.00				0.00
2618-40-00 Donations-Inactive	0.00				0.00
4100-30-00 General	603.28	40.46	511.96	263.16	394.94
5000-50-50 D300 United-Inactive	0.00				0.00
5100-00-00 Scholastic Book Fair	2,313.33	2,421.34	2,993.15		1,741.52
5110-00-00 Yearbook	0.00	96.00	24.00		72.00
5120-00-00 Playground-Inactive	0.00				0.00
5200-00-00 Sunshine Staff Account	246.58	1,162.00	1,008.58	(400.00)	0.00
6000-00-00 Interest Income	447.65	183.81			631.46
6000-10-00 Banking Corrections	0.00				0.00
Total Other Accounts	5,063.10	21,522.89	23,009.32	0.00	3,576.67

ACCOUNT ANALYSIS REPORT - SUMMARY

Date Range: 7/1/2022 through 5/31/2023

Account Range: ALL

ACCOUNT # AND DESCRIPTION	BEG BALANCE	INCOME	EXPENSE	TRANSFERS	BALANCE
Cash Accounts					
1000-00-10 Harris - Checking	231,925.69	356,424.01	306,723.39		281,626.31
Total Cash Accounts	231,925.69	356,424.01	306,723.39	0.00	281,626.31
Other Accounts					
1000-10-10 Banking Corrections	(150.00)	1,300.00	625.00	150.00	675.00
2000-10-00 Student Council	848.77	169.00	358.90		658.87
2009-00-00 Class of 2009	0.00				0.00
2010-00-00 Class of 2010	0.00				0.00
2011-00-00 Class of 2011	0.00				0.00
2012-00-00 Class of 2012	0.00				0.00
2013-00-00 Class of 2013	0.00				0.00
2014-00-00 Class of 2014	0.00				0.00
2014-10-00 Homecoming	21,402.66	22,540.00	9,032.46	(750.00)	34,160.20
2015-00-00 Class of 2015	0.00				0.00
2015-10-10 Class of 2015 Statue Maintenan	69.26				69.26
2016-00-00 Class of 2016-Inactive	0.00				0.00
2017-00-00 Class of 2017-Inactive	0.00				0.00
2018-00-00 Class of 2018-Inactive	0.00				0.00
2019-00-00 Class of 2019-Inactive	0.00				0.00
2020-00-00 Class of 2020-Inactive	0.00				0.00
2021-00-00 Class of 2021-Inactive	0.00				0.00
2022-00-00 Class of 2022	3,115.55				3,115.55
2023-00-00 Class of 2023	2,950.11	957.11	135.05	220.00	3,992.17
2024-00-00 Class of 2024	723.49	638.00	15.00	146.00	1,492.49
2025-00-00 Class of 2025	3,833.23	129.00	143.78	167.00	3,985.45
2026-00-00 Class of 2026	4,128.77	654.11	213.84	242.00	4,811.04
2110-10-00 Band	492.56				492.56
2112-00-00 Tri M (Modern Music Masters)	63.73	2,178.69			2,242.42
2113-10-00 Music Yearly Trip-Inactive	0.00				0.00
2140-10-00 Chorus	588.64	3,969.00	4,439.68		117.96
2141-10-00 Market Day/Music Dept	0.00				0.00
2150-30-00 Musical	944.54	19,443.27	1,385.32		19,002.49
2151-10-00 Music Student Tour Account	3,019.84				3,019.84
2151-10-10 Music Trip-Inactive	0.00				0.00
2155-10-00 Orchestra	454.38				454.38
2156-10-00 Prom - Junior Class	22,773.60	80,145.36	75,041.87		27,877.09
2156-10-10 Winter Dance-Inactive	0.00				0.00
2220-10-00 Art Club	2,638.20	468.70	1,334.93		1,771.97
2222-10-00 ABC Business Club	0.00	1,313.58			1,313.58
2223-00-00 ASL Club	0.00	540.70	241.51		299.19
2225-10-00 Black Student Alliance	4,330.00	3,000.00	3,000.00		4,330.00
2225-20-00 Hispanic Youth Alliance	0.00	178.20			178.20
2230-10-00 Debate Team	927.55	5,347.00	4,228.62		2,045.93
2240-10-00 Drama Club	17,067.95	8,177.24	12,005.13	(1,000.00)	12,240.06
2250-10-10 GSA Club	96.25				96.25
2260-10-00 Industrial Arts	1,591.92				1,591.92
2265-10-00 Environmental Club/Med Careers	356.10	376.43			732.53
2276-10-00 Field Trips	2.00				2.00
2280-10-00 Fishing Club	418.58	957.05	826.00		549.63
2310-10-00 AAPI Club	0.00	800.65	82.50		718.15
2320-10-00 German Club	206.94				206.94
2330-10-00 Foreign Language	180.71				180.71
2330-20-00 French Club	242.00	536.00	536.00		242.00
2340-10-00 Spanish Club	70.07				70.07

ACCOUNT ANALYSIS REPORT - SUMMARY

Date Range: 7/1/2022 through 5/31/2023

Account Range: ALL

ACCOUNT # AND DESCRIPTION	BEG BALANCE	INCOME	EXPENSE	TRANSFERS	BALANCE
2350-10-00 Language Arts Field Trips	808.00				808.00
2360-00-00 Multicultural Club	0.00				0.00
2390-10-00 National Honor Society	3,233.37	19,142.00	18,149.58		4,225.79
2390-20-00 Robotics	100.91				100.91
2391-10-00 AVID	5,679.79	10,254.75	8,456.46		7,478.08
2393-10-00 PBIS	1,314.77	699.00	601.71	(25.00)	1,387.06
2393-20-00 Coffee Shop - PBIS-Inactive	0.00				0.00
2410-00-00 Math Team	435.00	380.00	354.00		461.00
2461-00-00 WHIPLASH-Inactive	0.00				0.00
2480-10-00 Yearbook	98.16				98.16
2499-30-00 School Store	763.10	274.00			1,037.10
2590-40-00 Relay for Life	3,114.09		3,114.09		0.00
2618-10-10 Operation Click	1,064.80				1,064.80
2618-40-00 Paws for Cause-Inactive	0.00				0.00
2630-10-00 Ski Club-Inactive	0.00				0.00
2644-10-00 Co-Op	4,151.57		1,000.00		3,151.57
2645-10-00 Fellowship of Christian Athlet	0.00				0.00
2647-10-00 FACS	284.94	240.00	240.00		284.94
2650-00-00 FFA-Inactive	0.00				0.00
2655-00-00 Literary Magazine	366.68				366.68
2670-10-00 Scholastic Bowl	99.59	285.00	280.50		104.09
2671-00-00 Science	1,987.57				1,987.57
2671-10-00 Science-Six Flags GreatAmerica	31.67	4,158.00	3,602.61		587.06
2680-10-00 Marketing Class	681.65	1,500.00	500.00		1,681.65
2685-00-00 Target Edu	211.77				211.77
2686-00-00 Woodshop	140.00				140.00
2690-00-00 WHIPS TV	0.00	58.00			58.00
2695-00-00 Video Game Club	0.00	212.00			212.00
2700-10-10 Theater Fest	0.00				0.00
3100-10-00 Athletic Development	2,812.88	546.67	2,024.99		1,334.56
3100-20-20 Baseball	4,543.82	27,180.00	12,960.16		18,763.66
3150-20-10 Softball	1,655.72	376.00	1,549.90		481.82
3200-20-10 Girls Basketball	2,263.28	10,425.50	3,461.13	(89.00)	9,138.65
3200-20-20 Boys Basketball	2,076.14	4,580.00	3,559.12	89.00	3,186.02
3250-20-10 Poms	1,593.41	7,944.25	8,957.87	1,500.00	2,079.79
3300-10-00 Dodgeball-Inactive	0.00				0.00
3300-20-10 Girls Soccer	9,532.95	2,536.00	4,766.62		7,302.33
3300-20-20 Boys Soccer	616.01	4,284.00			4,900.01
3350-20-10 Cheerleading	10,559.49	46,072.75	53,462.53	1,350.00	4,519.71
3400-20-10 Girls Tennis	150.72	442.43	127.00		466.15
3400-20-20 Boys Tennis	1,051.26	3,132.53	476.53		3,707.26
3500-20-10 Girls Track & Field	864.73	185.00	210.00		839.73
3500-20-20 Boys Track	216.52	1,591.00	1,740.88		66.64
3600-20-10 Boys Golf	3,355.08	2,580.00	5,467.35		467.73
3600-20-20 Girls Golf	3,738.80	5,739.25	3,269.00		6,209.05
3610-10-00 Boys Lacrosse	949.21	10,503.00	9,588.50		1,863.71
3610-20-00 Girls LaCrosse	1,154.75	1,295.08	1,710.05		739.78
3700-20-10 Football	3,785.31	325.00	362.96		3,747.35
3700-30-10 Powder Puff	1,050.00	1,500.00	1,543.50		1,006.50
3800-20-00 Boys and Girls Cross Country	2,452.27	290.40	1,875.81		866.86
3850-20-00 Wrestling	2,240.09	361.22	683.90		1,917.41
3900-20-00 Volleyball	5,468.36	7,052.00	7,113.23		5,407.13
3900-20-10 Volleyball Club	16.00	102.00	102.00		16.00
3990-10-00 Gatorade Fundraiser	888.91	789.00	1,090.00		587.91
4000-30-00 General	6,708.73	14,820.00	10,820.00	(3,000.00)	7,708.73

ACCOUNT ANALYSIS REPORT - SUMMARY

Date Range: 7/1/2022 through 5/31/2023

Account Range: ALL

ACCOUNT # AND DESCRIPTION	BEG BALANCE	INCOME	EXPENSE	TRANSFERS	BALANCE
4050-10-00 Principal's Advisory Committee	0.00				0.00
4100-00-00 FVC Leadership	1,005.98				1,005.98
4150-00-00 Teacher Grants	22.50				22.50
4200-00-00 Veteran Memorial Freedom Wall	0.00				0.00
4210-10-00 Rachel's Challenge	20.00				20.00
4220-00-00 D300 Speaks	219.52				219.52
4300-20-00 Sunshine	92.70				92.70
4300-30-00 Spiritwear	3.03				3.03
4300-40-00 PE-Active	0.00				0.00
4400-30-00 PE-Active	0.00				0.00
4700-10-00 2017 Gene Haas Scholarship	531.79				531.79
4700-10-10 2018 Gene Haas Scholarship	1,558.50				1,558.50
4700-10-20 2019 Gene Haas Scholarship	7,021.00				7,021.00
4700-10-30 2020 Gene Haas Scholarship	12,000.00				12,000.00
4700-10-40 2021 Gene Haas Scholarship	14,000.00		14,000.00		0.00
4700-20-00 Dr. Steffen Memorial Fund	0.00				0.00
4700-30-00 Scholarship & Blood Drive	2,750.00	1,540.00	3,000.00		1,290.00
4700-40-00 Drama Club Scholarship	350.00	198.00	1,000.00	1,000.00	548.00
4800-00-00 Guidance	642.52				642.52
4800-10-00 Fundraiser	0.00				0.00
5000-50-50 D300 United	0.00				0.00
6000-00-00 Interest	4,008.88	9,011.09	1,855.82		11,164.15
Total Other Accounts	231,925.69	356,424.01	306,723.39	0.00	281,626.31

ACCOUNT ANALYSIS REPORT - SUMMARY

Date Range: 7/1/2022 through 5/31/2023

Account Range: ALL

ACCOUNT # AND DESCRIPTION	BEG BALANCE	INCOME	EXPENSE	TRANSFERS	BALANCE
Cash Accounts					
1000-00-10 Harris - Checking	72,532.77	74,731.88	73,563.53		73,701.12
Total Cash Accounts	72,532.77	74,731.88	73,563.53	0.00	73,701.12
Other Accounts					
1000-10-00 Banking Corrections	0.00		75.00		(75.00)
2001-10-00 Student Council - MS	1,091.51	1,031.00	1,211.72		910.79
2016-00-00 Class of 2016-Inactive	0.00				0.00
2017-00-00 Class of 2017-Inactive	0.00				0.00
2018-00-00 Class of 2018-Inactive	0.00				0.00
2019-00-00 Class of 2019-Inactive	0.00				0.00
2020-00-00 Class of 2020-Inactive	0.00				0.00
2021-00-00 Class of 2021-Inactive	0.00				0.00
2022-00-00 Class of 2022-Inactive	0.00				0.00
2023-00-00 Class of 2023-Inactive	0.00				0.00
2024-00-00 Class of 2024	0.00				0.00
2025-00-00 Class of 2025	0.00				0.00
2026-00-00 Class of 2026	0.00				0.00
2027-00-00 Class of 2027	7,643.67		815.00		6,828.67
2028-00-00 Class of 2028	4,370.16	3,525.00	5,017.80		2,877.36
2029-00-00 Class of 2029	0.00	8,287.09	5,996.19		2,290.90
206A-10-10 Grade 6 White-Inactive	0.00				0.00
206B-10-10 Grade 6 Purple-Inactive	0.00				0.00
207A-10-10 Grade 7 White-Inactive	0.00				0.00
207B-10-10 Grade 7 Purple-Inactive	0.00				0.00
208A-10-10 Grade 8 White-Inactive	0.00				0.00
208B-10-10 Grade 8 Purple-Inactive	0.00				0.00
2111-00-00 Music Field Trip Account	2,938.77	4,951.50	4,518.60		3,371.67
2112-00-00 Band-Orh-Choir Fund-Inactive	0.00				0.00
2114-10-00 Band - MS	83.65	865.00	963.43		(14.78)
2120-10-00 Drama Club	11,428.01	7,499.50	6,424.58		12,502.93
2140-10-00 Chorus	2,701.09	704.00	60.00		3,345.09
2155-10-00 MS Orchestra	2,891.65		110.58		2,781.07
2210-00-00 Cafe 10A	506.87	340.00	384.99		461.88
2221-10-00 Art - MS	65.15				65.15
2225-10-00 Arts & Craft Club	0.00	336.00			336.00
2230-10-00 Beta Club	2,285.40	3,219.00	1,388.69		4,115.71
2330-10-00 Yearlong Spanish	23.96				23.96
2361-10-24 Washington DC 2024-Inactive	0.00				0.00
2361-10-25 Washington DC 2025-Inactive	0.00				0.00
2391-10-00 AVID	9,682.64	2,935.33	3,997.92		8,620.05
2400-00-00 PBIS	720.00	2,399.00	1,850.00		1,269.00
2560-20-00 Book Fair	0.00	5,426.55	5,345.00	(80.00)	1.55
2560-30-00 Library	2,340.98		2,340.98		0.00
2590-40-00 Relay for Life	0.00				0.00
2618-30-00 Random Act of Kindness - MS	314.22				314.22
2631-10-18 Washington DC 2018-Inactive	0.00				0.00
2631-10-19 Washington DC 2019-Inactive	0.00				0.00
2631-10-20 Washington DC 2020-Inactive	0.00				0.00
2631-10-21 Washington DC 2021-Inactive	0.00				0.00
2631-10-22 Washington DC 2022-Inactive	0.00				0.00
2631-10-23 Washington DC 2023-Inactive	0.00				0.00
2631-10-26 Washington DC 2026	0.00				0.00
2631-10-27 Washington DC 2027	6,562.66	8,637.21	15,174.83		25.04
2631-10-28 Washington DC 2028	510.00	6,692.44	2,997.50	(844.00)	3,360.94

ACCOUNT ANALYSIS REPORT - SUMMARY

Date Range: 7/1/2022 through 5/31/2023

Account Range: ALL

ACCOUNT # AND DESCRIPTION	BEG BALANCE	INCOME	EXPENSE	TRANSFERS	BALANCE
2631-10-29 Washington DC 2029	0.00	708.93		844.00	1,552.93
2635-10-00 Snowflake - Snowball	1,205.16	12,735.00	13,889.68		50.48
2666-00-00 MS Science	739.88				739.88
2667-00-00 MS Sports	366.59	1,012.25	921.04		457.80
2669-00-00 MS Yearbook	5,719.89	550.00			6,269.89
2676-30-00 Washington DC 2016-Inactive	0.00				0.00
2676-30-17 Washington DC 2017-Inactive	0.00				0.00
2699-10-00 Whip-Pur Bucks	162.61				162.61
3351-20-10 Cheerleading - MS	165.83				165.83
3850-20-00 Wrestling	227.63				227.63
3901-20-00 Volleyball - MS	0.00				0.00
4100-30-00 General	272.33	442.10	80.00	80.00	714.43
4200-10-10 MS PE	5,425.50				5,425.50
4250-30-00 Student Activity	1,971.16				1,971.16
5000-10-00 Kane County Cougars Outing	0.00				0.00
5000-50-50 D300 United	0.00				0.00
6000-00-00 Interest	115.80	2,434.98			2,550.78
Total Other Accounts	72,532.77	74,731.88	73,563.53	0.00	73,701.12

ACCOUNT ANALYSIS REPORT - SUMMARY

Date Range: 7/1/2022 through 5/31/2023

Account Range: ALL

ACCOUNT # AND DESCRIPTION	BEG BALANCE	INCOME	EXPENSE	TRANSFERS	BALANCE
Cash Accounts					
1000-00-00 Algonquin State Bank	0.00				0.00
1000-00-10 Harris - Checking	153,344.91	337,406.39	262,703.07		228,048.23
Total Cash Accounts	153,344.91	337,406.39	262,703.07	0.00	228,048.23
Other Accounts					
1000-10-10 Banking Corrections	0.00	411.55	449.78		(38.23)
2000-10-00 Student Council	20,801.58	48,489.00	41,556.90	556.63	28,290.31
2010-00-00 Class of 2010	0.00				0.00
2011-00-00 Class of 2011	0.00				0.00
2012-00-00 Class of 2012	0.00				0.00
2013-00-00 Class of 2013	0.00				0.00
2014-00-00 Class of 2014	0.00				0.00
2015-00-00 Class of 2015	0.00				0.00
2016-00-00 Class of 2016	156.84			(156.84)	0.00
2017-00-00 Class of 2017	0.00				0.00
2018-00-00 Class of 2018	38.22			(38.22)	0.00
2019-00-00 Class of 2019	118.70			(118.70)	0.00
2020-00-00 Class of 2020	2,774.12		2,774.12		0.00
2021-00-00 Class of 2021	52.39		7.55		44.84
2022-00-00 Class of 2022	11,262.85		42.00		11,220.85
2023-00-00 Class of 2023	1,848.62	21,737.25	12,996.13	(1,356.63)	9,233.11
2024-00-00 Class of 2024	1,161.54				1,161.54
2025-00-00 Class of 2025	526.09	1,580.39	24.00		2,082.48
2026-00-00 Class of 2026	0.00	4,116.01		47.98	4,163.99
2110-00-10 Prom	2,098.88	61,650.00	43,162.00	800.00	21,386.88
2110-10-00 Band	4.51	110.00	110.00		4.51
2120-10-00 Drama Club	4,540.94	9,028.00	6,580.69		6,988.25
2140-10-00 Choral	1,610.00	8,055.00	5,637.06		4,027.94
2150-30-00 Musical	0.00	7,504.19	1,249.28	(1,030.00)	5,224.91
2151-10-00 Tri-M	659.00				659.00
2151-10-10 Music Industry Club- MIC	822.65				822.65
2155-10-00 Orchestra	112.45				112.45
2210-10-00 Activist Club	85.88				85.88
2220-10-00 Art Club	1,850.87	95.00			1,945.87
2230-00-00 Black Allegiance Club	792.90		330.78		462.12
2249-10-00 Business Club	0.00				0.00
2251-20-00 Anime Club	0.00				0.00
2253-10-00 Conservation	809.01	410.00	319.23		899.78
2254-10-00 Woodshop	0.00				0.00
2256-10-00 DECA-CO-OP / CWE	10.73			(10.73)	0.00
2257-10-00 Paranormal Club	0.00				0.00
2258-10-00 Engineering Club	161.85				161.85
2259-10-00 Film Production	203.00				203.00
2263-10-00 Interact Club	3,820.87				3,820.87
2276-10-00 Field Trips	582.52		10.00		572.52
2281-10-00 Gold Rush	68.66				68.66
2310-10-00 French Club	251.80	801.00	852.44		200.36
2320-10-00 German Club	282.64				282.64
2330-10-00 Spanish Club	169.44				169.44
2330-20-00 World Language Department	1,347.38	1,624.00	2,654.01		317.37
2330-30-00 Spanish	0.00				0.00
2335-10-00 J Step	0.00	725.00	725.00		0.00
2340-10-10 Key Club	1,235.99	280.35	533.56		982.78
2370-10-00 FCCLA	79.42				79.42

ACCOUNT ANALYSIS REPORT - SUMMARY

Date Range: 7/1/2022 through 5/31/2023

Account Range: ALL

ACCOUNT # AND DESCRIPTION	BEG BALANCE	INCOME	EXPENSE	TRANSFERS	BALANCE
2375-10-00 Literacy Magazine	342.00			(342.00)	0.00
2380-10-00 Newspaper	1,649.10			(1,649.10)	0.00
2390-10-00 National Honor Society	3,075.17	4,893.26	2,940.30	(47.98)	4,980.15
2391-10-00 AVID	2,978.17	3,810.25	4,183.79		2,604.63
2393-10-00 PBIS	1,026.67	250.00	391.72		884.95
2398-00-00 Eagle Buddies	0.00				0.00
2399-00-00 Eagle Pride Advisory-Inactive	0.00				0.00
2400-10-00 Peer Mediation/SADD	102.95				102.95
2405-10-00 Debate Team	2,108.22	1,751.05	1,069.99	(46.00)	2,743.28
2406-10-00 DJ (Entertainment) Club	1,483.66	220.00	241.95		1,461.71
2408-10-00 GSA (Gay Straight Alliance)	547.86				547.86
2409-10-00 Hispanic Youth Alliance	75.00	349.00	84.68		339.32
2409-20-00 AAPIA-Asian Amer Pac Islander	145.54	230.95	216.94		159.55
2410-10-00 Knitting Club	20.00				20.00
2415-10-00 Science Club	1,732.87		1,076.12		656.75
2480-10-00 Yearbook	0.00				0.00
2580-10-00 Care For Cure	0.00				0.00
2590-40-00 Relay for Life	122.51				122.51
2618-10-00 JSI	933.03			(933.03)	0.00
2618-10-10 Operation Click	0.00				0.00
2618-30-00 Green Eagles	1,886.14	614.90	128.88		2,372.16
2618-30-10 High School Against Cancer	25.35				25.35
2630-10-00 Ski Club	510.00			(510.00)	0.00
2650-10-00 Bass Fishing Club	0.00				0.00
2660-10-00 Ping Pong Club	0.00				0.00
3000-10-00 Special Olympics	3,173.36	178.00			3,351.36
3001-00-00 Student Athletic Council	(146.52)				(146.52)
3100-20-20 Baseball	6,320.10	28,635.00	23,907.84		11,047.26
3150-20-10 Softball	6,167.51	1,353.00	3,652.35		3,868.16
3200-20-10 Girls Basketball	660.47	1,065.00	1,107.35		618.12
3200-20-20 Boys Basketball	4,111.08	2,465.00	5,014.15		1,561.93
3210-20-10 Bowling	227.95	390.00	334.98		282.97
3225-20-10 Ultimate Frisbee	0.00				0.00
3250-20-10 Dance Team	1,683.55	40,192.59	30,565.48		11,310.66
3275-00-00 Math Team	798.27				798.27
3300-20-10 Girls Soccer	94.97	730.00			824.97
3300-20-20 Boys Soccer	1,121.41	256.00			1,377.41
3350-20-10 Cheerleaders	11,306.55	14,568.76	21,381.21	46.00	4,540.10
3400-20-10 Girls Tennis	386.34				386.34
3400-20-20 Boys Tennis	2,007.80	954.54	1,415.80	129.25	1,675.79
3450-20-10 Girls Swimming	501.51				501.51
3450-20-20 Boys Swimming	114.47	477.85	352.97		239.35
3500-20-10 Girls Track & Field	392.57	6,358.77	3,765.27		2,986.07
3500-20-20 Boys Track	2,606.27	435.78	230.39		2,811.66
3600-20-10 Girls Golf	251.43	357.99	315.00		294.42
3600-20-20 Boys Golf	47.88				47.88
3650-20-10 Boys Lacrosse	1,648.46	5,211.00			6,859.46
3700-20-10 Football	3,253.94	38,016.72	23,927.21		17,343.45
3800-20-00 Cross Country	591.28	8,385.99	6,566.25	(129.25)	2,281.77
3840-20-00 Power Lifting	0.00				0.00
3850-20-00 Wrestling	1,932.93	2,027.01	1,931.20		2,028.74
3900-20-00 Volleyball	7,306.92		355.35		6,951.57
4100-30-00 General	932.98	33.99	4,122.25	4,788.62	1,633.34
4110-10-00 Eagle Minds Matter	428.00				428.00
4200-10-00 Eagle's Wings Food Pantry	14,009.75	5.19	400.00		13,614.94

ACCOUNT ANALYSIS REPORT - SUMMARY

Date Range: 7/1/2022 through 5/31/2023

Account Range: ALL

ACCOUNT # AND DESCRIPTION	BEG BALANCE	INCOME	EXPENSE	TRANSFERS	BALANCE
4300-30-00 Faculty Fund	0.00				0.00
4300-30-10 Eagle Pride Advisory Committee	200.55				200.55
4800-00-00 Guidance	0.00				0.00
5000-50-50 D300 United	0.00				0.00
6000-00-00 Interest	2,106.55	6,572.06	3,009.12		5,669.49
Total Other Accounts	153,344.91	337,406.39	262,703.07	0.00	228,048.23

ACCOUNT ANALYSIS REPORT - SUMMARY

Date Range: 7/1/2022 through 5/31/2023

Account Range: ALL

ACCOUNT # AND DESCRIPTION	BEG BALANCE	INCOME	EXPENSE	TRANSFERS	BALANCE
Cash Accounts					
1000-00-10 Harris - Checking	6,171.55	2,307.10	2,483.93		5,994.72
Total Cash Accounts	6,171.55	2,307.10	2,483.93	0.00	5,994.72
Other Accounts					
2019-00-00 Class of 2019 - Inactive	0.00				0.00
2020-00-00 Class of 2020 - Inactive	0.00				0.00
2021-00-00 Class of 2021 - Inactive	0.00				0.00
2022-00-00 Class of 2022 - Inactive	0.00				0.00
2023-00-00 Class of 2023 - Inactive	0.00				0.00
2024-00-00 Class of 2024 - Inactive	0.00				0.00
2025-00-00 Class of 2025 - Inactive	0.00				0.00
2026-00-00 Class of 2026 - Inactive	0.00				0.00
2027-00-00 Class of 2027	105.00			(105.00)	0.00
2028-00-00 Class of 2028	0.00				0.00
2029-00-00 Class of 2029	562.56		562.56		0.00
2030-00-00 Class of 2030	54.12				54.12
2031-00-00 Class of 2031	0.00	170.00			170.00
2032-00-00 Class of 2032	5.00	113.00			118.00
2033-00-00 Class of 2033	0.00				0.00
2034-00-00 Class of 2034	0.00	720.00	471.23		248.77
2035-00-00 Class of 2035	0.00				0.00
2590-40-00 Relay for Life	0.00				0.00
2631-10-00 Field Trip Grant Funds	94.47				94.47
3010-00-00 PE Club	979.88				979.88
3020-10-00 Leopards Chorus Club	1,837.67	60.00			1,897.67
3030-10-00 Band and Orchestra	109.50				109.50
3030-20-00 ILMEA	0.00				0.00
4100-30-00 Principal Discretionary Fund	1,509.14				1,509.14
4100-30-10 Water - Inactive	0.00				0.00
4300-30-00 Staff Account	0.00				0.00
4400-10-00 Karen Fitzsimmons Memorial	521.50		521.50		0.00
5010-00-10 Jump Rope for Heart	0.00	50.00			50.00
5020-00-00 Ned Show / Yo-yo-Inactive	0.00				0.00
5030-00-00 Kiva-Inactive	0.00				0.00
5030-10-00 Heavenly Hats-Inactive	0.00				0.00
5040-00-00 Kane County Cougars Reading	0.00				0.00
5100-00-00 Leopards Holiday Giving	0.00	1,000.00	928.64		71.36
5900-00-00 General	48.86			105.00	153.86
6000-00-00 Interest Income	343.85	194.10			537.95
Total Other Accounts	6,171.55	2,307.10	2,483.93	0.00	5,994.72

ACCOUNT ANALYSIS REPORT - SUMMARY

Date Range: 7/1/2022 through 5/31/2023

Account Range: ALL

ACCOUNT # AND DESCRIPTION	BEG BALANCE	INCOME	EXPENSE	TRANSFERS	BALANCE
Cash Accounts					
1000-00-10 Harris - Checking	20,064.93	32,356.26	30,759.40		21,661.79
Total Cash Accounts	20,064.93	32,356.26	30,759.40	0.00	21,661.79
Other Accounts					
1100-10-00 Bank Corrections	0.00				0.00
2001-10-10 PBIS (Student Council)	5,086.06	3,219.00	5,696.25	1,691.25	4,300.06
2016-00-30 Class of 2016- TO BE DELETED	0.00				0.00
2017-00-00 Class of 2017 TO BE DELETED	0.00				0.00
2018-00-00 Class of 2018-TO BE DELETED	0.00				0.00
2019-00-00 Class of 2019-TO BE DELETED	0.00				0.00
2020-00-00 Class of 2020 TO BE DELETED	0.00				0.00
2021-00-00 Class of 2021-Inactive	0.00				0.00
2022-00-00 Class of 2022-Inactive	0.00				0.00
2023-00-00 Class of 2023-Inactive	0.15				0.15
2024-00-00 Class of 2024-Inactive	0.00				0.00
2025-00-00 Class of 2025-Inactive	0.00				0.00
2026-00-00 Class of 2026-Inactive	0.00				0.00
2027-00-00 Class of 2027-Inactive	0.00				0.00
2028-00-00 Class of 2028-Inactive	112.59			(112.59)	0.00
2029-00-00 Class of 2029-Inactive	460.10			(460.10)	0.00
2030-00-00 Class of 2030	82.90	1,185.00	1,360.00	112.59	20.49
2031-00-00 Class of 2031	1,604.95	1,585.00	2,636.33		553.62
2032-00-00 Class of 2032	281.98	1,075.00	478.00		878.98
2033-00-00 Class of 2033	283.08	3,821.00	3,256.30		847.78
2034-00-00 Class of 2034	750.20	5,788.00	4,973.18		1,565.02
2035-00-00 Class of 2035	0.00	4,210.33	2,656.01	(452.90)	1,101.42
2110-10-00 Band	16.70				16.70
2120-00-00 Book Fair	9.49	8,912.91	7,628.10		1,294.30
2151-10-00 Music Club	5,647.43	264.50	200.48		5,711.45
2230-10-00 Beta Club	42.46				42.46
2270-10-00 Earth Club	754.19			(754.19)	0.00
2590-40-00 Relay for Life	0.00				0.00
2617-00-00 DareTo Be Rare - Inactive	0.00				0.00
2617-10-00 Man In Demand & Dare to be Rar	778.25			(778.25)	0.00
2618-30-00 Families in Need	160.41		56.00		104.41
2657-00-00 Family Night-Math Night	523.66		199.90	754.19	1,077.95
2657-10-00 Family Night-Reading Night	1,954.24	753.00	750.00		1,957.24
4100-30-00 Miscellaneous/General	292.68				292.68
4250-30-00 Student Incentive - Inactive	0.00				0.00
4300-30-00 Sunshine Fund	275.97	100.00	152.85		223.12
6000-00-00 Interest Income	947.44	1,442.52	716.00		1,673.96
Total Other Accounts	20,064.93	32,356.26	30,759.40	0.00	21,661.79

ACCOUNT ANALYSIS REPORT - SUMMARY

Date Range: 7/1/2022 through 5/31/2023

Account Range: ALL

ACCOUNT # AND DESCRIPTION	BEG BALANCE	INCOME	EXPENSE	TRANSFERS	BALANCE
Cash Accounts					
1000-00-00 DO NOT USE	0.00				0.00
1000-00-10 Harris - Checking	2,965.45	7,781.74	7,093.95		3,653.24
Total Cash Accounts	2,965.45	7,781.74	7,093.95	0.00	3,653.24
Other Accounts					
2018-00-00 Class of 2018-Inactive	0.00				0.00
2019-00-00 Class of 2019-Inactive	0.00				0.00
2020-00-00 Class of 2020-Inactive	0.00				0.00
2021-00-00 Class of 2021-Inactive	0.00				0.00
2022-00-00 Class of 2022-Inactive	0.00				0.00
2023-00-00 Class of 2023-Inactive	0.00				0.00
2024-00-00 Class of 2024-Inactive	0.00				0.00
2025-00-00 Class of 2025-Inactive	0.00				0.00
2026-00-00 Class of 2026-Inactive	0.00				0.00
2027-00-00 Class of 2027-Inactive	0.00				0.00
2028-00-00 Class of 2028-Inactive	0.00				0.00
2029-00-00 Class of 2029-Inactive	31.49			(31.49)	0.00
2030-00-00 Class of 2030	282.29				282.29
2031-00-00 Class of 2031	67.16	763.00	756.00		74.16
2032-00-00 Class of 2032	17.00				17.00
2033-00-00 Class of 2033	0.00				0.00
2034-00-00 Class of 2034	0.00				0.00
2035-00-00 Class of 2035	0.00				0.00
205A-00-00 5th Grade - A-Inactive	0.00				0.00
2100-10-00 Dual Language Activities	0.00	40.00			40.00
2276-10-00 Field Trips	100.97				100.97
2410-00-00 Bookfair	0.00	6,359.74	6,337.95		21.79
2482-10-00 Yearbook	279.98				279.98
2590-40-00 Relay for Life	65.50				65.50
2618-40-00 Disaster Relief	0.00				0.00
3200-10-00 PBIS	0.00				0.00
4100-30-00 General	1,170.87			31.49	1,202.36
4200-00-00 Liberty Chorus	19.70				19.70
4300-10-00 Jump Rope For Heart	0.00				0.00
4300-20-00 Kids Heart Challenge	0.00	500.00			500.00
4400-00-00 Reach for the Stars	0.00				0.00
5000-10-00 Student Assistance Account	725.98				725.98
6000-00-00 Interest Income	204.51	119.00			323.51
Total Other Accounts	2,965.45	7,781.74	7,093.95	0.00	3,653.24

ACCOUNT ANALYSIS REPORT - SUMMARY

Date Range: 7/1/2022 through 5/31/2023

Account Range: ALL

ACCOUNT # AND DESCRIPTION	BEG BALANCE	INCOME	EXPENSE	TRANSFERS	BALANCE
Cash Accounts					
1000-00-10 Harris - Checking	4,843.33	18,592.18	13,630.58		9,804.93
Total Cash Accounts	4,843.33	18,592.18	13,630.58	0.00	9,804.93
Other Accounts					
200M-00-00 Special Ed - A	0.00				0.00
200N-00-00 Special Ed-B	0.00				0.00
2016-00-00 Class of 2016	0.00				0.00
2017-00-00 Class of 2017	0.00				0.00
2018-00-00 Class of 2018	0.00				0.00
2019-00-00 Class of 2019	0.00				0.00
2020-00-00 Class of 2020	0.00				0.00
2021-00-00 Class of 2021	0.00				0.00
2022-00-00 Class of 2022	0.00				0.00
2023-00-00 Class of 2023	0.00				0.00
2024-00-00 Class of 2024	0.00				0.00
2025-00-00 Class of 2025	43.50				43.50
2026-00-00 Class of 2026	0.00				0.00
2027-00-00 Class of 2027	0.00				0.00
2028-00-00 Class of 2028	0.00				0.00
2029-00-00 Class of 2029	38.27				38.27
2030-00-00 Class of 2030	0.00	2,260.60	2,138.40		122.20
2031-00-00 Class of 2031	80.00				80.00
2032-00-00 Class of 2032	0.00	1,170.00	436.00		734.00
2033-00-00 Class of 2033	0.00	1,850.00			1,850.00
2034-00-00 Class of 2034	0.00	1,092.00	963.12		128.88
2035-00-00 Class 2035	0.00	235.00			235.00
2100-00-00 Field Trips	0.00				0.00
2151-10-00 Music Dept.	0.00				0.00
2210-00-00 Animal Shelter Fundraiser	0.00	1,000.50	1,000.00		0.50
2510-00-00 Scholastic Book Fair/Follett	73.67	1,680.48	1,514.13	(150.00)	90.02
2560-30-00 Library Books	0.00				0.00
2590-40-00 Relay for Life	0.00				0.00
3100-00-00 Yearbook	2,093.82	3,460.00	2,328.00	40.00	3,265.82
4100-00-00 Artworks Program	2,000.00		737.50		1,262.50
4100-20-00 Book Club	0.00				0.00
4100-30-00 General	304.64		242.58	150.00	212.06
4250-30-00 Student Activity-Inactive	0.00				0.00
4300-10-00 Staff Spiritwear	91.44	2,089.00	825.73	(40.00)	1,314.71
4300-20-00 Sunshine	0.00	3,434.21	3,255.30		178.91
6000-00-00 Interest Income	117.99	320.39	189.82		248.56
6010-10-00 Bank Errors - Reconciling Item	0.00				0.00
Total Other Accounts	4,843.33	18,592.18	13,630.58	0.00	9,804.93

ACCOUNT ANALYSIS REPORT - SUMMARY

Date Range: 7/1/2022 through 5/31/2023

Account Range: ALL

ACCOUNT # AND DESCRIPTION	BEG BALANCE	INCOME	EXPENSE	TRANSFERS	BALANCE
Cash Accounts					
1000-00-10 Harris - Checking	1,584.47	12,083.31	11,534.12		2,133.66
Total Cash Accounts	1,584.47	12,083.31	11,534.12	0.00	2,133.66
Other Accounts					
2021-00-00 Class of 2021	0.00				0.00
2022-00-00 Class of 2022	0.00				0.00
2023-00-00 Class of 2023	0.00				0.00
2024-00-00 Class of 2024	0.00				0.00
2025-00-00 Class of 2025	0.00				0.00
2026-00-00 Class of 2026	0.00				0.00
2027-00-00 Class of 2027	0.00				0.00
2028-00-00 Class of 2028	0.00				0.00
2590-30-00 Girls on the Run	69.01				69.01
2590-40-00 Relay for Life	0.00				0.00
2600-10-00 Robert Chaney-Inactive	0.00				0.00
3000-10-00 McDonald Fundraiser	0.00				0.00
4100-30-00 General	647.56		80.00		567.56
4250-20-00 Student Spiritwear	0.00				0.00
4250-30-00 Staff Spirit Wear	6.48				6.48
4300-30-00 Social Fund	558.19	623.00	1,001.82		179.37
4400-10-00 Scholastic Book Fair	0.00	10,553.50	10,452.30		101.20
4400-20-00 Follett Book Fair-Inactive	0.00				0.00
4400-30-00 Anderson's Book Fair	0.00				0.00
5000-10-00 Yearbook	299.42	810.00			1,109.42
6000-00-00 Interest Income	3.81	96.81			100.62
Total Other Accounts	1,584.47	12,083.31	11,534.12	0.00	2,133.66

ACCOUNT ANALYSIS REPORT - SUMMARY

Date Range: 7/1/2022 through 5/31/2023

Account Range: ALL

ACCOUNT # AND DESCRIPTION	BEG BALANCE	INCOME	EXPENSE	TRANSFERS	BALANCE
Cash Accounts					
1000-00-10 Harris - Checking	2,471.84	3,260.30	2,467.48		3,264.66
Total Cash Accounts	2,471.84	3,260.30	2,467.48	0.00	3,264.66
Other Accounts					
2018-00-00 Class of 2018-Inactive	0.00				0.00
2019-00-00 Class of 2019-Inactive	0.00				0.00
2020-00-00 Class of 2020-Inactive	0.00				0.00
2021-00-00 Class of 2021-Inactive	0.00				0.00
2022-00-00 Class of 2022-Inactive	0.00				0.00
2023-00-00 Class of 2023-Inactive	0.00				0.00
2024-00-00 Class of 2024-Inactive	0.00				0.00
2025-00-00 Class of 2025-Inactive	0.00				0.00
2025-10-00 Class of 2025-LEAP-Inactive	0.00				0.00
2026-00-00 Class of 2026-Inactive	0.00				0.00
2027-00-00 Class of 2027-Inactive	0.00				0.00
2028-00-00 Class of 2028-Inactive	0.00				0.00
2029-00-00 Class of 2029-Inactive	0.00				0.00
2030-00-00 Class of 2030	0.10	462.00			462.10
2031-00-00 Class of 2031	245.90				245.90
2032-00-00 Class of 2032	192.00				192.00
2033-00-00 Class of 2033	0.00	825.00	732.84		92.16
2034-00-00 Class of 2034	0.00	1,830.00	1,684.64		145.36
2035-00-00 Class of 2035	0.00				0.00
20CC-00-00 Cross Categorical-Inactive	0.00				0.00
2151-10-00 Choir-Inactive	0.00				0.00
2151-20-00 Music	0.00	50.00	50.00		0.00
2160-00-00 Literacy-Inactive	0.00				0.00
2560-30-00 Media	0.00				0.00
2590-40-00 Relay for Life-Inactive	0.00				0.00
3000-20-00 After School Rec-Inactive	0.00				0.00
3500-10-00 PBIS-Inactive	0.00				0.00
3500-20-00 Student Council-Inactive	0.00				0.00
4100-30-00 General	2,000.31				2,000.31
4200-00-00 Staff Casual Charity-Inactive	0.00				0.00
5000-50-50 D300 United	0.00				0.00
5100-10-00 Neubert Social Commi-Inactive	0.00				0.00
6000-00-00 Interest Income	33.53	93.30			126.83
Total Other Accounts	2,471.84	3,260.30	2,467.48	0.00	3,264.66

ACCOUNT ANALYSIS REPORT - SUMMARY

Date Range: 7/1/2022 through 5/31/2023

Account Range: ALL

ACCOUNT # AND DESCRIPTION	BEG BALANCE	INCOME	EXPENSE	TRANSFERS	BALANCE
Cash Accounts					
1000-00-10 Harris - Checking	4,234.74	2,606.15	156.00		6,684.89
Total Cash Accounts	4,234.74	2,606.15	156.00	0.00	6,684.89
Other Accounts					
2000-30-00 Student Council	0.00				0.00
200A-00-00 Kindergarten-Inactive	0.00				0.00
200M-00-00 Special ED - Instruct. Primary	0.00				0.00
2020-00-00 Class of 2020	0.00				0.00
2021-00-00 Class of 2021	0.00				0.00
2022-00-00 Class of 2022	0.00				0.00
2023-00-00 Class of 2023	0.00				0.00
2024-00-00 Class of 2024	0.00				0.00
2025-00-00 Class of 2025	0.00				0.00
2026-00-00 Class of 2026	0.00				0.00
2027-00-00 Class of 2027	0.00				0.00
2028-00-00 Class of 2028	0.00				0.00
2029-00-00 Class of 2029	0.00				0.00
2030-00-00 Class of 2030	117.00				117.00
2031-00-00 Class of 2031	0.00				0.00
2032-00-00 Class of 2032	0.00				0.00
2033-00-00 Class of 2033	0.00				0.00
2034-00-00 Class of 2034	0.00				0.00
2035-00-00 Class of 2035	0.00	172.00	156.00		16.00
2590-40-00 Relay for Life	1,248.02				1,248.02
2618-40-10 Jump Rope for Heart	0.00				0.00
4100-00-00 PBIS	1,752.06	2,260.75			4,012.81
4150-00-00 Math Night	108.00				108.00
4200-00-00 Picture Comm Misc-Inactive	0.00				0.00
4260-00-00 Playground Funds	0.00				0.00
4300-00-00 General Fund	644.40				644.40
5010-00-00 School Fundraisers	0.00				0.00
5020-10-00 Tiger Fundraiser	0.00				0.00
5030-10-00 School Store	269.06				269.06
5500-00-00 Staff Social Account	1.36				1.36
6000-00-00 Interest Income	94.84	173.40			268.24
6100-00-00 Banking Corrections	0.00				0.00
Total Other Accounts	4,234.74	2,606.15	156.00	0.00	6,684.89

ACCOUNT ANALYSIS REPORT - SUMMARY

Date Range: 7/1/2022 through 5/31/2023

Account Range: ALL

ACCOUNT # AND DESCRIPTION	BEG BALANCE	INCOME	EXPENSE	TRANSFERS	BALANCE
Cash Accounts					
1000-00-10 Harris - Checking	8,839.36	2,697.44	822.26		10,714.54
Total Cash Accounts	8,839.36	2,697.44	822.26	0.00	10,714.54
Other Accounts					
2014-10-00 Kindergarten Grade Level Funds	576.89	86.50	70.66		592.73
2014-10-01 1st Grade Level Funds	190.01				190.01
2014-10-02 2nd Grade Level Funds	2.32				2.32
2014-10-03 3rd Grade Level Funds	253.36				253.36
2014-10-04 4th Grade Level Funds	1,077.08				1,077.08
2014-10-05 5th Grade Level Funds	818.86				818.86
2014-10-06 Preschool Grade Level Funds	0.00				0.00
2017-00-00 Class of 2017 - Inactive	0.00				0.00
2020-00-00 Class of 2020 - Inactive	0.00				0.00
2021-00-00 Class of 2021 - Inactive	0.00				0.00
2022-00-00 Class of 2022 - Inactive	0.00				0.00
2023-00-00 Class of 2023 - Inactive	0.00				0.00
2024-00-00 Class of 2024 - Inactive	0.00				0.00
2025-00-00 Class of 2025 - Inactive	0.00				0.00
2026-00-00 Class of 2026 - Inactive	0.00				0.00
2027-00-00 Class of 2027 - Inactive	0.00				0.00
2028-00-00 Class of 2028 - Inactive	0.00				0.00
2029-00-00 Class of 2029	0.45				0.45
2030-00-00 Class of 2030	20.00				20.00
2031-00-00 Class of 2031	111.00				111.00
2032-00-00 Class of 2032	88.00				88.00
2033-00-00 Class of 2033	0.00				0.00
2034-00-00 Class of 2034	0.00				0.00
2035-00-00 Class of 2035	0.00				0.00
2151-10-00 Music Dept.	0.00				0.00
2152-10-00 Choir	0.00				0.00
2590-40-00 Relay for Life	0.00				0.00
3010-00-00 We Act Fundraiser	806.69				806.69
3100-00-00 Spiritwear (PBIS)	801.15				801.15
3200-00-00 Media Center	91.70				91.70
3300-10-00 Student Council	258.18				258.18
3300-20-00 Perry Fundraising	1,671.03	1,577.30	211.60		3,036.73
3310-10-00 Girls On The Run	337.00				337.00
3350-00-00 Kane County Cougars Grant	391.87				391.87
4100-30-00 General	258.85	662.86	540.00		381.71
4200-00-00 Perry Teacher Social Account	756.70	75.00			831.70
4300-00-00 Retired Teacher Fund	324.65				324.65
6000-00-00 Interest Income	3.57	295.78			299.35
Total Other Accounts	8,839.36	2,697.44	822.26	0.00	10,714.54

ACCOUNT ANALYSIS REPORT - SUMMARY

Date Range: 7/1/2022 through 5/31/2023

Account Range: ALL

ACCOUNT # AND DESCRIPTION	BEG BALANCE	INCOME	EXPENSE	TRANSFERS	BALANCE
Cash Accounts					
1000-00-10 Harris - Checking	699.23	5,775.94	4,719.73		1,755.44
Total Cash Accounts	699.23	5,775.94	4,719.73	0.00	1,755.44
Other Accounts					
2019-00-00 Class of 2019	0.00				0.00
201A-00-00 1st Grade	0.00				0.00
2020-00-00 Class of 2020	0.00				0.00
2021-00-00 Class of 2021	0.00				0.00
2022-00-00 Class of 2022	0.00				0.00
2023-00-00 Class of 2023	0.00				0.00
2024-00-00 Class of 2024	0.00				0.00
2025-00-00 Class of 2025	0.00				0.00
2026-00-00 Class of 2026	0.00				0.00
2027-00-00 Class of 2027	0.00				0.00
2028-00-00 Class of 2028	0.00				0.00
2029-00-00 Class of 2029	296.74		296.74		0.00
2030-00-00 Class of 2030 - 5th Grade	123.16	2,115.00	1,916.04		322.12
2031-00-00 Class of 2031 - 4th Grade	0.00	1,335.00	1,166.23		168.77
2032-00-00 Class of 2032 - 3rd Grade	0.00				0.00
2033-00-00 Class of 2033 - 2nd Grade	0.00	1,130.00	438.00		692.00
2034-00-00 Class of 2034 - 1st Grade	0.00	1,170.00	853.72		316.28
2035-00-00 Class of 2035 - Kindergarten	0.00				0.00
2151-10-00 Music Dept./ILMEA	0.00				0.00
2274-10-00 5th Grade Lunch Bunch	0.00				0.00
2275-10-00 5th Grade Outdoor Education	0.00				0.00
2560-30-00 Library - Birthday Books	0.08				0.08
2590-40-00 Relay for Life	0.00				0.00
2590-50-00 Veteran Day's Activity	0.00				0.00
4100-30-00 Principal Discretionary	64.97		49.00		15.97
4250-30-00 Student Activity	0.00				0.00
5000-50-50 D300 United	0.00				0.00
6000-00-00 Interest Income	216.28	25.94			242.22
6000-10-00 Bank Corrections	(2.00)				(2.00)
Total Other Accounts	699.23	5,775.94	4,719.73	0.00	1,755.44

ACCOUNT ANALYSIS REPORT - SUMMARY

Date Range: 7/1/2022 through 5/31/2023

Account Range: ALL

ACCOUNT # AND DESCRIPTION	BEG BALANCE	INCOME	EXPENSE	TRANSFERS	BALANCE
Cash Accounts					
1000-00-10 Harris - Checking	48,067.06	79,282.88	87,824.97		39,524.97
Total Cash Accounts	48,067.06	79,282.88	87,824.97	0.00	39,524.97
Other Accounts					
2000-10-00 Student Council	3,959.47	12,440.95	17,976.68	2,440.90	864.64
200A-00-00 Kindergarten-Inactive	0.00				0.00
2013-00-30 Class of 2013-C-Inactive	0.00				0.00
2014-00-20 Class of 2014-B-Inactive	0.00				0.00
2015-00-10 Class of 2015-A-Inactive	0.00				0.00
2015-00-20 Class of 2015-B-Inactive	0.00				0.00
2016-00-10 Class of 2016-A-Inactive	0.00				0.00
2016-00-20 Class of 2016-B-Inactive	0.00				0.00
2016-00-30 Class of 2016-C-Inactive	0.00				0.00
2017-00-10 Class of 2017-A-Inactive	0.00				0.00
2017-00-20 Class of 2017-B-Inactive	0.00				0.00
2017-00-30 Class of 2017-C-Inactive	0.00				0.00
2018-00-00 Class of 2018A-Inactive	0.00				0.00
2018-00-10 Class of 2018B-Inactive	0.00				0.00
2018-00-20 Class of 2018C-Inactive	0.00				0.00
2019-00-00 Class of 2019-Inactive	0.00				0.00
2019-00-10 Class of 2019A-Inactive	0.00				0.00
2019-00-20 Class of 2019B-Inactive	0.00				0.00
2019-00-30 Class of 2019C-Inactive	0.00				0.00
2020-00-00 Class of 2020-Inactive	0.00				0.00
2020-00-10 Class of 2020A-Inactive	0.00				0.00
2020-00-20 Class of 2020B-Inactive	0.00				0.00
2021-00-00 Class of 2021-Inactive	0.00				0.00
2021-00-10 Class of 2021-A-Inactive	0.00				0.00
2021-00-20 Class of 2021-B-Inactive	0.00				0.00
2022-00-00 Class of 2022-A	0.00				0.00
2022-00-20 Class of 2022-B	0.00				0.00
2023-00-00 Class of 2023-Inactive	0.00				0.00
2023-10-10 Class of 2023-A	0.00				0.00
2023-20-00 Class of 2023-B	0.00				0.00
2024-00-00 Class of 2024-A	0.00				0.00
2024-00-10 Class of 2024-B	0.00				0.00
2025-00-00 Class of 2025	0.00				0.00
2025-00-10 Class of 2025-A	0.00				0.00
2025-00-20 Class of 2025-B	0.00				0.00
2026-00-00 Class of 2026-A	156.39		156.39		0.00
2026-10-00 Class of 2026-B	3,774.21		3,774.21		0.00
2027-00-00 Class of 2027-A	580.49				580.49
2027-10-00 Class of 2027-B	478.33				478.33
2028-00-00 Class of 2028-A	21.23				21.23
2028-10-00 Class of 2028-B	0.00				0.00
2029-00-00 Class of 2029-A	90.57	1,707.47	1,030.66	(359.51)	407.87
2029-10-00 Class of 2029-B	0.00	281.28	375.65	502.25	407.88
2030-00-00 Class of 2030	0.43	5,997.00	5,646.72		350.71
2031-00-00 Class of 2031	3.00	2,349.00	2,352.00		0.00
2032-00-00 Class of 2032	128.66	1,042.50	895.50		275.66
2033-00-00 Class of 2033	0.00	2,413.00	1,826.44		586.56
2034-00-00 Class of 2034	0.00	767.00	754.85	7.00	19.15
2035-00-00 Class of 2035	0.00	650.00	650.00		0.00
2036-00-00 Class of 2036	0.00				0.00

ACCOUNT ANALYSIS REPORT - SUMMARY

Date Range: 7/1/2022 through 5/31/2023

Account Range: ALL

ACCOUNT # AND DESCRIPTION	BEG BALANCE	INCOME	EXPENSE	TRANSFERS	BALANCE
2115-00-00 Music - Elementary	750.07	170.00	60.00		860.07
2150-30-00 Musicals	8,683.26	3,703.75	6,877.02	(152.74)	5,357.25
2151-10-00 Music Dept.	874.14	11,133.35	10,774.31	10.00	1,243.18
2155-10-00 Orchestra-Inactive	0.00				0.00
2160-10-00 Orchestra - Fifth Grade	0.00				0.00
2220-10-00 Art Club	363.79	280.00			643.79
2230-10-00 Beta Club	9,606.74	18,241.50	22,150.96	(2,440.90)	3,256.38
2235-00-00 Crochet Club	0.00	125.00	125.00		0.00
2276-10-00 Field Trips	534.77		246.00	(7.00)	281.77
2340-10-00 Spelling Bee	46.03				46.03
2350-00-00 Battle of the Books	0.00				0.00
2391-10-00 AVID	3,723.28	248.52	720.71		3,251.09
2392-10-00 HANDS Club	0.06				0.06
2392-20-00 Pawsitivity Pack	0.00	2,724.00	800.00		1,924.00
2393-10-00 PBIS Middle School	465.81	2,203.01	2,463.49		205.33
2393-20-00 PBIS Elementary	1,037.95	1,222.00	569.34		1,690.61
2481-10-00 Yearbook - MS	6,263.28	275.00			6,538.28
2482-10-00 Yearbook - ELE	763.39	40.00			803.39
2560-30-00 Birthday Book Club	3.74	111.08	111.08		3.74
2560-40-00 Library-Book Fair	216.83	7,769.66	4,756.97		3,229.52
2590-10-00 Boys Basketball Lions Club	0.66				0.66
2590-20-00 Girls Basketball Lions Club	58.02	435.00	456.10		36.92
2590-40-00 Relay for Life	0.00				0.00
2631-10-00 Washington D.C. Trip-Inactive	0.00				0.00
2640-30-00 Science Fair	164.46				164.46
2660-00-00 Math Club	0.86				0.86
2668-00-00 Track	10.68				10.68
3250-20-10 Poms	465.42				465.42
3251-20-10 Intramural Poms-Inactive	0.00				0.00
3350-20-10 Cheerleading	1,023.60				1,023.60
3351-20-10 Intramural Cheer-Inactive	0.00				0.00
3710-10-00 Ultimate Frisbee-Inactive	0.00				0.00
3830-00-00 Basketball - Girls	16.00				16.00
3840-00-00 Basketball - Boys	0.00				0.00
3850-20-00 Wrestling	142.55				142.55
3900-20-00 Volleyball	0.50				0.50
4100-30-00 General	813.63	1,270.00	1,664.97		418.66
4105-30-00 Student Assistance Account	1,649.32		398.34		1,250.98
4400-30-00 PE - MS	14.52				14.52
4401-30-00 PE - Elementary	243.09				243.09
4480-30-00 Barb Dubow Wal-Mart	172.80				172.80
5100-00-00 D300 Honors Band Concert-Inact	0.00				0.00
5200-10-00 Red Cross/Tornado Relief	0.00				0.00
5500-10-00 Bank Correction	0.00				0.00
6000-00-00 Interest Income	765.03	1,682.81	211.58		2,236.26
Total Other Accounts	48,067.06	79,282.88	87,824.97	0.00	39,524.97

COMMUNITY UNIT SCHOOL DISTRICT 300

HUMAN RESOURCES REPORT

July 18, 2023

Page 1

ADMINISTRATORS

1. Recommend the following be employed by Community Unit School District 300 for the **2023 - 2024** school year and be compensated according to the Certified Administrators' and Supervisory Staff Compensation & Benefits Handbook:

Name	Position	Location	Annual Salary	Effective
Ahlstedt, Carrie	Assistant Principal	Wright Elementary School	\$91,722	July 1, 2023
Delgado, Xenia	Coordinator of English Learners	Central Office	\$96,705	July 1, 2023
Murphy, Jessica	Assistant Principal	Hampshire Middle School	\$91,385	July 1, 2023
Roediger, Sara	Dean	Jacobs High School	\$78,089	July 1, 2023
Woodbury, Nicole	Assistant Principal	Westfield Community School	\$109,211	August 4, 2023

RESIGNATION - ADMINISTRATORS

None

RETIREMENT – ADMINISTRATORS

None

CERTIFIED PERSONNEL

1. Recommend the following be employed by Community Unit School District 300 for the **2023-2024** school year and be compensated according to the LEAD negotiated agreement:

Name	Position	Location	FTE	Salary	Type
Adamczyk, Laura	Cross Categorical	Hampshire High School	1.0	MA Step D	Replacement
Cohn, Jennifer	1st Grade	Parkview Elementary School	1.0	MA Step A	Replacement
Colletti, Anna	Guidance Counselor	Dundee-Crown High School	1.0	M30 Step A	Replacement
Deleo, Gianna	6th Grade Language Arts (.8) & 6th Grade Social Studies (.2)	Hampshire Middle School	1.0	BA Step A	Replacement

Leave of absence requests are attached separately for Board of Education approval.

COMMUNITY UNIT SCHOOL DISTRICT 300

HUMAN RESOURCES REPORT

July 18, 2023

Page 2

Name	Position	Location	FTE	Salary	Type
Dietz, Grant	Cross Categorical	Hampshire High School	1.0	MA Step J	Replacement
Donnawell, Jacquelyn	6th Grade Language Arts - ESL	Carpentersville Middle School	1.0	BA Step A	Replacement
Frey, B. Brandon	Cross Categorical	Carpentersville Middle School	1.0	MA Step C	Replacement
Haak, Shane	Physical Education	Hampshire High School	1.0	BA Step A	Replacement
Hemani, Farida	Cross Categorical	Carpentersville Middle School	1.0	MA Step A	Replacement
Hynes, Kaitlin	Cross Categorical	Carpentersville Middle School	1.0	MA Step B	Replacement
Incrocci, Alyssa	Family & Consumer Science	Hampshire High School	1.0	BA Step A	Replacement
Kapfer, Madeline	ELA Interventionist	Algonquin Middle School	1.0	MA Step A	Replacement
Lopez, Abigail	5th Grade	Parkview Elementary School	1.0	BA Step A	Replacement
Parker, Abigail	Emotional Disorder	Dundee Middle School	1.0	BA Step D	Replacement
Pitones, Maritza	6th Grade Social Studies (.83) & ELA Interventionist (.17)	Carpentersville Middle School	1.0	BA Step A	Replacement
Ryza, Kylie	5th Grade	Parkview Elementary School	1.0	BA Step A	Replacement
Schwarz, Melissa	Business	Hampshire High School	1.0	BA Step A	Replacement
Sturwold, Lauren	7th Grade Language Arts - ESL	Carpentersville Middle School	1.0	MA Step A	Replacement
Swiech, Olivia	7th Grade Language Arts - ESL	Carpentersville Middle School	1.0	BA Step A	Replacement
Taxon, Alexandria	Vocal Music	Carpentersville Middle School	1.0	BA Step A	Replacement
Turner, Jessica	ELA Interventionist	Jacobs High School	1.0	BA Step A	Replacement
Vandergrift, Brittany	7th Grade Social Studies	Carpentersville Middle School	1.0	BA Step A	Replacement

Leave of absence requests are attached separately for Board of Education approval.

COMMUNITY UNIT SCHOOL DISTRICT 300

HUMAN RESOURCES REPORT

July 18, 2023

Page 3

OTHER EMPLOYMENT – CERTIFIED PERSONNEL

1. Recommend the following employees be approved for **third year probationary contracts** for the 2023-2024 school year:

Gonzalez	Priscilla	Golfview Elementary School
Ocampo	Jessica	Westfield Community School
Schaller	Kaley	Liberty Elementary School

2. Recommend the following employees be approved for **fourth year probationary contracts** for the 2023-2024 school year:

Ahsmann	Jackie	Neubert Elementary School
Cosgrove	Michael	Jacobs High School
Smith	Hannah	Hampshire Middle School

RESIGNATION – CERTIFIED PERSONNEL

1. Recommend approval of the following letters of resignation:

Name	Position	Location	Effective
Astacio, Constance	School Nurse (Certified)	Lakewood Elementary School	End of the 2022-2023 school year
Johnson, Staci	4th Grade	Big Timber Elementary School	End of the 2022-2023 school year
Kile, Erica	ELA Instructional Coach	District Locations	End of the 2022-2023 school year
Mead, Amanda	Guidance Counselor	Carpentersville Middle School	June 8, 2023
Meredith, Laura	Social Studies	Dundee-Crown High School	End of the 2022-2023 school year
Ortiz, Angelica	School Social Worker	Neubert Elementary School	End of the 2022-2023 school year
Paradise, Gretchen	2nd Grade	Lincoln Prairie Elementary School	End of the 2022-2023 school year
Podgorski, Kelsey	Spanish	Hampshire High School	End of the 2022-2023 school year
Reining, Kathleen	Speech & Language Pathologist	deLacey Family Education Center	End of the 2022-2023 school year
Rosales, Mati	Pre-School For All - Bilingual	deLacey Family Education Center	End of the 2022-2023 school year

Leave of absence requests are attached separately for Board of Education approval.

COMMUNITY UNIT SCHOOL DISTRICT 300

HUMAN RESOURCES REPORT

July 18, 2023

Page 4

OTHER RESIGNATION – CERTIFIED PERSONNEL

None

RETIREMENT – CERTIFIED PERSONNEL

None

SUPERVISOR/MANAGER – EDUCATIONAL SUPPORT PERSONNEL

None

RESIGNATION – SUPERVISOR/MANAGER EDUCATIONAL SUPPORT PERSONNEL

None

RETIREMENT – SUPERVISOR/MANAGER EDUCATIONAL SUPPORT PERSONNEL

None

EDUCATIONAL SUPPORT PERSONNEL

1. Recommend employment of the following educational support personnel:

Name	Position	Location	Hourly Rate	Type
Diaz Dominguez, Ramiro	Night Custodian	Hampshire High School	\$17.94	Replacement
Garcia, Cecilia	Secretary - Registrar	Dundee Middle School	\$19.02	Replacement
Gordon, Matthew	District Custodian	Buildings & Grounds	\$17.94	Replacement
Olvera, Mandy	Principal's Secretary	Hampshire Middle School	\$20.16	Replacement
Van Zyl, Laurel	Secretary - Registrar	Hampshire High School	\$19.02	Replacement

RESIGNATION – EDUCATIONAL SUPPORT PERSONNEL

1. Recommend approval of the following letters of resignation:

Name	Position	Location	Effective
Davis, Ellen	Secretary - Registrar	Hampshire High School	June 30, 2023

Leave of absence requests are attached separately for Board of Education approval.

COMMUNITY UNIT SCHOOL DISTRICT 300

HUMAN RESOURCES REPORT

July 18, 2023

Page 5

Name	Position	Location	Effective
Kieser, Ashley	District Nurse (Non-Certified)	District Locations	May 26, 2023
Valenzuela, Rodolfo	Night Custodian	Westfield Community School	July 14, 2023
Vivanco, Lorena	Principal's Secretary	Lake In The Hills Elementary School	July 28, 2023

2. Recommend approval of the following request to rescind resignation:

Name	Position	Location	Effective
Caldera Dorado, Eugenia	Paraeducator	deLacey Family Education Center	June 30, 2023

DISMISSAL – EDUCATIONAL SUPPORT PERSONNEL

None

RETIREMENT – EDUCATIONAL SUPPORT PERSONNEL

None

COACHING/VOLUNTEER – EDUCATIONAL SUPPORT PERSONNEL

1. Recommend approval of the following support personnel:

Name	Position	Location
Chally, Brittany	Band Volunteer	Dundee Crown High School
Haak, Shane	Head Football Coach	Hampshire High School
Klotz, Lindsey	Color Guard & Marching Band Volunteer	Jacobs High School
Streit, Todd	Varsity Football Volunteer	Hampshire High School

Leave of absence requests are attached separately for Board of Education approval.

COMMUNITY UNIT SCHOOL DISTRICT 300

HUMAN RESOURCES REPORT

July 18, 2023

Page 6

DISTRICT POSITION TRANSFERS

1. Recommend position transfers of the following personnel:

Current Class	Name	Current Position	Current Location	New Class	New Position	CBA/ Handbook	Lane-Step	New Location	Effective Date
DESA	Castillo-Pasillas, Norma	Paraeducator	DHES	DESPA	Secretary - Registrar	DESPA	B, 1	Same	July 10, 2023
ADMIN	Gilleland, Alyssa	Coordinator of Professional Development	CO	Same	Director of Learning & Instructional Design	Same	D, 1	Same	July 1, 2023
ADMIN	Herb, Jeffrey	Assistant Superintendent of Teaching & Learning Elementary & Middle Schools	CO	Same	Associate Superintendent of Leadership & Schools	Same	BB, 4	Same	July 1, 2023
DESA	Jimenez, Ermina	Paraeducator	LES	DESPA	Family School Liaison (10 month)	DESPA	D, 1	DFEC	August 10, 2023
ADMIN	Mainolfi, Kellie	Coordinator of Student Services	CO	Same	Director of Employee Relations & Recruitment	Same	D, 1	Same	July 17, 2023
ADMIN	Mason, Deborah	Director of Transportation	CO	Same	Director of Transportation & Food Services	Same	E,5	Same	July 1, 2023
ADMIN	McGinn, Anthony	Chief of Communications	CO	Same	Chief of Communications & Stakeholder Engagement	Same	B, 4	Same	July 1, 2023
ADMIN	Nowak, David	Coordinator of Alternative Programming	CO	Same	Director of 504 Plans & Alternative Planning	Same	D,1	Same	July 1, 2023
NUG	Rodriguez, Jahan	Technology Help Desk Manager	CO	ADMIN	Director of Technology	ADMIN	D, 1	Same	July 10, 2023
ADMIN	Rohlwing, Susan	Principal	PES	Same	Director of Teaching & Learning Education Services - Secondary	Same	D, 4	CO	July 1, 2023
ADMIN	Schmidt, Patricia	Director of Assessment & Accountability	CO	Same	Executive Director of School Improvement & Accountability	Same	C, 8	Same	July 1, 2023
DESPA	Stinson, Kathleen	Administrative Assistant - Technology	CO	NUG	Executive Assistant to the Chief Financial Officer	NUG	14, 1	NUG	July 1, 2023

Leave of absence requests are attached separately for Board of Education approval.



COMMUNITY UNIT SCHOOL DISTRICT NO. 300 BOARD of EDUCATION MEMO

DATE: June 29, 2023

TO: Dr. Susan Harkin, Superintendent
Board of Education

FROM: Mark Wetzel
Assistant Superintendent of High
Schools

Presented at the following Board Meetings	
Board Operations Committee	
Policy/Legislative	
School Utilization	
BOE 1st Reading	07/18/2023
BOE 2nd Reading	07/18/2023

SUBJECT: Student Out-of-State Travel Request

Background

Per Board Policy 6:240, Board approval is required when student travel is to a state not contiguous with Illinois or outside the continental U.S. Each trip authorization shall be based on the written rationale of the travel's educational value and the safety and welfare of the students involved.

Administrative Recommendation

The administration recommends approval of the request as presented for student travel as follows:

- Dundee Crown High School - Chamber Orchestra, Los Angeles trip, March 23-28, 2024

**Freedom of Information
Board Report
July 18, 2023**

<u>FOIA#</u>	<u>Date of Request</u>	<u>Requestor</u>	<u>Subject</u>	<u>Date Completed/ STATUS</u>	<u>Time to complete in hours</u>
64-2023	5/30/2023	Rexal Alzona Smart Procure	Commercial Purpose - Requesting any and all purchasing records from 3/24/2023 to current: 1. Purchase order number. If purchase orders are not used a comparable substitute is acceptable, i.e., invoice, encumbrance, or check number 2. Purchase date 3. Line item details (Detailed description of the purchase) 4. Line item quantity 5. Line item price 6. Vendor ID number, name, address, contact person and their email address.	Completed 6/27/2023	1.5
67-2023	6/15/2023	Anonymous	Requesting all communication to/from Stephen/Steve J Fiorentino dated 1/1/23 through 2/1/23.	Completed 6/26/2023	4
69-2023	6/19/2023	Anonymous	Requesting the *actual presentation shared* and all related communication in regards to "Ed2Ed 2023 Cultivating Belonging for LGBTQ+ Students." Please include communication related to this presentation. This was sent to teachers approximately 6/11/23-6/17/23. See attachment for communication example.	Completed 6/22/2023	2
70-2023	6/20/2023	Linda Givilancz Community Member	Requesting a list of all cataloged books in the school library	Completed 6/22/2023	2.5
71-2023	6/16/2023	Katy Smyser NBC Chicago	Requesting all such records from January 1, 2013 to the present. 1) All settlement agreements resolving any Freedom of Information Act (FOIA) lawsuits; 2) All judgments or other court orders requiring you to pay attorney fees, costs, and/or civil penalties in any FOIA lawsuits; 3) All invoices from law firms for work on any FOIA lawsuits or Public Access Counselor reviews, where the lawsuit or the PAC review was ultimately decided in favor of the requestor; 4) All claims made to an insurance company for coverage involving a FOIA action; 5) All studies, reports, or other records calculating or referencing the cost of FOIA lawsuits or PAC reviews on an annual or other time-period basis.	Completed 6/21/2023	1.5
72-2023	6/20/2023	Kim Shallcross Community Member	Requesting a copy of the following FOIAs: 56-2023, 57-2023, 61-2023, 62-2023, 63-2023	Completed 6/21/2023	1.5
73-2023	6/24/2023	Eric Bahena Figueroa Community Member	Requesting medical records and transcripts	Completed 6/26/2023	1
74-2023	6/26/2023	Josiah Chatterton Prairie State Wire	Requesting employee information with the following data points for the current year: -First Name -Last Name -Position/Job Title -Department -School name -Pay Rate -Year to Date Gross Pay	Completed 6/26/2023	1
75-2023	6/26/2023	Josiah Chatterton Prairie State Wire	Requesting current school board members, with the following data points if available: - Full name (First, middle, last) - Date of Birth - Home address - First day of service - Was this board member appointed or elected	Completed 6/26/2023	1
76-2023	6/26/2023	Alyssa Patterson Mackinac Center for Public Policy	Requesting the following information: (1) The number of people (union members) who are having dues withdrawn from their paycheck. (2) The total number of people covered by collective bargaining agreements (union contracts). (3) Please provide this information for the first pay period in June of 2023.	Completed 6/27/2023	2
77-2023	6/27/2023	Anonymous	Requesting for dates: 8/1/2019 - present: Any communication containing and/or related to "The Lurie Children's Hospital of Chicago. "Any communication containing: "NSES" "National Sexuality Education Standards" "Future of Sex Education" Planned Parenthood" "the Human Rights Campaign" "GLSEN" "Gay, Lesbian & Straight Education Network"	Completed 7/10/2023	4
78-2023	6/28/2023	Michelle Costello Greensfelder Attorney at Law	Requesting copies of all correspondence and records (including emails, written letters, memoranda, plus any included attachments, photographs or reports) from January 1, 1955 through the present, concerning asbestos and asbestos abatement at Dundee Community High School.	Completed 7/11/2023	3
79-2023	6/28/2023	Kim Shallcross Community Member	Requesting copies of the following FOIAs: 66-2023 and 71-2023	Completed 6/28/2023	1
80-2023	6/28/2023	Anonymous	Requesting list of D300 staff/board members who signed up an/or attended Ed2Ed "Cultivating Belonging in LGBTQ+ Students."	Completed 7/5/2023	1.5
81-2023	7/12/2023	Alexis Rosas Community Member	Requesting Bus# S156 recording date 06/28/23 + 06/29/23	Completed 7/12/2023	1
82-2023	7/12/2023	Vince Espi Prairie State Wire	Requesting 1. Total spending on substitute teachers by school, for the past five years. Please provide the expenditure breakdown by year and school. 2. Number of substitute teacher days by school, for the past five years. Kindly provide the number of substitute teacher days for each year and school. 3. Per diem/payment schedule for substitute teachers for the past five years. Please provide the per diem rates or payment schedule used for substitute teachers during each year within the past five years. 4. Names of all substitute teachers, total days worked, and total payments made to them for the last five years. Please provide a list of substitute teachers who have worked within the school district for each year within the past five years. Additionally, include the total number of days worked by each substitute teacher and the corresponding total payment made to them.	Pending	



DISTRICT 300

COMMUNITY UNIT SCHOOL DISTRICT NO. 300 BOARD of EDUCATION MEMO

DATE: June 21, 2023

TO: Dr. Susan Harkin, Superintendent
Board of Education

FROM: Kristin Corriveau,
Executive Director of Early Childhood
Shelley Nacke,
Chief of Education Services

Presented at the following Board Meetings	
Board Operations Committee	
Policy/Legislative	
School Utilization	
BOE 1st Reading	07/18/2023
BOE 2nd Reading	07/18/2023

SUBJECT: Assessment Software - Birth to Kindergarten

Background

The Teaching Strategies assessment software is an ongoing observational system for assessing children from birth through kindergarten. It helps teachers observe children in everyday experiences, which is an effective way to learn what they know and can do. Teachers can plan lessons directly within the state-approved preschool curriculum. This software allows teachers to directly communicate and share student work with each child's parent/guardian. The proposal is for a two-year agreement.

Administrative Recommendation

The administration recommends approving the contracts.

Fiscal Impact

The two-year contract costs \$63,490 and will be funded by PFAE Grant and IDEA Prek Grants.

TEACHING STRATEGIES, LLC (“TS”)
 4500 EAST-WEST HIGHWAY, SUITE 300
 BETHESDA, MARYLAND 20814
 301-634-0818

Subscriber Name: Community Unit SD 300
Subscriber Number: 04DDL
Contact Name: Kristin Corriveau
Contact Email: kristin.corriveau@d300.org
Contact Title: Director of Early Childhood Education

Prepared by: Brianna Thompson
 brianna.t@teachingstrategies.com
Expiration Date: 06-23-2023
Subscription Term: 08/01/2023 - 07/31/2025

SUMMARY

PRODUCT	SALES PRICE	QTY	TOTAL PRICE
40ccdigital Creative Curriculum® Cloud	\$1,990.00	30	\$59,700.00
Subtotal:			\$59,700.00
Shipping:			\$0.00
Tax:			\$0.00
Total:			\$59,700.00

BILL TO

Billing Client: Community Unit SD 300
 Billing Street: 2550 Harnish Drive
 Billing City: Algonquin
 Billing State: Illinois
 Billing Postal Code: 60102
 Billing Country: United States

Subscription Services Products

This Order is entered into by and between Subscriber identified above and TS. This Order incorporates the Subscription Services Terms and Conditions at <https://teachingstrategies.com/agreement-and-policies/> (together with this Order, the “Agreement”). The Agreement sets forth the terms pursuant to which TS will provide access to Subscription Services. Subscriber must sign and deliver a copy of this Order to receive access to the Subscription Services set forth in this Order.

The subscription period will begin on 08-01-2023 and expire on 07-31-2025 (“Term”) unless noted otherwise in the subscription details below.

The administrator identified for this subscription is:

Subscription Details

Product	Qty	Start	End
---------	-----	-------	-----

Creative Curriculum[®] Cloud

30

08/01/2023

07/31/2025

Teaching Strategies

Please read these subscription services terms and conditions carefully before using accessing or consuming the services. By clicking your assent or using, accessing, or consuming services, you signify that the entity you represent has separate written subscription services terms and conditions with Teaching Strategies, LLC, or, if none exists, your assent to and acceptance of these subscription services terms and conditions and acknowledge you have read and understand these terms. An individual acting on behalf of an entity represents that they have the authority to enter into these subscription services terms and conditions on behalf of that entity. If you do not accept these terms, then do not use the services.

Subscription Services Terms And Conditions

1. These Subscription Services Terms and Conditions (the “**Agreement**”) sets forth the terms pursuant to which Teaching Strategies, LLC (“**TS**”) will provide Subscription Services to the purchaser that has accepted the Agreement by clicking to assent, signing the Agreement, or using, accessing, or consuming the Subscription Services (“**Subscriber**”). “Subscription Services” mean subscription services identified in an Order. “**Order**” means each written order form(s) (including digital or electronic) executed by Subscriber and TS, or Subscriber and a TS authorized business partner, incorporating this Agreement and is subject to the terms and conditions herein.

2. **Subscription Services.** The Subscription Services are purchased on the unit basis and for the term identified in an Order. The Subscription Services include proprietary content, activities, articles, tools, software applications, databases, and other materials provided through separately downloaded applications to your device, through a web browser as-a-service using Subscriber’s internet service and may be sold separately or bundled together with TS products as identified in an Order.

2.1. **License Grant.** Subject to the license quantity limits set forth in an Order and Subscriber’s continued compliance with this Agreement, including payment of all fees, TS hereby grants to Subscriber a limited, non-exclusive, non-transferable license to access and use the Subscription Services as provided herein, and to have Authorized Users, as defined below, use, and access the Subscription Services during the Subscription Services term.

2.2. **Delivery and Access.** The Subscription Services will be provided through www.teachingstrategies.com, <https://my.teachingstrategies.com>, <https://mypd.teachingstrategies.com/>, <https://app.readyrosie.com>, https://www.tadpoles.com/home_or_work and/or other sites as TS may designate (collectively, “**Website**”). Use of the Website is subject to the Terms of Use and Privacy Policy at <https://teachingstrategies.com/agreement-and-policies/> and set forth on the Website. Subscriber agrees that it will use the Subscription Services only as permitted herein. For the purpose of this Agreement, “**Authorized Users**” will include Subscriber’s employees who require access to Subscriber Data, as defined below. Subscriber agrees to be responsible for all use of the Subscription Services by its Authorized Users. Any breach of the Agreement by an Authorized User will be deemed a breach by Subscriber. TS will in no event be liable for any misuse by an Authorized User of the rights granted hereunder.

2.3. **Prohibited Activities.** Except as expressly authorized in this Agreement, Subscriber will not: (a) rent, lease, sublicense, distribute, transfer, copy, reproduce, display, modify, or timeshare the Subscription Services or any portion thereof; (b) use the Subscription Services as a component of or as a base for products or services prepared for commercial sale, sublicense,

lease, access, or distribution; (c) modify, translate, or prepare any derivative work based on the Subscription Services; (d) decompose, decode, or otherwise reverse engineer any TS technology; (e) allow any third party or unlicensed user or computer system to access or use the Subscription Services; or (f) remove any proprietary notices or labels attached to the Subscription Services. Subscriber agrees to take all reasonable steps to protect the Subscription Services from unauthorized access, copying, or use.

2.4. Administration of Subscription Services

2.4.1. **Subscriber Administrator.** Subscriber shall designate one (1) or more of its employees to serve as the administrator(s) for the Subscription Services. The administrator is responsible for (a) assigning and administering passwords and usernames for Authorized Users; (b) maintaining up to date access and permission rights for Authorized Users; (c) communicating any changes in Authorized Users to TS; (d) setting up and maintaining access and permission rights for the Authorized Users; and (e) where applicable, inputting informational data regarding the Authorized Users.

2.4.2. **Registration.** Subscriber will assign a unique username and password to all Authorized Users that will allow them to access and use the Subscription Services or, for educator access, Subscriber will provide TS with name and email information of the Authorized Users for the purpose of creating their accounts. Upon account creation, an automatic email will be sent notifying them that an account has been created and provide instructions regarding logging into their account and the initial creation of a password. Passwords and usernames may not be shared or utilized by anyone other than the Authorized User to whom such identification has been assigned. Each Authorized User will need to register his or her password with TS through the Website before the Authorized User can access the Subscription Services for the first time.

2.4.3. **ReadyRosie Registration for Parent/Caregiver Access.** If applicable, Parents and Caregivers who are directly affiliated with Subscriber will receive caregiver access to the Subscription Services either by electronic invitation by those with Educator Access or through a self-registration process.

2.4.4. **Password Protection.** Subscriber is solely responsible for the security of all usernames and passwords issued to Authorized Users. Subscriber agrees to comply at all times with the procedures specified by TS regarding password security. TS may cancel or suspend any account credentials in the event that the account is misused or if TS has reason to believe that such account credentials are being used by a person who is not an Authorized User. The reissuance or reactivation of any canceled or suspended usernames or passwords will be at TS's sole discretion. Subscriber agrees to ensure that each Authorized User treats his or her username and password as confidential and will use his or her best efforts to prevent any third party from obtaining his or her password. Subscriber will immediately notify TS of any actual or potential unauthorized access to a password or to the Subscription Services. TS cannot and will not be liable for any loss or damage arising from Subscriber's or any Authorized Users' failure to comply with these obligations.

2.4.5. **Retrieval of Data.** Upon termination of the Subscription Services, Subscriber will have forty-five (45) days to retrieve all Subscriber Data. TS will not be responsible for any Subscriber Data not retrieved within this period.

2.4.6. Subscriber Data. As between Subscriber and TS, Subscriber will own all right, title, and interest in and to the data submitted or input by Subscriber into the Subscription Services or processed, stored, handled, or analyzed by TS as a part of or to enable or facilitate the provision of the Subscription Services (“Subscriber Data”). Subscriber hereby grants TS a limited, non-exclusive right and license to use Subscriber Data to facilitate performance of the Subscription Services. Further, Subscriber acknowledges and agrees that during and after the Term, TS may use Subscriber Data in anonymized and aggregated form for purposes of enhancing the Subscription Services, analyzing usage trends, aggregated statistical analysis, technical support, and other business purposes. TS will handle all Subscriber Data in accordance with the Privacy Policy set forth on the Website.

3. Fees and Expenses, Payment, & Taxes.

3.1. The fees for Subscription Services are set forth in the applicable Order (“**Fees**”). Subscriber agrees to pay Fee(s) for Subscription Services as identified in an Order. Except as provided in the Agreement or required by applicable law or regulation, all Fees paid are non-refundable.

3.2. Unless otherwise specified in an Order, Fees (a) are due and payable by Subscriber within thirty (30) days from the date receipt of invoice; (b) are due and payable by Subscriber annually and in advance of the provision of the Subscription Services; and (c) must be made in U.S. dollars, and by credit card, wire transfer, or other prearranged payment method acceptable to TS. TS reserves the right to charge a late payment interest of 1.5% per month against overdue amounts, or the maximum rate permitted by law, whichever is less. In addition, TS may suspend any of the Subscription Services or terminate this Agreement or the applicable Order if (a) Subscriber is delinquent on its payment obligations for thirty (30) days or more or otherwise breaches the Agreement; (b) TS is no longer licensed or permitted to make the Subscription Services available due to a change in law, expiration or revocation of applicable licenses, or otherwise; or (c) Subscriber declares bankruptcy, is adjudicated bankrupt, or a receiver or trustee is appointed for Subscriber or substantially all of its assets. Without limitation of TS’s other remedies, TS may suspend any Subscription Services if Subscriber fails to pay any applicable Fees when due or otherwise breaches this Agreement.

3.3. All Fees under this Agreement are exclusive of any taxes, duties, or similar charges imposed by any government, and Subscriber agrees to pay for any and all federal, state, or local sales, use, excise, privilege, or other taxes, duties or assessments, however designated or levied, relating to this Agreement, exclusive of taxes based on TS’s net income. To the maximum extent permitted by applicable law, Subscriber agrees to gross up payments actually made to TS such that TS receives sums due in full and free of any withholding tax(es) or deductions Subscriber is required to pay.

4. Confidentiality. Each party receiving Confidential Information (“**Recipient**”) from the party disclosing such information (“**Discloser**”) shall use Confidential Information solely for the purpose of providing and receiving Subscription Services under this Agreement. “**Confidential Information**” means information provided by the Discloser that is reasonably marked as “confidential”, identified as confidential at the time of disclosure, or reasonably known by Recipient to be confidential or should reasonably be expected to be known as confidential. Recipient acknowledges and agrees that the disclosure of the Confidential Information does not confer any license, interest, or rights of any kind in or to the Confidential Information except as provided herein. For five (5) years after the termination of this Agreement Recipient shall hold

Confidential Information in confidence and not disclose or use the Confidential Information, directly or indirectly, in any form, by any means, or for any purpose. Recipient shall only disclose the Confidential Information to its employees, contractors, and Affiliates to the extent such persons have a need to know such information for the purposes described in this Agreement, and provided such parties shall be obligated in writing to comply with terms and conditions no less protective than those set forth in this Section. Recipient shall protect the Confidential Information using the same degree of care, but no less than a reasonable degree of care, to prevent the unauthorized use or disclosure of the Confidential Information as Recipient uses to protect its own confidential information. Recipient shall notify the Discloser in writing immediately upon discovery of any unauthorized use or disclosure of Confidential Information or any other breach of these confidentiality obligations and shall reasonably cooperate with the Discloser to regain possession of such Confidential Information and prevent further unauthorized use and disclosure. Confidential Information does not include information that: (a) is or becomes generally publicly available through no fault of Recipient, (b) was known to Recipient, free of any confidentiality obligations, before its disclosure, (c) becomes known to Recipient, free of any confidentiality obligations, from a source other than Discloser, (d) is independently developed by Recipient without use of Confidential Information, (e) is licensed under an open source license, or (f) is disclosed by Recipient pursuant to a requirement of a governmental agency or by operation of law, provided that Recipient shall notify Discloser prior to disclosure (if it can do so without violating any law or rule) in order to give Discloser a reasonable opportunity to seek an appropriate protective order or similar protection(s).

5. Termination

5.1. **Term.** This Agreement commences on the Effective Date and ends when TS is no longer obligated to provide Subscriber with the Subscription Services under this Agreement. Each Order begins on the date in the Order or, if no date is specified, when the Order is executed ("Order Effective Date") and continues for the term stated in the Order. After the initial term, the term for the Subscription Services may renew upon mutual written agreement between the parties.

5.2. **Termination.** Either party may terminate this Agreement or an Order immediately upon notice to the other party if the other party materially breaches an obligation hereunder that has not been cured within thirty (30) days after receipt of notice from the non-defaulting party provided that such notice and cure will not be required for a breach of Sections 4 or 10.4. The termination of an individual Order will not terminate any other Order or the Agreement unless otherwise specified in the written notice of termination. Without prejudice to any other right or remedy of TS, in the event either party terminates an Order, Subscriber will pay for all Subscription Services provided up to the effective date of termination.

5.3. **Effect of termination.** Sections 2.4.5, 2.4.6, 3, 4-6, 7.2, and 8-10 will survive the termination or expiration of this Agreement. Termination of this Agreement by either party will not act as a waiver of any breach of this Agreement and will not act as a release of either party from any liability for breach of such party's obligations under this Agreement. Neither party will be liable to the other for damages of any kind solely as a result of terminating this Agreement in accordance with its terms, and termination of this Agreement by a party will be without prejudice to any other right or remedy of such party under this Agreement or applicable law.

6. **Intellectual Property Rights.** TS owns and retains all right, title, and interest in and to the Subscription Services and any and all improvements, enhancements, or modifications thereto

and all intellectual property rights related to any of the foregoing. Additionally, Subscriber agrees that the Subscription Services and their components, which includes but is not limited to features, materials, and content made available through such Subscription Services regardless of form, are protected by copyright, patent, trademark, trade secret, and other intellectual property rights and registrations. Subscriber agrees not to remove, obliterate, obscure, or alter any copyright or other proprietary rights notice that appears on any content, document, web page, or other component of the Subscription Services or any related materials or documentation.

7. Representations and Warranties

7.1. TS represents and warrants to Subscriber that (a) TS has the legal power to enter into this Agreement; (b) TS will provide access to the Subscription Services in a workmanship like manner and with diligence and skills consistent with industry standards. To the maximum extent permitted by applicable law and except as explicitly set forth in this Section, all TS products and services are provided “as is” and without any representations or warranties, either express or implied, including but not limited to warranties of non-infringement, merchantability, and fitness for a particular purpose. TS will not be responsible for any damages that may be suffered by Subscriber, including loss of data resulting from delays, non-deliveries, or service interruptions by any cause, or due to errors or omissions of Subscriber. TS expressly limits its liability to Subscriber for any non-accessibility time or other down time to the pro-rata daily charge during the system unavailability.

7.2. Subscriber represents, warrants, and covenants that (a) it has the right and authority to enter into this Agreement and to use and disclose Subscriber Data; (b) it has all necessary rights and permissions to grant access to the Subscription Services to its Authorized Users; (c) it will obey all applicable laws, rules, and regulations in its use of the Subscription Services and Subscriber Data; (d) Subscriber Data will not infringe upon any copyright, trademark, privacy right, right of publicity, or other proprietary right(s) of any third party; and (e) Subscriber Data will not contain any material that is unlawful, hateful, obscene, libelous, threatening, or defamatory. Subscriber acknowledges that TS has no obligation to monitor Subscriber Data. However, in the event that TS becomes aware that any Subscriber Data may or does violate the representations and warranties set forth herein, TS will have the right to remove such item(s) pending resolution.

8. Indemnification. To the maximum extent permitted by applicable law, Subscriber agrees to indemnify, defend, and hold TS harmless from and against any and all liability, damage, loss or expense (including reasonable attorneys’ fees) arising out of any claim, demand, or proceeding based on allegations arising as a result of (a) any inaccuracies or errors within the materials, Subscriber Data, and/or other information provided by Subscriber; (b) breach of this Agreement, including any of the representations or warranties contained herein, by Subscriber or an Authorized User; or (c) Subscriber’s use of the Subscription Services in violation of applicable law.

9. Limitations

9.1. **Disclaimer of Damages.** TO THE MAXIMUM EXTENT PERMITTED BY APPLICABLE LAW, NEITHER PARTY, NOR ITS AFFILIATES, WILL BE LIABLE FOR ANY INCIDENTAL, CONSEQUENTIAL, SPECIAL, INDIRECT, EXEMPLARY OR PUNITIVE DAMAGES, OR FOR ANY DAMAGES FOR LOST OR DAMAGED DATA, LOST PROFITS, LOST SAVINGS OR

BUSINESS OR SERVICE INTERRUPTION, EVEN IF SUCH PARTY WAS ADVISED OF THE POSSIBILITY OF SUCH DAMAGES, AND REGARDLESS OF THE FAILURE OF ESSENTIAL PURPOSE OF ANY LIMITED REMEDY.

9.2. **Limitation of Liability.** TO THE MAXIMUM EXTENT PERMITTED BY APPLICABLE LAW, EXCEPT FOR SUBSCRIBER'S PAYMENT AND INDEMNIFICATION OBLIGATION, IN NO EVENT WILL EITHER PARTY'S CUMULATIVE AND AGGREGATE LIABILITY UNDER THIS AGREEMENT EXCEED THE AMOUNTS PAID BY SUBSCRIBER UNDER THIS AGREEMENT DURING THE TWELVE (12) MONTH PERIOD IMMEDIATELY PRECEDING THE EVENT GIVING RISE TO THE LIABILITY UNDER THE APPLICABLE ORDER. THE LIMITATIONS HEREIN WILL REMAIN IN FULL FORCE AND EFFECT, REGARDLESS OF WHETHER EITHER PARTY'S REMEDIES HEREUNDER ARE DETERMINED TO HAVE FAILED OF THEIR ESSENTIAL PURPOSE.

10. **General Terms**

10.1. **Severability.** If any provision of this Agreement is found to be invalid or unenforceable, such provision will be interpreted as to give maximum effect to its intended purpose without affect to the validity or enforceability of any other provision of this Agreement.

10.2. **Choice of Law.** To the extent permitted by applicable law, (a) this Agreement will be governed by the laws of the State of Illinois as, USA, without reference to its conflict of law provision; and (b) any dispute regarding this Agreement will be subject to the exclusive jurisdiction of the state courts in and for Kane County, Illinois, USA (or, if there is federal jurisdiction, the United States District Court therein). This Agreement will not be governed by the United Nations Convention on Contracts for the International Sale of Goods, the application of which is hereby expressly excluded. The Uniform Computer Information Transactions Act (UCITA) or similar laws or regulations do not apply to this Agreement.

10.3. **Assignment.** Neither party may assign any of its rights or obligations under this Agreement, whether by operation of law or otherwise, without the prior written consent of the other party (not to be unreasonably withheld). Notwithstanding the foregoing, TS may assign the entirety of its rights and obligations under this Agreement, without consent of Subscriber, to its affiliate or in connection with a merger, acquisition, corporate reorganization, or sale of all or substantially all of its assets.

10.4. **Export & Sanctions.** Subscriber agrees that it will not export, disclose, re export or transfer the Subscription Services, directly or indirectly, to any U.S. embargoed destination; or anyone on (or controlled by a person or entity on) a U.S. government restricted persons list, including those who have been prohibited from participating in U.S. export transactions by any federal agency of the U.S. government. If Subscriber breaches (or TS believes Subscriber has breached) this section or TS is prohibited by law or otherwise restricted from providing Subscription Services to Subscriber, TS may terminate this Agreement and/or the applicable Order without liability to you.

10.5. **Notices.** TS will provide notices to Subscriber via mail at the address noted below. Subscriber must provide notices to Teaching Strategies, LLC, Attn: General Counsel, to both 4500 East West Highway, Suite 300, Bethesda, MD, 20814, USA; and email to legal@teachingstrategies.com. Any legal notices provided without compliance with this section will have no legal effect.

10.6. **Complete Agreement.** This Agreement represents the complete agreement between the parties with respect to this subject matter and supersedes all prior and contemporaneous agreements and proposal, whether written or oral, with respect to the subject matter. Except as otherwise agreed in writing by the parties (a) the Agreement represents the complete agreement between the parties with respect to its subject matter and supersedes all prior and contemporaneous agreements and proposals, whether written or oral, with respect to such subject matter; and (b), any terms contained in any other documentation that you deliver to TS, including any purchase order or other order-related document (other than an Order), are void and will not become part of the Agreement or otherwise bind the parties. If there is a conflict between the Agreement and/or an Order, the Agreement will control unless otherwise expressly provided in an Order and/or as expressly agreed in writing signed by authorized representatives of both parties. If any provision of this Agreement is held by a court of competent jurisdiction to be invalid or unenforceable, the remaining provisions of this Agreement will remain in effect to the greatest extent permitted by law

2023.02

Teaching Strategies

Authorized Signer: Thomas Yamamoto, General Counsel Thomas.y@teachingstrategies.com copy should be sent legal@teachingstrategies.com

Vendor Contact: Briana Thompson brianna.t@teachingstrategies.com

Grant	Qty License	Price	Total by Grant	
PFAE	7	1990 \$		13,930.00
PFAE	15	1990 \$		29,850.00
IDEA PREK Grant deLacey Self Contained Classrooms	8	1990 \$		15,920.00
PFAE - Professional Develop	2	1895 \$		3,790.00

TEACHING STRATEGIES, LLC ("TS")
 4500 EAST-WEST HIGHWAY, SUITE 300
 BETHESDA, MARYLAND 20814
 301-634-0818

Customer Name: Community Unit SD 300
Customer Number: 04DDL
Contact Name: Kristin Corriveau
Contact Email: kristin.corriveau@d300.org
Contact Title: Director of Early Childhood Education

Prepared by: Brianna Thompson
 brianna.t@teachingstrategies.com
Expiration Date: 06-23-2023
Subscription Term: -

SUMMARY			
PRODUCT	SALES PRICE	QTY	TOTAL PRICE
PD0007260 Introduction to The Creative Curriculum® Cloud for Preschool (3-Hours)	\$1,895.00	1	\$1,895.00
PD0006896 Enhancing Interrater Reliability for GOLD® (Preschool; 3- Hours)	\$1,895.00	1	\$1,895.00
		Subtotal:	\$3,790.00
		Shipping:	\$0.00
		Tax:	\$0.00
		Total:	\$3,790.00

BILL TO

Billing Client: Community Unit SD 300
 Billing Street: 2550 Harnish Drive
 Billing City: Algonquin
 Billing State: Illinois
 Billing Postal Code: 60102
 Billing Country: United States

Professional Development and Training

Professional Development and Training is delivered subject to the following terms: (i) Customer will be invoiced following completion of each session ordered, but not more frequently than monthly; (ii) Fees for training are based on a maximum number of 30 attendees per session. An additional fee of \$80 will be charged for each attendee in excess of this maximum; (iii) Additional fees, including travel expenses, will also apply for each session not scheduled at least 21 days in advance; (iv) Customer agrees to arrange for a facility with sufficient space for the number of attendees, and to provide any necessary supplies and equipment, including food, beverages, microphones, speakers, projects, computers and viewing screens; and (v) Not less than 48 hours in advance of the session, Customer will be

provided with an electronic copy of the materials to be distributed to attendees. Customer is responsible for reproducing the materials in sufficient quantity to provide to each attendee. Note that the materials are copyrighted, and may not be reproduced or distributed except in accordance with this provision, without the prior written consent of TS. Your execution of this Order represents a binding purchase of the Professional Development and Training services noted above and a binding commitment to pay the fees when invoiced following the completion of each session.

The Parties may mutually consent through informal written communications to revise Professional Development and Training dates and/or session types listed above so long as the fee(s) for the revised Professional Development and/or Training is consistent with the fee(s) listed above.

In the event of cancellation by the Customer, the following cancellation fees will apply:

Cancellation within 48 hours of scheduled session date, Customer is invoiced 100% of session fee.

Cancellation within 7 calendar days of scheduled session date, Customer is invoiced 50% of session fee.

Cancellation within 21 calendar days of scheduled session date, Customer is invoiced 25% of session fee.

In the event that Customer schedules Professional Development and Training with less than a 30-day notice before session date, the following additional fees will apply:

Scheduling within 21-30 days prior to session, Customer is invoiced an additional fee of \$300.

Scheduling with less than a 21-day notice, Customer is invoiced an additional fee of \$790.

Scheduling with less than a 24-hour notice, Customer is invoice an additional fee of \$790 and also for any additional travel expenses incurred due to last minute travel scheduling.

PD Details

TOPIC AND FORMAT	DATE	START	END
Introduction to The Creative Curriculum® Cloud for Preschool (3-Hours)			
Enhancing Interrater Reliability for GOLD® (Preschool; 3- Hours)			



COMMUNITY UNIT SCHOOL DISTRICT NO. 300 BOARD OF EDUCATION MEMO

DATE: June 2, 2023

TO: Dr. Susan Harkin, Superintendent
Board of Education

FROM: Jon Mickle
Director of Facilities

Presented at the following Board Meetings	
Board Operations Committee	07/18/2023
Policy/Legislative	
School Utilization	
BOE 1st Reading	07/18/2023
BOE 2nd Reading	07/18/2023

SUBJECT: Roofing Consultant Services - Surveys & Designs

Background

As part of District 300's master facility planning process, Interstate Roof Systems Consultants (IRSC) evaluated the condition of our roofs on a rolling 5-year plan. This information is used to protect and preserve our building roofing systems and verify that previous work is not deteriorating so repairs can be made while roofs are still under warranty.

This year, roofing surveys and inspections are needed for the following:

Roof Surveys - Algonquin Lakes, DeLacey Family, Eastview, Liberty, Lincoln Prairie, Meadowdale

Design Work
Westfield Community School
Lakewood

Administrative Recommendation

The administration recommends awarding Interstate Roof Systems Consultants (IRSC) and their team the contract to perform roofing surveys, evaluations, and moisture scans, provide documentation, and update the 5-year roofing plan. The costs are as follows;

Design Work Westfield - \$36,000
Design Work Lakewood - \$18,700
Roof Surveys- Algonquin Lakes, DeLacey Family, Eastview, Liberty, Lincoln Prairie, Meadowdale Designs \$24,900

Fiscal Impact

The total cost for all the projects is \$79,600 and will be paid for out of the Capital Improvement Fund (60).



February 28, 2023

Mr. Jonathan Mickle
Director of Facilities
Community Unit School District 300
2605 Bunker Hill Drive
Algonquin, IL 60102

Re: Roof Consulting Services | Updated Roof Asset Management Plan (RAMP)
Community Unit School District 300: Phase 4 – Roof Asset Management Plan (RAMP) Updates

Dear Jon,

Thank you for contacting Interstate Roof Systems Consultants, Inc. (IRSC) to discuss and review the roof consulting needs for Community Unit School District 300. Based on our conversations, please accept this letter as our proposal to provide professional roof consulting services. Interstate Roof Systems Consultants, Inc. proposes the following services:

I. UPDATED ROOF ASSET MANAGEMENT PLAN (RAMP): ROOF INSPECTION, EVALUATION, INFRARED MOISTURE SCAN, AND 5-YEAR EXPENSE / CAPITAL PLAN

- A. Visual inspection of the existing roof system components including membrane, flashings, and terminations.
- B. Field verification of the existing roof areas including size, location of all roof penetrations, and roof-top equipment. Provide a scaled overall roof plan utilizing AutoCad.
- C. Verification of the existing roof system construction by performing roof cores, as/if required. The roof cores would be performed by the school district's roof maintenance contractor, and related costs directly billed to the school district.
- D. Photo documentation of overall roof conditions and any deficiencies observed.
- E. Conduct a moisture scan of the existing roof areas utilizing infrared thermography performed by a certified thermographer. This work is performed at night with an infrared camera. Any observed anomalies are identified and marked on the roof surface (weather and seasonal dependent).
- F. Evaluation of the existing roof systems for current condition and estimated remaining service life.
- G. Update of the existing Roof Asset Management Plan (RAMP) including any recent capital improvements and new 5-year expense and capital improvement budget estimates.
- H. Provide a comprehensive report including all the information above. This information will also be available electronically, so that it may be referenced and viewed by Facilities Personnel.

Roof & Building Envelope Solutions. Nationwide.

7853 E Arapahoe Ct., Ste. 1400
Centennial, CO 80112
(719) 345-6460

707 Davis Road, Ste A-100
Elgin, IL 60123
(847) 695-1460

16680 West Cleveland Ave., Ste A
New Berlin, WI 53151
(262) 336-8270

www.irscinc.com
info@irscinc.com



II. FEES

A. In accord with the scope of services described above, our base fee for the proposed services would be performed on a Lump-sum basis as follows:

Algonquin Lakes Elementary School:	\$4,500.00
DeLacey Family Center:	\$3,500.00
Eastview Elementary School:	\$4,500.00
Liberty Elementary School:	\$4,500.00
Lincoln Prairie Elementary School:	\$4,500.00
Meadowdale Elementary School:	\$3,400.00

B. Fees are applicable through April 30, 2023.

C. Should this proposal be acceptable, please authorize us to proceed by signing below and returning a copy to us.

Accepted By: *Jennifer Porter*
B286855FF728A002A6B185572D79A17D contractworks
Date: _____
By: Jennifer Porter 2023-06-22
Title: Chief Financial Officer

We are confident that you will find these reports to be very informative and a valuable tool that will be referenced often when planning for yearly roofing expenses and capital improvement budgets. Based on the amount of facilities in the district, we recommended that the Roof Asset Management Plan (RAMP) updates be performed in several "phases". Per our original survey work, we recommend that the Algonquin Lakes Elementary School, DeLacey Family Center, Eastview Elementary School, Liberty Elementary School, Lincoln Prairie Elementary School, and Meadowdale Elementary School be resurveyed as part of the Phase 4 – Roof Asset Management Plan (RAMP) Updates.

Jon, thanks again for this opportunity to be of service. We look forward to working with you and Community Unit School District 300. Please feel free to give me a call should you have any questions about our proposed roof consulting services and related fee.

Sincerely,

INTERSTATE ROOF SYSTEMS CONSULTANTS, INC.

Thomas J. Varga
Digital Signature

Thomas J. Varga, RRC
General Manager / Sr. Project Manager
tvarga@irscinc.com

Roof & Building Envelope Solutions. Nationwide.

7853 E Arapahoe Ct., Ste. 1400
Centennial, CO 80112
(719) 345-6460

707 Davis Road, Ste A-100
Elgin, IL 60123
(847) 695-1460

16680 West Cleveland Ave., Ste A
New Berlin, WI 53151
(262) 336-8270

www.irscinc.com
info@irscinc.com



June 02, 2023

Mr. Jonathan Mickle
Director of Facilities
Community Unit School District 300
2605 Bunker Hill Drive
Algonquin, IL 60102

Re: Roof Consulting Services
2024 Roofing Work – Bid Package 1
Westfield Community School

Dear Jon,

Thank you for contacting Interstate Roof Systems Consultants, Inc. (IRSC) regarding your roof consulting needs. Please accept this letter as our proposal to provide roof consulting services for the 2024 Roofing Work at Westfield Community School. IRSC proposes the following services:

I. CONSTRUCTION DOCUMENT PHASE

- A. Review and verification of existing field conditions
- B. Review roof system design options with Owner
- C. Design of new roofing system
- D. Preparation of a project manual with technical specifications
- E. Preparation of construction drawings

II. BIDDING PHASE

- A. Assist Owner in the solicitation of bids and create a "Bidders List"
- B. Conduct a pre-bid meeting and walk-through; prepare and distribute meeting minutes
- C. Assist Owner in the review of bids
- D. Provide recommendation to Owner for award of contract

Experience to keep you covered...nationwide.



III. CONSTRUCTION ADMINISTRATION PHASE (Project Management and QCO)

- A. Assist, as needed, in the preparation of the Owner/Contractor Agreement
- B. Assist, as needed, in attaining the required Building Permit from the Regional Office of Education (ROE).
- C. Conduct a pre-construction meeting; prepare and distribute meeting minutes
- D. Review of contractor submittals
- E. Review of contractor pay requests
- F. Provide periodic construction quality compliance observation (QCO) and field reports, documenting the work performed. Two (2) site visits per week, for a total of twenty (20) site visits, will be performed.
- G. Provide a Substantial Completion inspection and creation of a "Punch List"
- H. Provide a final inspection and assist in project close-out

We propose to provide the above roof consulting services for the following lump sum fees:

Construction Document Phase:

Westfield Community School \$15,000

Bidding Phase:

Westfield Community School \$2,500

Construction Administration Phase (Project Management and QCO):

Westfield Community School \$18,500 (estimated budget, see below)

The Construction Administration fees are based on an estimated 10-week construction window for the Bid Package 1 roofing project. Our fees may be adjusted by \$1,500 / week, based on the actual construction window. Based on the Roofing Capital Improvement Plan, the budgetary construction estimate for the roofing work at Westfield Community School is \$1,421,000. As discussed, the Design and Bidding Phases of the project will be completed in the Fall / Winter of 2023. The Construction Administration Phase will take place in the summer of 2024.



Jon, we look forward to the opportunity of working with you again on these projects. Interstate Roof Systems Consultants, Inc. is ready to be of service. Please feel free to give me a call should you have any questions about our proposed roof consulting services and related fees.

Sincerely,

INTERSTATE ROOF SYSTEMS CONSULTANTS, INC.

A digital signature of Thomas J. Varga in a cursive script. Below the signature, the words "Digital Signature" are printed in a small, italicized font.

Thomas J. Varga, RRC
General Manager / Sr. Project Manager

Accepted By: _____
Date: _____
By: _____
Title: _____



June 16, 2023

Mr. Jonathan Mickle
Director of Facilities
Community Unit School District 300
2605 Bunker Hill Drive
Algonquin, IL 60102

Re: Roof Consulting Services
2024 Roofing Work – Bid Package 2
Lakewood School

Dear Jon,

Thank you for contacting Interstate Roof Systems Consultants, Inc. (IRSC) regarding your roof consulting needs. Please accept this letter as our proposal to provide roof consulting services for the 2024 Roofing Work at Lakewood School. IRSC proposes the following services:

I. CONSTRUCTION DOCUMENT PHASE

- A. Review and verification of existing field conditions
- B. Review roof system design options with Owner
- C. Design of new roofing system
- D. Preparation of a project manual with technical specifications
- E. Preparation of construction drawings

II. BIDDING PHASE

- A. Assist Owner in the solicitation of bids and create a “Bidders List”
- B. Conduct a pre-bid meeting and walk-through; prepare and distribute meeting minutes
- C. Assist Owner in the review of bids
- D. Provide recommendation to Owner for award of contract

Experience to keep you covered...nationwide.



III. CONSTRUCTION ADMINISTRATION PHASE (Project Management and QCO)

- A. Assist, as needed, in the preparation of the Owner/Contractor Agreement
- B. Assist, as needed, in attaining the required Building Permit from the Regional Office of Education (ROE).
- C. Conduct a pre-construction meeting; prepare and distribute meeting minutes
- D. Review of contractor submittals
- E. Review of contractor pay requests
- F. Provide periodic construction quality compliance observation (QCO) and field reports, documenting the work performed. Two (2) site visits per week, for a total of sixteen (16) site visits, will be performed.
- G. Provide a Substantial Completion inspection and creation of a "Punch List"
- H. Provide a final inspection and assist in project close-out

We propose to provide the above roof consulting services for the following lump sum fees:

Construction Document Phase:

Lakewood School \$14,000

Bidding Phase:

Lakewood School \$2,500

Construction Administration Phase (Project Management and QCO):

Lakewood School \$15,500 (estimated budget, see below)

The Construction Administration fees are based on an estimated 8-week construction window for the Bid Package 2 roofing project. Our fees may be adjusted by \$1,500 / week, based on the actual construction window. Based on the Roofing Capital Improvement Plan, the budgetary construction estimate for the roofing work at Lakewood School is \$700,500. As discussed, the Design and Bidding Phases of the project will be completed in the Fall / Winter of 2023. The Construction Administration Phase will take place in the summer of 2024.



Jon, we look forward to the opportunity of working with you again on these projects. Interstate Roof Systems Consultants, Inc. is ready to be of service. Please feel free to give me a call should you have any questions about our proposed roof consulting services and related fees.

Sincerely,

INTERSTATE ROOF SYSTEMS CONSULTANTS, INC.

A handwritten signature in black ink that reads "Thomas J. Varga". The signature is written in a cursive style with a large initial "T".

Thomas J. Varga
Digital Signature

Thomas J. Varga, RRC
General Manager / Sr. Project Manager

Accepted By: _____
Date: _____
By: _____
Title: _____



COMMUNITY UNIT SCHOOL DISTRICT NO. 300
BOARD of EDUCATION MEMO

DATE: 07/11/2023

TO: Dr. Susan Harkin, Superintendent
Board of Education

FROM: Shelley Nacke, Chief of Education
Services

Presented at the following Board Meetings	Date
Board Operations Committee	
Policy/Legislative	
School Utilization	
BOE 1 st Reading	7/18/2023
BOE 2 nd Reading	7/18/2023

SUBJECT: Education Services Software Renewal

Background

Our D300 Education Services teachers have been using the n2y software to increase compliance, student outcomes, parent communication, and collaboration. n2y with Unique Learning System helps us to:

- Synchronize the entire IEP team with automated daily data to streamline reporting, maintain compliance, and drive decisions.
- Empower teachers with differentiated lessons and behavior management tools to ensure students master their state’s extended standards and demonstrate measurable results.
- Build positive family relationships and involvement through transparent school-to-home communication, timely reporting, and dedicated parent resources to improve student outcomes and minimize due process.
- Empower students to chart their own course to academic success with access to extended learning standards and the same concepts as their peers in general education.

Administrative Recommendation

The Administration recommends approval of this contract.

Fiscal Impact

The FY24 cost of renewal is \$40,399.16 from IDEA funds; this is an increase of \$3,432.92 from FY23.



Quote No.	Opportunity No.	Date
Q-117007	OPP-190802	3/7/2023

Remit To	Contact Info
n2y, LLC PO Box 550 Huron, OH 44839	Christina Wochner christina.wochner@d300.org

Bill To	Ship To
Community Unit School District 300 2550 Harnish Drive Algonquin, IL 60102	Community Unit School District 300 2550 Harnish Drive Algonquin, Illinois 60102

Date	Payment Terms	RFP / Contract #	Purchase Order
3/7/2023	Net 30		

Qty	Item	Description	Type	Sub No.	Sub Start Date	Sub End Date	Unit Cost	Amount
40	NWS	News2you™	Renewal	34681	8/15/2023	8/14/2024	\$239.99	\$9,599.60
44	ULS	Unique Learning System®	Renewal	34691	8/15/2023	8/14/2024	\$699.99	\$30,799.56

Thank you for your business! In need of additional assistance? Please call us at (419) 433-9800 or (800) 697-6575.

Sub-Total: \$40,399.16
Sales Tax: \$0.00
Total: \$40,399.16

Please Note:

1. This Quote, exclusive of sales tax, is valid for 90 days. Purchase orders or payments via credit card must be received within 90 days from the date of this Quote to guarantee the listed price.
2. Multi-year Quotes require full payment of the Quote amount up front.
3. Prices are subject to change without notice. All orders are subject to our standard terms and conditions. ([Terms of Use & Privacy Policy](#))
4. n2y accepts credit cards for orders up to \$5,000 and checks or ACH payments for orders over \$5,000. Your Sales Representative would be happy to address any questions you might have regarding these policies.



Quote No.	Opportunity No.	Date
Q-117007	OPP-190802	3/7/2023

NOTE: Your order/Quote will not be processed until we receive a copy of your purchase order. Tax exempt organizations must include a copy of your state tax exempt form with your purchase order. All orders without a state tax exempt form will be charged sales tax at the applicable state rate.

There are four ways to process this Quote:

1. Fax your purchase order and a copy of your Quote to **(419) 433-9810**.
2. Email your purchase order either to **sales@n2y.com** or to your Sales Representative.
3. To request to use a credit card for payment, contact n2y Sales at (419) 433-9800 or (800) 697-6575 between the hours of 8:00am-4:30pm EST, Monday-Friday.
4. Mail your purchase order to the address below. Be sure to attach a copy of this Quote or reference **Quote Number Q-117007** on the purchase order.

n2y, LLC
PO Box 550
Huron, OH 44839

n2y Math Manipulative Kits are subject to availability.

Cancellation of training day(s) requires a 30 day notification. Failure to cancel within 30 days of initial training date may result in a cancellation fee of up to 50%.

For additional assistance with your order, please call n2y at (419) 433-9800 or (800) 697-6575.

Sincerely,

Christine Doody
Account Executive
cdoody@n2y.com
(419) 433-9800 ext. 1194



DISTRICT 300

COMMUNITY UNIT SCHOOL DISTRICT NO. 300 BOARD of EDUCATION MEMO

DATE: July 11, 2023

TO: Dr. Susan Harkin, Superintendent
Board of Education

FROM: Shelley Nacke, Chief of Education Services

Presented at the following Board Meetings	
Operations	
Policy/Legislative	
School Utilization	
BOE 1st Reading	7/18/2023
BOE 2nd Reading	7/18/2023

SUBJECT: Hearing Program & Lease Agreement (Renewal)

Background

Since May 2016, we have partnered with Northwestern Illinois Association for a Deaf and Hearing Program. In addition to those services, we provide classroom space and support for the program, which serves D300 students and students in our surrounding communities. This agreement is for the renewal of those services received from NIA for D300 deaf and hard-of-hearing students and for the space and support provided to NIA from D300. Students in this program are serviced at deLacey Family Education Center, Westfield Community School, Hampshire Middle School, and Hampshire High School.

Recommendation

The Administration recommends approving the revised NIA Hearing Program Agreements as presented.

Fiscal Impact

There is no fiscal impact to D300, as this is a lease and cooperative services agreement. D300 invoices NIA for the facility lease, supplies, and services. D300 students who attend the NIA Deaf and Hard of Hearing Program are accounted for in the normal outplaced tuition process.

**LEASE AGREEMENT BETWEEN THE
BOARD OF EDUCATION OF COMMUNITY UNIT SCHOOL DISTRICT NO. 300 AND
NORTHWESTERN ILLINOIS ASSOCIATION**

THIS LEASE AGREEMENT ("Agreement") is made as the 21st of June 2023 by and between the Board of Education of Community Unit School District No. 300, Kane, DeKalb, Cook and McHenry Counties, Illinois ("District 300") and the Northwestern Illinois Association, DeKalb County, Illinois ("NIA").

WITNESSETH:

WHEREAS, District 300 is the owner of certain real property; and

WHEREAS, NIA desires to use certain portions of District 300's property for a fee; and

WHEREAS, District 300 wishes to permit NIA to use a portion of its property in accordance with the terms and conditions of this Agreement; and

WHEREAS, the parties desire to enter into a written agreement defining their rights, duties and liabilities with respect to the Premises.

NOW, THEREFORE, based upon the terms and conditions contained herein and the mutual consideration of the parties, the sufficiency of which is expressly acknowledge by the parties, it is hereby agreed as follows:

1. **Incorporation of Preambles.** The preambles are incorporated into and made a part of this Agreement.
2. **Premises.** District 300 hereby grants NIA an exclusive non-permanent license to utilize the Premises specifically identified on attached Exhibit A. The license shall only be exclusive to NIA during its actual use of the Premises. NIA shall also have access to all common areas in which the Premises are housed, including, but not limited to, the restrooms, kitchen, cafeteria, and teacher and staff workrooms. Further, NIA shall be entitled to use of District 300's parking lots at the various Premises while using the Premises for the permitted uses hereunder. If this Agreement is renewed as provided under Section 3, District 300 shall provide NIA with the square footage of the Premises no later than sixty (60) days before the renewal term commences.
3. **Term.** This Agreement shall commence on July 1 , 2023 and shall continue until June 30, 2024.
4. **Fee.** NIA agrees to pay a fee ("Fee"), on a quarterly basis, for its use of the Premises at the rate of \$16.59 per square foot. The square footage of the Premises provided under this Agreement is set forth on **Exhibit A**. All invoices shall provide sufficient detail indicating the nature of the charge and the basis for the charge. NIA shall make payments in accordance with the Illinois Local Government Prompt Payment Act (50 ILCS 505/1 et seq.).
5. **Use.** The Premises shall be used for either special education services or office purposes (the classrooms shall be used for special education purposes and the office shall be used for office

purposes). NIA shall restrict its use to such purposes and shall not use or permit the use of the Premises for any other purpose without the written consent of District 300. Access to the Premises shall be available to NIA during normal school hours and as the office requires. District 300 shall at all times retain the right to inspect the Premises.

6. **Sublet and Assignment.** NIA shall not sublet the Premises or any part thereof, nor assign this Agreement without prior written consent of District 300.

7. **Utilities and Maintenance.** District 300, at no additional cost to NIA, shall furnish and supply the following to or in the Premises:

- a. All air conditioning (in those portions of the Premises that have central air conditioning) and heat reasonably required therein;
- b. All hot and cold water reasonably required therein; and
- c. All electricity reasonably required therein.

NIA shall assume the costs of all service charges associated with the operation of telephone services on the Premises used by NIA.

District 300 shall provide daily custodial services, garbage disposal, painting and window repair, including broken windows, district owned HVAC system repairs and general building maintenance (the aforementioned services are hereinafter collectively referred to as "Custodial Services"). District 300 shall have a custodian on duty to provide Custodial Services from 8:00 A.M. to 3:30 P.M. on all days when school is in session.

8. **Government Regulations and Laws.**

8.1 NIA shall not use or occupy the Premises contrary to any applicable statutes, rules, orders, ordinances, requirements or regulations or in any manner which would violate any certificate of occupancy affecting the same, or which would cause structural injury to the improvements or cause the value or usefulness of the Premises or any part thereof to diminish, or which would constitute a public or private nuisance or waste. District 300 shall be responsible for any and all cost for bringing the Premises into compliance with the Americans with Disabilities Act (42 U.S.C. Sec. 12101 et seq.) and thereafter maintaining the Premises in compliance with the Act.

8.2 Further, the Parties shall comply with all applicable laws, ordinances rules, regulations and codes, including but not limited to the requirements of the Illinois Human Rights Act, 775 ILCS 5/1-101 et seq. and the provision of sexual harassment policies and procedures pursuant to Section 2-105 of that Act as well as Section 750.10 and Appendix A of the regulations of the Illinois Department of Human Rights, 44 Ill. Admin. Code 750.10, 750. Appendix A. The Parties also agree to comply with all federal Equal Employment Opportunity Laws, including, but not limited to, the Americans with Disabilities Act, 42 U.S.C. Section 12101 et seq., and rules and regulations promulgated thereunder.

9. **Alterations.** NIA shall make no alterations to the Premises without prior approval of District 300.

10. **Insurance.** District 300 agrees to maintain insurance for the Premises; however, to the

extent that NIA has insurance coverage for any loss, NIA' s insurance shall be primary. NIA shall provide at its own cost and expense, insurance coverage for contents-physical damage, property damage, personal injury and/or death (general liability insurance) resulting from its negligent use of the Premises. The policy limit for the general liability insurance maintained by NIA shall be in the amount of at least one million dollars (\$1,000,000).

11. **Condition of Premises.** NIA has inspected the Premises and accepts the same in the current condition.

12. **Care of Premises.** NIA shall be responsible for damage done to the Premises, including, but not limited to, furniture or equipment located in the Premises, as well as the Premises itself which is caused directly by NIA's employees, agents, invitees or students, normal wear and tear excepted.

13. **Notices.** All notices required hereunder shall be in writing. They shall be effectively served by certified mail or personal delivery to the main office of NIA or District 300.

14. **Default.** If either party defaults in any of its obligation under this Agreement, then, the non-defaulting party shall provide the defaulting party within thirty (30) days written notice of said default. If the default has not been fully remedied within thirty (30) days of the receipt of the notice, or, in the event the default is of such a nature that it cannot reasonably be remedied within ten (10) days, the defaulting party has failed to take action to remedy the default within said thirty (30) days, the non-defaulting party shall be entitled to take such action as may be permitted in law or equity to enforce its rights hereunder.

15. **Successors and Assigns.** The terms of this Agreement shall be binding upon and inure to the benefit of the respective parties hereto their heirs, administrators or executors, successors and assigns.

16. **Complete Understanding.** This Agreement contains the complete understanding between the parties and no oral representations, promises, or undertakings shall affect, vary, alter, or modify the terms of this document.

17. **Real Estate Taxes.** District 300 represents and warrants that the Premises are exempt from real estate taxes. To the extent that the Premises becomes subject to real estate taxes as a result of this Agreement, such taxes shall be the responsibility of District 300.

IN WITNESS WHEREOF, District 300 and NIA have caused this Agreement to be executed as of the day and year first above-written.

**BOARD OF EDUCATION OF COMMUNITY
UNIT SCHOOL DISTRICT NO. 300, KANE,
DEKALB, COOK AND MCHENRY COUNTIES,
ILLINOIS**

By: _____

Print Name: _____

Title: _____

NORTHWESTERN ILLINOIS ASSOCIATION

By: Crystal Swan-Gravett

Print Name: Crystal Swan-Gravett

Title: Chair

**BOARD OF EDUCATION, SYCAMORE
COMMUNITY UNIT SCHOOL DISTRICT 427,
DEKALB, ILLINOIS (Administrative District)**

By: _____

Print Name: _____

Title: _____

EXHIBIT A
DESCRIPTION OF PREMISES

Minimum square footage:

- DeLacey: minimum of 800 sq feet (1 classroom of 600 and 1 office of 200)
- WCS: minimum of 3,200 sq feet (5 classrooms of 600 and one office space of 200)
- HMS: minimum of 1400 Sq feet (2 classrooms of 600 and 1 office of 200)
- HHS: minimum of 3,268 sq feet (current space at the high school)

**SERVICE AGREEMENT BETWEEN
THE BOARD OF EDUCATION OF COMMUNITY UNIT SCHOOL DISTRICT NO. 300
AND NORTHWESTERN ILLINOIS ASSOCIATION**

THIS AGREEMENT ("Agreement") is entered into as of the effective date set forth in Section 4.16 of this Agreement, by and between the Board of Education of Community Unit School District No. 300, Kane, DeKalb, Cook and McHenry Counties, Illinois ("District 300") and the Northwestern Illinois Association, DeKalb County, Illinois ("NIA") (collectively, "Parties").

WITNESSETH:

WHEREAS, NIA has the resources and knowledge to provide certain services to students participating in its programs and has created a program to assist in the education of students that are deaf/hard of hearing ("Deaf/HH Program"); and

WHEREAS, District 300, as a member in NIA and a recipient of the services provided under the Deaf/HH Program, desires to provide certain resources and services to NIA to assist NIA in providing Deaf/HH Program services; and

WHEREAS, the Parties hereto have the authority to enter into this Agreement and to be bound by the terms hereof; and

WHEREAS, the Parties have determined that it is in the best interests of each party and the students they serve to enter into this Agreement.

NOW, THEREFORE, in consideration of the terms and conditions contained in this Agreement, and other good and valuable consideration, the receipt of which is hereby acknowledged, the Parties agree as follows:

**ARTICLE I.
TERM**

Section 1.01. Term. This Agreement shall commence on July 1, 2023 and shall continue through June 30, 2024.

**ARTICLE II.
DISTRICT 300 SERVICES**

Section 2.01. Staffing Services. District 300 administrators and staff will provide administrative assistance to NIA in the coordination, operation, and supervision of the Deaf/HH Program at District 300 sites on a day-to-day basis by providing the services detailed in this Article II:

a. District 300 attendance center secretaries will work with the NIA Hearing Department secretary in recording and reporting daily Deaf/HH Program student attendance.

b. In the absence of an NIA supervisor in the building, the District 300 building administrator will clear Deaf/HH Program teachers to leave the building early or arrive late.

c. The District 300 building administrator will coordinate Deaf/HH Program teachers' participation in the necessary additional school duties agreed upon by the Parties (playground supervision, etc.).

d. The District 300 administration will collaborate with the NIA supervisor to inform Deaf/HH Program teachers of building and district policies, rules and regulations and the teachers' obligation to comply with such policies, rules, and regulations. The NIA supervisor will provide supervision to Deaf/HH Program Teachers and will assume responsibility for directing and evaluating Deaf/HH Program teachers to provide for compliance with building and district policies, rules, and regulations.

e. The District 300 building administrator will ensure that Deaf/HH Program students are enrolled at the appropriate school district after the beginning of the school year.

f. The District 300 building administrator will monitor and assist the NIA supervisor regarding transportation problems with Deaf/HH Program students.

g. An appropriate District 300 building administrator will attend educational staffing or service team meetings as deemed necessary for the purpose of placement, for the development and modification of the students' Individualized Educational Plan and, for the discussion of needs and results of specialized medical, educational, or diagnostic evaluations. These meetings will be called by the supervisor of the Deaf/HH Program. The District 300 administrator, nurse, teacher, support staff, and parents must be invited to attend such meetings. The Deaf/HH Program supervisor will write summaries of these meetings with input from the District 300 administrator.

h. The District 300 building administrator will attend parent conferences if requested by the Deaf/HH Program teacher or NIA supervisor as scheduling allows.

i. The District 300 building administrator will attend the NIA teachers' meetings, as necessary.

Section 2.02. Disciplinary Services. A building level administrator will assist NIA in student disciplinary action when assistance is warranted or when it is requested by NIA staff. A staff person who communicates skillfully in sign language shall be included in all disciplinary actions. The student's parents will be notified by District 300 and/or NIA when disciplinary measures are taken against any Deaf/HH Program student. If suspension or expulsion of a Deaf/HH Program student is warranted, the appropriate building administrator and the NIA supervisor will cooperate in the investigation process and the hearing, and the Parties shall comply with all applicable policies, procedures, and laws.

Section 2.03. Health Care Services. District 300 will provide routine health care and nursing services to the students in the Deaf/HH Program.

Section 2.04. Transportation Services. District 300 will provide transportation and bus services for students enrolled in the Deaf/HH Program for the purpose of field trips and community-based programming in conformance with District 300 policy.

Section 2.05. Educational Services. District 300 will, based upon availability, provide ancillary and supportive services (i.e., physical education, music, art, and tech lab) to students of the Deaf/HH Program.

Section 2.06. Purchase of Supplies and Materials/Provision of Supplies and Materials. District 300 shall permit NIA to purchase instructional supplies, including paper for copying and online programs/tools, from District 300 at the rates charged to District 300 by the vendor without any surcharge for NIA's operation of the Deaf/HH Program. NIA will process such supply requests based upon District 300's existing purchasing policies and procedures. District 300 will also provide the same general classroom materials and supplies to the students of the Deaf/HH Program that are provided to all other students who attend the schools of District 300. When requesting additional tools or curriculum, NIA will follow District 300's Technology Review and Curriculum Review Processes, which may be accessed by the NIA Supervisor through the District 300's Learning Management System. The NIA Supervisor will be provided access to the District 300's Learning Management System for the duration of this Agreement.

Section 2.07. Mainstreaming of Hearing-Impaired Program Students. District 300 will cooperate and permit the integration of deaf/hard of hearing children into mainstream classes in accordance with District 300's mainstreaming procedures. Students will also be integrated into other non-academic offerings within the respective facilities. Appropriate multidisciplinary staffing conferences will be held prior to such placements.

Section 2.08. Computer and Internet Access. NIA staff shall have full access to District 300's electronic network and limited access to District 300's computers. Any computers required by NIA staff to perform the services under this Agreement shall be provided by NIA. District 300 will allow NIA-issued computers to access the District 300 network, including access to printers from NIA-issued computers. NIA staff will be required to adhere to the policies and procedures of District 300 regarding the use of District 300's computers and electronic network. Additionally, Deaf/HH Program students shall have access to District 300's computers and electronic network in accordance with District 300 policies.

Section 2.09. Access to Recreational Facilities. NIA shall have access to District 300's recreational facilities for use by students of the Deaf/HH Program. Such facilities include, but are not limited to, gyms, sports fields, and the like. NIA may use such facilities as scheduling will allow.

Section 2.10. Access to Storage Facilities. Based upon availability, NIA shall be entitled to utilize storage facilities at District 300's schools for Deaf/HH Program equipment and materials.

Section 2.11. Professional Development/Training. NIA staff will provide, at no cost to District 300, the following professional development to the District 300 staff assigned to the school building to which the NIA Deaf/HH staff member is assigned:

a. One in-service presentation on topics related to the education of the Deaf/HH student population, with topics mutually agreed upon by NIA and District 300.

b. One in-service presentation dedicated to sign-language instruction. NIA and District 300 shall mutually agree upon the dates and times of these two in-service presentations.

ARTICLE III. REIMBURSEMENT

Section 3.01. Reimbursement.

a. *Staffing Costs and Purchased Services.* NIA will reimburse District 300 for the services provided, under Article II based upon the percentage of Deaf/HH Program students at District 300 times the annual salary and benefit costs of each of the respective administrators, nurses and educational support staff members providing services hereunder; provided, however, that District 300 shall charge NIA for physical education,, music,, art and tech lab services as set forth in Section 2.05 provided at the elementary school level at one-half (1/2) this rate. District 300 shall provide NIA with the rate of reimbursement and the administrators' salary and benefits eligible for reimbursement on or before September 15th of each year of this Agreement, or at such time the administrators' contracts are issued or renewed.

NIA will also reimburse District 300 for the following additional services:

i. Adaptive Physical Education (APE). NIA will reimburse District 300 for the Adaptive Physical Education (APE) Services provided to Deaf/HH students based on the percentage of the APE teacher's full time duties that are devoted to providing APE to Deaf/HH Students. For example, if the APE teacher dedicates 50% or .5 of their FTE to providing APE instruction to Deaf/HH students, NIA shall reimburse District 300 for 50% or .5 of the APE teachers current salary.

ii. Technology support. NIA will reimburse District 300 for technology support by paying .25 FTE of the salary of the technology staff support employee assigned to the District 300 building housing the Deaf/HH program.

iii. Digital Learning Coach. NIA will reimburse District 300 for the services of the Digital Learning Coach by paying .5 FTE of the salary of the Digital Learning Coach assigned to the District 300 building housing the Deaf/HH program.

In the event the inclusion of Deaf/HH Program students in a classroom triggers overload pay pursuant to the District 300 teachers' collective bargaining agreement, NIA shall reimburse District 300 for the cost of said overload pay. NIA will only be required to reimburse District 300 for the cost of overload pay if the triggering event for overload pay is the placement of a Deaf/HH Program student in a classroom. NIA will not be required to reimburse District 300 if the triggering

event for overload pay is the placement of a new non-Deaf/HH Program student when a Deaf/HH Program student is already placed in the classroom. District 300 shall notify NIA prior to placing a Deaf/HH Program student in a classroom if such placement will trigger overload pay.

b. *Transportation Costs.* D300 will provide transportation for school trips involving Deaf/Hard of Hearing students through its established process. D300 will bill NIA on a quarterly basis for any buses ordered.

c. *Materials and Supply Costs.* If NIA purchases supplies or materials in accordance with Section 2.06 of this Agreement, NIA shall reimburse District 300 for the purchase of such supplies upon District 300's receipt of an invoice for the materials and supplies. Regarding the general materials and supplies that are provided to all students in District 300 including the students of the Deaf/HH Program, NIA shall reimburse District 300 at the annual rate established by the District 300 for such supplies.

d. *Recreational Facility Usage Fees.* To the extent that NIA uses any of the facilities described in Section 2.09 above, NIA will reimburse District 300 for its use of said facilities based upon the rates and fees as established by District 300 policy.

Section 3.02. Billing. District 300 shall invoice NIA on a quarterly basis. All invoices shall provide sufficient detail indicating the nature of the charge and the basis for the charge. NIA shall make payments in accordance with the Illinois Local Government Prompt Payment Act (50 ILCS 505/1 et seq.).

ARTICLE VI. MISCELLANEOUS

Section 4.01. Indemnification. NIA and District 300 each agree to indemnify, defend, and hold harmless the other from and against all claims for death, injury to persons or damage or loss to property, and for any other claims, losses or damages arising out of or related to any negligent act or omission of a party hereto and related to this Agreement.

Section 4.02. No Waiver. No failure of either District 300 or NIA to exercise any power given in this Agreement or to insist upon strict compliance by the other party with any obligation hereunder and no custom or practice of District 300 or NIA at variance with the terms hereof shall constitute a waiver of the right of either party to demand exact compliance with the terms of this Agreement.

Section 4.03. Successors and Assigns. This Agreement shall be binding upon each party's successors in interest or assigns.

Section 4.04. Notice. Any written notices provided for in this Agreement and copies of all correspondence shall be transmitted to the Parties at the following addresses:

Community Unit School District No. 300
2550 Hamish Drive

Northwestern Illinois Association
245 West Exchange Street

Algonquin, IL 60102
Attn.: Superintendent

Sycamore, Illinois 60178
Attn: Regional Director

Notices will be deemed to have been duly received upon (a) actual receipt if personally delivered and the sender received written confirmation of personal delivery, (b) receipt as indicated by the written or electronic verification of delivery when delivered by overnight courier, or (c) three calendar days after the sender deposits the notice with the U.S. Post Office when sent by certified or registered mail, return receipt requested.

Section 4.05. Complete Understanding and Amendment. This Agreement shall constitute the full and complete understanding of the Parties. No amendment or modification to this Agreement shall be effective unless and until the amendment or modification is in writing and signed by all parties to this Agreement.

Section 4.06. Counterparts. This Agreement may be executed in multiple counterparts and by facsimile signature and each such counterpart and facsimile signature shall be deemed an original for all purposes.

Section 4.07. Non-Discrimination Clause and Compliance with Laws. The Parties hereto agree to fully comply with the requirements of the Illinois Human Rights Act, 775 ILCS 5/1-101 et seq., including, but not limited to, the provision of sexual harassment policies and procedures pursuant to Section 2-105 of the Act as well as Section 750.10 and Appendix A of the regulations of the Illinois Department of Human Rights, 44 Ill. Admin. Code 750.10, 750, Appendix A. The Parties further agree to comply with all state and federal Equal Employment Opportunity Laws, including, but not limited to, the Americans with Disabilities Act, 42 U.S.C. Section 12101 et seq., and rules and regulations promulgated thereunder. Additionally, the Parties agree to comply with all applicable laws, rules, regulations, and ordinances which govern the services provided under this Agreement.

Section 4.08. Third Parties. This Agreement is between District 300 and NIA and is not intended whatsoever to grant any rights, privileges, or causes of action to any person or entity that is not a signatory hereto.

Section 4.09. Assignment. This Agreement may not be assigned by either party without the express written consent of the other party.

Section 4.10. Authority. The signatories hereto represent and warrant that they each have the power and authority to bind their respective entities to this Agreement.

Section 4.11. Student Records. Both District 300 and NIA shall maintain all student records in a confidential manner and may only release such records to the student's parents, legal guardians, or the student if he/she is over the age of eighteen (18) or as otherwise permitted by law. Further, both parties agree to comply with all laws and regulations pertaining to student and medical records to the extent such laws and regulations are applicable, which laws include, but are not limited to, the Illinois Student School Records Act (105 ILCS 10/1 et seq.) and the Mental Health and

Developmental Disabilities Confidentiality Act (740 ILCS 110/1 et seq.).

Section 4.12. Insurance. NIA and District 300 shall each carry comprehensive general liability insurance, on an occurrence basis, in the amount of \$1,000,000 during the term of this Agreement. Each party hereto shall name the other party an additional insured on its general liability insurance coverage.

Section 4.13. Certificate of Insurance Requirements. Prior to commencing services under this Agreement, each party shall provide the other party with a certificate of the insurance evidencing the requirements of Section 4.12. The certificates of insurance and all insurance policies required to be obtained shall provide that coverages afforded under the policies will not be canceled without at least thirty (30) days prior written notice given to District 300 or NIA, as may be applicable.

Section 4.14. Governing Law. This Agreement shall be governed by, construed, and enforced in accordance with the laws of the State of Illinois without regard to conflict of law principles. Jurisdiction and venue for all disputes shall be the Circuit Court located in Kane County, Illinois, or the federal district court for the Northern District of Illinois.

Section 4.15. Incorporation of Recitals. The recitals set forth above are incorporated in and made a part of this Agreement.

Section 4.16. Effective Date. This Agreement shall be deemed dated and become effective on the date the last of the parties signs as set forth below the signature of their duly authorized representatives.

IN WITNESS WHEREOF; the Parties hereto have duly executed this agreement as of the day and year first written above.

Board of Education of Community Unit School District.No. 300	Northwestern Illinois Association
By: _____ Its: _____	By: <u>Capt. Susan Sheratt</u> Its: <u>Chair</u>
Dated: _____	Dated: <u>6/21/23</u>



DISTRICT 300

COMMUNITY UNIT SCHOOL DISTRICT NO. 300 BOARD of EDUCATION MEMO

DATE: July 18, 2023

TO: Dr. Susan Harkin, Superintendent
Board of Education

FROM: John Hummel,
Chief Technology Officer

Presented at the following Board Meetings	
Board Operations Committee	
Policy/Legislative	
School Utilization	
BOE 1st Reading	7/18/2023
BOE 2nd Reading	7/18/2023

SUBJECT: Contracts for Technology Related Services

Mitel & RightFax Software Support

Background

B&B Networks ProCare: This is a renewal of our existing contract with B&B for the maintenance and support of our Mitel phone systems.

Administrative Recommendation

We recommend the approval of a 1-year renewal for the SWA Advantage Service with Informa Right Fax.

Fiscal Impact

\$55,379.56

Barracuda Backup Server Subscription

Background

CDW - Barracuda is our current backup system vendor. We are proposing a switch from Barracuda to Veeam. To make this transition more seamless, we request a 3-month renewal on the existing Barracuda system while we transition everything to Veeam.

Administrative Recommendation

We recommend approval of the 3-month extension to our Barracuda backup license.

Fiscal Impact

\$40,703.10

Barracuda Essentials

Background

CDW: This is our email spam filter and archiving solution from Barracuda. This is an annual renewal

Administrative Recommendation

We recommend approval of a 1-year renewal of the Barracuda Email Archiver and Spam filter.

Fiscal Impact

\$85,979.52

Syscloud Google Workspace

Background

CDW: Syscloud is a cloud-based backup and recovery solution for our Google Enterprise. This system allows us to access and restore any file within our Google Workplace environment.

Administrative Recommendation

We recommend approval of the 1-year renewal for Syscloud Backup

Fiscal Impact

\$25,812.41

Veeam Licensing

Background

CDW: We currently have Veeam in a limited capacity. We are looking to migrate our entire backup solution to Veeam. This solution will allow for a more robust backup and recovery for our servers. It will also cost significantly less than a full renewal of our current Barracuda backup solution. This solution also offers extra protection to our backups in the event of a ransomware attack. The estimated renewal on our current Barracuda system is \$353,343.36. The cost for Veeam is \$95,923.27. If we include the 3-month extension of \$40,703.10, our total savings are \$216,716.99.

Administrative Recommendation

We recommend the approval of our migration to a Veeam backup system and replace our current Barracuda solution.

Fiscal Impact

Wasabi cloud storage: \$15,014.35

Veeam upgrade and license: \$59,251.52

Hardware: \$21,657.40

Total: \$95,923.27

Security Awareness Training Subscription

Background

KnowBe4 is our cybersecurity training platform and phishing resolution center. We utilize KnowBe4 to monitor potential phishing attacks in the district and to provide necessary training to staff on cybersecurity issues.

Administrative Recommendation

We recommend that we renew KnowBe4 for another year.

Fiscal Impact

\$35,587.35

Office Automation Software

Background

Microsoft 365 provides our users with the latest productivity apps, such as Microsoft Teams, Word, Excel, PowerPoint, Outlook, OneDrive, and so much more.

Administrative Recommendation

We recommend that we renew Microsoft 365 for another year.

Fiscal Impact

\$123,727.00



B&B Networks, Inc.
245 W. Roosevelt Road
Building 3, Suite 16
West Chicago IL 60185
Phone No: 630-293-0000

Revision 1
ProCare Software Support
Prepared for:
Community Unit
School District 300

On 6/9/2023

Prepared by Sylvia Hasty

shasty@bb-networks.com

630-957-4111

ProCare Software Support Prepared for CUSD 300

Proposal: 3388

5/3/2023

ProCare Software Support for Mitel and RightFax
Coverage Term: July 1, 2023 through June 30, 2024

Monday through Friday 8:00a.m. to 5:00p.m plus 24x7 access to Mitel technical support for Critical (P1) issues with the new Advantage Software Support program.

Mitel MiVoice Business @ 29 District Locations
Mitel NuPoint on vMiCollab
Mitel UC Mobile

Software upgrades are performed on a T&M basis.

Telephones and ancilliary devices not included.

Following NuPoint to MiCollab upgrade process, Mitel may true up software support charges that are not included in this agreement.

ProCare Software Support Prepared for CUSD 300

Item Id	Description	Qty	Unit Price	Extended
52209220	SWA Advantage 1 year MiVoice Business	1	\$49,377.06	\$49,377.06
RightFax-12	SWA STD 1 year Informa RightFax	1	\$6,002.50	\$6,002.50

Annual Support Total: \$55,379.56

Prices are firm until 7/15/2023

Terms: Net 30

Quoted by: Sylvia Hasty shasty@bb-networks.com

Accepted by: _____

Date: _____

Jennifer Porter
Chief Financial Officer
Community Unit School District 300

ProCare Software Support Prepared for CUSD 300

TERMS AND CONDITIONS

B&B Networks, Inc. (B&B Networks) and Customer agree that equipment installation, maintenance services and software support services "Services" provided by B&B Networks to Customer shall be performed exclusively pursuant to the charges, terms, and conditions set forth on both sides of this Service Order.

- 1. STANDARD ON-SITE MAINTENANCE SERVICES.** B&B Networks shall provide labor and parts (excepting supplies and expendable items) and will perform Services to maintain the equipment at the location specified in this Service Order in good working order. B&B Networks shall respond to requests for remedial maintenance to such equipment in a prompt and commercially reasonable manner. Maintenance and Warranty Services shall be available between 8:00 A.M. and 5:00 P.M. local time, Monday through Friday, excluding B&B Networks holidays. Extended Service hours shall be available 24 hours a day excluding B&B holidays and priority response coverage, if applicable, shall be subject to an additional charge shown on face of Service Order. Services performed outside such times at the request of Customer shall be subject to B&B Networks then applicable charges for labor and travel. Supplies and expendable items shall be provided in accordance with B&B's prices in effect on the date supplied to customer.
- 2. INSTALLATION SERVICES.** B&B Networks will perform the following Services at B&B Networks standard charges when installation is specified in this Service Order. B&B Networks shall install the equipment as listed in accordance with local electrical codes and manufacturer's specifications or as otherwise shown. Customer agrees to furnish a dedicated, properly grounded, commercial power circuit. **THIS AGREEMENT SHALL BECOME NULL AND VOID IF EQUIPMENT IS SERVICED OR RELOCATED BY PARTIES OTHER THAN B&B NETWORKS INC. WITHOUT THE CONSENT OF B&B NETWORKS, Inc.**
- 3. SOFTWARE SERVICES.** B&B Networks shall provide consultation services with respect to software operation and similar matters when software consultation is specified in this Service Order. Maintenance Service does not include software consultation Services.
- 4. TIME AND MATERIALS SERVICES.** Services performed at Customer's request, which are outside those specified herein shall be on a time and materials and transportation basis at B&B Networks prices in effect at the time such Service(s) or material(s) are provided. Provision of such Services shall be at the discretion of B&B Networks and shall be subject to the availability of personnel and parts.
- 5. PRICES.** Prices shall be the price set forth on the face of this Service Order. All sales, property, excise and other federal, state, and local taxes (other than those based upon B&B Networks's net income) shall be paid by Customer. All invoices are payable within thirty (30) days of the date of the invoice. Customer shall make arrangements for payment as B&B Networks may require and B&B Networks may suspend performance under this Service Order until such arrangements are made. **PAST DUE AMOUNTS SHALL BE SUBJECT TO AN INTEREST CHARGE OF 1% PER MONTH**, or the highest rate permitted by law plus all costs of collection. B&B Networks reserves the right to adjust the Service Charge in conformity with B&B Networks standard charges in the event Customer changes the equipment or attaches additional features or equipment to the covered equipment after the date hereof.
- 6. TERM.** The term of this Service Order for maintenance Services shall be 1 year(s) from the date of commencement of Services as stated on the front of this agreement and shall continue thereafter at the prices specified herein until terminated by Customer of B&B Networks by sixty (60) days prior written notice to the other. B&B Networks may, after the 1 years increase or decrease maintenance prices upon written notice, 60 days or less prior to expiration date. Software support Services shall be either for the quantity of consultations specified, number of hours specified or the term specified.
- 7. PARTS.** All parts are replaced by parts provided by B&B Networks on an exchange basis. Parts provided by B&B Networks in performance of Services may be new or refurbished parts which are functionally equivalent to new parts and may be from sources other than the original equipment manufacturer. B&B Networks ASSUMES NO RESPONSIBILITY FOR OBSOLESCENCE OR AVAILABILITY OF MANUFACTURER'S EQUIPMENT OR PARTS.
- 8. SITE PREPARATION. CUSTOMER SHALL, AT CUSTOMER'S EXPENSE, PREPARE AND MAINTAIN THE EQUIPMENT SITE IN ACCORDANCE WITH THE MANUFACTURER'S PUBLISHED SPECIFICATIONS FOR OPERATING ENVIRONMENTS.** Customer assumes the full responsibility to back-up and/or otherwise protect its data against loss, damage or destruction before Services are performed. Customer also agrees to permit prompt access to equipment, and/or software consistent with Customer's standard requirements and to provide assistance and facilities so as to expedite the performance of Services.
- 9. RECONDITIONING.** In the event in B&B Networks reasonable opinion, any unit of equipment must be factory reconditioned because normal repair or replacement of parts cannot keep such unit in satisfactory operating condition, B&B Networks shall submit a request for the required reconditioning to Customer. In the event Customer declines to authorize such reconditioning, B&B Networks may delete such item of equipment from this Service Order upon giving Customer thirty (30) days advance written notice.
- 10. ADDITIONAL CHARGES.** Services performed as a result of any of the following conditions shall be subject to additional charges for labor, transportation and parts; alterations to equipment not authorized in writing by B&B Networks; expendable supply items; damage resulting from improper use, in-transit damage, accident, neglect power surge or failure operating environment or the use of supplies or accessories which are not in conformance with the equipment manufacturer's published specifications; site surveys; OR EVENTS OTHER THAN NORMAL WEAR AND TEAR.
- 11. EXCLUSIVE WARRANTY AND REMEDY.** B&B Networks exclusive warranty is that Services will be performed in a workmanlike fashion and all parts provided by B&B Networks shall be free of defects in material and workmanship for a period as stated on the front of this agreement from the date of installation or beneficial use of system. B&B Networks further agrees that all Services performed without furnishing parts shall be free of defects for a period of 30 days, unless otherwise noted. **IN THE EVENT B&B NETWORKS BREACHES THIS WARRANTY, B&B NETWORKS SOLE OBLIGATION AND CUSTOMER'S EXCLUSIVE REMEDY, SHALL BE TO HAVE B&B NETWORKS MAKE ALL NECESSARY ADJUSTMENTS, REPAIRS, OR REPLACEMENTS OF PARTS WHICH WERE DEFECTIVE AT THE TIME OF INSTALLATION.** There are no other express or implied warranties concerning any Service, parts, supplies, or expendable items provided hereunder. B&B Networks does not guarantee that the operation of the equipment will be uninterrupted or error-free. B&B Networks **DISCLAIMS THE IMPLIED WARRANTIES OF MERCHANTABILITY AND FITNESS FOR A PARTICULAR PURPOSE, THE FOREGOING SHALL BE THE SOLE REMEDY OF CUSTOMER FOR BREACH OF WARRANTY.**

12. **LIMITATION OF LIABILITY.** IN NO EVENT SHALL B&B Networks BE LIABLE IN CONTRACT, TORT OR OTHERWISE FOR INCIDENTAL, CONSEQUENTIAL, SPECIAL OR INDIRECT DAMAGES, INCLUDING WITHOUT LIMITATION, LOST BUSINESS PROFITS NOR DAMAGE OR DESTRUCTION OF DATA EVEN IF IT HAS BEEN ADVISED OF THE POSSIBILITY OF SAME, except as to personal injury. B&B Networks maximum liability shall be limited in any event to the actual direct damages incurred by Customer which are caused solely by the acts or omissions of B&B Networks subject to a maximum liability of the lesser of the amount paid for the services performed under this Service Order (subject to a maximum of one twelve (12) months duration) of \$1,000.00. Customer agrees to provide B&B Networks with prompt written notification as to the specifics of any claim for damages and to provide B&B Networks with a reasonable opportunity to investigate. NO LIMITATION AS TO DAMAGES FOR PERSONAL INJURY IS INTENDED.
13. **MAINTENANCE ADDS.** Maintenance adds, including, but not limited to software or documentation utilized by B&B Networks are either B&B Networks property or property of third parties. No license or right to use any such Maintenance adds is granted hereunder.
14. **NOTICES.** All notices shall be in writing and all notices and payments shall be sent to the recipient at its respective address shown on the face of this Service Order.
15. **FORCE MAJEURE.** Neither party shall be liable for any delay or failure to perform its obligations due to any cause beyond its reasonable control.
16. **LIMITATION OF ACTIONS.** No action, regardless of form or basis, arising out of transactions related to this Service Order or the Services performed or to be performed, may be brought by either party more than two (2) years after the cause of action has accrued except that the action for nonpayment may be brought within two (2) years after the date of last payment.
17. **WAIVER.** Waiver of either part's breach of this Service Order shall not constitute a waiver of any other breach, B&B Networks may elect to continue performance notwithstanding such breach by Customer but such performance shall not constitute a waiver of such breach nor otherwise limit B&B NETWORKS remedies.
18. **ARBITRATION OF DISPUTES.** The parties agree that any controversy or claim arising out of or relating to this Service Order or performance thereunder, or any dispute arising out of the interpretation or application of this Service Order, which the parties are unable to resolve, shall be settled by arbitration in the city where the initiating party is headquartered by a single arbitrator pursuant to the American Arbitration Association's Commercial Arbitration Rules then obtaining a judgement upon the award rendered by the arbitrator may be entered in any Court having jurisdiction thereof. The arbitrator shall be chosen from a panel of persons knowledgeable in the provision of services or similar types of equipment and shall be appointed within thirty (30) days of the date the demand for arbitration was sent to the other party.
19. **ENTIRE AGREEMENT.** This Service Order shall be construed in accordance with the laws of the State of Illinois. **THIS SERVICE ORDER CONSTITUTES THE ENTIRE AGREEMENT BETWEEN THE PARTIES AND MAY ONLY BE MODIFIED BY A WRITTEN INSTRUMENT EXECUTED BY CUSTOMER AND A CONTRACT OFFICER OF B&B NETWORKS.** Any term or condition of an offer set forth on any Purchase Order or any other document created by Customer of B&B NETWORKS which is inconsistent with any term or condition of this Service Order shall be of no force or effect whatsoever. **NEITHER CUSTOMER NOR B&B Networks SHALL BE BOUND BY ANY ORAL AGREEMENT OR REPRESENTATION IRRESPECTIVE OF BY WHOM OR WHEN MADE.**
20. **Headsets:** Headsets are covered by manufacturer warranty only. They are excluded from this agreement.



Thank you for choosing CDW. We have received your quote.

Hardware Software Services IT Solutions Brands Research Hub

Review and Complete Purchase

KATHY STINSON,

Thank you for considering CDW•G for your technology needs. The details of your quote are below. **If you are an eProcurement or single sign on customer, please log into your system to access the CDW site.** You can search for your quote to retrieve and transfer back into your system for processing.

For all other customers, click below to convert your quote to an order.

Convert Quote to Order

QUOTE #	QUOTE DATE	QUOTE REFERENCE	CUSTOMER #	GRAND TOTAL
NKTG251	6/12/2023	BARRACUDA BACKUP SERVER APPLIA	1330924	\$40,703.10

QUOTE DETAILS

ITEM	QTY	CDW#	UNIT PRICE	EXT. PRICE
Barracuda Backup Server Unlimited Cloud Storage - subscription license (1 m) Mfg. Part#: BBS1091A-B UNSPSC: 43233415 Electronic distribution - NO MEDIA Contract: MARKET	3	5754809	\$3,682.67	\$11,048.01
Barracuda Energize Updates - virus definitions update - 1 month Mfg. Part#: BBS1091A-E UNSPSC: 81111811 Electronic distribution - NO MEDIA Contract: MARKET	3	5754685	\$1,356.77	\$4,070.31
Barracuda Instant Replacement - extended service agreement - 1 month - ship Mfg. Part#: BBS1091A-H UNSPSC: 81111811 Electronic distribution - NO MEDIA Contract: MARKET	3	5754686	\$1,744.41	\$5,233.23
Barracuda Backup Server Unlimited Cloud Storage - subscription license (1 m) Mfg. Part#: BBS1091A-B UNSPSC: 43233415 Electronic distribution - NO MEDIA Contract: MARKET	3	5754809	\$3,682.67	\$11,048.01
Barracuda Energize Updates - virus definitions update - 1 month Mfg. Part#: BBS1091A-E UNSPSC: 81111811 Electronic distribution - NO MEDIA Contract: MARKET	3	5754685	\$1,356.77	\$4,070.31

QUOTE DETAILS (CONT.)

[Barracuda Instant Replacement - extended service agreement - 1 month - ship](#) 3 5754686 \$1,744.41 \$5,233.23

Mfg. Part#: BBS1091A-H
UNSPSC: 81111811
Electronic distribution - NO MEDIA
Contract: MARKET

These services are considered Third Party Services, and this purchase is subject to CDW's [Third Party Cloud Services Terms and Conditions](#), unless you have a written agreement with CDW covering your purchase of products and services, in which case this purchase is subject to such other written agreement.

The third-party Service Provider will provide these services directly to you pursuant to the Service Provider's standard terms and conditions or such other terms as agreed upon directly between you and the Service Provider. The Service Provider, not CDW, will be responsible to you for delivery and performance of these services. Except as otherwise set forth in the Service Provider's agreement, these services are non-cancellable, and all fees are non-refundable.

SUBTOTAL	\$40,703.10
SHIPPING	\$0.00
SALES TAX	\$0.00
GRAND TOTAL	\$40,703.10

PURCHASER BILLING INFO	DELIVER TO
Billing Address: COMMUNITY UNIT SCHOOL DIST NO. 300 ACCTS PAYABLE 2550 HARNISH DR ALGONQUIN, IL 60102-6870 Phone: (847) 426-1300 Payment Terms: NET 30-VERBAL	Shipping Address: COMMUNITY UNIT SCHOOL DIST NO. 300 KATHY STINSON 2605 BUNKER HILL DR ALGONQUIN, IL 60102-9780 Phone: (847) 551-8301 Shipping Method: ELECTRONIC DISTRIBUTION
	Please remit payments to: CDW Government 75 Remittance Drive Suite 1515 Chicago, IL 60675-1515



Sales Contact Info

Sean Dillon | (866) 723-3622 | seandil@cdw.com

Need Help?



My Account



Support



Call 800.800.4239

[About Us](#) | [Privacy Policy](#) | [Terms and Conditions](#)

This order is subject to CDW's Terms and Conditions of Sales and Service Projects at <http://www.cdwg.com/content/terms-conditions/product-sales.aspx>

For more information, contact a CDW account manager

© 2023 CDW•G LLC, 200 N. Milwaukee Avenue, Vernon Hills, IL 60061 | 800.808.4239



Thank you for choosing CDW. We have received your quote.

Hardware Software Services IT Solutions Brands Research Hub

Review and Complete Purchase

KATHY STINSON,

Thank you for considering CDW•G for your technology needs. The details of your quote are below. **If you are an eProcurement or single sign on customer, please log into your system to access the CDW site.** You can search for your quote to retrieve and transfer back into your system for processing.

For all other customers, click below to convert your quote to an order.

Convert Quote to Order

QUOTE #	QUOTE DATE	QUOTE REFERENCE	CUSTOMER #	GRAND TOTAL
NKQB084	6/7/2023	BARRACUDA ESSENTIALS COMPLIANC	1330924	\$85,979.52

QUOTE DETAILS

ITEM	QTY	CDW#	UNIT PRICE	EXT. PRICE
Barracuda Essentials Compliance Edition - subscription license (1 month) -	31152	6488089	\$2.76	\$85,979.52

Mfg. Part#: BEOESC

Good morning! This quote for Barracuda Essentials- Compliance Edition includes both Gateway Defense and Archiving. It is a 12-month quote and the quantity is broken down as user count times length.

2,596 users times 12 months = 31,152

Quantity

Electronic distribution - NO MEDIA

Contract: MARKET

SUBTOTAL	\$85,979.52
SHIPPING	\$0.00
SALES TAX	\$0.00
GRAND TOTAL	\$85,979.52

PURCHASER BILLING INFO	DELIVER TO
Billing Address: COMMUNITY UNIT SCHOOL DIST NO. 300 ACCTS PAYABLE 2550 HARNISH DR ALGONQUIN, IL 60102-6870 Phone: (847) 426-1300 Payment Terms: NET 30-VERBAL	Shipping Address: COMMUNITY UNIT SCHOOL DIST NO. 300 KATHY STINSON 2605 BUNKER HILL DR ALGONQUIN, IL 60102-9780 Phone: (847) 551-8301 Shipping Method: ELECTRONIC DISTRIBUTION
	Please remit payments to: CDW Government 75 Remittance Drive Suite 1515 Chicago, IL 60675-1515



Sales Contact Info

Sean Dillon | (866) 723-3622 | seandil@cdw.com

Need Help?



My Account



Support



Call 800.800.4239

[About Us](#) | [Privacy Policy](#) | [Terms and Conditions](#)

This order is subject to CDW's Terms and Conditions of Sales and Service Projects at
<http://www.cdw.com/content/terms-conditions/product-sales.aspx>

For more information, contact a CDW account manager

© 2023 CDW•G LLC, 200 N. Milwaukee Avenue, Vernon Hills, IL 60061 | 800.808.4239



Thank you for choosing CDW. We have received your quote.

Hardware Software Services IT Solutions Brands Research Hub

Review and Complete Purchase

GARY KRAUSE,

Thank you for considering CDW•G for your technology needs. The details of your quote are below. **If you are an eProcurement or single sign on customer, please log into your system to access the CDW site.** You can search for your quote to retrieve and transfer back into your system for processing.

For all other customers, click below to convert your quote to an order.

Convert Quote to Order


QUOTE #	QUOTE DATE	QUOTE REFERENCE	CUSTOMER #	GRAND TOTAL
NKVX138	6/14/2023	SYS-CLOUD	1330924	\$25,812.41

QUOTE DETAILS

ITEM	QTY	CDW#	UNIT PRICE	EXT. PRICE
SYS-CLOUD BU GOOGLE WORKSPACE STAFF Mfg. Part#: G_B_ULS_AN_USD_P_GA Staff Electronic distribution - NO MEDIA Contract: MARKET	2353	7185193	\$10.97	\$25,812.41
SYS-CLOUD BU GOOGLE WORKSPACE STU Mfg. Part#: G_B_ULS_AN_USD_ADD_P_STU_GA Students Electronic distribution - NO MEDIA Contract: MARKET	20216	7185194	\$0.00	\$0.00

SUBTOTAL	\$25,812.41
SHIPPING	\$0.00
SALES TAX	\$0.00
GRAND TOTAL	\$25,812.41

PURCHASER BILLING INFO	DELIVER TO
Billing Address: COMMUNITY UNIT SCHOOL DIST NO. 300 ACCTS PAYABLE 2550 HARNISH DR ALGONQUIN, IL 60102-6870 Phone: (847) 426-1300 Payment Terms: NET 30-VERBAL	Shipping Address: COMMUNITY UNIT SCHOOL DIST NO. 300 GARY KRAUSE 2605 BUNKER HILL DR ALGONQUIN, IL 60102-9780 Phone: (847) 551-8301 Shipping Method: ELECTRONIC DISTRIBUTION
	Please remit payments to: CDW Government 75 Remittance Drive Suite 1515 Chicago, IL 60675-1515



Sales Contact Info

Sean Dillon | (866) 723-3622 | seandil@cdw.com

Need Help?



My Account



Support



Call 800.800.4239

[About Us](#) | [Privacy Policy](#) | [Terms and Conditions](#)

This order is subject to CDW's Terms and Conditions of Sales and Service Projects at

<http://www.cdw.com/content/terms-conditions/product-sales.aspx>

For more information, contact a CDW account manager

© 2023 CDW•G LLC, 200 N. Milwaukee Avenue, Vernon Hills, IL 60061 | 800.808.4239



Thank you for choosing CDW. We have received your quote.

Hardware Software Services IT Solutions Brands Research Hub

Review and Complete Purchase

KATHY STINSON,

Thank you for considering CDW•G for your technology needs. The details of your quote are below. **If you are an eProcurement or single sign on customer, please log into your system to access the CDW site.** You can search for your quote to retrieve and transfer back into your system for processing.

For all other customers, click below to convert your quote to an order.

Convert Quote to Order

QUOTE #	QUOTE DATE	QUOTE REFERENCE	CUSTOMER #	GRAND TOTAL
NKGP297	5/25/2023	UPDDATED VEEAM LICENSING	1330924	\$59,251.52

QUOTE DETAILS

ITEM	QTY	CDW#	UNIT PRICE	EXT. PRICE
VEEAM DATA PLTFM PREM UNIV UPG SUB Mfg. Part#: V-DPPVUL-MI-PE1YP-UT Electronic distribution - NO MEDIA Contract: MARKET	10	7419584	\$265.64	\$2,656.40
VEEAM DATA PLTFM REM UNIV SUB UPG Mfg. Part#: V-DPPVUL-MI-PE1MP-UT Electronic distribution - NO MEDIA Contract: MARKET	70	7419586	\$22.13	\$1,549.10
VEEAM MIGR BU+REPL ENT TO UNIV L+S Mfg. Part#: V-VBRVUL-1S-PE1MG-15 Electronic distribution - NO MEDIA Contract: MARKET	10	7382187	\$642.55	\$6,425.50
VEEAM DATA PLATFORM PREMIUM W NAS Mfg. Part#: P-DPPNAS-1T-SU1YP-25 Electronic distribution - NO MEDIA Contract: MARKET	250	7468368	\$187.61	\$46,902.50
VEEAM DATA PTFM 1Y 10 INSTANCE Mfg. Part#: P-DPPVUL-OI-SU1YP-00 Electronic distribution - NO MEDIA Contract: MARKET	1	7339367	\$1,718.02	\$1,718.02

SUBTOTAL	\$59,251.52
SHIPPING	\$0.00
SALES TAX	\$0.00
GRAND TOTAL	\$59,251.52

PURCHASER BILLING INFO	DELIVER TO
------------------------	------------

Billing Address:
COMMUNITY UNIT SCHOOL DIST NO. 300
ACCTS PAYABLE
2550 HARNISH DR
ALGONQUIN, IL 60102-6870
Phone: (847) 426-1300
Payment Terms: NET 30-VERBAL

Shipping Address:
COMMUNITY UNIT SCHOOL DIST NO. 300
KATHY STINSON
2605 BUNKER HILL DR
ALGONQUIN, IL 60102-9780
Phone: (847) 551-8301
Shipping Method: ELECTRONIC DISTRIBUTION

Please remit payments to:

CDW Government
75 Remittance Drive
Suite 1515
Chicago, IL 60675-1515



Sales Contact Info

Sean Dillon | (866) 723-3622 | seandil@cdw.com

Need Help?



My Account



Support



Call 800.800.4239

[About Us](#) | [Privacy Policy](#) | [Terms and Conditions](#)

This order is subject to CDW's Terms and Conditions of Sales and Service Projects at <http://www.cdw.com/content/terms-conditions/product-sales.aspx>

For more information, contact a CDW account manager

© 2023 CDW•G LLC, 200 N. Milwaukee Avenue, Vernon Hills, IL 60061 | 800.808.4239



KnowBe4
33 N Garden Avenue, Suite 1200
Clearwater, FL
33755 US

Created Date 5/22/2023 8:53 AM
Expiration Date 8/31/2023
Quote Number Q-740313
Payment Terms Net 30

Prepared By Dianne Lea
Email diannel@knowbe4.com

Contact Name Tyler Bell
Contact Phone (847) 551-8399
Contact Email tyler.bell@d300.org

Bill to Name Community Unit School District 300 -
IL
2550 Harnish Dr
Algonquin, IL 60102-6870
USA

Ship to Name Community Unit School District 300 -
IL
2605 Bunker Hill Dr
Algonquin, IL 60102-9780
USA

Description New Subscription Terms:
9/14/23-9/13/24

Notes

Total Term(Months) 12

Non Profit Discounting has been applied to this quote.

PRODUCT	DESCRIPTION	QTY	LIST PRICE	DISC. (%)	SALES PRICE	MONTHLY NET PRICE	TOTAL PRICE
KMSATP	KnowBe4 Security Awareness Training Subscription Platinum	2,929	USD 14.64	17	USD 12.15	USD 1.01	USD 35,587.35

Grand Total USD 35,587.35

Signature Name Jennifer Porter
Title Chief Financial Officer
Date

Terms & Conditions
Your signature on this quote tells us that you have the authority to make this purchase on behalf of your company and that you agree to pay within the stated terms. For first year subscriptions, mid-subscription add-ons, and/or upgrades, the subscription period will begin when we process your order, which is when we receive your signed quote. For renewal subscriptions, the subscription period will begin on the day after your current subscription expires. Unless included on the invoice, customer is responsible for any applicable sales and use tax. KnowBe4's standard Terms of Service (www.KnowBe4.com/Legal) and Product Privacy Policy (www.KnowBe4.com/Product-Privacy-Notice) apply, unless mutually agreed otherwise in writing.



COMMUNITY UNIT SCHOOL DISTRICT NO. 300 BOARD of EDUCATION MEMO

DATE: July 11, 2023

TO: Board of Education

FROM: Dr. Susan Harkin
Superintendent

Presented at the following Board Meetings	
Operations Committee	
Policy/Legislative	
School Utilization	
BOE 1st Reading	7/18/2023
BOE 2nd Reading	7/18/2023

SUBJECT: 2022-23 Strategic Priorities and KPIs

Background

Successful School Leadership indicates that “Effective school leaders provide a clear vision and sense of direction for the(ir) school(s). They prioritize. They focus the attention of staff on what is important and do not let them get diverted and sidetracked with initiatives that will have little impact on the work of the students.” With this in mind, the district administration has worked to develop a focused approach to our strategic plan.

As our final step in this focused work, we ask the board to approve our strategic priorities and measures. As part of our ongoing work, we established an annual board calendar where we will review each goal twice per year. Goal leaders will work with our board liaisons to receive feedback on our work. We will also work with existing stakeholders to receive input and feedback.

The administrators will develop the strategic priorities for the coming school year each spring. This process for continuous improvement will set the district up for focused improvement. We will continue to evaluate this work and make adjustments as needed.

Recommendation

Administration recommends that the board approve the strategic priorities and key performance indicators/measures for the 2023-2024 school year as presented.

Goal 1: Develop the Whole Child					KPIs		
Key Priority: Improve student engagement and belonging					2023-2024		
#	Strategy	Priority Task	Measure	Change	Baseline	Target	Actual
1A	Strengthen the district-wide Multi-Tiered Behavior System of Support (MTSS) Student to improve student / staff relationship and belonging	Develop systems and processes to reduce the number of chronically absent students	% chronically absent students	-3%	23%	20%	
1A	Strengthen the district-wide Multi-Tiered Behavior System of Support (MTSS) Student to improve student / staff relationship and belonging	Develop systems and processes to reduce the number of student office discipline referrals (ODRs)	# of ODRs (Unique incident ID's)	-3%	14,148	13,724	
1B	Explore and develop ways to evaluate and monitor student and staff cultural proficiency	Increase student understanding of cultural diversity and develop ways to increase to increase student sense of belonging	% of student belonging rating	3%	54%	57%	
1B	Explore and develop ways to evaluate and monitor student and staff cultural proficiency	Increase student understanding of cultural diversity and develop ways to increase to increase student sense of belonging	Student Equity Committee Framework and Meeting Agendas	N/A	N/A	Process	
1B	Explore and develop ways to evaluate and monitor student and staff cultural proficiency	Increase staff understanding of cultural diversity (i.e., views and perceptions of cultures, inclusion of cultural content, belonging survey)	% of staff cultural diversity understanding	3%	TBD	+3%	
Key Priority: Improve building safety and security					2023-2024		
#	Strategy	Priority Task	Measure		Baseline	Target	Actual
1C	Strengthen safety training and processes to ensure the safety of students, staff and District facilities	Formalize the process for identifying and addressing building level safety improvements and hold building training with all building safety teams to improve school safety and protective actions response times	Building-Level Safety Improvement Plan	N/A	N/A	Process	
1C	Strengthen safety training and processes to ensure the safety of students, staff and District facilities	Formalize the process for identifying and addressing building level safety improvements and hold building training with all building safety teams to improve school safety and protective actions response times	% of attendance in building-level safety training meetings	98%	N/A	98%	
1C	Strengthen safety training and processes to ensure the safety of students, staff and District facilities	Formalize the process for identifying and addressing building level safety improvements and hold building training with all building safety teams to improve school safety and protective actions response times	Staff morale safety score	0.10	3.85	3.95	

Goal 2: Ensure Student Growth and Individual Achievement					2023-2024		
Key Priority: Increase student academic success					2023-2024		
#	Strategy	Priority Task	Measure	Change	Baseline	Target	Actual
2A	Improve and implement Tier 1 and 2 instruction with fidelity to address student learning needs in all classrooms (ELA/Reading)	Increase % of students proficient on their ELA/Reading state tests by providing targeted professional development on identified areas, refining district assessment systems, and implementing comprehensive data meetings	% increase of proficiency on state English Language Arts/Reading tests	3%	27.1%	30.1%	
2A	Improve and implement Tier 1 and 2 instruction with fidelity to address student learning needs in all classrooms (ELA/Reading)	Increase the ELA/Reading state tests growth percentile score by providing targeted professional development on identified areas, refining district assessment platforms, and implementing comprehensive data meetings	Growth percentile for Illinois Assessment of Readiness of English Language Arts/Reading	+	49	51	
2B	Improve and implement Tier 1 and 2 instruction with fidelity to address student learning needs in all classrooms (Math)	Increase % of students proficient on their Math state tests by providing targeted professional development on identified areas, refining district assessment systems, and implementing comprehensive data meetings	% increase of proficiency on state Math tests	3%	25.7%	28.7%	
2B	Improve and implement Tier 1 and 2 instruction with fidelity to address student learning needs in all classrooms (Math)	Increase the Math state tests growth percentile score by providing targeted professional development on identified areas, refining district assessment platforms, and implementing comprehensive data meetings	Growth percentile for Illinois Assessment of Readiness of Math	+	51	53	
2C	Strengthen and improve the Multi-Tiered Academic Systems of Support	Increase the student attendance rate in Tier 3 supports by refining and implementing with fidelity our Multi-Tiered Systems of Support Policy and Procedures	% student attendance for ELI sessions offered vs attended	7%	73%	80%	
2C	Strengthen and improve the Multi-Tiered Academic Systems of Support	Increase the student attendance rate in Tier 3 supports by refining and implementing with fidelity our Multi-Tiered Systems of Support Policy and Procedures	% student attendance for EMI sessions offered vs attended	7%	72%	79%	
2D	Strengthen early college experiences and credit options for all high school students	Expand and enhance our current pathway programs to meet the requirements of the Illinois State Board of Education's (ISBE) College and Career Pathway Endorsements	% of students attaining College and Career Readiness Indicators	5%	TBD	5%	
2D	Strengthen early college experiences and credit options for all high school students	Improve student participation in career, college and advanced credit coursework, inclusive of all student groups	% of career, college and advanced credit coursework by student demographics	5%	TBD	5%	

Goal 3: Develop and Retain Great Staff					KPIs		
Key Priority: Attain and retain highly qualified, diverse staff					2023-2024		
#	Strategy	Priority Task	Measure	Change	Baseline	Target	Actual
3A	Increase strategic practices to attract highly qualified diverse and representative staff	Develop an overall plan to attract and retain diverse, high quality candidates	Increase the % of new hires that self-report as non-white by 2% for the purpose of creating a diverse workforce	2%	26%	28%	
3A	Strengthen the plan to retain highly qualified diverse and representative staff	Develop an overall plan to attract and retain diverse, high quality candidates	Increase the retention rate of newly hired certified staff who report as non-white by 2% for the purpose of retaining a diverse workforce	2%	58%	60%	
3A	Strengthen the plan to retain highly qualified diverse and representative staff	Develop an overall plan to attract and retain diverse, high quality candidates	Increase the teachers who rate as highly effective in their teacher profile by 2% for the purpose of strengthening our plan to retain highly qualified staff	2	TBD	+2%	
3B	Improve positive working relationships with all employee groups	Institutionalize staff morale work as a means to identify opportunities to address staff issues and improve organizational trust	Maintain staff morale participation rate of at least 50% for the purpose of utilizing our staff morale work to inform decision-making on key areas of concern and ensure staff feel like their concerns are being addressed	N/C	38%	50%	
3B	Improve positive working relationships with all employee groups	Institutionalize staff morale work as a means to identify opportunities to address staff issues and improve organizational trust	Increase question #5 in the staff morale survey by .1 for the purpose of utilizing our staff morale work to inform decision-making on key areas of concern and ensure staff feel like their concerns are being addressed	0.10	3.20	3.30	
3B	Improve positive working relationships with all employee groups	Institutionalize staff morale work as a means to identify opportunities to address staff issues and improve organizational trust	Increase the staff morale overall survey score by .1 for the purpose of utilizing our staff morale work to inform decision-making on key areas of concern and ensure staff feel like their concerns are being addressed	0.10	3.51	3.61	
3C	Develop comprehensive, differentiated professional development plans based on staff knowledge, experience and need	Develop and implement comprehensive professional development plans for all staff groups	Develop and utilize a comprehensive professional development plan for the purpose of developing a robust professional development program to support all staff and providing targeted professional development to increase staff effectiveness	N/A	None	Report	

Goal 4: Engage All Stakeholders				KPIs			
Key Priority: Strengthen relationships with internal and external stakeholder groups				2023-2024			
#	Strategy	Priority Task	Measure	Change	Baseline	Target	Actual
4A	Improve efficacy of two-way communication efforts	Formalize a process to review, evaluate, and improve stakeholder channels and groups to promote effective two-way communications.	% of parents who receive a response within 48 hours	N/C	TBD	90%	
4A	Improve efficacy of two-way communication efforts	Formalize a process to review, evaluate, and improve stakeholder channels and groups to promote effective two-way communications.	Stakeholder satisfaction rate	0.5	TBD	+5	
4B	Improve effectiveness of communication systems, plans, and processes	Increase parents awareness of key events, processes and terminology	Master district calendar with key events	N/A	None	Report	
4B	Improve effectiveness of communication systems, plans, and processes	Increase parents awareness of key events, processes and terminology	5e Parent involvement in School performance indicator	2	38	40	
4B	Improve effectiveness of communication systems, plans, and processes	Increase parents awareness of key events, processes and terminology	Key processes document	N/A	None	Document	
4C	Improve efficacy of two-way communication efforts	Increase stakeholder awareness of the strategic plan goal areas, priority tasks, and KPIs.	% Stakeholder response rate	TBD	TBD	TBD	
4C	Improve efficacy of two-way communication efforts	Increase stakeholder awareness of the strategic plan goal areas, priority tasks, and KPIs.	Stakeholder satisfaction rate	TBD	TBD	TBD	
4C	Improve efficacy of two-way communication efforts	Increase stakeholder awareness of the strategic plan goal areas, priority tasks, and KPIs.	Strategic Plan Communication Plan Document	N/A	None	Document	

Goal 5: Align Resources Equitably and Efficiently					KPIs		
Key Priority: Maximize district resources to provide all students with the tools and resources to be successful					2023-2024		
#	Strategy	Priority Task	Measure	Change	Baseline	Target	Actual
5A	Increase alignment of district revenue, spending, and budget to strategic goals and evidenced based practices	Develop Educational Return On Investment (EROI) process and recommended outcome to maximize district-wide professional development	PD EROI Report	N/A	None	Report	
5B	Enhance technology to improve the quality and efficiency of operations and management	Develop EROI process and recommended outcome to enhance and improve the effectiveness of technology tools and resources	Technology EROI Report	N/A	None	Report	
5C	Strengthen district-wide programs and resources through an efficiency lens	Update and refine the district master facility plan aligned to basic maintenance, capacity, safety, energy efficiency, and programmatic needs	Updated Master Facility Plan (MFP)	N/A	MFP 2016	Report	

Strategic Plan Committees / Oversight										
Steering Committee		: Harkin, Smith, Nacke, Vicente, McGinn, Porter, Herb, Freeman, Porter, Schmidt								
Level	#	Goal 1	#	Goal 2	#	Goal 3	#	Goal 4	#	Goal 5
Goal Leaders	1	Nacke/Smith	2	Freeman/Smith	3	Vicente/Harkin	4	McGinn/Harkin	5	Porter/Harkin
Assistant Superintendent	1	Almodovar	2	Wetzel	3	Burkey	4	Sainsbury	5	Herb
Board Member	1	Zettler	2	Birkett	3	Makinde	4	Gauthier	5	Thomas
Task Champion	1A	Nowak/LeDeaux	2A	Gravel/Goudy	3A	Vicente	4A	McGinn	5A	Porter
<i>Central Office Admin</i>	<i>1A</i>	<i>Salazar</i>	<i>2A</i>	<i>Biegelmann</i>	<i>3A</i>	<i>Mora</i>	<i>4A</i>	<i>Mason</i>	<i>5A</i>	<i>Kos</i>
<i>Central Office Admin</i>	<i>1A</i>	<i>Crotty Kagan</i>	<i>2A</i>	<i>Corriveau</i>	<i>3A</i>	<i>Mason</i>	<i>4A</i>	<i>DeFauw</i>	<i>5A</i>	<i>Gilleland</i>
Building Level Admin	1A	Langton	2A	Reincke	3A	Porsche	4A	Pool	5A	Molik
Building Level Admin	1A	Bernaky	2A	Nolan	3A	Ehardt	4A	Buchanan	5A	Breeze
Building Level Admin	1A	Murphy	2A	Danielson	3A	Murphy	4A		5A	Gurney
Building Level Admin	1A	Danielson	2A	Munoz	3A	Columbaro	4A		5A	Cornelissen
Building Level Admin	1A	Dacy	2A	Wilkinson	3A	Wishowki	4A		5A	Pool
Building Level Admin	1A		2A		3A		4A		5A	Hill (Carlos)
<i>Union Member</i>	<i>1A</i>	<i>Voss</i>	<i>2A</i>	<i>Crail</i>	<i>3A</i>	<i>Kile</i>	<i>4A</i>	<i>Ludwig</i>	<i>5A</i>	<i>Kile</i>
<i>Union Member</i>	<i>1A</i>	<i>Domenz</i>	<i>2A</i>		<i>3A</i>		<i>4A</i>		<i>5A</i>	
Task Champion	1B	Harries	2B	Waller	3B	Harkin	4B	McGinn	5B	Hummel
<i>Central Office Admin</i>	<i>1B</i>	<i>Salazar</i>	<i>2B</i>	<i>Rojas</i>	<i>3B</i>	<i>Ehrmann</i>	<i>4B</i>	<i>Parisi</i>	<i>5B</i>	<i>Bell</i>
<i>Central Office Admin</i>	<i>1B</i>	<i>LeDeaux</i>	<i>2B</i>	<i>Biegelmann</i>	<i>3B</i>	<i>Crotty Kagan</i>	<i>4B</i>	<i>DeFauw</i>	<i>5B</i>	<i>Battaglia</i>
Building Level Admin	1B	Porsche	2B	Ruzinok	3B	Langton	4B	Gurney	5B	LaBrie
Building Level Admin	1B	Hill	2B	Bending	3B	Reincke	4B	Nolan	5B	Stout
Building Level Admin	1B	Lentz	2B	Wishowski	3B	Lentz	4B		5B	Munoz
Building Level Admin	1B	Pool	2B	Columbaro	3B	Wright	4B		5B	SantosDiaz
Building Level Admin	1B		2B	Wright	3B		4B		5B	
<i>Union Member</i>	<i>1B</i>	<i>Krepel</i>	<i>2B</i>	<i>Crail</i>	<i>3B</i>	<i>Williamson</i>	<i>4B</i>	<i>Harris</i>	<i>5B</i>	<i>Domenz</i>
<i>Union Member</i>	<i>1B</i>		<i>2B</i>		<i>3B</i>	<i>Krepel</i>	<i>4B</i>		<i>5B</i>	
Task Champion	1C	Rohlwing	2C	Schmidt	3C	Vicente			5C	Porter/Hummel
<i>Central Office Admin</i>	<i>1C</i>	<i>O'Keefe</i>	<i>2C</i>	<i>Zieleniewski</i>	<i>3C</i>	<i>Gilleland</i>			<i>5C</i>	<i>Mickle</i>
<i>Central Office Admin</i>	<i>1C</i>	<i>Schmidt, S</i>	<i>2C</i>		<i>3C</i>	<i>Kos</i>			<i>5C</i>	<i>White</i>
Building Level Admin	1C	Wilkinson	2C	Bernaky	3C	Hill (Carlos)			5C	Ruzinok

Building Level Admin	1C	Breeze	2C	Molik	3C	Wright			5C	Bending
Building Level Admin	1C	Buchanan	2C	Kouri	3C	Hammond			5C	Kouri
Building Level Admin	1C	Hammond	2C	LaBrie	3C	Buchanan			5C	Weger
Building Level Admin	1C	Leschman	2C	Stout	3C	Jurs			5C	Testone
<i>Union Member</i>	1C	<i>Szabo</i>	2C	<i>Szabo</i>	3C	<i>Harris</i>			5C	<i>Ludwig</i>
Task Champion			2D	Sieczkowski						
Central Office Admin			2D	Engel						
Central Office Admin			2D	Mainolfi						
Building Level Admin			2D	Wishowski						
Building Level Admin			2D	Mainolfi						
Building Level Admin			2D	Gurney						
Building Level Admin			2D	Ehardt						
<i>Union Member</i>			2D	<i>Domenz</i>						



COMMUNITY UNIT SCHOOL DISTRICT NO. 300 BOARD of EDUCATION MEMO

DATE: July 12, 2023

TO: Board of Education

FROM: Dr. Susan Harkin
Superintendent

Presented at the following Board Meetings	
Operations Committee	
Policy/Legislative	
School Utilization	
BOE 1st Reading	7/18/2023
BOE 2nd Reading	7/18/2023

SUBJECT: Secondary Scheduling Consulting Services Agreement

Background

The district and LEAD leadership discussed opportunities to improve our middle school schedule during our last bargaining session with LEAD. The district discussed this topic several years ago and has yet to have a final resolution. Thus, working with a consulting group to evaluate our current middle school schedule at CMS will be beneficial.

The evaluation will allow us to:

- create schedules that align with student needs and achieve instructional best practices while making the most of student and teacher time;
- work together to conduct a qualitative and quantitative review of current secondary schedules and practices, and
- guide school leaders to establish priorities for school schedules.

The consultants will develop recommendations that support these priorities and provide ongoing guidance through coaching calls. This approach will help ensure that the district’s middle school schedules support both the district’s highest priorities and teaching and learning best practices. The hope will be to use this recommendation and then apply it to all middle schools.

Recommendation

The district administration recommends working with the DMGroup to provide consulting services for secondary scheduling and practices. The cost for the services is \$35,000, and will be paid out of grant dollars.

June 30, 2023

Susan Harkin
Superintendent
Community Unit School District 300
2550 Harnish Drive
Algonquin, IL 60102

Dear Susan,

District Management Group (DMGroup) is pleased to present the enclosed proposal to help you design best-in-class secondary schedules. With DMGroup's unique combination of expertise and experience, your district leaders will create schedules that align with student needs and achieve instructional best practices to make the most of student and teacher time.

Opportunity Review. First, we will work together to conduct a qualitative and quantitative review of current secondary schedules, scheduling practices, and scheduling processes. This includes focus groups with key stakeholders as well as a detailed analysis of course offerings and staffing to determine what courses are offered and at what frequency, whether students have proper access to courses (e.g. rigorous content, intervention support), and if courses are effectively and efficiently staffed.

Establishing Priorities as a District Leadership Team. In the next phase, we will share results from the Opportunity Review and guide the district and school leaders to establish priorities for school schedules. By establishing these district priorities at the beginning of the process, we can help ensure final school schedules reflect the priorities of the students and your learning community.


Ongoing Coaching. We will provide ongoing support for district leaders and school teams in the form of individualized or group coaching. These calls will focus on problem solving potential barriers and challenges during both the creation and implementation of school schedules. DMGroup does not replace a district's scheduling software or scheduler but will work closely with them. We provide guidance, expertise, and collaborative thought partnership.

Our approach will help ensure that the district's school schedules support both the district's highest priorities and teaching and learning best practices. We look forward to the opportunity to work with you.

Sincerely,

Craig Gibbons
Senior Vice President





Secondary Scheduling Consulting Services

Proposal for

**Community Unit School District
300**

June 30, 2023



Contents

Scope of Work	1
Pricing Proposal	9
About District Management Group	10



Scope of Work

Our experience shows that when districts and/or schools set clear, coherent priorities paired with scheduling expertise, many highly desired goals that seemed unattainable can in fact be achieved in virtually every school without increasing costs or lengthening the school day.

DMGroup will utilize a multi-phase process to help the district strategically create new school schedules.

Phase 1. District Wide Secondary Scheduling Opportunity Review

Every district and every school has unique needs based on the students they serve, community values, and strategy. DMGroup begins our work by gaining a deep understanding of what is important to the district and its schools. The overriding goal is to better serve students, raise achievement, and address social emotional learning all through an equity lens. Our work includes a review of the district's plans, strategies, and priorities. This includes identifying:

- District's approach to raising achievement
- Areas with the greatest need for additional resources
- Key efforts, programs, or initiatives currently underway
- Desired new efforts, programs, or initiatives

DMGroup will review strategic plans, planning documents, and interview district and building leaders to ensure a comprehensive understanding of what's most important in the district for its schools to help students achieve at high levels and be successful in an ever more complex world.

Once clear and thoughtful priorities have been established it is equally important to ensure a thoughtful process for building schedules such as timing, required data and collaboration. Through the use of process mapping and focus groups, DMGroup will review the current scheduling practices and processes, and suggest options for improvement.

When schedules are built matters because some schools or districts attempt to build great schedules before critical data is available or they lack a formal structure for revision as new or different data becomes available. Class enrollment, budget and staffing are a few such examples.

Good data is the foundation of good schedules. What staff do we have, what staff should we have, when are staff available, which students need what services and which students need what courses all feed the scheduling process. Sometimes key data is missing, delayed or inaccurate. Sometimes it's not available in sufficient detail.

Who is in the room as schedules are built can dramatically improve the final product. Too often scheduling is an individual activity. A principal or AP works tirelessly to build a schedule. When shared with others, there is pushback, often because the others don't immediately see the tradeoffs or conflicts. Collectively wrestling with options builds support for more student centric schedules. When staff are shared across schools, building all schedules as a set simultaneously yields better schedules as well.

Changing schedules can be an exciting opportunity for reflection, invention, and improvement. It can also be scary, threatening, and stressful. Time to plan, opportunities for input and a collaborative process is critical for staff.

Most secondary and high schools use software and/or skilled schedulers to build their schedules each year. Even with DMGroup's support, that won't change. Our services enhance, not replace, a district's existing tools and schedulers. The enhancement focuses on answering the critical question, "What should be scheduled?" before beginning to build the schedule. For example, if the district has too many levels of Algebra or many low enrollment elective classes, then even the best tools or most skillful people can't create efficient and student centered schedules.

To help answer the question what should be offered, staffed, and scheduled we will conduct a very detailed set of analyses, which will include:

- **Alignment analysis:** To what extent do courses and enrollment support the stated goals and priorities?
- **Rigor analysis:** To what extent do students have access to high rigor courses, how does this vary by grade, school, and department, and how does actual enrollment in high rigor classes reflect a commitment to equity and opportunity?

This detailed analysis will include a review of to what extent rigorous and non-rigorous courses are offered and how many students are actually enrolled in each level of rigor, by subject and grade level.

- **Intervention analysis:** To what extent do students have access to interventions, how does this vary by grade, school, and department, and how does actual enrollment in intervention reflect a commitment to equity and opportunity?

What interventions are offered will be documented as well as how many students receive each type of intervention. The interventions will be compared and contrasted to best practices based on the What Works Clearing House and the work of John Hattie's *Invisible Learning* and other published research.

Any differences in offerings and services provided between struggling students with and without IEPs will be highlighted.

- **Extra time remediation analysis:** To what extent do students have access to extra instructional time during the school day, how does this vary by grade, school, and department.
- **Breadth of offerings analysis:** To what extent do students have access to rich, varied and 21st century electives, how does this vary by grade, school, and department.
- **Low enrollment analysis:** To what extent are there opportunities to reduce the cost without reducing offerings in low enrollment classes?

A detailed look at low enrollment courses in each school and department will be conducted. Specific strategies to minimize the cost of low enrollment courses without reducing student access to these courses will be provided.

- **Access to core instruction analysis:** How much time is dedicated to core instruction and does how does this vary by grade and school?



Review Equity of Offerings and Student Choice and Voice

Every school serves students with different needs and interests. Equity does mean that every school should have identical course offerings. That said, every difference in course offerings isn't necessarily a sign of providing what students need and want.

DMGroup's Review will assess:

- What differences exist in courses offered from school to school?
- What drives these differences?
- Is access to common offerings equitable (prevalence of students wanting a course but not able to be placed in it)?
- To what extent does student voice impact course offerings across the schools?
- To what extent is student choice practiced across the schools.

Analyze Staffing Patterns to Precisely Meet Course Enrollments

Effectively and efficiently staffing secondary schools is a complex task because the need is based on a combination of four key inputs: 1) course offerings, 2) course enrollment, 3) rules and guidelines for teaching load and 4) desired class size.

For example, if 300 students enroll in English 1, and teachers are expected to teach five periods a day, and the district targets 25 students per class, then 2.4 FTE English teachers are required for this course. If the process is repeated for every course, precise staffing requirements can be calculated.

Unfortunately, reality is more complicated than this straightforward example. Different types of courses have different target class sizes, such as intervention vs. AP, and some teachers can teach all courses in a department (e.g. math teachers), while others can only teach some courses in a department (e.g. French teachers in the world languages department) and yet others can teach one specific subject plus certain electives outside their subject, such as chemistry teachers who can also teach a general STEM course. DMGroup analysis manages this complexity in order to answer key questions such as:

- How much staff is needed in each department based on student needs and district set class size guidelines?
- How much staff is needed by specific certification for departments like science and world languages?
- Which staff are overloaded based on total students served?
- Which departments have capacity to offer more course offerings, expanded intervention or new enrichment services?
- How should shifts in enrollment also shift staffing needs?



This analysis is based on district set staffing and class size guidelines. There are no right or wrong staffing guidelines, just as some districts set different class size targets or expect teachers to teach more or fewer classes each week. DMGroup will share the range of practices we see from across the country and help facilitate district leaders creating staffing and workload guidelines that reflect the district's priorities, culture, context, collective bargaining, and service delivery model.

Many districts have significant hidden staffing inefficiencies due to their scheduling or course offering practices. This ties up funds in ways that do not benefit students or teachers. Often, these inefficient practices creep into school schedules slowly over time. The challenge is compounded in that the person often tasked with building the schedule (e. g. principal or assistant principal) may not have authority over key factors, such as course offerings or department level staffing.

Sometimes, financial inefficiencies are the result of scheduling in silos, with each school or department not taking a district view of the impact on staffing or budgets. What's best for each school or department may not be best for the district as a whole.

The analysis will also help answer important questions including:

- Do all staff have full workloads?
- Are existing class size guidelines reflected in the schedule?
- Can existing staff provide more offerings to students such as interventions or electives?
- Do any policies or practices raise costs without adding equal benefit to students or staff?
- Does the district pay extra for teacher collaboration or student intervention that could be scheduled at no added cost?
- What is the full cost of teacher collaboration time?



Phase 2. Establishing Priorities as a District Leadership Team

We start our work together facilitating a clear articulation of district and school requirements, goals, and priorities, and will answer the key questions such as:

- What are the priorities for the schools and the district?
- What is the best use of time during the school day to meet these goals?
- How can the schedule be a tool for raising achievement?

With the district's theory of action in mind, the next step in creating great school schedules is having a clear set of expectations for what a great schedule should include and accomplish. This should spring from a clear statement of what students and staff need and the overarching priorities of the district.

DMGroup will facilitate a two part workshop series designed to help central office and school based leaders collectively establish scheduling priorities. DMGroup will share key findings from the opportunity review conducted in phase 1 and work with district leadership members to codify key goals to be reflected in the school schedule. DMGroup will share best practice research and draw heavily on the wisdom of district staff, the district's strategic plan, culture, and priorities. Of course, collective bargaining requirements will also be analyzed and incorporated. Examples of key scheduling components might include:

- Daily intervention time for struggling students
- MTSS/Intervention
- Personalized learning opportunities
- Extended lab periods
- Advisory periods
- Equity of offerings across schools
- Independent, competency- based, or project-based learning
- New theme-based electives or personalized pathways, such as coding, engineering, or social justice
- Fewer study halls
- Access to rigorous courses and dual enrollment college courses
- Course offerings that prepare students for success after graduation and match their passions
- Efficiently managing low enrollment courses without reducing student choice
- Equitable and reasonable workloads for staff

DMGroup will facilitate discussions among staff, central office leaders, and school-based leaders in order to prioritize the components of desired schedules. Through these discussions, DMGroup will help prioritize the key components such as “must-have” vs “nice-to-have.”

Often, as prioritized lists of elements are finalized, differences may emerge. This process of refining the desired elements and defining their relative importance will serve as a vehicle for assuring alignment between central office leaders and building principals.

This step will end with the creation of a clear prioritized list of key design criteria (key components) for effective and cost-effective school schedules based on best practices and district priorities.

Districts must focus on meeting the goals, not the structure of the schedule. Block schedules, 7-period schedules, 6-day rotating schedules, and so on, are a means to an end, not an end in and of themselves. Sometimes, scheduling discussions focus on these structures rather than the goals. Virtually any set of goals can be met with most any structure of schedule.



Phase 3. Ongoing Coaching

In the first implementation, DMGroup will provide ongoing personalized coaching calls to support teams and or leaders with both the design and implementation of school schedules. The district will have up to 2 coaching calls to utilize as needed during the course of our work together. These calls are in addition to the coaching provided under the scope of the Secondary Scheduling Institute.

Coaching will take place in a variety of formats as needed – individual, role-alike groups, school-based, or district leadership teams.

Coaching call topics will be driven by district priorities and school team needs including but not limited to the following:

- Potential scheduling changes
- Potential shifts in staffing over time
- Professional development needs
- Other supporting efforts

Team members will identify a challenge to be solved with the support and guidance of a DMGroup scheduling expert.



Complimentary DMCouncil Membership

Included in this proposal is a complimentary, one-year membership to District Management Council (a \$4,500 value). You will join a community of forward-thinking education leaders from across the country committed to driving sustainable, measurable improvements to help schools and students thrive. As a member, you will have access to District Management Group's national conferences, our additional convenings such as our virtual roundtable discussions, professional development opportunities, our research, and our expert advice.

Your one-year membership will begin on the first of the month following the contract award. If you are not already familiar with the benefits of DMCouncil membership, we look forward to scheduling a membership onboarding call to introduce you to all the benefits of membership and to help us understand your most pressing needs so we can guide you to the District Management Group resources that can be most helpful to you.

BENEFITS

- Connect, share ideas, and collaborate with a **community of forward-thinking leaders** from across the country
- Deepen your knowledge and stay at the forefront of the **latest research** on management and education best practices
- Strengthen management capacity through an array of **professional development** opportunities:
 - ✓ **Superintendents' Strategy Summit:** DMGroup's signature two-day professional development event specifically for superintendents provides superintendents a unique opportunity to learn and to share ideas with fellow superintendents from around the country. Membership includes conference materials, hotels, and meals.
 - ✓ **Member Discounts to DMInstitutes:** DMCouncil members receive discounts to our structured professional development programs for district teams. DMInstitute's cohort-based coursework and coaching delivered over a period of multiple months builds skills that last. Past topics include Accelerating Learning, Academic Return on Investment, and Secondary Scheduling.
 - ✓ **Virtual roundtables:** Monthly virtual roundtables provide opportunities for superintendents and district staff to stay abreast of management and educational best practices and to share ideas with their peers.
- Stay abreast of what works with **District Management Journal:** Receive ten subscriptions for your district leaders to our signature publication that includes research, toolkits, and case studies
- Access **expert advice:** consult with our experts to discuss your district's specific challenges

DMCouncil

- Established 2004 -

JOIN A NATIONAL NETWORK
OF OVER 1,400 DISTRICT LEADERS

142 districts

28 states

1,450 district leaders

3.5 million students served



Pricing Proposal

Secondary Scheduling Consultant Services

DMGroup has developed a transparent, comprehensive, all-inclusive, “no-surprises” approach to pricing. All prices include travel, travel time, and other expenses.

Summary	# of Schools	Unit Price	Extended Price
Phase 1 Secondary Scheduling Opportunity Review <i>(August – September 2023)</i> <i>Preliminary review, analysis, interview, survey, and information gathering of existing schedule for development.</i>	1	\$35,000	\$35,000
Phase 2 Establishing Priorities as a District Leadership Team <i>(September 2023)</i> <i>Develop guidance for new schedule implementation, deliver concrete recommendations and differentiated schedule options.</i>			
Phase 3 Ongoing Coaching <i>(To be utilized by March 2024)</i> <i>Provide facilitation and support for administering implementation of schedule option.</i>			
District Management Council Membership <i>Extended through September 2024 in recognition of current DM Council membership.</i>			
Total			\$35,000

The pricing in this proposal will remain valid for 30 days from the date of the proposal. If the proposal is not agreed and signed within 90 days, the offer made herein expires and pricing and availability of services cannot be guaranteed. *A late fee of 1.5% per month will be assessed for invoices over 60 days.*

Accepted by:

District _____

Name _____

Signature _____

Date _____

Accepted by:

District Management Group _____

Name _____

Signature _____

Date _____





District Management Group

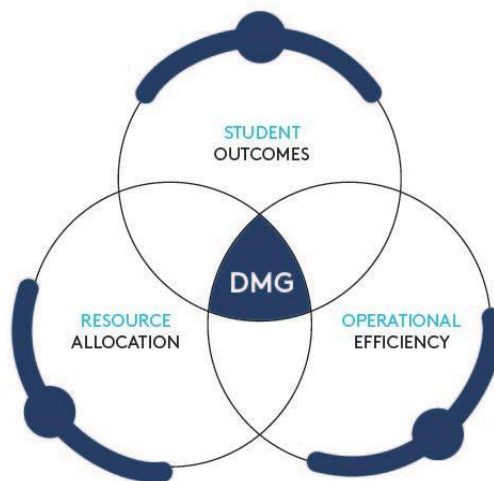
Helping Schools and Students Thrive

About District Management Group

Founded in 2004, District Management Group seeks to address the most important management challenges facing American public-school leaders.

The leaders of our school systems are charged with the enormous responsibility of providing students with the resources to succeed in school and beyond. To achieve this, district and school leaders must not only be great educators, they must also be great managers. District Management Group seeks to provide district leaders with the best management and educational practices, tools, and techniques to produce measurable, sustainable improvements that help schools and students thrive.

Our unwavering focus is on solutions that improve student outcomes, and simultaneously enhance operational efficiency and resource allocation. It is in achieving these three objectives simultaneously that improvements in student outcomes and the public education system as a whole can be made sustainable.



Our Services

DM Learning

Best-in-class knowledge and professional development, and a membership community of forward-thinking leaders learning, sharing, and making a difference for students.

- **DM Council**
 - Annual membership
 - Executive Partner Program
- **DM Institutes**
 - A-ROI Institute
 - Secondary Scheduling Institute
- **DM Equity Office**
 - Partnering with Districts to Strengthen Equitable and Inclusive Practices
- **DM Journal**
 - DM Group's signature publication

DM Schedules

Cloud-based software and/or service to help districts optimize use of resources through scheduling.

- **DM Schedules for Elementary Schools**
- **DM Schedules for Special Education**
- **Secondary Scheduling**

DM Consulting

Customized management consulting support across a variety of practice areas.

- **Strategic Planning**
- **Special Education and Social, Emotional Learning**
- **Strategic Budgeting**
- **Initiative Inventory**
- **Program Evaluation**
- **Weighted Student Funding**
- **Implementation/Change Management**
- **Superintendent Entry Plan Development**
- **Custom Consulting**

Breakthrough Results

The Breakthrough Results approach achieves measurable results while building team members' skills and leadership capacity. This approach provides on-the-job experience, targeted professional development, and coaching to build meaningful and enduring skills.

- **Increase ELA achievement**
- **Increase math achievement**
- **Address equity issues**
- **Raise graduation rates**
- **Improve attendance rates**
- **Increase engagement**
- **Increase operational efficiencies**



Our Values



Partnership

We believe that each district's unique history, context, and culture matter. We get to know our partner districts, gaining a deep quantitative and qualitative understanding, so that we can work alongside your leadership team to help identify the right solutions and tailor implementation for long-term success.



Impact

We seek to help school districts achieve measurable and sustainable improvement, and, unlike many other firms, our work does not end with delivering a report. We aim to strengthen our partner districts' internal capacity and, if desired, provide implementation support. For us, the measure of success is client satisfaction and real results for students and schools.



Collaboration

We believe we know more together than we do alone. This is why we draw on best practices from the education sector as well as management techniques with proven results in the private sector and public sector, and we leverage the collective knowledge of our nationwide network of school districts.



Equity and Inclusiveness

We know that equity and inclusiveness make us stronger. We unequivocally commit to making sure this belief shines through in our work, both by reviewing our recommendations with an equity-focused lens to ensure that the work we do with school districts not only reduces racism but is proactively anti-racist, and by continuing to create a more inclusive environment within our own organization guided by our equity statement.



Systems Thinking

We believe that true and enduring solutions require looking beyond the specific challenge at hand and taking a broad, holistic approach to achieve coherence and alignment. We deliver systems-level solutions that align with your strategic priorities and position you to bring about transformational improvement.



District Management Group is committed to partnering with districts to bring about transformational, measurable, and sustainable improvements in public education. We are committed to helping schools and students thrive.



District Management Group

Helping Schools and
Students Thrive

If you have any comments or questions about the contents of this document, please contact District Management Group:

Tel: (877) 362-3500

Email: info@dmgroupK12.com

Fax: (617) 491-5266

Web: www.dmgroupK12.com

Mail: 133 Federal Street, Boston, MA 02110

