Community Unit School District

Tuesday, February 23, 2021
BOARD OF EDUCATION BUSINESS MEETING

D300 Central Office
2550 Harnish Drive
Algonquin, IL 60102
6:30 PM

1. Call to Order
    1. Roll Call
2. Closed Session
    1. Motion to go into closed session for the purpose of to discuss the appointment, employment, compensation, discipline, performance, or dismissal of specific employees of the public body, student discipline, negotiations, and litigation
    2. Motion to adjourn closed session
3. Reconvene in Open Session
    1. Roll Call
4. Pledge of Allegiance
5. Approval of the Agenda
6. Board Announcements
    1. Good News
7. Superintendent Report 3
    1. Local COVID Update
    2. D300 Vaccine Update
    3. Remote/In-Person Enrollment Update
    4. Black History Month
    5. New Elementary School, Boundary Committee Process Overview
8. Legislative Update
9. Public Participation
    Members of the public, especially residents of District 300, are welcome to contribute during public participation.
    To do so, you must sign up at the lectern by 6:30 pm**,** prior to the start of the meeting; be 18 or older or have a parent/legal guardian present with you, give your full name and respectfully state your comments, and you are not permitted to mention the names of specific staff members or students. The Board will not respond in this forum but will thoughtfully consider your statements.
10. Consent Items <$25k
    1. Approval of Board Meeting Minutes
        1. Approval of Correction to the Minutes 45
    2. Approval of Permission to destroy closed session recordings
    3. Approval of Disposal Items 48
    4. Approval of Donations 49
    5. Approval of Bills Payable 57
    6. Approval of Treasurer's Report 71
    7. Approval of School Calendar 2021-2022 Revisions 167

8. Approval of Human Resources Report 170
9. Approval of Freedom of Information Act Report 174

11. Consent Items >$25k
    1. Approval of Paraprofessional Professional Services Contract (Renewal) 176
    2. Approval of Mats, Mops & Towel Services Bid 178
    3. Approval of New Elementary School Bid (Package 1) 183
    4. Approval of Summer Projects Bids - DCHS & HHS Flooring (Package 3) 189
12. Roll Call Action Items
    1. Approval for Recommended Return to In-Person Learning Plan 195
    2. Approval of Student Case #1, Expulsion
    3. Approval of Settlement Agreement, Runge vs. CUSD #300
13. Board Discussion
    1. Board Committee Reports
        1. Board Construction and Facilities Oversight Committee
        2. Board Finance Committee
14. Adjournment

GOOD NEWS

February 23, 2021

DISTRICT 300 HOSTS VACCINATION EVENT

KCT PRESENTS DONATION TO D300 FOUNDATION

5

CHICAGO BEAR DAVID MONTGOMERY TO VIRTUALLY MEET WITH ALGONQUIN LAKES ELEMENTARY STUDENTS

Photo Courtesy: Chicago Tribune

6

ILMEA STUDENTS 2020-2021

DUNDEE-CROWN HIGH SCHOOL

Choral Director: Christina Cummins-Gorski

All-State Chorus

Nathan Dado
Tenor I

All-State Honors Chorus

Josh Sanchez
Tenor II

Alex Stiefel
Bass II

Camden Svec
Soprano I

7

ILMEA STUDENTS 2020-2021

HAMPSHIRE HIGH SCHOOL

Chorus Director: Chris Cherry

All-State Chorus

Evelyn Guijarro
Soprano I

8

ILMEA STUDENTS 2020-2021

HAMPSHIRE HIGH SCHOOL

Band Director: Greg Matushek

All-State Jazz Band

Samuel Taylor
Bari Sax

9

ILMEA STUDENTS 2020-2021

HAMPSHIRE HIGH SCHOOL

Orchestra Director: Chris Cherry

All-State Orchestra

Zylle Constantino
Violin

10

ILMEA STUDENTS 2020-2021

JACOBS HIGH SCHOOL

Choral Director: Jennifer Parker

All-State Chorus

Brooke Bauman
Soprano II

Brooke Jones
Alto I

Alex Quast
Tenor II

All-State Honors Chorus

Sydney Olson
Soprano I

Diana Vesselinova
Soprano II

All-State Vocal Jazz

Jesse Iroanyah
Bass

Alyssa Kuphal
Soprano

Diego Rivera
Bass

11

ILMEA STUDENTS 2020-2021

JACOBS HIGH SCHOOL

Band Director: Anthony Gnutek

All-State Band

Joshua Neckar
Trumpet

Allison Schaffer
Clarinet

12

ILMEA STUDENTS 2020-2021

JACOBS HIGH SCHOOL

Orchestra Director: Terry Foster

All-State Orchestra

Perry Li
Violin

13

DISTRICT 300

SUPERINTENDENT'S REPORT

February 23, 2021

LOCAL COVID-19 UPDATE

Fred Heid, Superintendent

KANE COUNTY TEST POSITIVITY RATE

Date	Positive Tests	Total Tested	Daily Test Positivity	Test Positivity 7-Day Rolling Avg
2/2/2021	131	2,102	6.2	6.6
2/3/2021	179	2,621	6.8	6.5
2/4/2021	129	3,105	4.2	6.1
2/5/2021	132	2,248	5.9	6.1
2/6/2021	109	2,053	5.3	5.8
2/7/2021	109	1,486	7.3	5.8
2/8/2021	80	1,570	5.1	5.7
2/9/2021	93	1,768	5.3	5.6
2/10/2021	121	3,259	3.7	5
2/11/2021	88	2,681	3.3	4.9
2/12/2021	98	2,310	4.2	4.6

KANE COUNTY CASES PER 100K

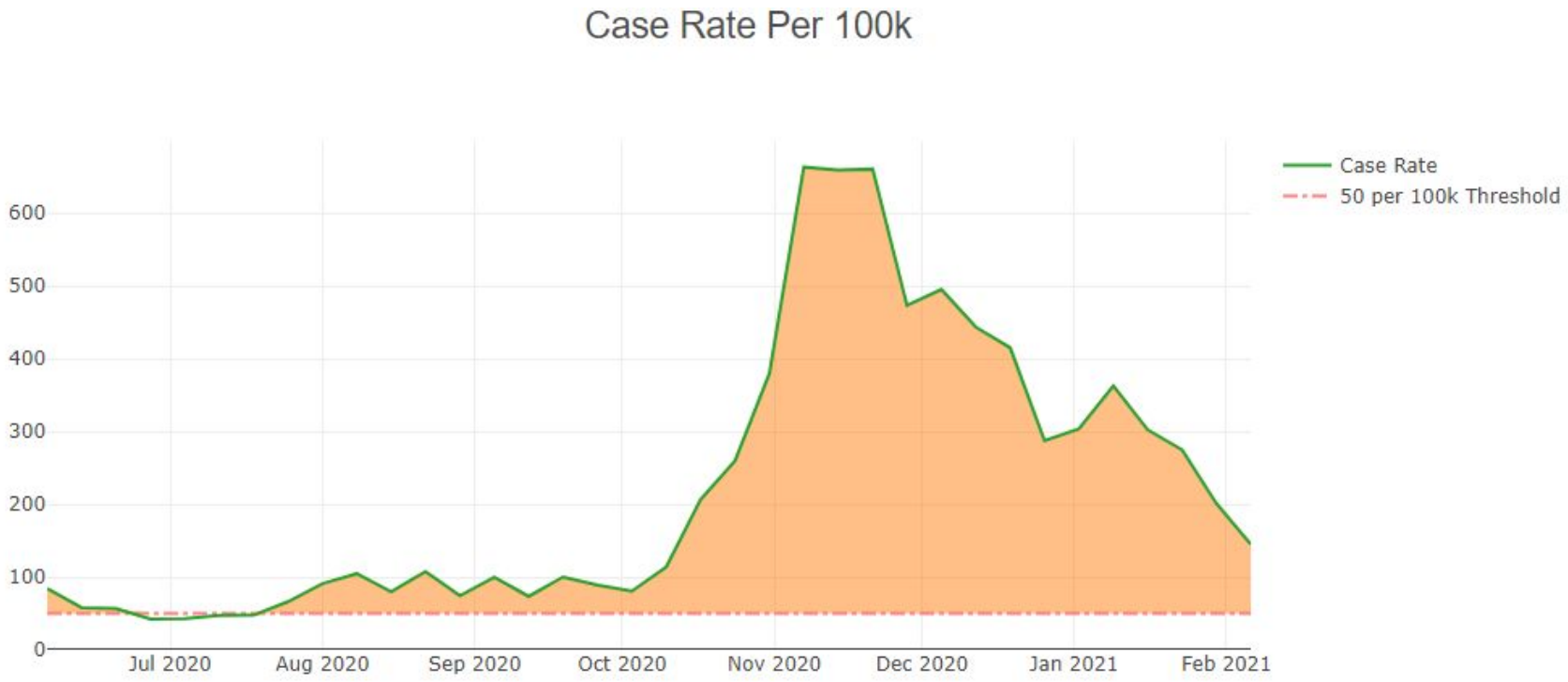

17

MCHENRY COUNTY TEST POSITIVITY RATE

Date	Positive Tests	Total Tested	Daily Test Positivity	Test Positivity 7-Day Rolling Avg
2/2/2021	94	1,439	6.5	6.7
2/3/2021	86	1,330	6.5	6.8
2/4/2021	76	1,554	4.9	6.4
2/5/2021	81	1,202	6.7	6.4
2/6/2021	53	981	5.4	6.3
2/7/2021	63	845	7.5	6.1
2/8/2021	64	1,045	6.1	6.2
2/9/2021	75	1,168	6.4	6.1
2/10/2021	66	1,723	3.8	5.6
2/11/2021	78	1,574	5.0	5.6
2/12/2021	59	1,247	4.7	5.3

MCHENRY COUNTY CASES PER 100K

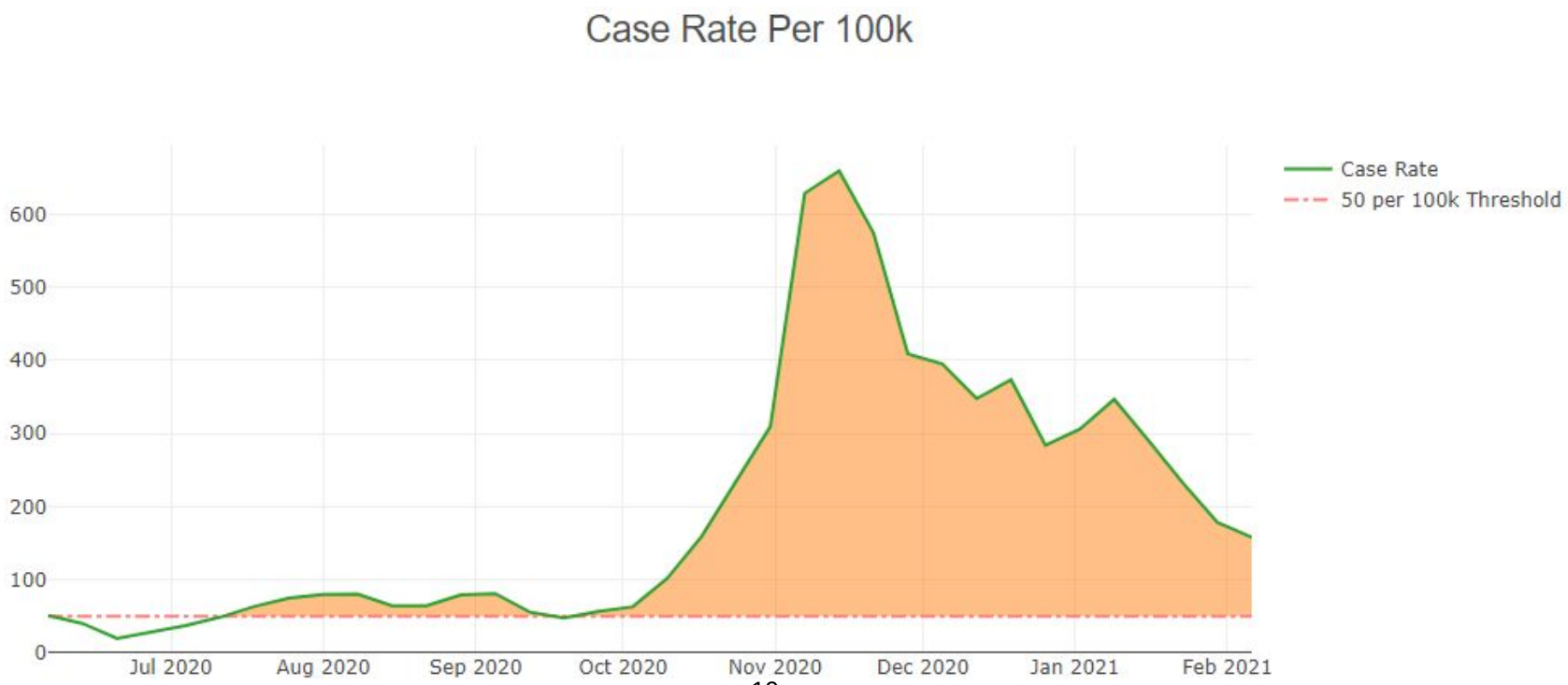

PHASE 5 REQUIREMENTS

The following criteria must be met to move from Phase 4 to Phase 5:

- Testing, tracing, and treatment are widely available throughout the state
    - Either a vaccine is developed to prevent additional spread of COVID-19
        - Vaccine deployment has seen improvement
        - 4.48% have been “fully” vaccinated (as of 2/21/21)
        - No vaccine yet authorized for school age children
    - A treatment option is readily available that ensures health care capacity is no longer a concern
    - OR there are no new cases over a sustained period
- All sectors of the economy reopen with new health and hygiene practices permanently in place

Note: There are few details regarding Phase 5 and any resulting impact on public school students, staff, and settings at this time.

IDPH Vaccine Data: https://www.dph.illinois.gov/covid19/vaccinedata?county=Illinois

Restore Illinois Phases: https://www.dph.illinois.gov/restore

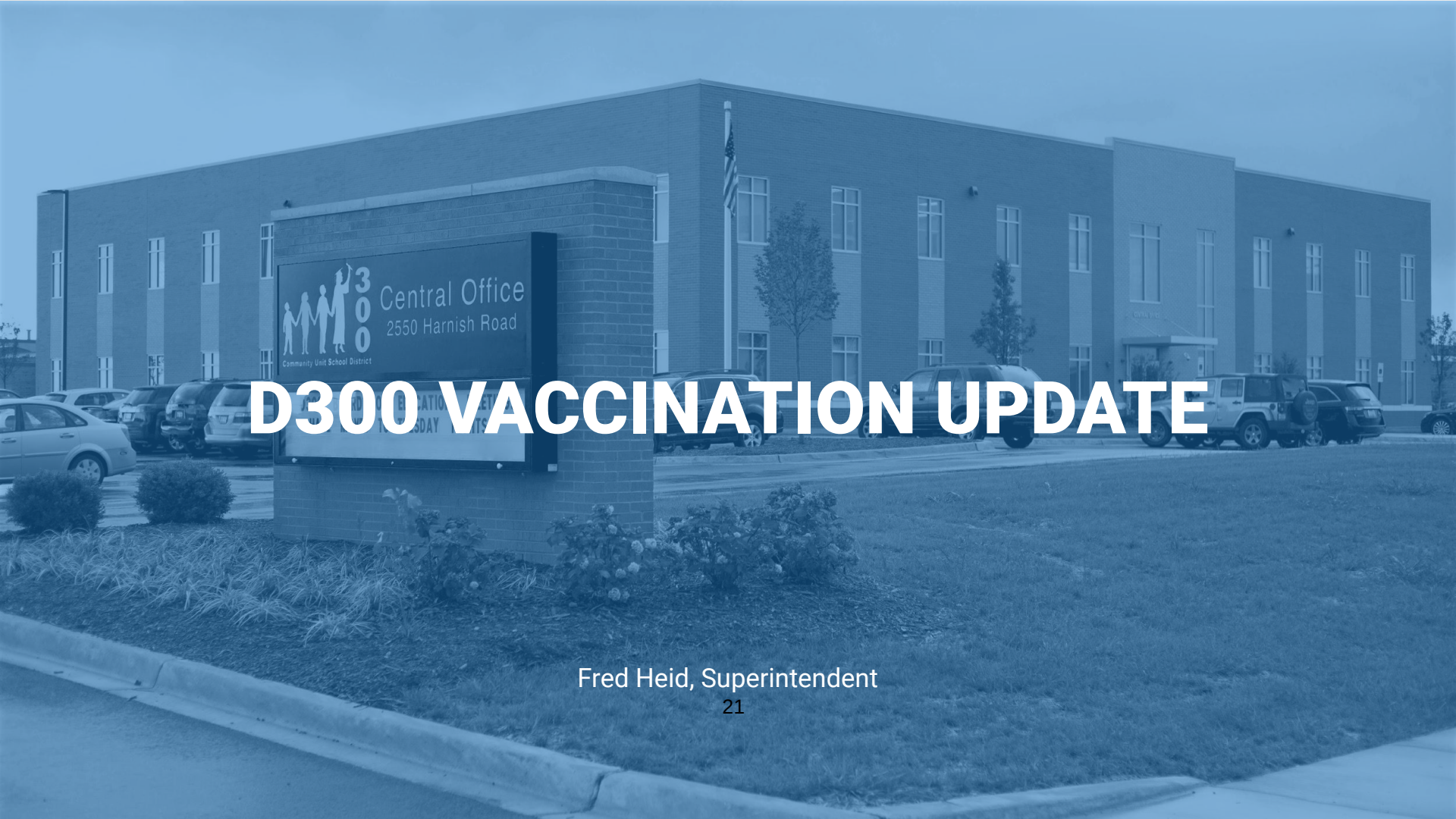

D300 VACCINATION UPDATE

Fred Heid, Superintendent

D300 VACCINATION UPDATE

- Thank you to the staff from Meijer who volunteered their time to vaccinate staff
  - Two day total: **2,149 staff vaccinated (included all D300 groups and contracted services)**
  - Overall percentage of staff vaccinated: **70% (of 2,970 staff only 792 did not receive the vaccination)**
  - Second vaccination dose administration dates for those who received their original vaccine on February 12th and 15th **(Changed)**
    - Friday, March 12th - All staff will be vaccinated
  - Second vaccination for Hampshire and Gary D. Wright Elementary schools scheduled for Thursday, March 4th may be changed to Friday, March 5th. Staff and families will receive an update no later than Thursday, February 25th once confirmed.

REMOTE/IN-PERSON ENROLLMENT UPDATE

Fred Heid, Superintendent

BACKGROUND

- Families were asked to complete their fourth quarter attendance preference the week of 2/8 - 2/12

- Third quarter data:

  - 64% of families opted for in-person learning PreK-12
  - Elementary class sizes - Limited to 20 or less (only 10 exceeded the established cap)
  - Middle school class sizes - Limited to 20 or less
  - High school class sizes - Limited to 20 or less

SUMMARY OF REQUESTED CHANGES

School Level	Fourth Quarter Changes	
	In-Person	Remote
Preschool	3	3
Elementary	312	24
Middle	192	32
High	105	125
Oak Ridge	2	2

25

MIDDLE AND HIGH SCHOOL CHANGES

	Total # requesting a change	Total changing from remote to in-person	Total changing from in person to remote
High Schools			
Jacobs HS	79	39	40
Hampshire HS	61	26	35
Dundee-Crown HS	91	41	50
Oakridge School	4	2	2
Total	235	108	127
Middle Schools			
WCS (MS)	53	38	15
Dundee MS	40	35	5
Hampshire MS	40	32	5
Algonquin MS	15	12	3
Carpentersville MS	80	75	5
Total	228	192	33

ELEMENTARY CLASS SIZE UPDATE

	Principals/AP Schedulers--parent requests for Q4 are now past due--please populate the row for your school by end of day 2/16 (Column B-I)...							
				i.e. 20 at one time				
	Total # requesting a change	Total changing from remote to in-person	Total changing from in person to remote	# of class sections at 20 in person	# of class sections at 21 in person	# of class sections at 22 in person	# of class sections at 23 in person	# of class sections at 24 in person
Elementary Schools								
Algonquin Lakes	18	13	5	1	0	0	0	0
Dundee Highlands	26	25	1	1	0	0	1	0
Eastview	13	13	0	0	0	0	0	0
Wright	46	43	3	4	8	4	5	0
Golfview	17	14	3	0	0	0	0	0
Hampshire Elem.	17	16	1	2	3	1	0	0
Lake in the Hills	35	27	5	1	1	0	0	0
Lakewood	28	24	4	1	0	0	0	0
Liberty	33	32	1	3	1	1		
Lincoln Prairie	27	27	0	1	1	0	0	0
Meadowdale	2	2	0	0	0	0	0	0
Neubert	24	23	1	3	0	1	1	
Parkview	8	7	1	0	0	0	0	0
Sleepy Hollow	13	13	0	2	1	0	0	0
Perry	7	7	0	0	0	0	0	
Gilberts	31	31	0	4	3	0	0	0
deLacey	3	3	0	0	0	0	0	0
WCS ES	24	24	0	3	0	0	0	0
Total	372	344	25	26	18	7	7	0

27

SUMMARY OF RECOMMENDATIONS

Preschool/Elementary Grades K-5

- Changes take effect March 22nd
- Five days per week (no synchronous day)
- Class sizes bumped to 24 (data suggest vast majority remain at 20 or below)
- Preschool will be capped at 16

Middle/High Grades 6-12

- Changes take effect March 1st
- Alternating A/B Schedule (no synchronous day)

BLACK HISTORY MONTH CELEBRATION

Adrian Harries, Director for Diversity, Equity, and Inclusion

BLACK HISTORY NATIONAL THEME 2021: THE BLACK FAMILY: REPRESENTATION, IDENTITY, AND DIVERSITY

World Read Aloud Day - February 3

- Adrian Harries read *The Undefeated* to classes throughout the district

Weekly Guest Readers

- Using our YouTube channel, District 300 has been live streaming community leaders reading a selection once per week. This occurs at 5 p.m. so that families can tune in.
- February 3: Mr. Harries read *The Undefeated* by Kwame Alexander
- February 10: Mr. Perdomo read *The Day you Begin* by Jacqueline Woodson
- February 17: Pastor Ball read *Hair Love* by Matthew A. Cherry
- February 24: Mr. Heid will read *That is My Dream!* by Langston Hughes

BLACK LIVES MATTER FLAG AT JACOBS

- An initial letter was shared with the Jacobs parent community to express the fact that we would be hanging a Black Lives Matter flag along with a collage created by the Jacobs Black Youth Alliance to represent the diversity of our Jacobs Black Family.

- The letter further explained that starting with Black History Month, we will begin to display cultural flags that connect and represent each Nationally celebrated month of cultural celebration.

- Last but not least within the letter we expressed “Our incorporation of this flag is strictly for the purpose of celebrating our Black/African-American Youth and is not a representation of any politicized ideals.”

- We believe that the Black Lives Matter Movement is the Civil Rights Movement of the 20th century, and is greater than one political party, but rather the literal, social, and civic desire for all Black Lives to be valued within our society. Which has not always been the case.

WOMEN'S HISTORY MONTH THEME 2021: CHOOSE TO CHALLENGE

International Women's Day - March 8 (Can be addressed at any time during the month)

- Staff and families are challenged to take a selfie with a large challenge card and post to social media using #D300ChooseToChallenge

Weekly Guest Readers

- Using our YouTube channel, we will live stream community leaders reading a selection once per week. This will occur at 5 p.m. so that families can tune in.
- March 3: Reader TBD will be reading *Text TBD* by Author TBD
- March 10: Reader TBD will be reading *Text TBD* by Author TBD
- March 17: Reader TBD will be reading *Text TBD* by Author TBD
- March 24: Reader TBD will be reading *Text TBD* by Author TBD

HERITAGE/DIVERSITY PLAN FOR 2021 AND BEYOND

Committee made up of Staff throughout District 300

- Mark Wetzel (Director of AVID and Social Studies) and I will be spearheading a District 300 Heritage/Diversity Summer committee
- The committee will consist of 10-20 volunteers from diverse backgrounds
- The committee will meet during the summer to plan for a variety of special observances that occur throughout the school year
- The committee will also develop a general curriculum to support the celebration of diversity throughout District 300. The curriculum should allow schools to expand on what they offer related to cultural celebrations moving forward.
- Attached is a Heritage Month Guide for your review

DISTRICT 300 - HERITAGE MONTH GUIDE

February	Black History Month
March	Women's History Month
April	Arab American History Month and National Day of Silence
May	Asian Pacific American Heritage Month Jewish American Heritage Month
June	Gay/Lesbian Pride Month
September	National Hispanic/Latino Heritage Month
October	National Disability Awareness Month National Italian American Heritage Month
November	National American Indian Heritage Month

NEW ELEMENTARY SCHOOL

Susan Harkin, Chief Operating Officer

INCREASING ENROLLMENT

Enrollment by School								
School	FY14	FY15	FY16	FY17	FY18	FY19	FY20	Δ
Gary D Wright Elementary	559	638	722	743	768	787	810	251
Gilberts Elementary	699	703	714	717	788	773	761	62
Hampshire Elementary	354	346	327	457	404	434	466	112

For FY14-FY20, enrollment has grown by 425 students in these schools

In FY21, we have seen a slight decline at all District 300 schools due to the pandemic. However, Gary D. Wright is up 9 students despite the impact of COVID-19 and is the school with the highest percentage of in-person instruction.

NEW HOUSING DEVELOPMENTS/ELEMENTARY SCHOOL

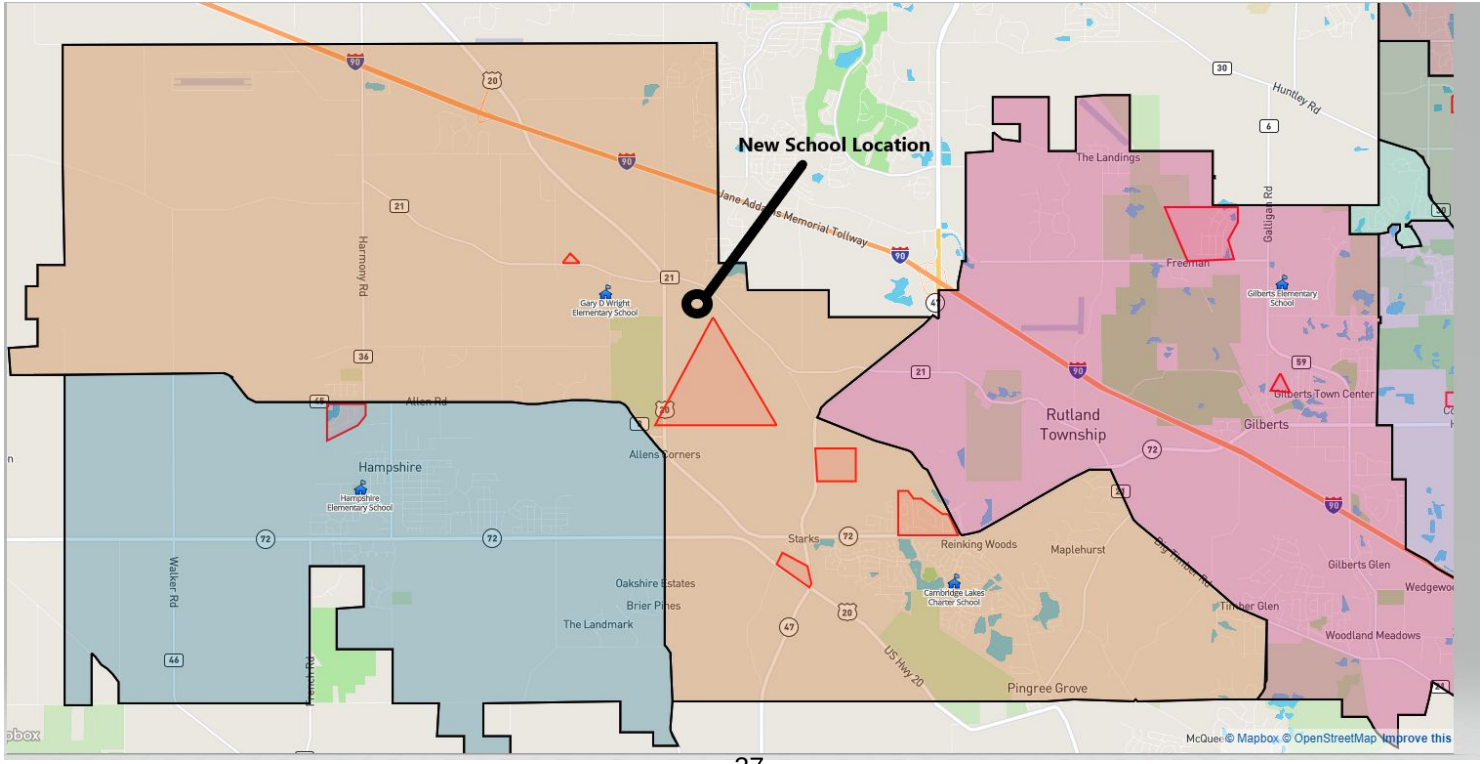

37

WHY?

Due to the growing enrollment on the western portion of the district and projected enrollment increases due to new housing developments, the district has proactively decided to build a new elementary school to be open for the FY 2022/2023 school year.

In preparation for the new school, the district will need to engage the School Utilization and Capacity Committee to develop boundaries for the new elementary school

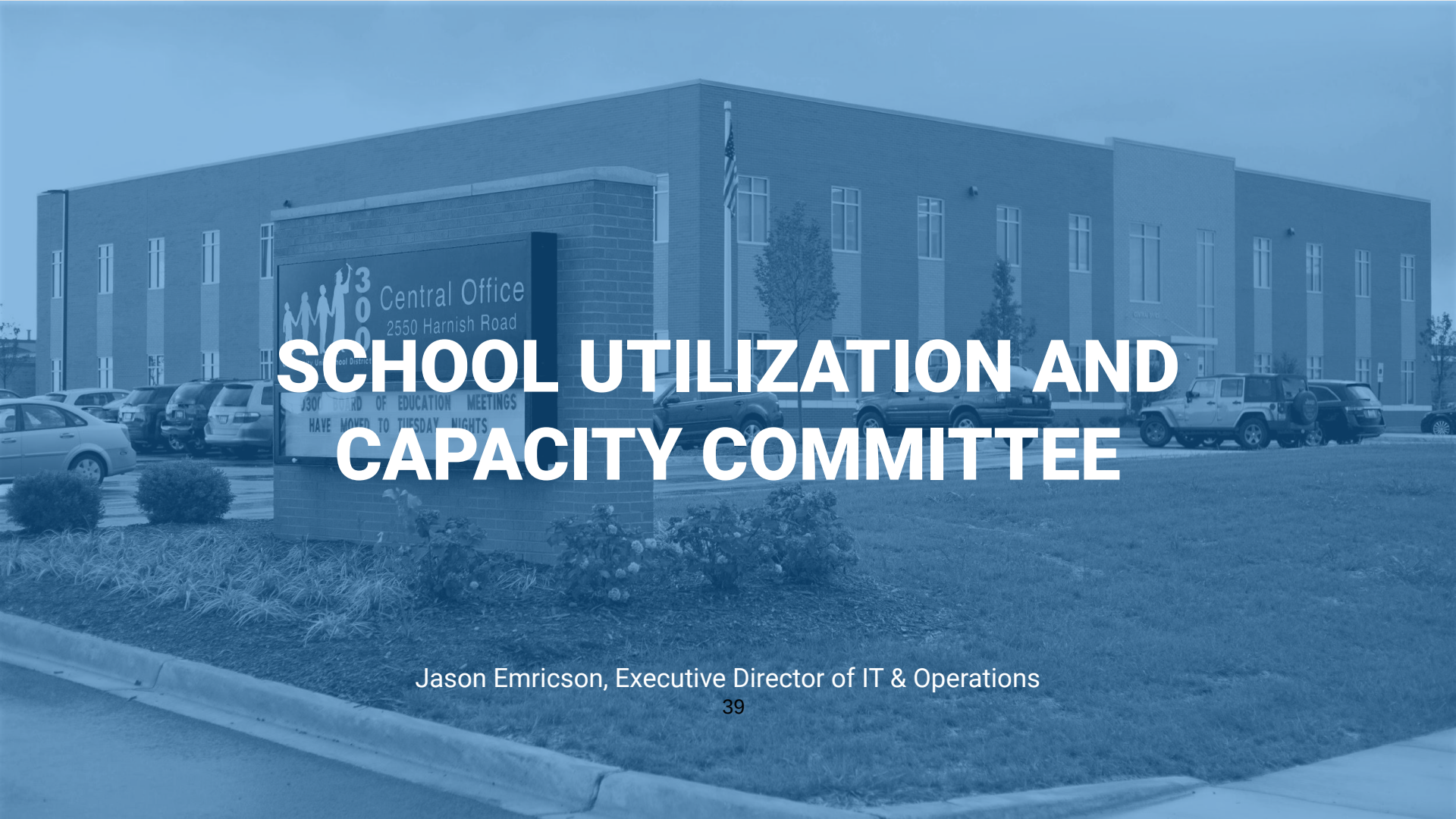

SCHOOL UTILIZATION AND CAPACITY COMMITTEE

Jason Emricson, Executive Director of IT & Operations

SCHOOL UTILIZATION AND CAPACITY COMMITTEE: OVERVIEW

The School Utilization and Capacity Committee consists of members from the academic and operations teams, along with the Superintendent and two School Board Members

Also the District has partnered with DecisionInsite to assist in the boundary process.

The School Utilization and Capacity Committee has three main goals:

- Maximize building occupancy
- Maximize transportation efficiency
- Maximize programmatic efficiency

SCHOOL UTILIZATION AND CAPACITY COMMITTEE: BOARD POLICY

Board Policy 7:30

The School District is divided into school attendance areas. The Superintendent or designee will review the boundary lines annually and recommend any changes to the Board of Education. The Superintendent or designee shall maintain a map of the District showing current school attendance areas. Students living in a given attendance area will be assigned to that school.

ADMINISTRATIVE PROCEDURE 7:30: BOUNDARY CHANGE PROCESS

1. Administration will present to the Board of Education and the public 3-5 comprehensive recommendations to deal with school boundaries. In an instance where there is only 1 viable option, both the Superintendent and Board of Education President must approve that only 1 recommendation will be brought forward for input. The Board of Education has the option to accept, reject or modify any proposal.

2. Following the initial presentation by the administration to the Board of Education of any proposed boundary change, a summary of the accepted proposals will be sent to all parents affected by the recommendation. In addition, local media will be contacted and copy of the proposals made available.

3. At a date in the future, a public meeting shall be held where the presentation is again reviewed for the public, and the public is allowed to make comments to the Board of Education regarding the proposals. At this meeting, the Board Members will not vote on the proposals, but merely receive information from the public.

4. Final action on any proposed boundary change shall take place no earlier than seven days following the public meeting and at a regularly scheduled meeting of the Board of Education.

SCHOOL UTILIZATION AND CAPACITY COMMITTEE: ADMINISTRATIVE PROCEDURE 7:30

Criteria used to determine School Boundaries:

I. Geographical Proximity
II. Continuity of Educational Experience
III. Continuity of Social Experience
IV. Efficient use of School Facilities
V. Effective use of School Facilities
VI. Logistical Concerns
VII. Educational Needs of the Students

Implementation:

I. Disrupt as few students as possible
II. Enrollment trends and growth patterns shall be analyzed
III. Reassignment shall be made as early as possible
IV. Senior High School students may remain at their high school or their last two years

SCHOOL UTILIZATION AND CAPACITY COMMITTEE: TIMELINE FOR BOUNDARY ADJUSTMENT

Date	Action	Progress
1/13/2021	Engage School Utilization and Capacity Committee Kick off meeting	**Completed**
February	Create boundary maps first pass	**Completed**
March - April	Develop 3 - 5 boundary scenarios for School Utilization and Capacity Committee review	
6/8/2021	Finalize 3 - 5 boundary scenarios for Board of Education review	
6/22/2021	Provide boundary scenarios to Board of Education for feedback	
July - October	Hold community feedback meetings	
November	Make final boundary change recommendation to Board of Education	
December	Communicate boundary changes with families and work on transition plan	

Community Unit School District

Tuesday, December 8, 2020
BOARD OF EDUCATION WORKSHOP/BUSINESS MEETING MINUTES

D300 Central Office—Virtual Meeting
2550 Harnish Drive
Algonquin, IL 60102
6:00 PM Call to Order, Closed Session
6:30 PM Reconvene in Open Session

Members present
Anne Miller, Steve Fiorentino, Leslie LaMarca, Emmanuel Thomas, Dr. David Scarpino, Joseph Stevens, and Nancy Zettler

1. **Call to Order**
   1.1. President Anne Miller called the meeting to order at 6:00 pm
2. **Closed Session**
   2.1. Motion to go into closed session for the purpose of to discuss the appointment, employment, compensation, discipline, performance, or dismissal of specific employees of the public body, litigation and negotiations
   Motion by Steve Fiorentino, second by Joe Stevens
   Aye: Anne Miller, Steve Fiorentino, Leslie LaMarca, Emmanuel Thomas, Dr. David Scarpino, Joseph Stevens, and Nancy Zettler
   2.2. Motion to adjourn closed session
   Motion by Anne Miller, second by Nancy Zettler
   Aye: Anne Miller, Steve Fiorentino, Leslie LaMarca, Emmanuel Thomas, Dr. David Scarpino, Joseph Stevens, and Nancy Zettler
3. **Reconvene in Open Session**
   3.1. President Anne Miller called the meeting to order at 6:35 pm
4. **Pledge of Allegiance**
5. **Tax Levy Public Hearing**
   5.1 Motion to open the public hearing
   Motion by Steve Fiorentino, second by Anne Miller
   Aye: Anne Miller, Steve Fiorentino, Leslie LaMarca, Emmanuel Thomas, Dr. David Scarpino, Joseph Stevens, and Nancy Zettler
   5.2 Presentation of Tax Levy, Susan Harkin
   5.3 Public Participation
   Mike Tennis, asked for a total tax levy of $205,041,385, essentially a no tax increase compared to the prior year
   Holly Jarovsky, asked for more information
   5.4 Motion to close the public hearing
   Motion by David Scarpino, second by Steve Fiorentino
   Aye: Anne Miller, Steve Fiorentino, Leslie LaMarca, Emmanuel Thomas, Dr. David Scarpino, Joseph Stevens, and Nancy Zettler
6. **Approval of the Agenda**
   Motion by Joe Stevens, second by Emmanuel Thomas

Aye: Anne Miller, Steve Fiorentino, Leslie LaMarca, Emmanuel Thomas, Dr. David Scarpino, Joseph Stevens, and Nancy Zettler

7. Board Announcements

7.1. Good News—Staff Years of Service Recognition

8. **Superintendent Report**

8.1. Second Semester Learning Plan

8.2. Board Policy 6:300: Social Studies Courses/Graduation Requirement Change

9. Legislative Update

10. Public Participation

Nicole Lemke, wrote about the Senior Class of 2021
Frances Pinder, wrote in favor of opening schools
Kristina Konstanty, wrote in favor of opening schools
Janelle Hutchinson, wrote in favor of opening schools
Renee Green, wrote in favor of opening schools
Linda Maandekok, asked questions about school closures and spoke against removing World History.
Mary McMahon, wrote in favor of opening schools.
Holly Jarovsky, wrote about frustration in changes in decisions
Christine Seebauer, wrote in favor of opening schools
Heather Miedema, wrote in favor of opening the schools

11. Consent Items

Motion by Steve Fiorentino, second by Leslie LaMarca

Aye: Anne Miller, Steve Fiorentino, Leslie LaMarca, Emmanuel Thomas, Dr. David Scarpino, Joseph Stevens, and Nancy Zettler

11.1. Approval of Board Meeting Minutes
11.2. Approval for Permission to destroy closed session recordings
11.3. Approval of Bills Payable
11.4. Approval of Disposal Items
11.5. Approval of Treasurer's Report
11.6. Approval of MOU for Kane County Mass Medication Dispensing POD Sites
11.7. Approval of Human Resources Report
11.8. Approval of Freedom of Information Act Report

12. Roll Call Items

12.1. Employee Dicispline Case #2

Motion by David Scarpino, second by Steve Fiorentino

Aye: Anne Miller, Steve Fiorentino, Leslie LaMarca, Emmanuel Thomas, Dr. David Scarpino, Joseph Stevens, and Nancy Zettler

12.2. Approval of the 2020 Tax Levy and Resolutions

Motion by Joe Stevens, second by Leslie LaMarca

Aye: Anne Miller, Steve Fiorentino, Leslie LaMarca, Emmanuel Thomas, Dr. David Scarpino, Joseph Stevens, and Nancy Zettler

12.3. Approval of Custodial Supplies and Chemicals Bid

Motion by Joe Stevens, second by Nancy Zettler

Aye: Anne Miller, Steve Fiorentino, Leslie LaMarca, Emmanuel Thomas, Dr. David Scarpino, Joseph Stevens, and Nancy Zettler

12.4. Approval of FY20 Comprehensive Annual Fiancial Report

Motion by Nancy Zettler, second by Steve Fiorentino

Aye: Anne Miller, Steve Fiorentino, Leslie LaMarca, Emmanuel Thomas, Dr. David Scarpino, Joseph Stevens, and Nancy Zettler

12.5. Approval of Food Services COVID-19 Emergency Contract Amendment

Motion by Joe Stevens, second by Anne Miller
Aye: Anne Miller, Steve Fiorentino, Leslie LaMarca, Emmanuel Thomas, Dr. David Scarpino, Joseph Stevens, and Nancy Zettler

12.6. Approval of 2021 Summer Bid Release 1
Motion by Leslie LaMarca, second by David Scarpino
Aye: Anne Miller, Steve Fiorentino, Leslie LaMarca, Emmanuel Thomas, Dr. David Scarpino, Joseph Stevens, and Nancy Zettler

12.7 Approval of the Trade Labor and Materials Bid
Motion by David Scarpino, second by Nancy Zettler
Aye: Anne Miller, Steve Fiorentino, Leslie LaMarca, Emmanuel Thomas, Dr. David Scarpino, Joseph Stevens, and Nancy Zettler

12.8 Approval of Board Policy 6:300: Social Studies Courses/Graduation Requirement Change
Motion by Nancy Zettler, second by Steve Fiorentino
Aye: Anne Miller, Steve Fiorentino, Leslie LaMarca, Emmanuel Thomas, Dr. David Scarpino, Joseph Stevens, and Nancy Zettler

12.9 Approval of Healthcare Professional Services
Motion by Anne Miller, second by Steve Fiorentino
Aye: Anne Miller, Steve Fiorentino, Leslie LaMarca, Emmanuel Thomas, Dr. David Scarpino, Joseph Stevens, and Nancy Zettler

13. Board Discussion

13.1. Board Committee Reports

13.1.1. Board Finance Committee

13.1.2. Board Construction and Facility Oversight Committee

14. Adjournment

Motion by Steve Fiorentino, second by Joe Stevens
Aye: Anne Miller, Steve Fiorentino, Leslie LaMarca, Emmanuel Thomas, Dr. David Scarpino, Joseph Stevens, and Nancy Zettler

Meeting adjourned at 9:27 pm

Community Unit School District 300 Monthly
Fixed Asset Disposals
02/01/2021

Date Submitted	Location	Type	Manufacturer / Publisher	Model/Title	Serial #	Tag	Reason for Disposal	Method of Disposal
1/25/21	ADMIN	Desktop	Dell	Optiplex 330	F04RBG1	21168	Broken	Tech Recycle
1/25/21	ADMIN	Desktop	Dell	Optiplex 390	CNP55V1	T28297	Broken	Tech Recycle
1/25/21	ADMIN	Port Replicator	Dell	PR03X	7068	n/a	Broken	Tech Recycle
1/25/21	ADMIN	Port Replicator	Dell	PR02X	7067	n/a	Broken	Tech Recycle
1/25/21	ADMIN	Netbook	Dell	Lattitude 2110	5525JN1	23225	Broken	Tech Recycle
1/25/21	ADMIN	Battery	Dell	X597C	CN-0P783D-71766-133-H09L-A	n/a	Broken	Tech Recycle
1/25/21	ADMIN	Desktop	Dell	Optiplex 390	CNP65V1	T28298	Broken	Tech Recycle
1/25/21	ADMIN	Laptop	Dell	Inspirion 1501	2GHYVD1	T005857	Broken	Tech Recycle
1/25/21	ADMIN	Laptop	Dell	Latitude E6500	21075	5NDQNK1	Broken	Tech Recycle
1/25/21	ADMIN	Laptop	Dell	Latitude E6400	9M19VK1	T30377	Broken	Tech Recycle
1/25/21	ADMIN	Laptop	Dell	Latitude D530	DP5WXG1	T011213	Broken	Tech Recycle
1/25/21	ADMIN	Port Replicator	Dell	PR03X	4.38407E+12	n/a	Broken	Tech Recycle
1/25/21	ADMIN	Docking Station	Dell	OPW395	CN-OPW395-73901-9A7-0588-A	n/a	Broken	Tech Recycle
1/25/21	ADMIN	Desktop	Lenovo	ThinkCentre M73	1S10B4S0EW00MJ0178QJ	T34008	Broken	Tech Recycle
1/27/21	ADMIN	Cell Phone	Samsung	SPH-D710	D487D8DD9BGD	n/a	Broken	Tech Recycle
1/13/21	DFEC	desktop	Lenovo	m73	1S10B4S0EW00MJ00X3S9	T30841	Obsolete	Tech Recycle
1/13/2021	B&G	Trailer	Townmaster	20' transport trailer	4KE1162X1L162578	n/a	Damaged	Auction
1/12/2021	B&G	Equipment	Western Products	Tornado Salt Spreader	19012430418878003-1	n/a	Obsolete	Auction
1/2/2021	B&G	Equipment	Western Products	(2) 60381 7' Snow Plow Pro	1301321	n/a	Obsolete	Auction
1/26/2021	IT DEPT	Furniture	Multiple	(3) Desk Chairs	n/a	n/a	Broken	Disposal
1/27/2021	LPES	Two Way Radio	Motorola	CP200	018TNNH182	n/a	Broken	Tech Recycle
1/27/2021	LPES	Two Way Radio	Kenwood	KSC-43 Charging Dock	n/a	n/a	Broken	Tech Recycle
1/27/2021	LPES	Two Way Radio	Motorola	CP200	n/a	n/a	Broken	Tech Recycle

Diane C. White

*Supporting documentation available in the Purchasing Department.

Diane C. White, Director of Purchasing

Date 2/1/2021

Community Unit School District 300

Tangible Stand Alone Donations

Donations to the District need to be approved prior to acceptance. Each building should complete a Tangible Stand Alone Donations form. The level of approval for donations depends upon various criteria. The process to follow is listed below:

- **Building or Land Additions/Modifications** – The Facility & Construction Oversight Committee will review any donations, which will add or modify the existing building or land structure. Prior to submission, a full accounting of the project must be completed which identifies the revenue sources available to complete the project**. Use the Site and Construction Donation form.**

- **Items > $5,000** – Buildings should submit a Request for Donation Approval to the Purchasing Department for any purchases greater than $5,000. Use this form.

- **Items <$5,000** – Buildings should submit a Request for Donation Approval to the Business Office - attention Gayle Seaton, for any purchases less than $5,000. Use this form.

The item value must include supplements from other revenue sources, e.g. building budgets, technology fees, etc., where applicable.

Request for Donation Approval

School/Location	Hampshire High School
School Location Contact Person	Jeff Ehardt
Project/Item Description/Serial #	2005 Chrysler Pacifica (shop car) 2C4GM68405R671386
Contributor (Name)	Curtis Fuller
Contributor (Address)	292 Alpine Dr, Gilberts, IL 60136
Contributor (Phone)	
Contributor (Email Address)	cbfuller@sbcglobal.net
Total Projected Costs	Retail Value per KBB $2450
Additional Revenue Sources	
Expected Start Date	9/30/2020
Expected Completion Date	
Outcome	
Authorized By	
Comments	

STATE OF ILLINOIS

CERTIFICATE OF TITLE OF A VEHICLE

VEHICLE IDENTIFICATION NO.	YEAR	MAKE	MODEL	BODY STYLE	TITLE NO.
2C4GM68405R671386	2005	CHRYSLER	PACIFICA	CARRYALL	X6324615024
2C4GM68405R671386					

DATE ISSUED	ODOMETER	CCM	PURCHASED	PURCHASE DATE
11/20/06	19075		NEW	10/28/06
	19075			

MOBILE HOME SQ. FT.

TYPE OF TITLE

ORIGINAL

MAILING ADDRESS

HARRIS BANK BARRINGTON NA
PO BOX 660310
SACRAMENTO CA 95866-0310

LEGEND(S)

ACTUAL MILEAGE

OWNER(S) NAME AND ADDRESS

CURTIS FULLER
JENNIFER FULLER
292 ALPINE DR
GILBERTS IL 60136

FIRST LIENHOLDER NAME AND ADDRESS

HARRIS BANK BARRINGTON NA
PO BOX 660310
SACRAMENTO CA 95866-0310

SECOND LIENHOLDER NAME AND ADDRESS

RELEASE OF LIEN

The holder of Lien on the vehicle described in this Certificate does hereby state that the lien is released and discharged.

HARRIS, N.A. — Firm Name — By _____ Signature of Authorized Agent — Date 10/31/11

Firm Name — By _____ Signature of Authorized Agent — Date _____

NEW LIEN ASSIGNMENT: The information below must be on an application for title and presented to the Secretary of State.

Secured Party: Address:

▶ **Federal and State law** requires that you state the mileage in connection with the transfer of ownership. Failure to complete or providing a false statement may result in fines and/or imprisonment.

ASSIGNMENT OF TITLE

The undersigned hereby certifies that the vehicle described in this title has been transferred to the following printed name and address:

"I certify to the best of my knowledge that the odometer reading is the actual mileage of the vehicle unless one of the following statements is checked:

▶ 162143 NO TENTHS
ODOMETER READING

☐ **1. The mileage stated is in excess of its mechanical limits.**
☐ **2. The odometer reading is not the actual mileage."**
WARNING-ODOMETER DISCREPANCY

"If this vehicle is one of more than 5 commercial vehicles owned by me, I certify also that the vehicle is not damaged in excess of 33 1/3% of its fair market value unless this document is accompanied by a salvage application."

Signature(s) of Seller(s) Curtis B Fuller Jennifer Fuller

Printed Name(s) of Seller(s) Curtis B Fuller Jennifer Fuller DATE OF SALE 9/30/2020

"I am aware of the above odometer certification made by seller."

Signature(s) of Buyer(s) _____ **Printed Name** _____

I, Jesse White, Secretary of State of the State of Illinois, do hereby certify that according to the records on file with my Office, the person or entity named hereon is the owner of the vehicle described hereon, which is subject to the above named liens and encumbrances, if any. IN WITNESS WHEREOF, I HAVE AFFIXED MY SIGNATURE AND THE GREAT SEAL OF THE STATE OF ILLINOIS, AT SPRINGFIELD.

SEAL OF THE STATE OF ILLINOIS AUG. 26th 1818

G01771441
CONTROL NO.

Jesse White
JESSE WHITE, Secretary of State

DO NOT ACCEPT TITLE SHOWING ANY ERASURES, ALTERATIONS OR MUTILATIONS.

Kelley Blue Book
THE TRUSTED RESOURCE

2005 Chrysler Pacifica Pricing Report

Style: Touring Sport Wagon 4D

Mileage: 162,193

KBB.com Consumer Rating: 4.2/5

Vehicle Highlights

Fuel Economy: City 15/Hwy 21/Comb 17 MPG

Engine: V6, 3.5 Liter

Transmission: Automatic

Drivetrain: FWD

Country of Assembly: Canada

Country of Origin: United States

EPA Class: Sport Utility Vehicles

Max Seating: 6

Doors: 4

Body Style: Sport Wagon

Sell to Private Party

Private Party Range
$1,415 - $3,488

Private Party Value
$2,452

Valid for

ZIP code 60140 through **01/22/2021**

Your Configured Options

Our pre-selected options, based on typical equipment for this car.

✓ Options that you added while configuring this car.

Exterior Color
✓ Burgundy

Engine
V6, 3.5 Liter

Transmission
Automatic

Drivetrain
FWD

Comfort and Convenience
Air Conditioning

Power Windows

Power Door Locks

Cruise Control

Steering
Power Steering

Tilt Wheel

Entertainment and Instrumentation
AM/FM Stereo

Premium Sound

CD/MP3 (Single Disc)

Safety and Security
Dual Air Bags

F&R Side Air Bags

Braking and Traction
ABS (4-Wheel)

Seats
Dual Power Seats

Wheels and Tires
Alloy Wheels

Glossary of Terms

Kelley Blue Book® Trade-In Value - This is the amount you can expect to receive when you trade in your car to a dealer. This value is determined based on the style, condition, mileage and options indicated.

Trade-In Range - The Trade-In Range is Kelley Blue Book's estimate of what you can reasonably expect to receive this week based on the style, condition, mileage and options of your vehicle when you trade it in to a dealer. However, every dealer is dierent and values are not guaranteed.

Tip:

It's crucial to know your car's true condition when you sell it, so that you can price it appropriately. Consider having your mechanic give you an objective report.

Kelley Blue Book® Private Party Value - This is the starting point for negotiation of a used-car sale between a private buyer and seller. This is an "as is" value that does not include any warranties. The nal price depends on the car's actual condition and local market factors.

Private Party Range - The Private Party Range is Kelley Blue Book's estimate of what you can reasonably expect to receive this week for a vehicle with stated mileage in the selected condition and configured with your selected options, excluding taxes, title and fees when selling to a private party.

Excellent Condition - 3% of all cars we value. This car looks new and is in excellent mechanical condition. It has never had paint or bodywork and has an interior and body free of wear and visible defects. The car is rust-free and does not need reconditioning. Its clean engine compartment is free of fluid leaks. It also has a clean title history, has complete and verifiable service records and will pass safety and smog inspection.

Very Good Condition - 23% of all cars we value. This car has minor wear or visible defects on the body and interior but is in excellent mechanical condition, requiring only minimal reconditioning. It has little to no paint and bodywork and is free of rust. Its clean engine compartment is free of fluid leaks. The tires match and have 75% or more of tread. It also has a clean title history, with most service records available, and will pass safety and smog inspection.

Good Condition - 54% of all cars we value. This car is free of major mechanical problems but may need some reconditioning. Its paint and bodywork may require minor touch-ups, with repairable cosmetic defects, and its engine compartment may have minor leaks. There are minor body scratches or dings and minor interior blemishes, but no rust. The tires match and have 50% or more of tread. It also has a clean title history, with some service records available, and will pass safety and smog inspection.

Fair Condition - 18% of all cars we value. This car has some mechanical or cosmetic defects and needs servicing, but is still in safe running condition and has a clean title history. The paint, body and/or interior may need professional servicing. The tires may need replacing and there may be some repairable rust damage.

© 1995-2021 Kelley Blue Book Co.®, Inc. All rights reserved.

© 2021 Kelley Blue Book Co., Inc. All rights reserved. 1/22/2021-1/22/2021 Edition for IL 60140. The specific information required to determine the value for this particular vehicle was supplied by the person generating this report. Vehicle valuations are opinions and may vary from vehicle to vehicle. Actual valuations will vary based upon market conditions, specifications, vehicle condition or other particular circumstances pertinent to this particular vehicle or the transaction or the parties to the transaction. This report is intended for the individual use of the person generating this report only and shall not be sold or transmitted to another party. Kelley Blue Book assumes no responsibility for errors or omissions. (v.2020226)

Tangible Stand Alone Donations

Donations to the District need to be approved prior to acceptance. Each building should complete a Tangible Stand Alone Donations form. The level of approval for donations depends upon various criteria. The process to follow is listed below:

- **Building or Land Additions/Modifications** – The Facility & Construction Oversight Committee will review any donations, which will add or modify the existing building or land structure. Prior to submission, a full accounting of the project must be completed which identifies the revenue sources available to complete the project. Use the Site and Construction Donation form.

- **Items >$500** – Buildings should submit a Request for Donation Approval to the Business Office - attention Gayle Seaton, for any purchases greater than $500. Use this form.

The item value must include supplements from other revenue sources, e.g. building budgets, technology fees, etc., where applicable.

Request for Donation Approval

School/Location	Hampshire High School
Project/Item Description/Serial #	$1,000 donation to Hampshire High School programs.
Contributor	Dumoulin Farms
Contributor Address	16N393 Walker Road, Hampshire, IL 60140
Contributor contact person	Pat and Lisa Dumoulin
Contributor Phone	(847)514-1902
Total Projected Costs	
Revenue Sources	
Expected Start Date	
Expected Completion Date	
Contact Person	Jeff Ehardt
Outcome	
Authorized By	
Comments	

Memo

To: Hampshire High School

From: Dumoulin Farms

Date: December 28, 2020

Re: Donation

On behalf of Dumoulin Farms, we wanted to share our appreciation for all that you do throughout the year for your students and those within the Hampshire community. Enclosed you will find a check to be used for a program or support that may be most needed.

In addition to this check we have included instructions for a matching gift donation from Motorola Solutions. Please follow the directions so that you receive dual benefit of this gift.

We wish you a safe, healthy and wonderful 2021!



Community Unit School District 300
A/P Board Bill Listing for February 23, 2021

Fund		Amount
Educational	$	3,108,907.44
Health Insurance Fund	$	2,323,016.65
Grant Fund	$	973,791.54
COVID 19 Fund	$	182,257.94
Operations & Maintenance	$	513,742.80
Bond & Interest	$	550.00
Transportation	$	1,343,606.57
Site & Construction	$	133,953.69
Impact Fees		
Tort Immunity Fund	$	-
Total All Funds	$	8,579,826.63

Approved at a meeting of the Board of Education, Community Unit School District No. 300

Date: _____

Signed: _____ _____
President Secretary

```
AP265 Date: 02/18/21          JOB SUBMISSION PARAMETERS
      Time: 09:07


User Name: D300\karen.patek
Job Name: AP265
Step Nbr: 1


                    Pay Group: D300           Community School District 300
                      Company:
                Process Level:

                    Cash Code:
          or  Cash Code Group:
          or   Cash Code List:

                Payment Dates:        -

                Report Option: C              Current
            Document Currency: A              Account Currency
                 Payment Code:
                Format Option: S              Standard
```

Cash Payment Register

AP265 Date 02/18/21 Pay Group D300 Community School District 300 USD Page 1
Time 09:07 Post Company 10 Educational Fund USD
Cash Payment Register for thru 12/31/20

Current Report Account Currency

Cash Code HBAP Harris Bank Accounts Payable Currency USD
Payment Code ACH

Payment Number	Co	Vendor Number	Remit To	Name	City	Payment Date	Status	Payment Amount	Curr
1333	10	4636	ACH2	ARAMARK CORPORATION	ALGONQUIN	02/24/21	Processed	402,037.93	USD
1334	10	20015	ACH	ARCHER & GREINER PC	HADDONFIELD	02/24/21	Processed	20,966.10	USD
1335	10	19845	ACH	AXESS TRANSPORTATION	ALGONQUIN	02/24/21	Processed	15,248.00	USD
1336	10	4783	ACH	HEALTH CARE SERVICE CORP.	Chicago	02/24/21	Processed	2,171,099.28	USD
1337	10	17273	ACH	BRUCKER COMPANY	ELK GROVE VILLAGE	02/24/21	Processed	1,555.29	USD
1338	10	3158	ACH	CDW GOVERNMENT	CHICAGO	02/24/21	Processed	3,586.30	USD
1339	10	9477	ACH	CONSTELLATION NEW ENERGY	CHICAGO	02/24/21	Processed	117,403.22	USD
1340	10	13380	ACH	CREATIVE PROMOTIONAL APPAR	CARPENTERSVILLE	02/24/21	Processed	232.00	USD
1341	10	12005	ACH	DURHAM SCHOOL SERVICES	WARRENVILLE	02/24/21	Processed	1,243,848.47	USD
1342	10	19094	ACH	PETROLEUM TRADERS CORP	FORT WAYNE	02/24/21	Processed	38,622.02	USD
1343	10	9293	ACH	PURCHASE POWER	PITTSBURGH	02/24/21	Processed	539.00	USD
1344	10	20866	ACH	SANDBOX MARKETING INC	ORANGE	02/24/21	Processed	533.57	USD
1345	10	19556	ACH	VOYA FINANCIAL	CHICAGO	02/24/21	Processed	19,641.13	USD

*** Payment Code ACH Totals

Total Open Payments	13	4,035,312.31
Total Reconciled Payments		0.00
Total Void Payments		0.00
Total Stale Dated Payments		0
Total Escheated Payments		0

Cash Payment Register

Cash Payment Register for thru 12/31/20

Current Report Account Currency

Cash Code HBAP Harris Bank Accounts Payable Currency USD
Payment Code MHC

Payment Number	Co	Vendor Number	Remit To	Name	City	Payment Date	Status	Payment Amount	Curr
161627	10	19040		1-800MD LLC	CHARLOTTE	02/23/21	Processed	848.70	USD
161628	10	6301		A FREEDOM FLAG CO	CRYSTAL LAKE	02/23/21	Processed	491.95	USD
161629	10	16853		ADAMS STEEL SERVICE INC	MCHENRY	02/23/21	Processed	26.18	USD
161630	10	3860	REM2	ADVOCATE OCCUPATIONAL HEAL	CHICAGO	02/23/21	Processed	563.52	USD
161631	10	3096	REM4	AIRGAS USA LLC	CHICAGO	02/23/21	Processed	530.54	USD
161632	10	6839	REM3	AIRGAS USA LLC	CHICAGO	02/23/21	Processed	612.51	USD
161633	10	13268	REM	ALEXANDER LEIGH CTR FOR AU	MCHENRY	02/23/21	Processed	42,864.30	USD
161634	10	16284		ALL AMERICAN AUTO BODY INC	ELGIN	02/23/21	Processed	3,298.10	USD
161635	10	1048		ALLENDALE ASSOCIATION	LAKE VILLA	02/23/21	Processed	14,784.00	USD
161636	10	18051		JILL ALMANZA	HAMPSHIRE	02/23/21	Processed	70.87	USD
161637	10	11780		AMERICAN TAXI DISPATCH INC	MOUNT PROSPECT	02/23/21	Processed	30,511.00	USD
161638	10	1708	REM	AMERICAN TIME AND SIGNAL C	DASSEL	02/23/21	Processed	1,879.85	USD
161639	10	17899		AMS STORE AND SHRED LLC	LAKE IN THE HILLS	02/23/21	Processed	250.00	USD
161640	10	7642		ANDERSON LOCK COMPANY	DES PLAINES	02/23/21	Processed	100.49	USD
161641	10	20141		APEX3 SYSTEMS LLC	STREAMWOOD	02/23/21	Processed	4,520.00	USD
161642	10	20141		APEX3 SYSTEMS LLC	STREAMWOOD	02/23/21	Processed	3,650.00	USD
161643	10	20141		APEX3 SYSTEMS LLC	STREAMWOOD	02/23/21	Processed	630.00	USD
161644	10	20141		APEX3 SYSTEMS LLC	STREAMWOOD	02/23/21	Processed	6,389.00	USD
161645	10	21041		APLM DISTRIBUTING	ELGIN	02/23/21	Processed	402.00	USD
161646	10	565	REM	APPLE COMPUTER INC.	ATLANTA	02/23/21	Processed	299.00	USD
161647	10	565	REM	APPLE COMPUTER INC.	ATLANTA	02/23/21	Processed	1,993.00	USD
161648	10	13641	REM	ARIN	BALTIMORE	02/23/21	Processed	150.00	USD
161649	10	17450		KORY ATKINSON	BLOOMINGDALE	02/23/21	Processed	1,840.00	USD
161650	10	11123		JAMES AUGUST II	BELVIDERE	02/23/21	Processed	7.83	USD
161651	10	21005		AUTOMOTIVE EQUIPMENT SPECI	HANOVER PARK	02/23/21	Processed	6,592.55	USD
161652	10	19682		BAKER & HOSTETLER LLP	CLEVELAND	02/23/21	Processed	2,712.50	USD
161653	10	18792		ANTHONY BARRERA	ELGIN	02/23/21	Processed	30.70	USD
161654	10	814	REM4	POWER UP BATTERIES LLC	GLEN ELLYN	02/23/21	Processed	441.20	USD
161655	10	15230	REM2	BATTERIES PLUS LLC	CHICAGO	02/23/21	Processed	461.56	USD
161656	10	21046		BIDNET	LATHAM	02/23/21	Processed	2,900.00	USD
161657	10	21047		RICK BOCKENHAUER	CARPENTERSVILLE	02/23/21	Processed	319.26	USD
161658	10	2239	REM	BOTTS WELDING & TRUCK SVC	Woodstock	02/23/21	Processed	126.00	USD
161659	10	17816	REM3	BRAND ADVANTAGE GROUP	CINCINNATI	02/23/21	Processed	33.38	USD
161660	10	12481		SANDRA BRODERICK	CRYSTAL LAKE	02/23/21	Processed	69.40	USD
161661	10	8614		BUFFALO GROVE HIGH SCHOOL	BUFFALO GROVE	02/23/21	Processed	450.00	USD
161662	10	13395		BUREAU OF EDUCATION & RESE	BELLEVUE	02/23/21	Processed	958.00	USD
161663	10	7714	REM	CENTRAL HIGH SCHOOL	BURLINGTON	02/23/21	Processed	21,000.00	USD
161664	10	18213	REM3	LEARNING A-Z	BOSTON	02/23/21	Processed	315.00	USD
161665	10	17670		CANNON WATER TECHNOLOGY IN	ROCKLIN	02/23/21	Processed	3,114.13	USD
161666	10	18329		SHANNON CAPUTO	LAKE IN THE HILLS	02/23/21	Processed	7.84	USD
161667	10	8615	REM	CARRIER CORPORATION	CHICAGO	02/23/21	Processed	8,049.00	USD
161668	10	2558		CASSANDRA STRINGS	Algonquin	02/23/21	Processed	144.98	USD
161669	10	21024	REM2	CATHOLIC CHARITIES-COUNSEL	ROCKFORD	02/23/21	Processed	1,500.00	USD
161670	10	19413		CENTER FOR EDUCATION & EMP	MALVERN	02/23/21	Processed	149.00	USD
161671	10	10491	REM4	THE CENTER	ARLINGTON HEIGHTS	02/23/21	Processed	300.00	USD
161672	10	15661		CHILDS VOICE SCHOOL	WOOD DALE	02/23/21	Processed	9,992.86	USD
161673	10	7015	REM2	CINTAS	CINCINNATI	02/23/21	Processed	6,329.24	USD
161674	10	15678		MICHAEL CITRANO	CARY	02/23/21	Processed	53.00	USD

Cash Payment Register

Cash Payment Register for thru 12/31/20

Current Report Account Currency

Cash Code HBAP Harris Bank Accounts Payable Currency USD
Payment Code MHC

Payment Number	Co	Vendor Number	Remit To	Name	City	Payment Date	Status	Payment Amount	Curr
161675	10	9850		CLARE WOODS ACADEMY	WHEATON	02/23/21	Processed	23,281.20	USD
161676	10	12885	REM3	PSAT/NMSQT	CHICAGO	02/23/21	Processed	627.30	USD
161677	10	15593		COLLEY ELEVATOR	BENSENVILLE	02/23/21	Processed	1,830.00	USD
161678	10	9103	REM3	COMCAST	PHILADELPHIA	02/23/21	Processed	3,500.00	USD
161679	10	7450		CONNECTION DAY SCHOOL	PALATINE	02/23/21	Processed	16,183.98	USD
161680	10	49605	REM3	CONSERV FS, INC	CHICAGO	02/23/21	Processed	5,913.30	USD
161681	10	16554	REM2	CONSTELLATION NEWENGERY -	CAROL STREAM	02/23/21	Processed	50,196.87	USD
161682	10	18381	REM	CORE MECHANICAL INC	CHICAGO	02/23/21	Processed	1,895.20	USD
161683	10	7320		COUNCIL FOR EXCEPTIONAL CH	ARLINGTON	02/23/21	Processed	2,334.00	USD
161684	10	7042	REM1	CRESTLINE SPECIALTIES INC	CINCINNATI	02/23/21	Processed	869.75	USD
161685	10	7304		CRYSTAL LAKE CENTRAL HIGH	CRYSTAL LAKE	02/23/21	Processed	480.00	USD
161686	10	18259	REM	CUMBERLAND THERAPY SERVICE	CHICAGO	02/23/21	Processed	1,792.00	USD
161687	10	90615		KARIN DE LA PAZ	HUNTLEY	02/23/21	Processed	52.77	USD
161688	10	4417	REM2	DECKER EQUIP-SCHOOL FIX	VASSAR	02/23/21	Processed	52.64	USD
161689	10	1164	REM3	DELTA DENTAL OF ILLINOIS-R	CHICAGO	02/23/21	Processed	5,538.94	USD
161690	10	5644	REM2	DELTA DENTAL OF ILLINOIS -	CHICAGO	02/23/21	Processed	126,501.42	USD
161691	10	19745		ENTERPRISE FM TRUST	KANSAS CITY	02/23/21	Processed	15,222.70	USD
161692	10	11834		EWS WELDING SUPPLY	ELK GROVE VILLAGE	02/23/21	Processed	16.12	USD
161693	10	16801	REM	FASTSIGNS OF CARPENTERSVIL	CARPENTERSVILLE	02/23/21	Processed	521.97	USD
161694	10	32740	REM	FEDEX	PALATINE	02/23/21	Processed	33.76	USD
161695	10	17404	REM	FERGUSON ENTERPRISES #1550	CHICAGO	02/23/21	Processed	3,417.24	USD
161696	10	10350		JOHN FERLITO	FOX RIVER GROVE	02/23/21	Processed	67.00	USD
161697	10	2919	REM1	THE FLOLO CORPORATION	WEST CHICAGO	02/23/21	Processed	943.07	USD
161698	10	17269	REM1	FOLLETT SCHOOL SOLUTIONS I	CHICAGO	02/23/21	Processed	2,170.75	USD
161699	10	12254		PATRICIA FREEMAN	ALGONQUIN	02/23/21	Processed	58.24	USD
161700	10	14904	REM1	GAME TIME	FORT PAYNE	02/23/21	Processed	920.10	USD
161701	10	20982		GIPPER MEDIA	SANTA MONICA	02/23/21	Processed	405.00	USD
161702	10	13783		GIVING GREETINGS	SUDBURY	02/23/21	Processed	151.60	USD
161703	10	20905		GOLDEN CORRIDOR YMCA	SCHAUMBURG	02/23/21	Processed	2,720.00	USD
161704	10	19376	REM3	GROOT INC	PITTSBURGH	02/23/21	Processed	13,009.29	USD
161705	10	1459		GULGREN TV AND APPLIANCE I	CRYSTAL LAKE	02/23/21	Processed	8,364.00	USD
161706	10	11713		INEABELLE GUTIERREZ	CARPENTERSVILLE	02/23/21	Processed	58.24	USD
161707	10	4411	REM	HAMILTON ACADEMY	WEST DUNDEE	02/23/21	Processed	5,314.11	USD
161708	10	16038		DARICE HASTINGS	VOLO	02/23/21	Processed	9.52	USD
161709	10	9599		HEATHER HAWKINS	WEST DUNDEE	02/23/21	Processed	14.00	USD
161710	10	16388		HEARTSPRING INC	WICHITA	02/23/21	Processed	20,845.13	USD
161711	10	20907		HEIDI LERETTE-KAUFFMAN	BATAVIA	02/23/21	Processed	72.80	USD
161712	10	9971	REM	HERITAGE CRYSTAL LLC	CHICAGO	02/23/21	Processed	1,044.00	USD
161713	10	17232		HEY AND ASSOCIATES INC	VOLO	02/23/21	Processed	8,800.00	USD
161714	10	17936	REM	HFO CHICAGO LLC	MINNEAPOLIS	02/23/21	Processed	111.89	USD
161715	10	21034		HILDEBRANDT DANIELLE	HOFFMAN ESTATES	02/23/21	Processed	13.44	USD
161716	10	252		HOLIAN INSULATION COMPANY	SPRING GROVE	02/23/21	Processed	1,445.07	USD
161717	10	19485		HOMEPRO VACUUM LLC	WEST JORDAN	02/23/21	Processed	647.40	USD
161718	10	8197		HUNTLEY COMM SCHOOL DIST 1	ALGONQUIN	02/23/21	Processed	400.00	USD
161719	10	21058		IL TEACHERS OF DEAF AND HA	JACSONVILLE	02/23/21	Processed	720.00	USD
161720	10	20584	REM2	ILLINOIS EPA	SPRINGFIELD	02/23/21	Processed	750.00	USD
161721	10	42580		ILLINOIS HIGH SCHOOL ASSN	BLOOMINGTON	02/23/21	Processed	200.00	USD
161722	10	2999		ILLINOIS MUSIC EDUCATION A	PALOS HEIGHTS	02/23/21	Processed	90.00	USD

Cash Payment Register

Cash Payment Register for thru 12/31/20

Current Report Account Currency

Cash Code HBAP Harris Bank Accounts Payable Currency USD
Payment Code MHC

Payment Number	Co	Vendor Number	Remit To	Name	City	Payment Date	Status	Payment Amount	Curr
161723	10	2999		ILLINOIS MUSIC EDUCATION A	PALOS HEIGHTS	02/23/21	Processed	429.00	USD
161724	10	4602		ILLINOIS PRINCIPALS ASSOCI	SPRINGFIELD	02/23/21	Processed	250.00	USD
161725	10	4810	REM	HERFF JONES	CHICAGO	02/23/21	Processed	53.66	USD
161726	10	19804		INTELLIAS INC	FARMERS BRANCH	02/23/21	Processed	1,063.75	USD
161727	10	19660		INTERSTATE BATTERIES FOX R	ISLAND LAKE	02/23/21	Processed	533.20	USD
161728	10	19385	REM2	INVO HEALTHCARE ASSOCIATES	CINNCINNATI	02/23/21	Processed	83,860.93	USD
161729	10	17194		IWIRE TECHNOLOGIES	ELGIN	02/23/21	Processed	750.00	USD
161730	10	18986		JAEGER SPORTS INC	LOS ANGELES	02/23/21	Processed	846.95	USD
161731	10	9533		JDK SERVICES	West Dundee	02/23/21	Processed	193,785.00	USD
161732	10	3957	REM2	KANE COUNTY REGIONAL OFFIC	GENEVA	02/23/21	Processed	10,187.00	USD
161733	10	14185		LINDA KEYES	LAKE IN THE HILLS	02/23/21	Processed	314.78	USD
161734	10	7827	REM	KIMBALL FARMS MASTER ASSOC	ELGIN	02/23/21	Processed	1,057.92	USD
161735	10	9816	REM2	KINSEY	GLEN ELLYN	02/23/21	Processed	2,000.00	USD
161736	10	15351	REM1	KRANZ Div IMPERIAL DADE	NEW YORK	02/23/21	Processed	24,101.96	USD
161737	10	19678	REM	KROLL CYBER SECURITY LLC	DALLAS	02/23/21	Processed	7,600.00	USD
161738	10	1002		LAKE COUNTY EDUCATIONAL SE	GRAYSLAKE	02/23/21	Processed	100.00	USD
161739	10	20295		LED RITE LLC	HAMPSHIRE	02/23/21	Processed	123.75	USD
161740	10	18851	REM1	LEGAT ARCHITECTS	GURNEE	02/23/21	Processed	16,103.69	USD
161741	10	12747		LINCOLN WAY EAST HIGH SCHO	FRANKFORT	02/23/21	Processed	400.00	USD
161742	10	17509		LOCKDOWN MAGNET.COM	LITTLE FALLS	02/23/21	Processed	162.50	USD
161743	10	12806		WADE LONDON	LAKE IN THE HILLS	02/23/21	Processed	110.01	USD
161744	10	11596		AMY LUTES	HAMPSHIRE	02/23/21	Processed	95.76	USD
161745	10	11043		M AND A PRECISION TRUCK RE	LAKE IN THE HILLS	02/23/21	Processed	178.00	USD
161746	10	1743	REM	MAHONEY ENVIRONMENTAL	CHICAGO	02/23/21	Processed	937.00	USD
161747	10	20748		MARENEM	SKYLAND	02/23/21	Processed	858.00	USD
161748	10	21039		MASTER HITCH	PALATINE	02/23/21	Processed	2,968.35	USD
161749	10	53380	REM	MCMASTER-CARR	CHICAGO	02/23/21	Processed	1,310.65	USD
161750	10	17740		MEADOWDALE APARTMENTS UNIT	CARPENTERSVILLE	02/23/21	Processed	200.00	USD
161751	10	13803		MEYER SIGNS	GILBERTS	02/23/21	Processed	600.00	USD
161752	10	9739	REMI	MHC SOFTWARE	BURNSVILLE	02/23/21	Processed	3,000.00	USD
161753	10	8084		MIDWEST COMPUTER PRODUCTS	WEST CHICAGO	02/23/21	Processed	467.00	USD
161754	10	15172		MINOOKA COMMUNITY HS CNTRL	MINOOKA	02/23/21	Processed	150.00	USD
161755	10	11777	REM3	MOBILE MINI	DALLAS	02/23/21	Processed	145.60	USD
161756	10	10095	REM2	MONOPRICE, INC	LOS ANGELES	02/23/21	Processed	367.59	USD
161757	10	21009		AUDREY RAMIREZ-MORENO	ALGONQUIN	02/23/21	Processed	12.36	USD
161758	10	20963		ROB MOULTON	PINGREE GROVE	02/23/21	Processed	63.84	USD
161759	10	9906	REM4	MUSIC AND ARTS	FREDERICK	02/23/21	Processed	157.00	USD
161760	10	18154		DEBRA McCLOYN	LAKE IN THE HILLS	02/23/21	Processed	61.23	USD
161761	10	20995	REM	NATIONAL EDUCATIONAL MUSIC	NEWARK	02/23/21	Processed	215.00	USD
161762	10	14811	REM2	NEUCO INC	CAROL STREAM	02/23/21	Processed	858.56	USD
161763	10	11384		NEW CONNECTIONS ACADEMY	PALATINE	02/23/21	Processed	26,518.50	USD
161764	10	9434	REM2	NEXUS-ONARGA ACADEMY	ONARGA	02/23/21	Processed	11,089.32	USD
161765	10	61930	REM2	NICOR GAS	CAROL STREAM	02/23/21	Processed	38.45	USD
161766	10	17363		MARIA NIEVES	HAMPSHIRE	02/23/21	Processed	25.20	USD
161767	10	14224		NORTH AMERICAN CORP	GLENVIEW	02/23/21	Processed	3,585.59	USD
161768	10	16430	REM2	NORTHERN ILLINOIS ACADEMY	HUNTSVILLE	02/23/21	Processed	2,060.80	USD
161769	10	8053		NORTHERN KANE COUNTY CHAMB	CARPENTERSVILLE	02/23/21	Processed	175.00	USD
161770	10	62530		NORTHWESTERN ILLINOIS ASSO	SYCAMORE	02/23/21	Processed	893,571.14	USD

Cash Payment Register

Cash Payment Register for thru 12/31/20

Current Report Account Currency

Cash Code HBAP Harris Bank Accounts Payable Currency USD
Payment Code MHC

Payment Number	Co	Vendor Number	Remit To	Name	City	Payment Date	Status	Payment Amount	Curr
161771	10	20782		NORTHWESTERN MEDICINE OCC	CAROL STREAM	02/23/21	Processed	160.00	USD
161772	10	2701		OAK FIRE & SECURITY SYSTEM	HOMER GLEN	02/23/21	Processed	3,775.00	USD
161773	10	14577		OCONOMOWOC DEVELOPMENTAL T	DOUSMAN	02/23/21	Processed	18,458.76	USD
161774	10	11511	REM	OLSSON ROOFING COMPANY	AURORA	02/23/21	Processed	116,850.00	USD
161775	10	63370	REM1	OMBUDSMAN	NASHVILLE	02/23/21	Processed	17,077.50	USD
161776	10	19252		ORCHARD VILLAGE	SKOKIE	02/23/21	Processed	5,118.60	USD
161777	10	63671	REM3	ORIENTAL TRADING CO, INC	DES MOINES	02/23/21	Processed	296.78	USD
161778	10	6938	REM5	PADDOCK PUBLICATIONS INC	CAROL STREAM	02/23/21	Processed	217.35	USD
161779	10	1291		PALOS SPORTS	ALSIP	02/23/21	Processed	429.05	USD
161780	10	15388	REM	PARKLAND PREPARATORY ACADE	BARTLETT	02/23/21	Processed	104,511.06	USD
161781	10	20958	REM	PARTS TOWN LLC	CHICAGO	02/23/21	Processed	1,708.38	USD
161782	10	4157		PENTEGRA SYSTEMS	ADDISON	02/23/21	Processed	187.50	USD
161783	10	10237		JOSHUA PERRY	BARRINGTON	02/23/21	Processed	67.00	USD
161784	10	15348		PERSPECTIVES LTD	CHICAGO	02/23/21	Processed	19,000.00	USD
161785	10	65470	REM	PETERSEN FUELS INC.	HAMPSHIRE	02/23/21	Processed	1,097.68	USD
161786	10	21036	REM	PREVENTIVE HEALTH PARTNERS	VERNON HILLS	02/23/21	Processed	132,295.50	USD
161787	10	21029		PRO-LINE EMBROIDERY	SPRINGFIELD	02/23/21	Processed	136.95	USD
161788	10	9764		PRO-SOURCE DISTRIBUTORS	ROCKFORD	02/23/21	Processed	1,487.50	USD
161789	10	19238		PUSHCOIN	GENEVA	02/23/21	Processed	2,521.38	USD
161790	10	19007	REM	QUENCH USA INC	PHILADELPHIA	02/23/21	Processed	85.00	USD
161791	10	7326	REM3	QUINLAN & FABISH MUSIC CO	BURR RIDGE	02/23/21	Processed	5,400.50	USD
161792	10	39700		RALPH HELM INC	ELGIN	02/23/21	Processed	2,765.14	USD
161793	10	7901	REM	RAYNER RIN - SCOTT INC	SUMMIT	02/23/21	Processed	7,038.30	USD
161794	10	6378	REM1	REALLY GOOD STUFF	CHICAGO	02/23/21	Processed	219.49	USD
161795	10	21038		REYNOLDS URETHANE RECYCLIN	MADISON	02/23/21	Processed	300.00	USD
161796	10	20178	REM	RILCO INC	ROCK ISLAND	02/23/21	Processed	606.25	USD
161797	10	9296	REM	ROBBINS SCHWARTZ	CHICAGO	02/23/21	Processed	9,941.00	USD
161798	10	17439	REM	ROSECRANCE HEALTH NETWORK	ROCKFORD	02/23/21	Processed	158,585.00	USD
161799	10	1347		ROTARY CLUB	ALGONQUIN	02/23/21	Processed	175.00	USD
161800	10	16272	REM2	RUSSO POWER EQUIPMENT	ELGIN	02/23/21	Processed	224.00	USD
161801	10	1544	REM	RYDIN DECAL	ELK GROVE VILLAGE	02/23/21	Processed	410.58	USD
161802	10	19054		CINDY SALGADO	PINGREE GROVE	02/23/21	Processed	27.77	USD
161803	10	12877		BRIAN SANFORD	ALGONQUIN	02/23/21	Processed	41.62	USD
161804	10	8429	REM1	SCHOLASTIC CLASSROOM MAGAZ	CINCINNATI	02/23/21	Processed	114.84	USD
161805	10	6816	REM7	SCHOLASTIC BOOK CLUBS	CINCINNATI	02/23/21	Processed	77.40	USD
161806	10	4234	REM	SCHOOL HEALTH CORP	CHICAGO	02/23/21	Processed	338.25	USD
161807	10	370		SCHOOL NURSE SUPPLY	SCHAUMBURG	02/23/21	Processed	191.05	USD
161808	10	50350	RM12	SCHOOL SPECIALTY INC	CHICAGO	02/23/21	Processed	501.10	USD
161809	10	21002	REM	SCHOOL SPECIALTY LLC	CHICAGO	02/23/21	Processed	12,458.85	USD
161810	10	21033		SCHOOLBELLS LTD	HUNTLEY	02/23/21	Processed	248.00	USD
161811	10	17316	REM	SEAL OF ILLINOIS	PALATINE	02/23/21	Processed	16,807.40	USD
161812	10	16246	REM1	SEDGWICK CLAIMS MGMT	DALLAS	02/23/21	Processed	750.00	USD
161813	10	498		SHERWIN WILLIAMS	CARPENTERSVILLE	02/23/21	Processed	217.80	USD
161814	10	13718		SOUTH ELGIN HIGH SCHOOL	SOUTH ELGIN	02/23/21	Processed	125.00	USD
161815	10	16891	REM2	SPECIAL EDUCATION SERVICES	CHICAGO	02/23/21	Processed	3,660.12	USD
161816	10	16891	REM3	SPECIAL EDUCATION SERVICES	CHICAGO	02/23/21	Processed	20,344.50	USD
161817	10	20595		SPECIAL EDUCATION SYSTEM	CHICAGO	02/23/21	Processed	10,771.20	USD
161818	10	20595	REM	SPECIAL EDUCATION SYSTEMS	CHICAGO	02/23/21	Processed	680.58	USD

Cash Payment Register

Cash Payment Register for thru 12/31/20

Current Report Account Currency

Cash Code HBAP Harris Bank Accounts Payable Currency USD
Payment Code MHC

Payment Number	Co	Vendor Number	Remit To	Name	City	Payment Date	Status	Payment Amount	Curr
161819	10	10272		ANDY STAIN	ELGIN	02/23/21	Processed	53.00	USD
161820	10	14188	REM3	STAPLES ADVANTAGE	DALLAS	02/23/21	Processed	549.89	USD
161821	10	14242	REM2	STATE INDUSTRIAL PRODUCTS	BOSTON	02/23/21	Processed	687.97	USD
161822	10	78395	REM	STEINER ELECTRIC CO.	CHICAGO	02/23/21	Processed	1,618.77	USD
161823	10	616		STREAMWOOD BEHAVIORAL HEAL	STREAMWOOD	02/23/21	Processed	827.69	USD
161824	10	79000		SUMMIT SCHOOL INC	ELGIN	02/23/21	Processed	32,471.28	USD
161825	10	19586		SUPERIOR OVERHEAD DOOR	CRYSTAL LAKE	02/23/21	Processed	149.00	USD
161826	10	19148		T S LIVINGSTON INC	NORTH AURORA	02/23/21	Processed	1,755.00	USD
161827	10	15594		TALKTOOLS LLC	CHARLESTON	02/23/21	Processed	420.50	USD
161828	10	14430		DAVID TAYLOR	WOODSTOCK	02/23/21	Processed	67.00	USD
161829	10	20999		THE BOW CO	ITASCA	02/23/21	Processed	416.95	USD
161830	10	18998	REM	THE HORTON GROUP INC	CHICAGO	02/23/21	Processed	14,000.00	USD
161831	10	12076		THE WINSTON KNOLLS SCHOOL	HOFFMAN ESTATES	02/23/21	Processed	51,787.35	USD
161832	10	9467	REM5	THRESHOLDS	CHICAGO	02/23/21	Processed	66.00	USD
161833	10	21019	REM	TOTAL ADMINISTRATIVE SRVCS	MIWAUKEE	02/23/21	Processed	1,034.00	USD
161834	10	713	REM2	TRANE US INC	CHICAGO	02/23/21	Processed	2,619.14	USD
161835	10	11468	REM	ULINE	CHICAGO	02/23/21	Processed	1,337.40	USD
161836	10	16599	REM5	US BANK	ST PAUL	02/23/21	Processed	550.00	USD
161837	10	20750	REM	VARI SALES CORP	DALLAS	02/23/21	Processed	1,777.50	USD
161838	10	20869		VERILON PRODUCTS COMPANY	WHEELING	02/23/21	Processed	695.00	USD
161839	10	6060	REM3	VERITIV OPERATING COMPANY	CHICAGO	02/23/21	Processed	2,390.00	USD
161840	10	38500		VILLAGE OF HAMPSHIRE	HAMPSHIRE	02/23/21	Processed	250.00	USD
161841	10	75970		VILLAGE OF SLEEPY HOLLOW	SLEEPY HOLLOW	02/23/21	Processed	231.11	USD
161842	10	4395	REM3	VISION SERVICE PLAN	LOS ANGELES	02/23/21	Processed	28.31	USD
161843	10	6808	REM1	WEATHERGUARD ROOFING COMPA	ELGIN	02/23/21	Processed	5,162.19	USD
161844	10	6663		WHEATON NORTH HIGH SCHOOL	WHEATON	02/23/21	Processed	150.00	USD
161845	10	15915	REM1	Broadstep Academy IL f/k/a	WEST ALLIS	02/23/21	Processed	1,980.08	USD
161846	10	4013	REM2	WILSON LANGUAGE TRAINING C	WORCESTER	02/23/21	Processed	787.43	USD
161847	10	16029		WOLF ELECTRIC SUPPLY CO IN	ELK GROVE VILLAGE	02/23/21	Processed	437.86	USD
161848	10	21032		WOLSKI MELISSA	ELBURN	02/23/21	Processed	10.02	USD
161849	10	10408	REM	WOODWORKER'S SUPPLY, INC	CASPER	02/23/21	Processed	80.24	USD
161850	10	20659		WSI MACHINERY	WAUCONDA	02/23/21	Processed	1,363.10	USD
161851	10	21045		WYSE INDUSTRIAL CARTS	WAUSEON	02/23/21	Processed	2,355.00	USD

*** Payment Code MHC Totals

Total Open Payments	225	2,612,522.80
Total Reconciled Payments		0.00
Total Void Payments		0.00
Total Stale Dated Payments		0
Total Escheated Payments		0

Cash Payment Register

Cash Payment Register for thru 12/31/20

Current Report Account Currency

Cash Code HBAP Harris Bank Accounts Payable Currency USD
Payment Code PCD

Payment Number	Co	Vendor Number	Remit To	Name	City	Payment Date	Status	Payment Amount	Curr
948	10	9801	REM8	PITNEY BOWES	PITTSBURGH	02/23/21	Processed	123.49	USD
949	10	20647		SMITHEREEN COMPANY	NILES	02/23/21	Processed	910.00	USD
950	10	6404	REM3	VERIZON WIRELESS	NEWARK	02/23/21	Processed	36,028.15	USD

*** Payment Code PCD Totals

Total Open Payments	3	37,061.64
Total Reconciled Payments		0.00
Total Void Payments		0.00
Total Stale Dated Payments		0
Total Escheated Payments		0

Cash Payment Register

Cash Payment Register for thru 12/31/20

Current Report Account Currency

Cash Code HBAP Harris Bank Accounts Payable Currency USD
Payment Code WIR

Payment Number	Co	Vendor Number	Remit To	Name	City	Payment Date	Status	Payment Amount	Curr
2807	10	20428		CSG FORTE PAYMENTS INC	ALLEN	02/23/21	Processed	2,810.43	USD
2808	10	12028		NORTHERN KANE EDUCATIONAL	PINGREE GROVE	02/23/21	Processed	1,886,199.54	USD

*** Payment Code WIR Totals		
Total Open Payments	2	1,889,009.97
Total Reconciled Payments		0.00
Total Void Payments		0.00
Total Stale Dated Payments		0
Total Escheated Payments		0
*** Cash Code HBAP Totals		
Total Open Payments	243	8,573,906.72
Total Reconciled Payments		0.00
Total Void Payments		0.00
Total Stale Dated Payments		0
Total Escheated Payments		0
*** Pay Group D300 USD Totals		
Total Open Payments	243	8,573,906.72
Total Reconciled Payments		0.00
Total Void Payments		0.00
Total Stale Dated Payments		0
Total Escheated Payments		0

```
AP265 Date: 02/08/21          JOB SUBMISSION PARAMETERS
      Time: 12:31


User Name: D300\laura.kelly
Job Name: AP265
Step Nbr: 1


                    Pay Group: D300           Community School District 300
                      Company:
                Process Level:

                    Cash Code:
          or  Cash Code Group:
          or   Cash Code List:

                Payment Dates:        -

                Report Option: C              Current
            Document Currency: A              Account Currency
                 Payment Code:
                Format Option: S              Standard
```

Cash Payment Register

```
AP265 Date 02/08/21                    Pay Group D300  Community School District 300   USD                                Page    1
      Time 12:31                    Post Company   10  Educational Fund               USD
                                       Cash Payment Register for           thru  12/31/20

                                       Current Report   Account Currency

Cash Code      HBAP  Harris Bank Accounts Payable    Currency    USD
Payment Code   PCD

   Payment          Vendor  Remit                                                  Payment                                  Payment
   Number    Co     Number   To            Name                      City          Date      Status                          Amount Curr
  ---------- ---- --------- ---- -------------------------- ------------------ -------- ------------ -------------------------- -----
         947   10     20752      QUADIENT LEASING USA, INC  DALLAS             02/08/21 Processed                        830.91  USD

                                                     *** Payment Code  PCD  Totals
                                                                 Total Open Payments        1                          830.91
                                                              Total Reconciled Payments                                   0.00
                                                                 Total Void Payments                                      0.00
                                                            Total Stale Dated Payments                                       0
                                                              Total Escheated Payments                                       0

                                                        *** Cash Code  HBAP Totals
                                                                 Total Open Payments        1                          830.91
                                                              Total Reconciled Payments                                   0.00
                                                                 Total Void Payments                                      0.00
                                                            Total Stale Dated Payments                                       0
                                                              Total Escheated Payments                                       0

                                                            *** Pay Group D300  USD   Totals
                                                                 Total Open Payments        1                          830.91
                                                              Total Reconciled Payments                                   0.00
                                                                 Total Void Payments                                      0.00
                                                            Total Stale Dated Payments                                       0
                                                              Total Escheated Payments                                       0
```

```
AP265 Date: 02/04/21          JOB SUBMISSION PARAMETERS
      Time: 11:02


User Name: D300\laura.kelly
Job Name: AP265
Step Nbr: 1


                    Pay Group: D300           Community School District 300
                      Company:
                Process Level:

                    Cash Code:
          or  Cash Code Group:
          or   Cash Code List:

                Payment Dates:        -

                Report Option: C              Current
            Document Currency: A              Account Currency
                 Payment Code:
                Format Option: S              Standard
```

Cash Payment Register

AP265 Date 02/04/21 Pay Group D300 Community School District 300 USD Page 1
Time 11:02 Post Company 10 Educational Fund USD
Cash Payment Register for thru 12/31/20

Current Report Account Currency

Cash Code HBAP Harris Bank Accounts Payable Currency USD
Payment Code MHC

Payment Number	Co	Vendor Number	Remit To	Name	City	Payment Date	Status	Payment Amount	Curr
161591	10	21042		IL DEPT OF NATURAL RESOURC	SPRINGFIELD	02/04/21	Processed	3,290.00	USD
161592	10	10595		KANE DUPAGE SOIL AND WATER	ST CHARLES	02/04/21	Processed	1,799.00	USD

*** Payment Code MHC Totals		
Total Open Payments	2	5,089.00
Total Reconciled Payments		0.00
Total Void Payments		0.00
Total Stale Dated Payments		0
Total Escheated Payments		0
*** Cash Code HBAP Totals		
Total Open Payments	2	5,089.00
Total Reconciled Payments		0.00
Total Void Payments		0.00
Total Stale Dated Payments		0
Total Escheated Payments		0
*** Pay Group D300 USD Totals		
Total Open Payments	2	5,089.00
Total Reconciled Payments		0.00
Total Void Payments		0.00
Total Stale Dated Payments		0
Total Escheated Payments		0

Included in your board package is the December 2020 Unaudited Treasurer and Financial Report. Report highlights are as follow:

Treasurer Report
As of December 31, 2020, the District had $149,930,106.72 of cash on hand. The cash balance by fund was:

Operating Fund	$ 133,002,435.36
Bond & Interest Fund	350,712.05
Site & Construction Fund	16,575,959.31
Total	**$ 149,930,106.72**

Financial Report Analysis-All Funds
Expenditures- If the District were to spend their dollars evenly each month, expenditures through December should be at 50% of total expenditures. Listed below is a summary of cash expenditures to date as a percentage of total expenditures by fund.

Fund	% of Budget	Comment
Education	41.74%	As of October, teacher and para pay for FY21 is only at 38%, because their pay starts in late August and will accrue in June 2021. We anticipate expenditures to be lower than budget, at year end due to COVID-19 restrictions.
O&M	40.93%	This fund is lower than trend, however in line due to COVID-19 operations. We anticipate expenditures to be lower than budget.
Bond & Interest	81.51%	The bond & interest fund is used to pay our debt payments which are made in November, December and June. The initial payment of the new chrome book lease was made at the end of August.
Transportation	33.34%	This fund is lower than trend, however in line due to COVID-19 operations. We anticipate expenditures to be lower than budget.
IMRF/Social Security	43.79%	We anticipate a small surplus in this fund due to COVID-19 operations.
Capital Projects	46.63%	This fund is used to pay for our Summer Capital Projects.
Tort	100.00%	The tort fund is used to pay our insurance premiums. These premiums are due in July.

Revenues- The District has received 50.66% of its budgeted revenue compared to 51.32% prior YTD.

Financial Reporting Analysis- Operating Funds
Operating Fund Revenue Summary by Source- 50.84% compared to 50.95% prior YTD

- Local Revenues is on target at 54.23% due to tax distribution timing and the tax collection rates;
- State Revenues are at 46.42%;
- Federal Revenues are at 25.87% and are in line with FY20 & FY21 federal grant expenditures.

Operating Fund Expenditure Summary by Object- 41.63% compared to 40.51% prior YTD

- Salaries are at 41.34%-teacher and para salaries started in late August as previous school year wages were accrued in June 2020;
- Benefits are at 39.18%- teacher and para salaries started in late August as previous school year wages were accrued in June 2020;
- Purchase Services is below budget at 40.83% due to COVID-19 restrictions;
- Supplies/Materials are on target at 45.62%;
- Capital Outlay is at 23.40%;
- Other/Tuition is on target at 41.20%;
- Non-Capitalized Equipment (any equipment under our $5000 capitalization threshold) – is at 57.27% due to the chrome book refresh occurring in August.

Cash Flow For cash flow purposes:

- Investment Income is at 39.00% of budget. Short term interest rates in December remained stable at 0.020%.
- The Tort Fund has a deficit balance of ($301,154) due to payment of the District insurance premiums for worker's compensation and general liability insurance coverage. As in previous years, property tax collections throughout the year will offset this deficit by the end of the fiscal year. The deficit is being covered by a loan from the working cash fund.

COMMUNITY UNIT SCHOOL DISTRICT NO 300
UNAUDITED FINANCIAL REPORT NO. 6
December 31, 2020
February 9, 2021

	ED FUND	O&M FUND	B&I FUND	TRANS FUND	IMRF FUND	S&C FUND	WORKING CASH FUND	TORT FUND	TOTAL
CASH BALANCE November 30, 2020	$ 94,289,353	$ 8,923,921	$ 10,503,985	$ 6,497,771	$ 6,072,016	$ 16,743,908	$ 38,896,270	$ (288,274)	$ 181,638,949
PRIOR PERIOD ADJUSTMENTS	-	-	-	-	-	-	-	-	$ -
CASH RECEIPTS	8,399,483	249,167	98,383	30,094	18,074	392,724	3,425	5,870	$ 9,197,220
CASH DISBURSEMENTS	(24,245,335)	(3,384,930)	(10,251,656)	(1,817,842)	(627,877)	(559,672)	-	(18,750)	$ (40,906,062)
CASH BALANCE December 31, 2020	$ 78,443,502	$ 5,788,158	$ 350,712	$ 4,710,023	$ 5,462,213	$ 16,576,959	$ 38,899,694	$ (301,154)	$ 149,930,107
INTERFUND TRANSFERS/LOANS	-						(301,154)	301,154	-
ENDING CASH BALANCE December 31, 2020	$ 78,443,502	$ 5,788,158	$ 350,712	$ 4,710,023	$ 5,462,213	$ 16,576,959	$ 38,598,540	$ -	$ 149,930,107

INVESTMENT INCOME YEAR TO DATE	$ 125,506

TREASURER'S REPORT FOR THE MONTH OF DECEMBER 2020

INVESTMENTS AT COST:		$ 149,930,106.72
(See attached schedule for investment detail)		
MONTHLY PAYROLL:		
Educational Fund	$ 17,241,788.25	
O&M Fund	$ 907,269.32	
Transportation Fund	$ 16,587.45	$ 18,165,645.02
PAYROLL RELATED EXPENDITURES:		
(Not reflected in A/P Bill Listing)		
Educational, O&M and Transportation Funds;		
Teachers, Retirement System	$ 1,057,923.23	
Total Teachers, Retirement System		$ 1,057,923.23
Illinois Municipal Retirement Fund		
IMRF	$ 338,906.17	
FICA	$ 212,656.82	
Medicare	$ 250,567.77	
Total IMRF/FICA/Medicare Fund		$ 802,130.76
Total Payroll and Related Expenditures		$ 20,025,699.01

COMMUNITY UNIT SCHOOL DISTRICT #300
Financial Report #6 -February 9, 2021
By Fund, By Object

All Funds	FY21 Budget	FY21 Actual	% of FY21 Budget
Local	218,969,725	117,122,298	53.49%
State	73,273,946	34,013,738	46.42%
Federal	23,536,903	6,088,533	25.87%
Other Source	5,570,764	5,570,764	100.00%
Total Revenues	321,351,338	162,795,333	50.66%
Salaries	157,130,481	64,959,378	41.34%
Benefits	42,486,569	16,646,942	39.18%
Purchased Services	50,556,741	20,642,802	40.83%
Supplies/Materials	13,206,904	6,024,723	45.62%
Capital Outlay	13,927,071	6,188,768	44.44%
Other	41,105,900	29,234,336	71.12%
Non-Capitalized Equipment	10,652,803	6,100,635	57.27%
Total Expenditures	329,066,469	149,797,584	45.52%
Revenues Over Disbursements	(7,715,131)	12,997,749	
Other Financing Sources	-	-	
Net Change to Fund Balance	(7,715,131)	12,997,749	

COMMUNITY UNIT SCHOOL DISTRICT #300
Financial Report #6 -February 9, 2021
By Fund, By Object

Operating Funds	FY21 Budget	FY21 Actual	% of FY21 Budget
Local	188,121,931	102,016,007	54.23%
State	73,273,946	34,013,738	46.42%
Federal	23,536,903	6,088,533	25.87%
Other Sources	5,570,764	5,570,764	100.00%
Total Revenues	290,503,544	147,689,043	50.84%
Salaries	157,130,481	64,959,378	41.34%
Benefits	42,486,569	16,646,942	39.18%
Purchased Services	50,544,241	20,637,652	40.83%
Supplies/Materials	13,206,904	6,024,723	45.62%
Capital Outlay	1,313,704	307,447	23.40%
Other/Tuition	10,610,759	4,371,600	41.20%
Non-Capitalized Equipment	10,652,803	6,100,635	57.27%
Total Expenditures	285,945,461	119,048,378	41.63%
Revenues Over Disbursements	4,558,083	28,640,665	
Other Financing Sources	(3,526,028)	(3,323,180)	
Net Change to Fund Balance	1,032,055	25,317,485	

COMMUNITY UNIT SCHOOL DISTRICT #300
Financial Report #6 -February 9, 2021
By Fund, By Object

Fund 1-Educational	FY21 Budget	FY21 Actual	% of FY21 Budget
Local	146,954,767	79,076,959	53.81%
State	65,254,837	29,818,070	45.69%
Federal	23,536,903	6,088,533	25.87%
Other Sources	5,570,764	5,570,764	100.00%
Total Revenues	241,317,271	120,554,327	49.96%
Salaries	147,886,883	60,556,487	40.95%
Benefits	34,117,871	12,951,287	37.96%
Purchased Services	29,699,069	12,533,035	42.20%
Supplies/Materials	6,621,438	3,579,223	54.06%
Capital Outlay	464,213	190,307	41.00%
Other/Tuition	10,601,759	4,371,600	41.23%
Non-Capitalized Equipment	10,524,759	5,962,120	56.65%
Total Expenditures	239,915,992	100,144,058	41.74%
Revenues Over Disbursements	1,401,279	20,410,268	
Other Financing Source Transfers	(1,390,801)	(1,390,801)	
Net Change to Fund Balance	10,478	19,019,468	
Fund 2-Operations & Maintenance			
Local	24,195,508	14,410,685	59.56%
State	-	-	
Other Sources	-	-	
Total Revenues	24,195,508	14,410,685	59.56%
Salaries	8,783,962	4,310,688	49.07%
Benefits	1,584,997	725,324	45.76%
Purchased Services	3,612,250	795,090	22.01%
Supplies/Materials	5,560,032	2,304,223	41.44%
Capital Outlay	811,200	111,953	13.80%
Other	9,000	-	0.00%
Non-Capitalized Equipment	128,044	138,515	108.18%
Total Expenditures	20,489,485	8,385,793	40.93%
Revenues Over Disbursements	3,706,023	6,024,892	
Other Financing Source Transfers	(2,135,227)	(1,932,379)	
Net Change to Fund Balance	1,570,796	4,092,513	
Fund 3-Bond & Interest			
Local	27,117,755	14,656,678	54.05%
Other Sources	-	-	
Total Revenues	27,117,755	14,656,678	54.05%
Purchased Services	12,500	5,150	41.20%
Other	30,495,141	24,862,736	81.53%
Total Expenditures	30,507,641	24,867,886	81.51%
Revenues Over Disbursements	(3,389,886)	(10,211,208)	
Other Financing Sources/(Uses)	3,526,028	3,323,180	
Net Change to Fund Balance	136,142	(6,888,028)	

COMMUNITY UNIT SCHOOL DISTRICT #300
Financial Report #6 -February 9, 2021
By Fund, By Object

Fund 4-Transportation	FY21 Budget	FY21 Actual	% of FY21 Budget
Local	8,852,642	4,448,548	50.25%
State	7,969,109	4,195,668	52.65%
Other Sources	-	-	
Total Revenues	16,821,751	8,644,216	51.39%
Salaries	459,636	92,203	20.06%
Benefits	9,595	4,121	42.94%
Purchased Services	15,287,795	5,365,400	35.10%
Supplies/Materials	1,026,434	141,277	13.76%
Capital Outlay	38,291	5,188	0.00%
Other	-	-	0.00%
Non-Capitalized Equipment	-	-	0.00%
Total Expenditures	16,821,751	5,608,189	33.34%
Revenues Over Disbursements	0	3,036,027	
Other Financing Sources	-	-	
Net Change to Fund Balance	0	3,036,027	
Fund 5-IMRF/Social Security			
Local	6,130,978	3,038,135	49.55%
Total Revenues	6,130,978	3,038,135	49.55%
Benefits	6,774,106	2,966,210	43.79%
Total Expenditures	6,774,106	2,966,210	43.79%
Revenues Over Disbursements	(643,128)	71,924	
Other Financing Sources	-	-	
Net Change to Fund Balance	(643,128)	71,924	
Fund 6-Capital Projects			
Local	3,730,039	449,612	12.05%
State	50,000	-	
Other Sources	-	-	0.00%
Total Revenues	3,780,039	449,612	11.89%
Salaries	-	-	0.00%
Benefits	-	-	0.00%
Purchased Services	-	-	0.00%
Supplies/Materials	-	-	0.00%
Capital Outlay	12,613,367	5,881,321	46.63%
Other	-	-	
Total Expenditures	12,613,367	5,881,321	46.63%
Revenues Over Disbursements	(8,833,328)	(5,431,709)	
Other Financing Sources	-	-	
Net Change to Fund Balance	(8,833,328)	(5,431,709)	

COMMUNITY UNIT SCHOOL DISTRICT #300
Financial Report #6 -February 9, 2021
By Fund, By Object

Fund 7-Working Cash	FY21 Budget	FY21 Actual	% of FY21 Budget
Local	94,536	30,266	32.02%
Total Revenues	94,536	30,266	32.02%
Total Expenditures	-	-	0.00%
Revenues Over Disbursements	94,536	30,266	
Other Financing Uses	-	-	
Net Change to Fund Balance	94,536	30,266	
Fund 8-Tort			
Local	1,893,500	1,011,415	53.42%
Total Revenues	1,893,500	1,011,415	53.42%
Purchase Services	1,944,127	1,944,127	100.00%
Total Expenditures	1,944,127	1,944,127	100.00%
Revenues Over Disbursements	(50,627)	(932,712)	
Other Financing Uses	-	-	
Net Change to Fund Balance	(50,627)	(932,712)	

December 31, 2020

COMMUNITY UNIT SCHOOL DISTRICT #300

Summary of Fiscal Year Investment Activity-All Funds

Depository or Instrument	Type	#	Bank Year	Date Purchased	Date of Maturity	Term (Days)	Rate (%)	Par/Face	Principal Invested	Earnings to Maturity	Principal Invested @ 12/31/20
OPERTATING FUND INVESTMENTS											
US TREASURY N/B (1.375%) 912828L32	SEC		365	9/5/2019	8/31/2020	361	1.650%	3,759,000	3,748,868	-	-
SERVISFIRST BANK	CD		365	5/21/2020	11/17/2020	180	0.060%	249,935	249,200	-	-
TEXAS CAPITAL BANK	CD		365	5/21/2020	11/17/2020	180	0.450%	249,952	249,400	-	-
Orange Bank & Trust Co.	CDR		365	5/28/2020	11/27/2020	183	0.390%	27,162	27,109	-	-
Upstate National Bank	CDR		365	5/28/2020	11/27/2020	183	0.390%	246,986	246,505	-	-
CenterState Bank of Florida, National Associatior	CDR		365	5/28/2020	11/27/2020	183	0.390%	246,986	246,505	-	-
Commercial Bank of California	CDR		365	5/28/2020	11/27/2020	183	0.390%	246,986	246,505	-	-
Simmons First National Bank	CDR		365	5/28/2020	11/27/2020	183	0.390%	245,518	245,041	-	-
Community West Bank, National Association	CDR		365	5/28/2020	11/27/2020	183	0.390%	246,986	246,505	-	-
Community National Bank	CDR		365	5/28/2020	11/27/2020	183	0.390%	22,997	22,952	-	-
West Gate Bank	CDR		365	5/28/2020	11/27/2020	183	0.390%	246,986	246,505	-	-
State Bank Financial	CDR		365	5/28/2020	11/27/2020	183	0.390%	81,648	81,489	-	-
West Bank	CDR		365	5/28/2020	11/27/2020	183	0.390%	246,986	246,505	-	-
Amarillon National Bank	CDR		365	5/28/2020	11/27/2020	183	0.390%	246,986	246,505	-	-
Bank 2	CDR		365	5/28/2020	11/27/2020	183	0.390%	246,986	246,505	-	-
Bank of American, National Association	CDR		365	5/28/2020	11/27/2020	183	0.390%	246,986	246,505	-	-
Oregon Community Bank	CDR		365	5/28/2020	11/27/2020	183	0.390%	5,020	5,010	-	-
Southern States Bank	CDR		365	5/28/2020	11/27/2020	183	0.390%	246,986	246,505	-	-
CITIZENS STATE BANK OF ROSEAU	CDR		365	5/28/2020	11/27/2020	183	0.390%	246,986	246,505	-	-
FirstCapital Bank of Texas	CDR		365	5/28/2020	11/27/2020	183	0.390%	246,986	246,505	-	-
Parke Bank	CDR		365	5/28/2020	11/27/2020	183	0.390%	246,986	246,505	-	-
Valley National Bank/ 1st United Bank	CDR		365	5/28/2020	11/27/2020	183	0.390%	246,986	246,505	-	-
First National Bank & Trust of Elk City	CDR		365	5/28/2020	11/27/2020	183	0.390%	246,986	246,505	-	-
PlainsCapital Bank	CDR		365	5/28/2020	11/27/2020	183	0.390%	246,986	246,505	-	-
CapStar Bank	CDR		365	5/28/2020	11/27/2020	183	0.390%	246,986	246,505	-	-
Freedom Bank of Virginia	CDR		365	5/28/2020	11/27/2020	183	0.390%	246,986	246,505	-	-
First Bankers Trust Company, NA	CDR		365	5/28/2020	11/27/2020	183	0.390%	246,986	246,505	-	-
First Federal Savings and Loan Association of Pc	CDR		365	5/28/2020	11/27/2020	183	0.390%	246,986	246,505	-	-
PINNACLE BANK	CDR		365	5/28/2020	11/27/2020	183	0.390%	102,472	102,272	-	-
Emigrant Bank	CDR		365	5/28/2020	11/27/2020	183	0.390%	246,986	246,505	-	-
Mechanics & Farmers Bank	CDR		365	5/28/2020	11/27/2020	183	0.390%	246,986	246,505	-	-
Citizens Business Bank	CDR		365	5/28/2020	11/27/2020	183	0.390%	246,986	246,505	-	-
Bank OZK	CDR		365	5/28/2020	11/27/2020	183	0.390%	246,986	246,505	-	-
State Bank Financial	CDR		365	6/4/2020	12/3/2020	182	0.391%	165,335	165,014	-	-

First Interstate Bank	CDR	365	6/4/2020	12/3/2020	182	0.391%	246,981	246,501	-	-
Mainstreet Bank	CDR	365	6/4/2020	12/3/2020	182	0.391%	11,341	11,319	-	-
Mabrey Bank/Citizens Security Bank & Trust Con	CDR	365	6/4/2020	12/3/2020	182	0.391%	76,025	75,878	-	-
First National Bank of Syracuse	CDR	365	6/4/2020	12/3/2020	182	0.391%	12,048	12,024	-	-
Waterford Bank, N.A.	CDR	365	6/4/2020	12/3/2020	182	0.391%	100,399	100,204	-	-
First National Bank of Elmer	CDR	365	6/4/2020	12/3/2020	182	0.391%	246,981	246,501	-	-
First Community Bank of Tennessee	CDR	365	6/4/2020	12/3/2020	182	0.391%	246,981	246,501	-	-
Providence Bank	CDR	365	6/4/2020	12/3/2020	182	0.391%	246,981	246,501	-	-
Katahdin Trust Company	CDR	365	6/4/2020	12/3/2020	182	0.391%	246,981	246,501	-	-
Morton Community Bank	CDR	365	6/4/2020	12/3/2020	182	0.391%	63,839	63,715	-	-
First United Bank and Trust Company	CDR	365	6/4/2020	12/3/2020	182	0.391%	207,235	206,833	-	-
C US Bank	CDR	365	6/4/2020	12/3/2020	182	0.391%	246,981	246,501	-	-
Community Development Bank, FSB	CDR	365	6/4/2020	12/3/2020	182	0.391%	246,981	246,501	-	-
Farmers and Merchants Bank of Central Californi	CDR	365	6/4/2020	12/3/2020	182	0.391%	246,981	246,501	-	-
Security Bank	CDR	365	6/4/2020	12/3/2020	182	0.391%	246,981	246,501	-	-
Champlain National Bank	CDR	365	6/4/2020	12/3/2020	182	0.391%	246,981	246,501	-	-
First Mid-Illinois Bank & Trust	CD	365	1/31/2020	2/1/2021	367	1.562%	249,965	246,100	3,865.15	246,100.00
Royal Business Bank	CD	365	1/31/2020	2/1/2021	367	1.488%	249,985	246,300	3,684.75	246,300.00
Landmark Community Bank	CD	365	1/31/2020	2/1/2021	367	1.438%	249,963	246,400	3,562.69	246,400.00
First National Bank/The First, NA	CD	365	1/31/2020	2/1/2021	367	1.468%	249,921	246,300	3,621.02	246,300.00
Customers Bank-Loc	CD	365	6/18/2020	5/19/2021	335	0.151%	8,511,805	8,500,000	11,805.26	8,500,000.00
Allegiance Bank Texas	CD	365	6/16/2020	6/16/2021	365	0.143%	249,755	249,400	355.41	249,400.00
Bank of China	CD	365	6/16/2020	6/16/2021	365	0.505%	249,954	248,700	1,254.11	248,700.00
TBK BANK, SSB/THE NATIONAL BANK	CD	365	6/16/2020	6/16/2021	365	0.150%	249,973	249,600	373.48	249,600.00
Centier Bank	CD	365	6/16/2020	6/16/2021	365	0.150%	249,973	249,600	373.48	249,600.00
Bank Rhode Island	CD	365	6/16/2020	6/16/2021	365	0.162%	249,904	249,500	403.62	249,500.00
Brookline Bank	CD	365	6/16/2020	6/16/2021	365	0.162%	249,805	249,400	404.61	249,400.00
FIELDPOINT PRIVATE BANK & TRUST	CD	365	6/16/2020	6/16/2021	365	0.150%	249,974	249,600	374.40	249,600.00
Eaglebank	CD	365	6/16/2020	6/16/2021	365	0.142%	249,955	249,600	354.90	249,600.00
THIRD COAST BANK, SSB	CD	365	6/16/2020	6/16/2021	365	0.411%	249,922	248,900	1,022.25	248,900.00
PACIFIC WESTERN BANK	CD	365	6/16/2020	6/16/2021	365	0.207%	249,916	249,400	515.80	249,400.00
CIBC BANK USA/PRIVATE BANK	CD	365	6/16/2020	6/16/2021	365	0.257%	249,941	249,300	640.56	249,300.00
Customers Bank	CD	365	6/16/2020	6/16/2021	365	0.158%	249,994	249,600	394.24	249,600.00
First Bank of Ohio	CD	365	6/16/2020	6/16/2021	365	0.143%	249,956	249,600	355.68	249,600.00
Western Alliance/Torrey Pines Bank	CD	365	6/16/2020	6/16/2021	365	0.154%	249,684	249,300	383.92	249,300.00
Global Bank	CD	365	6/16/2020	6/16/2021	365	0.149%	249,773	249,400	372.81	249,400.00
BMO Harris Bank, NA	CD	365	6/16/2020	6/16/2021	365	0.150%	18,527,770	18,500,000	27,769.54	18,500,000.00
Capitol Federal Savings Bank	CDR	365	6/25/2020	6/24/2021	364	0.390%	242,659	241,718	941.27	241,717.99
Eclipse Bank, Inc.	CDR	365	6/25/2020	6/24/2021	364	0.390%	149,412	148,832	579.57	148,832.04
ST. LOUIS BANK	CDR	365	6/25/2020	6/24/2021	364	0.390%	242,659	241,718	941.27	241,717.99
SmartBank	CDR	365	6/25/2020	6/24/2021	364	0.390%	242,659	241,718	941.27	241,717.99
State Bank & Trust Company	CDR	365	6/25/2020	6/24/2021	364	0.390%	242,659	241,718	941.27	241,717.99

Bank of Ann Arbor	CDR	365	6/25/2020	6/24/2021	364	0.390%	242,659	241,718	941.27	241,717.99
Tri-State Bank of Memphis	CDR	365	6/25/2020	6/24/2021	364	0.390%	242,659	241,718	941.27	241,717.99
Pinnacle Bank	CDR	365	6/25/2020	6/24/2021	364	0.390%	139,894	139,351	542.70	139,351.30
City First Bank of D.C., National Association	CDR	365	6/25/2020	6/24/2021	364	0.390%	242,659	241,718	941.27	241,717.99
Great Plains State Bank	CDR	365	6/25/2020	6/24/2021	364	0.390%	145,998	145,432	566.33	145,431.98
RepublicBankAz, N.A.	CDR	365	6/25/2020	6/24/2021	364	0.390%	242,659	241,718	941.27	241,717.99
Middlefield Banking Company	CDR	365	6/25/2020	6/24/2021	364	0.390%	242,659	241,718	941.27	241,717.99
Ameris Bank	CDR	365	6/25/2020	6/24/2021	364	0.390%	242,659	241,718	941.27	241,717.99
WesBanco Bank, Inc.	CDR	365	6/25/2020	6/24/2021	364	0.390%	242,659	241,718	941.27	241,717.99
Mabrey Bank/Citizens Security Bank & Trust Con	CDR	365	6/25/2020	6/24/2021	364	0.390%	166,414	165,769	645.52	165,768.80
Investors Community Bank	CDR	365	6/25/2020	6/24/2021	364	0.390%	242,659	241,718	941.27	241,717.99
Bank of the West SF CA (1.650%)	DTC	365	2/5/2020	2/4/2022	730	1.550%	245,000	245,241	-	247,607.37
MAGNOLIA BANK INC/MAG KY	DTC	365	7/15/2020	7/14/2021	364	0.150%	249,000	249,124	-	247,607.37
Arvest Bank	CDR	365	7/23/2020	7/22/2021	364	0.133%	242,660	242,338	322.08	242,337.54
Relyance Bank, NA/Pine Bluff National Bank	CDR	365	7/23/2020	7/22/2021	364	0.133%	242,660	242,338	322.08	242,337.54
Farmers and Merchants State Bank	CDR	365	7/23/2020	7/22/2021	364	0.133%	242,660	242,338	322.08	242,337.54
First National Bank	CDR	365	7/23/2020	7/22/2021	364	0.133%	242,660	242,338	322.08	242,337.54
Piedmont Bank	CDR	365	7/23/2020	7/22/2021	364	0.133%	242,660	242,338	322.08	242,337.54
Bank Texas, National Association	CDR	365	7/23/2020	7/22/2021	364	0.133%	242,660	242,338	322.08	242,337.54
Southwest National Bank	CDR	365	7/23/2020	7/22/2021	364	0.133%	242,660	242,338	322.08	242,337.54
SpiritBank	CDR	365	7/23/2020	7/22/2021	364	0.133%	242,660	242,338	322.08	242,337.54
Chambers Bank	CDR	365	7/23/2020	7/22/2021	364	0.133%	169,187	168,962	224.52	168,962.14
OakStar Bank, National Association	CDR	365	7/23/2020	7/22/2021	364	0.133%	242,660	242,338	322.08	242,337.54
Poppy Bank	CDR	365	7/30/2020	7/29/2021	364	0.137%	245,177	244,842	335.32	244,841.60
Citizens National Bank	CDR	365	7/30/2020	7/29/2021	364	0.137%	245,177	244,842	335.32	244,841.60
Community Bank of the Bay	CDR	365	7/30/2020	7/29/2021	364	0.137%	245,177	244,842	335.32	244,841.60
Byron Bank	CDR	365	7/30/2020	7/29/2021	364	0.137%	145,799	145,599	199.38	145,599.15
Primary Bank	CDR	365	7/30/2020	7/29/2021	364	0.137%	245,177	244,842	335.32	244,841.60
Planters Bank, Inc	CDR	365	7/30/2020	7/29/2021	364	0.137%	245,177	244,842	335.32	244,841.60
BancCentral, National Association	CDR	365	7/30/2020	7/29/2021	364	0.137%	245,177	244,842	335.32	244,841.60
CBW Bank	CDR	365	7/30/2020	7/29/2021	364	0.137%	245,177	244,842	335.32	244,841.60
Mainstreet Bank	CDR	365	7/30/2020	7/29/2021	364	0.137%	151,033	150,826	206.56	150,826.45
Homeland Federal Savings Bank	CDR	365	7/30/2020	7/29/2021	364	0.137%	245,177	244,842	335.33	244,841.60
Border State Bank	CDR	365	7/30/2020	7/29/2021	364	0.137%	245,177	244,842	335.32	244,841.60
Morgan Stanley Bank NA (1.700%)	DTC	365	2/6/2020	8/6/2021	547	1.660%	247,000	247,146	-	247,607.37
Morgan Stanley Private Bank (1.700%)	DTC	365	2/6/2020	8/6/2021	547	1.660%	247,000	247,146	-	247,607.37
BMW Bank North America (1.600%)	DTC	365	2/7/2020	8/9/2021	549	1.600%	248,000	248,147	-	247,607.37
Wells Fargo Natl Bk West (1.650%)	DTC	365	2/10/2020	8/10/2021	547	1.650%	249,000	249,184	-	247,607.37
Vertitex Community Bank	CD	365	9/11/2020	9/13/2021	367	0.104%	249,961	249,700	260.90	249,700.00
New Omni Bank NA	CD	365	9/11/2020	9/13/2021	367	0.100%	249,961	249,700	260.90	249,700.00
Bank 7	CD	365	12/17/2020	12/17/2021	365	0.151%	249,676	249,300	376.44	249,300.00
TEXAS CAPITAL BANK	CD	365	12/17/2020	12/17/2021	365	0.150%	249,674	249,300	373.95	249,300.00

FIRST CAPITAL BANK	CD	365	12/17/2020	12/19/2021	367	0.150%	249,674	249,200	473.66	249,200.00
KS STATEBANK/KANSAS STATE BANK OF MA	CD	365	12/17/2020	12/19/2021	367	0.151%	349,353	248,600	100,752.79	248,600.00
SERVISFIRST BANK	CD	365	12/17/2020	12/19/2021	367	0.160%	249,900	249,100	800.04	249,100.00
Luana Savings Bank	CD	365	12/17/2020	12/19/2021	367	0.150%	249,950	249,200	749.65	249,200.00
GBC International Bank	CD	365	12/17/2020	12/19/2021	367	0.142%	249,912	249,200	712.11	249,200.00
NEXBANK, SSB-ICS	SDA		11/30/2020			0.060%	813	813		813
CITIBANK	SDA		11/30/2020			0.010%	775	775		775
PONCE BANK	SDA		11/30/2020			0.050%	386	386		386
Bank of China	SDA		11/30/2020			0.090%	58,053,987	58,053,987		58,053,987
Bank of China	SDA		11/30/2020			0.090%	15,758,890	15,758,890		15,758,890
PMA/ISDLAF Liquid #10254-101	Short term trust deposit	365		as needed	n/a	0.020%		0.88	-	0.88
PMA/ISDLAF Max #10254-101	Short term trust deposit	365		as needed	n/a	0.050%		30,913,888.60	-	30,913,888.60
PMA/ISDLAF Liquid #10254-104	Short term trust deposit	365		as needed	n/a	0.020%		4,317,266.73	-	4,317,266.73
Total Operating Investments with PMA										$ 152,851,293.37
									Outstanding Items	(3,833,589.51)
									Bond & Interest Fund Transfers	-
									Construction Fund Transfers	(16,576,959.31)
TOTALS OPERATING FUNDS AS OF				31-Dec-20						$ 132,440,744.55
TOTALS BOND AND INTEREST FUND INVESTMENTS AS OF (see page 5 for details):				31-Dec-20						$ 912,402.86
TOTAL CONSTRUCTION FUND INVESTMENTS AS OF (see page 6 for details):				31-Dec-20						$ 16,576,959.31
TOTAL FUNDS INVESTED (Including Construction and Bond & Interest Fund)				31-Dec-20						**$ 149,930,106.72**

COMMUNITY UNIT SCHOOL DISTRICT #300

Summary of Fiscal Year Investment Activity-Bond and Interest Fund

Depository or Instrument	Type	#	Bank Year	Date Purchased	Date of Maturity	Term (Days)	Rate (%)	Par/Face	Principal Invested	Earnings to Maturity	Principal Invested @ 12/31/20
BOND AND INTEREST FUND INVESTMENTS											
Community State Bank-OK	CD		365	1/2/2019	12/31/2020	729	2.806%	249,225	236,000	-	-
PMA 1994 Escrow Fund; #10254-103-Liquid	Short term trust deposit		365		as needed	n/a	0.02%		0.05	-	0.05
PMA 1994 Escrow Fund; #10254-103-Max	Short term trust deposit		365		as needed	n/a	0.05%		861,337.12	-	861,337.12
Total B&I Investments with PMA											861,337.17
USBank Intercept Escrow Fund 400554.1	MMA								15,681.35	-	15,681.35
USBank Bond Pool Fund 431613.1	MMA								35,384.34	-	35,384.34
Total B&I Investments with US Bank									51,065.69		51,065.69
TOTAL BOND AND INTEREST FUNDS INVESTMENTS AS OF:				31-Dec-20					51,065.69		912,402.86
										Outstanding Items	-
										Operating Fund Transfers	
										Cash Balance Per General Ledger	$ 912,402.86

COMMUNITY UNIT SCHOOL DISTRICT #300

Summary of Fiscal Year Investment Activity-Construction Fund

Depository or Instrument	Type	#	Bank Year	Date Purchased	Date of Maturity	Term (Days)	Rate (%)	Par/Face	Principal Invested	to Maturity	Invested @ 12/31/20
CONSTRUCTION FUND INVESTMENTS FUND INVESTMENTS											
PMA/ISDLAF Liquid #10254-210	Short term trust deposit		365		as needed	n/a	0.02%		-	-	-
PMA/ISDLAF Max #10254-210	Short term trust deposit		365		as needed	n/a	0.02%		-	-	-
PMA/ISDLAF Max #10254-211	Short term trust deposit		365		as needed	n/a	0.05%		-	-	-
TOTAL CONSTRUCTION FUNDS INVESTMENTS AS OF:				31-Dec-20					-	-	-
										Outstanding Items	-
										Operating Fund Transfers	16,576,959.31
										Cash Balance Per General Ledger	$ 16,576,959.31

Balance Sheet

GL292 Date 01/26/21 Time 10:41 | Company 10 - Educational Fund | Balance Sheet | For Period 6 Ending December 31, 2020 | USD | Fiscal Year 2021 | Page 1

Consolidated Account Nbr	Description	Educational Fund Current Year	Educational Fund Previous Year	Consolidated Change	Consolidated Percent
ASSETS	Assets				
CURASSETS	Current Assets				
8000	Cash				
8010-0000	Cash	76,479,453.35	70,564,811.31	5,914,642.04	8.4
8014-0000	Payroll Account	29,615.46-	60,908.23-	31,292.77	51.4-
8015-0000	Flex Account	827.13	13,994.31-	14,821.44	105.9-
8016-0000	Board Account Deposits	2,548.69	103,621.86	101,073.17-	97.5-
8017-0000	Student Payments Account	8,370.90	7,439.62	931.28	12.5
	Total Cash	76,461,584.61	70,600,970.25	5,860,614.36	8.3
RECEIVABLES	Receivables				
8100	110-122				
8110-0000	Interest Receivable	293,123.00	293,123.00	0.00	
8190-0000	Grants Receivable	5,521,482.05	5,521,482.05	0.00	
8192-0000	Property Taxes Receivable	74,599,499.00	74,599,499.00	0.00	
	Total 110-122	80,414,104.05	80,414,104.05	0.00	
8400	Other Current Assets				
8440-0000	Prepaid Expenses	527,052.00	527,052.00	0.00	
8486-0000	Invoice Tolerance	.01-	.01	.02-	200.0-
	Total Other Current Assets	527,051.99	527,052.01	.02-	
	Total Receivables	80,941,156.04	80,941,156.06	.02-	
	Total Current Assets	157,402,740.65	151,542,126.31	5,860,614.34	3.9
	Total Assets	157,402,740.65	151,542,126.31	5,860,614.34	3.9
LIABFBAL	Liabilities & Fund Equity				
LIABILITIES	Liabilities				
9000	Current Liabilities				
9011-0000	Accounts Payable	89,430.16-	24,308.16-	65,122.00-	267.9
9021-0000	Accrued Payroll	245,913.11-	245,913.11-	0.00	
9022-0000	Deferred Revenue	67,718,748.12-	67,718,748.12-	0.00	
9023-0000	Accrued Accounts Payable (Auditor A	1,235,449.76-	1,235,449.76-	0.00	
9025-0000	Unclaimed Property Liability	94,631.20-	7,895.51	102,526.71-	1298.5-
9098-0000	Premium Group Term Life (Noncash) (	8,981.26-	7,343.17-	1,638.09-	22.3
	Total Current Liabilities	69,393,153.61-	69,223,866.81-	169,286.80-	.2
9300	Payroll Deductions				
9301-0000	Federal Withholding Tax Payable	943.52-	44.05	987.57-	2241.9-
9302-0000	SIT Payable	0.00	60.81-	60.81	100.0-
9310-0000	Annuities Payable	0.00	568.54	568.54-	100.0-
9311-0000	Student Fees Payable	379,442.10-	379,442.10-	0.00	

Balance Sheet

Consolidated Account Nbr	Description	Educational Fund Current Year	Consolidated Previous Year	Change	Percent
9300	Payroll Deductions				
9320-0000	Employee Disability/Life Payable	10,661.53-	1,457.06	12,118.59-	831.7-
9321-0000	FSA	55,985.58-	45,614.84-	10,370.74-	22.7
9325-0000	Health Savings Account (HSA)	250.00	0.00	250.00	
9330-0000	TRS	4,965.19-	4,965.19-	0.00	
9340-0000	THIS-Employee	144.01	144.01	0.00	
9360-0000	Other Payroll Deductions Payable	163,400.00-	0.00	163,400.00-	
	Total Payroll Deductions	615,003.91-	427,869.28-	187,134.63-	43.7
9400	Other Payables				
9402-0000	Owed to Foundation	89.66-	1,348.34	1,438.00-	106.6-
9403-0000	Owed to Settlement	1,257.50-	1,257.50-	0.00	
9404-0000	Owed to Building-Music Donations	1,075.01-	0.00	1,075.01-	
9410-0000	Owed to Building-Vending	185,689.58-	176,184.94-	9,504.64-	5.4
9411-0000	Owed to Building-Picture Money	143,852.00-	131,820.89-	12,031.11-	9.1
9412-0000	Owed to Building-ACT Prep Program	300,750.67-	159,523.68-	141,226.99-	88.5
9413-0000	Owed to Building-Physical Education	224,161.25-	214,164.75-	9,996.50-	4.7
9414-0000	Owed to Building-Athletics	425,592.97-	419,454.37-	6,138.60-	1.5
9415-0000	Owed to Building-Yearbook	123,485.72-	112,767.52-	10,718.20-	9.5
9416-0000	Owed to Building-Year in Review Vid	3,300.15-	3,300.15-	0.00	
9417-0000	Owed to Building-Athletic Tournamen	211,621.40-	212,310.34-	688.94	.3-
9418-0000	Owed to Building-Assignment Books	2,820.00-	2,820.00-	0.00	
9419-0000	Owed to Building-Other	297,712.65-	290,223.04-	7,489.61-	2.6
9420-0000	Owed to Building - Spec Olympics	5,022.31-	5,022.31-	0.00	
9421-0000	Owed to Building - Admin Mentoring	10,220.75-	10,220.75-	0.00	
9422-0000	Owed to Building - Corporate Sponso	18,068.43-	13,348.42-	4,720.01-	35.4
9423-0000	Owed to Building - Athletc Donation	42,362.47-	57,080.68-	14,718.21	25.8-
9424-0000	Owed To Building - Musical	129,540.48-	123,802.78-	5,737.70-	4.6
9425-0000	Owed to Building - Summer Camps	5,046.57-	5,046.57-	0.00	
9426-0000	Owed to Building - Library	93,109.97-	78,555.75-	14,554.22-	18.5
9428-0000	Owed to Building - Homeless	796.82	0.00	796.82	
9429-0000	Owed to Building - BPAC	360.64-	360.64-	0.00	
9430-0000	Owed to Building - Donations	90,345.79-	32,065.45-	58,280.34-	181.8
9434-0000	Owed to Buildings-Basketball	4,758.55-	10,667.32-	5,908.77	55.4-
9437-0000	Owed to Buildings-Softball	250.00-	250.00-	0.00	
9460-0000	Other Payables	2,516,012.71	2,092,217.68	423,795.03	20.3
9461-0000	Credit Card Payable	482.96-	482.96-	0.00	
9463-0000	Summer Camp-Bowling	.30-	.30-	0.00	
9464-0000	Summer Camp-Girls Basketball	1,188.07-	2,395.28-	1,207.21	50.4-
9465-0000	Summer Camp-Boys Basketball	4,039.62-	8,508.79-	4,469.17	52.5-
9466-0000	Summer Camp-Coed Tennis	3,025.94-	3,143.70-	117.76	3.7-
9467-0000	Summer Camp-Football	962.38-	1,907.23-	944.85	49.5-
9468-0000	Summer Camp-Coed Volleyball	60.16-	2,099.84	2,160.00-	102.9-
9469-0000	Summer Camp-Coed Wrestling	1,503.24-	1,608.24-	105.00	6.5-
9470-0000	Summer Camp-Boys Baseball	2,033.24-	756.37-	1,276.87-	168.8
9471-0000	Summer Camp-Girls Softball	223.56-	1,486.56-	1,263.00	85.0-
9472-0000	Sports Camp-Elementary	586.57-	586.57-	0.00	
9473-0000	Summer Camp-Coed Soccer	1,540.44-	3,058.91-	1,518.47	49.6-
9474-0000	Summer Camp-Cheerleading	74.40-	41.90-	32.50-	77.6
9475-0000	Custodial Services	153,330.79-	128,900.04-	24,430.75-	19.0
9477-0000	Summer Camp-Coed Basketball	403.40-	372.00-	31.40-	8.4

Balance Sheet

Consolidated		Educational Fund	Consolidated		
Account Nbr	Description	Current Year	Previous Year	Change	Percent
9400	Other Payables				
9478-0000	Summer Camp-Girls Soccer	54.21-	105.55	159.76-	151.4-
9479-0000	Summer Camp-Coed Cross Country	748.72-	67.44-	681.28-	1010.2
9480-0000	Summer Camp-Boys Lacrosse	375.43-	56.00-	319.43-	570.4
9481-0000	Summer Camp-Girls Lacrosse	.29-	.29-	0.00	
9482-0000	Summer Camp-Dance Camp	3,216.79-	1,398.46-	1,818.33-	130.0
9483-0000	Summer Camp-Boys Soccer	9,826.26-	2,497.28-	7,328.98-	293.5
9484-0000	Summer Camp-Girls Golf	367.54-	567.00-	199.46	35.2-
9485-0000	Summer Camp-Boys Golf	1,560.00-	1,560.00-	0.00	
9486-0000	Summer Camp-Girls Volleyball	11,147.39-	8,172.58-	2,974.81-	36.4
9488-0000	Summer Camp-Marching Band	6,127.96-	589.60-	5,538.36-	939.3
9490-0000	Summer Camp-Coed Baseball	58.73-	1,650.00-	1,591.27	96.4-
9491-0000	Summer Camp-Coed Lacrosse	71.69	143.74-	215.43	149.9-
9492-0000	Summer Camp-Strength & Conditioning	411.24-	64.00-	347.24-	542.6
9495-0000	Ed Services Donations	520.65-	1,250.00-	729.35	58.3-
9496-0000	FSL Events-Donations	71.56-	71.56-	0.00	
9497-0000	Coffee Shop	4,575.19-	4,626.41-	51.22	1.1-
9498-0000	Owed to Special Events	1,741.77-	1,741.77-	0.00	
9499-0000	Owed to Wellness	11,607.00-	2,370.00-	9,237.00-	389.7
	Total Other Payables	25,479.10-	144,551.42-	119,072.32	82.4-
	Total Liabilities	70,033,636.62-	69,796,287.51-	237,349.11-	.3
FUNDBAL	Equity				
9900-0000	Fund Balance	63,514,926.40-	54,210,035.33-	9,304,891.07-	17.2
9950-0000	Current Year Net Change in Fund Balan	23,854,177.63-	27,535,170.87-	3,680,993.24	13.4-
9999-0000	Error Suspense	0.00	632.60-	632.60	100.0-
	Total Equity	87,369,104.03-	81,745,838.80-	5,623,265.23-	6.9
	Total Liabilities & Fund Equit	157,402,740.65-	151,542,126.31-	5,860,614.34-	3.9

Balance Sheet

Balance Sheet
For Period 6 Ending December 31, 2020 | Fiscal Year 2021

Consolidated | Health Insurance Fund | Consolidated

Account Nbr	Description	Current Year	Previous Year	Change	Percent
ASSETS	Assets				
CURASSETS	Current Assets				
8000	Cash				
8010-0000	Cash	3,465,423.22	3,569,469.60	104,046.38-	2.9-
	Total Cash	3,465,423.22	3,569,469.60	104,046.38-	2.9-
	Total Current Assets	3,465,423.22	3,569,469.60	104,046.38-	2.9-
	Total Assets	3,465,423.22	3,569,469.60	104,046.38-	2.9-
LIABFBAL	Liabilities & Fund Equity				
LIABILITIES	Liabilities				
9300	Payroll Deductions				
9322-0000	Employee Health Payable	3,363,555.62-	3,424,750.09-	61,194.47	1.8-
9323-0000	Employee Dental Payable	99,015.38-	192,148.20-	93,132.82	48.5-
9324-0000	Employee Vision Payable	2,852.22-	47,428.69	50,280.91-	106.0-
	Total Payroll Deductions	3,465,423.22-	3,569,469.60-	104,046.38	2.9-
	Total Liabilities	3,465,423.22-	3,569,469.60-	104,046.38	2.9-
	Total Liabilities & Fund Equit	3,465,423.22-	3,569,469.60-	104,046.38	2.9-

Balance Sheet

Balance Sheet
For Period 6 Ending December 31, 2020 | Fiscal Year 2021

Consolidated		Grant Fund		Consolidated	
Account Nbr	Description	Current Year	Previous Year	Change	Percent
ASSETS	Assets				
CURASSETS	Current Assets				
8000	Cash				
8010-0000	Cash	2,478,370.90	2,945,524.86	467,153.96-	15.9-
	Total Cash	2,478,370.90	2,945,524.86	467,153.96-	15.9-
	Total Current Assets	2,478,370.90	2,945,524.86	467,153.96-	15.9-
	Total Assets	2,478,370.90	2,945,524.86	467,153.96-	15.9-
LIABFBAL	Liabilities & Fund Equity				
LIABILITIES	Liabilities				
9000	Current Liabilities				
9011-0000	Accounts Payable	21,059.75-	926,369.39-	905,309.64	97.7-
	Total Current Liabilities	21,059.75-	926,369.39-	905,309.64	97.7-
	Total Liabilities	21,059.75-	926,369.39-	905,309.64	97.7-
FUNDBAL	Equity				
9900-0000	Fund Balance	3,755,253.46-	1,232,718.69-	2,522,534.77-	204.6
9950-0000	Current Year Net Change in Fund Balan	1,297,942.31	786,436.78-	2,084,379.09	265.0-
	Total Equity	2,457,311.15-	2,019,155.47-	438,155.68-	21.7
	Total Liabilities & Fund Equit	2,478,370.90-	2,945,524.86-	467,153.96	15.9-

Balance Sheet

Balance Sheet
For Period 6 Ending December 31, 2020 | Fiscal Year 2021

Consolidated		Covid 19 Fund	Consolidated		
Account Nbr	Description	Current Year	Previous Year	Change	Percent
ASSETS	Assets				
CURASSETS	Current Assets				
8000	Cash				
8010-0000	Cash	3,979,745.74-	0.00	3,979,745.74-	
	Total Cash	3,979,745.74-	0.00	3,979,745.74-	
	Total Current Assets	3,979,745.74-	0.00	3,979,745.74-	
	Total Assets	3,979,745.74-	0.00	3,979,745.74-	
LIABFBAL	Liabilities & Fund Equity				
LIABILITIES	Liabilities				
9000	Current Liabilities				
9011-0000	Accounts Payable	8,595.96-	0.00	8,595.96-	
	Total Current Liabilities	8,595.96-	0.00	8,595.96-	
	Total Liabilities	8,595.96-	0.00	8,595.96-	
FUNDBAL	Equity				
9900-0000	Fund Balance	451,573.12	0.00	451,573.12	
9950-0000	Current Year Net Change in Fund Balan	3,536,768.58	0.00	3,536,768.58	
	Total Equity	3,988,341.70	0.00	3,988,341.70	
	Total Liabilities & Fund Equit	3,979,745.74	0.00	3,979,745.74	

Balance Sheet

Balance Sheet
For Period 6 Ending December 31, 2020 | Fiscal Year 2021

Consolidated | Operations & Maintenance Fund Consolidated

Account Nbr	Description	Current Year	Previous Year	Change	Percent
ASSETS	Assets				
CURASSETS	Current Assets				
8000	Cash				
8010-0000	Cash	5,788,157.93	5,024,878.96	763,278.97	15.2
	Total Cash	5,788,157.93	5,024,878.96	763,278.97	15.2
RECEIVABLES	Receivables				
8100	110-122				
8110-0000	Interest Receivable	16,103.00	16,103.00	0.00	
8191-0000	CPPRT Receivable	266,847.00	266,847.00	0.00	
8192-0000	Property Taxes Receivable	11,667,240.00	11,667,240.00	0.00	
	Total 110-122	11,950,190.00	11,950,190.00	0.00	
8400	Other Current Assets				
8486-0000	Invoice Tolerance	0.00	.02	.02-	100.0-
	Total Other Current Assets	0.00	.02	.02-	100.0-
	Total Receivables	11,950,190.00	11,950,190.02	.02-	
	Total Current Assets	17,738,347.93	16,975,068.98	763,278.95	4.5
	Total Assets	17,738,347.93	16,975,068.98	763,278.95	4.5
LIABFBAL	Liabilities & Fund Equity				
LIABILITIES	Liabilities				
9000	Current Liabilities				
9011-0000	Accounts Payable	51,891.36-	9,966.10	61,857.46-	620.7-
9021-0000	Accrued Payroll	242,138.00-	242,138.00-	0.00	
9022-0000	Deferred Revenue	10,562,626.00-	10,562,626.00-	0.00	
9023-0000	Accrued Accounts Payable (Auditor A	502,819.12-	502,819.12-	0.00	
	Total Current Liabilities	11,359,474.48-	11,297,617.02-	61,857.46-	.5
9300	Payroll Deductions				
9320-0000	Employee Disability/Life Payable	8,269.00-	7,319.60-	949.40-	13.0
9321-0000	FSA	4,637.92-	3,218.94-	1,418.98-	44.1
9325-0000	Health Savings Account (HSA)	250.00-	0.00	250.00-	
	Total Payroll Deductions	13,156.92-	10,538.54-	2,618.38-	24.8
9400	Other Payables				
9410-0000	Owed to Building-Vending	440.83-	440.83-	0.00	
9460-0000	Other Payables	441.00	441.00	0.00	
	Total Other Payables	.17	.17	0.00	

Balance Sheet

Balance Sheet
For Period 6 Ending December 31, 2020 Fiscal Year 2021

Consolidated Operations & Maintenance Fund Consolidated

Account Nbr	Description	Current Year	Previous Year	Change	Percent
	Total Liabilities	11,372,631.23-	11,308,155.39-	64,475.84-	.6
FUNDBAL	Equity				
9900-0000	Fund Balance	2,273,204.05-	3,223,182.52-	949,978.47	29.5-
9950-0000	Current Year Net Change in Fund Balan	4,092,512.65-	2,443,731.07-	1,648,781.58-	67.5
	Total Equity	6,365,716.70-	5,666,913.59-	698,803.11-	12.3
	Total Liabilities & Fund Equit	17,738,347.93-	16,975,068.98-	763,278.95-	4.5

Balance Sheet

Balance Sheet
For Period 6 Ending December 31, 2020 | Fiscal Year 2021

Consolidated		Bond & Interest Fund		Consolidated	
Account Nbr	Description	Current Year	Previous Year	Change	Percent
ASSETS	Assets				
CURASSETS	Current Assets				
8000	Cash				
8010-0000	Cash	350,712.05	1,224,752.85	874,040.80-	71.4-
	Total Cash	350,712.05	1,224,752.85	874,040.80-	71.4-
RECEIVABLES	Receivables				
8100	110-122				
8110-0000	Interest Receivable	23,120.00	23,120.00	0.00	
8192-0000	Property Taxes Receivable	14,783,969.00	14,783,969.00	0.00	
	Total 110-122	14,807,089.00	14,807,089.00	0.00	
	Total Receivables	14,807,089.00	14,807,089.00	0.00	
	Total Current Assets	15,157,801.05	16,031,841.85	874,040.80-	5.5-
	Total Assets	15,157,801.05	16,031,841.85	874,040.80-	5.5-
LIABFBAL	Liabilities & Fund Equity				
LIABILITIES	Liabilities				
9000	Current Liabilities				
9022-0000	Deferred Revenue	13,386,501.00-	13,386,501.00-	0.00	
	Total Current Liabilities	13,386,501.00-	13,386,501.00-	0.00	
	Total Liabilities	13,386,501.00-	13,386,501.00-	0.00	
FUNDBAL	Equity				
9900-0000	Fund Balance	8,659,327.83-	9,069,317.37-	409,989.54	4.5-
9950-0000	Current Year Net Change in Fund Balan	6,888,027.78	6,423,976.52	464,051.26	7.2
	Total Equity	1,771,300.05-	2,645,340.85-	874,040.80	33.0-
	Total Liabilities & Fund Equit	15,157,801.05-	16,031,841.85-	874,040.80	5.5-

Balance Sheet

Balance Sheet
For Period 6 Ending December 31, 2020 | Fiscal Year 2021

Consolidated Account Nbr	Description	Transportation Fund Current Year	Transportation Fund Previous Year	Consolidated Change	Consolidated Percent
ASSETS	Assets				
CURASSETS	Current Assets				
8000	Cash				
8010-0000	Cash	4,710,022.96	1,509,448.13	3,200,574.83	212.0
	Total Cash	4,710,022.96	1,509,448.13	3,200,574.83	212.0
RECEIVABLES	Receivables				
8100	110-122				
8110-0000	Interest Receivable	4,959.00	4,959.00	0.00	
8190-0000	Grants Receivable	1,814,086.00	1,814,086.00	0.00	
8192-0000	Property Taxes Receivable	3,824,568.00	3,824,568.00	0.00	
	Total 110-122	5,643,613.00	5,643,613.00	0.00	
8400	Other Current Assets				
8486-0000	Invoice Tolerance	0.00	.06	.06-	100.0-
	Total Other Current Assets	0.00	.06	.06-	100.0-
	Total Receivables	5,643,613.00	5,643,613.06	.06-	
	Total Current Assets	10,353,635.96	7,153,061.19	3,200,574.77	44.7
	Total Assets	10,353,635.96	7,153,061.19	3,200,574.77	44.7
LIABFBAL	Liabilities & Fund Equity				
LIABILITIES	Liabilities				
9000	Current Liabilities				
9011-0000	Accounts Payable	3,758.83-	8,111.48-	4,352.65	53.7-
9022-0000	Deferred Revenue	3,463,547.00-	3,463,547.00-	0.00	
9023-0000	Accrued Accounts Payable (Auditor A	369,424.70-	369,424.70-	0.00	
	Total Current Liabilities	3,836,730.53-	3,841,083.18-	4,352.65	.1-
9300	Payroll Deductions				
9320-0000	Employee Disability/Life Payable	116.90-	104.26-	12.64-	12.1
	Total Payroll Deductions	116.90-	104.26-	12.64-	12.1
	Total Liabilities	3,836,847.43-	3,841,187.44-	4,340.01	.1-
FUNDBAL	Equity				
9900-0000	Fund Balance	3,480,761.84-	3,498,604.46-	17,842.62	.5-
9950-0000	Current Year Net Change in Fund Balan	3,036,026.69-	186,730.71	3,222,757.40-	1725.9-
	Total Equity	6,516,788.53-	3,311,873.75-	3,204,914.78-	96.8

Balance Sheet

Balance Sheet
For Period 6 Ending December 31, 2020 | Fiscal Year 2021

Consolidated Account Nbr	Description	Transportation Fund Current Year	Consolidated Previous Year	Change	Percent
	Total Liabilities & Fund Equit	10,353,635.96-	7,153,061.19-	3,200,574.77-	44.7

Balance Sheet

Balance Sheet
For Period 6 Ending December 31, 2020 Fiscal Year 2021

Consolidated		Municipal Retirement Fund	Consolidated		
Account Nbr	Description	Current Year	Previous Year	Change	Percent
ASSETS	Assets				
CURASSETS	Current Assets				
8000	Cash				
8010-0000	Cash	4,356,321.60	4,447,681.82	91,360.22-	2.1-
	Total Cash	4,356,321.60	4,447,681.82	91,360.22-	2.1-
RECEIVABLES	Receivables				
8100	110-122				
8110-0000	Interest Receivable	16,586.00	16,586.00	0.00	
8192-0000	Property Taxes Receivable	2,881,495.00	2,881,495.00	0.00	
	Total 110-122	2,898,081.00	2,898,081.00	0.00	
	Total Receivables	2,898,081.00	2,898,081.00	0.00	
	Total Current Assets	7,254,402.60	7,345,762.82	91,360.22-	1.2-
	Total Assets	7,254,402.60	7,345,762.82	91,360.22-	1.2-
LIABFBAL	Liabilities & Fund Equity				
LIABILITIES	Liabilities				
9000	Current Liabilities				
9022-0000	Deferred Revenue	2,618,658.00-	2,618,658.00-	0.00	
	Total Current Liabilities	2,618,658.00-	2,618,658.00-	0.00	
9300	Payroll Deductions				
9303-0000	IMRF Payable	0.00	966.18	966.18-	100.0-
	Total Payroll Deductions	0.00	966.18	966.18-	100.0-
	Total Liabilities	2,618,658.00-	2,617,691.82-	966.18-	
FUNDBAL	Equity				
9900-0000	Fund Balance	4,532,605.80-	4,359,690.15-	172,915.65-	4.0
9950-0000	Current Year Net Change in Fund Balan	103,138.80-	368,380.85-	265,242.05	72.0-
	Total Equity	4,635,744.60-	4,728,071.00-	92,326.40	2.0-
	Total Liabilities & Fund Equit	7,254,402.60-	7,345,762.82-	91,360.22	1.2-

Balance Sheet

Balance Sheet
For Period 6 Ending December 31, 2020 Fiscal Year 2021

Consolidated | Social Security/Medicare Fund Consolidated

Account Nbr	Description	Current Year	Previous Year	Change	Percent
ASSETS	Assets				
CURASSETS	Current Assets				
8000	Cash				
8010-0000	Cash	1,105,891.07	1,378,929.01	273,037.94-	19.8-
	Total Cash	1,105,891.07	1,378,929.01	273,037.94-	19.8-
	Total Current Assets	1,105,891.07	1,378,929.01	273,037.94-	19.8-
	Total Assets	1,105,891.07	1,378,929.01	273,037.94-	19.8-
LIABFBAL	Liabilities & Fund Equity				
LIABILITIES	Liabilities				
9300	Payroll Deductions				
9304-0000	FICA Payable	16,590.97-	18,659.31-	2,068.34	11.1-
9305-0000	Medicare Only Payable	8,351.19-	8,169.89-	181.30-	2.2
	Total Payroll Deductions	24,942.16-	26,829.20-	1,887.04	7.0-
	Total Liabilities	24,942.16-	26,829.20-	1,887.04	7.0-
FUNDBAL	Equity				
9900-0000	Fund Balance	1,112,163.45-	1,348,053.52-	235,890.07	17.5-
9950-0000	Current Year Net Change in Fund Balan	31,214.54	4,046.29-	35,260.83	871.4-
	Total Equity	1,080,948.91-	1,352,099.81-	271,150.90	20.1-
	Total Liabilities & Fund Equit	1,105,891.07-	1,378,929.01-	273,037.94	19.8-

Balance Sheet

Balance Sheet
For Period 6 Ending December 31, 2020 Fiscal Year 2021

Consolidated		Site & Construction Fund	Consolidated		
Account Nbr	Description	Current Year	Previous Year	Change	Percent
ASSETS	Assets				
CURASSETS	Current Assets				
8000	Cash				
8010-0000	Cash	2,193,772.98	5,236,032.28	3,042,259.30-	58.1-
	Total Cash	2,193,772.98	5,236,032.28	3,042,259.30-	58.1-
RECEIVABLES	Receivables				
8100	110-122				
8110-0000	Interest Receivable	69,023.00	69,023.00	0.00	
	Total 110-122	69,023.00	69,023.00	0.00	
	Total Receivables	69,023.00	69,023.00	0.00	
	Total Current Assets	2,262,795.98	5,305,055.28	3,042,259.30-	57.3-
	Total Assets	2,262,795.98	5,305,055.28	3,042,259.30-	57.3-
LIABFBAL	Liabilities & Fund Equity				
LIABILITIES	Liabilities				
9000	Current Liabilities				
9011-0000	Accounts Payable	0.00	8,332.00-	8,332.00	100.0-
9014-0000	Construction Contracts Payable	229,810.00-	229,810.00-	0.00	
9022-0000	Deferred Revenue	61,013.00-	61,013.00-	0.00	
9023-0000	Accrued Accounts Payable (Auditor A	2,264,836.74-	2,264,836.74-	0.00	
	Total Current Liabilities	2,555,659.74-	2,563,991.74-	8,332.00	.3-
	Total Liabilities	2,555,659.74-	2,563,991.74-	8,332.00	.3-
FUNDBAL	Equity				
9900-0000	Fund Balance	5,147,251.17-	9,577,351.10-	4,430,099.93	46.3-
9950-0000	Current Year Net Change in Fund Balan	5,440,114.93	6,836,287.56	1,396,172.63-	20.4-
	Total Equity	292,863.76	2,741,063.54-	3,033,927.30	110.7-
	Total Liabilities & Fund Equit	2,262,795.98-	5,305,055.28-	3,042,259.30	57.3-

Balance Sheet

Balance Sheet
For Period 6 Ending December 31, 2020 | Fiscal Year 2021

Consolidated		Impact Fees Fund		Consolidated	
Account Nbr	Description	Current Year	Previous Year	Change	Percent
ASSETS	Assets				
CURASSETS	Current Assets				
8000	Cash				
8010-0000	Cash	14,383,186.33	14,510,222.94	127,036.61-	.9-
	Total Cash	14,383,186.33	14,510,222.94	127,036.61-	.9-
	Total Current Assets	14,383,186.33	14,510,222.94	127,036.61-	.9-
	Total Assets	14,383,186.33	14,510,222.94	127,036.61-	.9-
LIABFBAL	Liabilities & Fund Equity				
FUNDBAL	Equity				
9900-0000	Fund Balance	14,374,780.01-	14,328,780.85-	45,999.16-	.3
9950-0000	Current Year Net Change in Fund Balan	8,406.32-	181,442.09-	173,035.77	95.4-
	Total Equity	14,383,186.33-	14,510,222.94-	127,036.61	.9-
	Total Liabilities & Fund Equit	14,383,186.33-	14,510,222.94-	127,036.61	.9-

Balance Sheet

Balance Sheet
For Period 6 Ending December 31, 2020 | Fiscal Year 2021

Consolidated | Working Capital Fund | Consolidated

Account Nbr	Description	Current Year	Previous Year	Change	Percent
ASSETS	Assets				
CURASSETS	Current Assets				
8000	Cash				
8010-0000	Cash	38,899,694.37	38,201,815.47	697,878.90	1.8
	Total Cash	38,899,694.37	38,201,815.47	697,878.90	1.8
RECEIVABLES	Receivables				
8100	110-122				
8192-0000	Property Taxes Receivable	61,384.00	61,384.00	0.00	
	Total 110-122	61,384.00	61,384.00	0.00	
	Total Receivables	61,384.00	61,384.00	0.00	
	Total Current Assets	38,961,078.37	38,263,199.47	697,878.90	1.8
	Total Assets	38,961,078.37	38,263,199.47	697,878.90	1.8
LIABFBAL	Liabilities & Fund Equity				
LIABILITIES	Liabilities				
9000	Current Liabilities				
9022-0000	Deferred Revenue	56,612.00-	56,612.00-	0.00	
	Total Current Liabilities	56,612.00-	56,612.00-	0.00	
	Total Liabilities	56,612.00-	56,612.00-	0.00	
FUNDBAL	Equity				
9900-0000	Fund Balance	38,874,199.91-	37,933,773.70-	940,426.21-	2.5
9950-0000	Current Year Net Change in Fund Balan	30,266.46-	272,813.77-	242,547.31	88.9-
	Total Equity	38,904,466.37-	38,206,587.47-	697,878.90-	1.8
	Total Liabilities & Fund Equit	38,961,078.37-	38,263,199.47-	697,878.90-	1.8

Balance Sheet

Balance Sheet
For Period 6 Ending December 31, 2020 | Fiscal Year 2021

Consolidated		Tort Immunity Fund		Consolidated	
Account Nbr	Description	Current Year	Previous Year	Change	Percent
ASSETS	Assets				
CURASSETS	Current Assets				
8000	Cash				
8010-0000	Cash	301,154.30-	162,525.32-	138,628.98-	85.3
	Total Cash	301,154.30-	162,525.32-	138,628.98-	85.3
RECEIVABLES	Receivables				
8100	110-122				
8192-0000	Property Taxes Receivable	1,519.00	1,519.00	0.00	
	Total 110-122	1,519.00	1,519.00	0.00	
	Total Receivables	1,519.00	1,519.00	0.00	
	Total Current Assets	299,635.30-	161,006.32-	138,628.98-	86.1
	Total Assets	299,635.30-	161,006.32-	138,628.98-	86.1
LIABFBAL	Liabilities & Fund Equity				
FUNDBAL	Equity				
9900-0000	Fund Balance	633,077.07-	668,634.98-	35,557.91	5.3-
9950-0000	Current Year Net Change in Fund Balan	932,712.37	829,641.30	103,071.07	12.4
	Total Equity	299,635.30	161,006.32	138,628.98	86.1
	Total Liabilities & Fund Equit	299,635.30	161,006.32	138,628.98	86.1

Income Statement

GL293 Date 01/28/21 Time 14:32 | Company 10 - Educational Fund | Income Statement | USD | Page 1

For Period 6 Through 6 Ending December 31, 2020 | Fiscal Year 2021 Budget 99

Consolidated		Educational Fund			Consolidated		
Account Nbr	Description	Period Amount	Period Budget	Pct Of Budget	Year To Date Amount	Year To Date Budget	Pct Of Budget
REVENUE	Revenue						
LOCAL	Revenue from Local Sources						
1111-0000	CUR YR General Levy	635.03	0.00	0.00	29,181,350.38	57,960,226.00	50.35
1112-0000	First PR YR General Levy	335,827.31	0.00	0.00	31,326,041.44	53,712,833.00	58.32
1113-0000	Other PR YR General Levies	1,184.25-	0.00	0.00	203,500.23-	358,804.00-	56.72
1141-0000	CUR YR Special Education Levy	150.74	0.00	0.00	8,127,586.50	15,360,220.00	52.91
1142-0000	First PR YR Special Education	93,248.25	0.00	0.00	8,053,895.54	14,875,523.00	54.14
1231-0000	Corporate Personal Property Re	0.00	0.00	0.00	190,022.35	630,125.00	30.16
1311-0000	Tuition from Pupils or Parents	0.00	0.00	0.00	0.00	20,000.00	0.00
1321-0000	Summer School Tuition from Pup	0.00	0.00	0.00	0.00	617.00	0.00
1342-0000	Special Education Tuition from	0.00	0.00	0.00	0.00	13,229.00	0.00
1511-0000	Interest on Investments	9,029.62	0.00	0.00	53,551.89	145,511.00	36.80
1611-0000	Sales to Pupils - Lunch	1,535.91	0.00	0.00	18,045.64	1,206,213.00	1.50
1612-0000	Sales to Pupils - Breakfast	0.00	0.00	0.00	202.03	1,204.00	16.78
1613-0000	Sales to Pupils - A La Carte	0.00	0.00	0.00	1,058.83	586,445.00	.18
1621-0000	Sales to Adults	0.00	0.00	0.00	78.08	353.00	22.12
1726-0000	Musical Instrument Rental	0.00	0.00	0.00	50.00	419.00	11.93
1727-0000	Athletic Fees	2,712.45	0.00	0.00	63,275.57	66,662.00	94.92
1728-0000	Driver Education Behind the Wh	4,585.23	0.00	0.00	19,936.85	46,686.00	42.70
1729-0000	Flex PE Fees	573.70	0.00	0.00	7,544.65	13,722.00	54.98
1792-0000	Music Special Events	2,707.20	0.00	0.00	3,757.40	4,861.00	77.30
1811-0000	Regular Textbook Rental	60,000.17	0.00	0.00	1,431,646.08	1,160,542.00	123.36
1812-0000	Summer School Textbook Rental	1,404.62	0.00	0.00	22,139.82	68,923.00	32.12
1819-0000	Other Textbook Rental	638.92	0.00	0.00	3,818.58	9,828.00	38.85
1892-0000	Heart Rate Monitors Fee	100.00	0.00	0.00	1,471.18	2,984.00	49.30
1898-0000	Merchant Processing Fee	1,585.10	0.00	0.00	35,937.26	100,000.00	35.94
1921-0000	Contributions & Donations from	0.00	0.00	0.00	0.00	24,601.00	0.00
1923-0000	Homeless Donations	0.00	0.00	0.00	0.00	387.00	0.00
1951-0000	Refund of PR YRs' Expenditiure	3,251.24	0.00	0.00	176,971.82	200,000.00	88.49
1990-0000	P-Card Inadvertent	1.19	0.00	0.00	1,148.04	0.00	0.00
1991-0000	Payment from Other LEAs	0.00	0.00	0.00	239,272.38	200,000.00	119.64
1997-0000	Revenue From Sale of Assets	0.00	0.00	0.00	0.00	19,600.00	0.00
1998-0000	Other Revenue-Athletics	0.00	0.00	0.00	59.00	80.00	73.75
1999-0000	Other Revenue-General	79,207.63	0.00	0.00	312,515.91	804,076.00	38.87
	Total Revenue from Local Sourc	596,010.06	0.00	0.00	79,067,876.99	146,877,066.00	53.83
STATE	Revenue from State Sources						
3001-0000	General State Aid	5,227,978.00	0.00	0.00	26,139,890.00	57,507,752.00	45.45
3100-0000	Special Ed-Pvt Facility Tuitio	0.00	0.00	0.00	1,620,962.67	3,142,162.00	51.59
3120-0000	Special Ed-Orphanage Individua	0.00	0.00	0.00	238,402.53	527,038.00	45.23
3130-0000	Special Ed-Orphange Summer	0.00	0.00	0.00	0.00	13,083.00	0.00
3360-0000	State Free Lunch & Breakfast	402.08	0.00	0.00	29,183.24	64,150.00	45.49
3370-0000	Driver Education	24,181.99	0.00	0.00	48,363.98	76,608.00	63.13
3696-0000	Safe School Grant	0.00	0.00	0.00	12,072.00	41,426.00	29.14
3999-0000	ALOP ROE Revenue	117,806.00	0.00	0.00	706,835.99	1,715,151.00	41.21
	Total Revenue from State Sourc	5,370,368.07	0.00	0.00	28,795,710.41	63,087,370.00	45.64
FEDERAL	Revenue from Federal Sources						

Income Statement

Consolidated		Educational Fund			Consolidated		
Account Nbr	Description	Period Amount	Period Budget	Pct Of Budget	Year To Date Amount	Year To Date Budget	Pct Of Budget
FEDERAL	Revenue from Federal Sources						
4210-0000	National School Lunch Program	0.00	0.00	0.00	19,379.80	3,186,155.00	.61
4220-0000	School Breakfast Program	0.00	0.00	0.00	11,771.23	924,188.00	1.27
4225-0000	Summer Food Program	163,637.81	0.00	0.00	1,138,497.16	802,369.00	141.89
4226-0000	Child & Adult Food Care Progr	78,269.14	0.00	0.00	119,521.86	331,393.00	36.07
4240-0000	Fresh Fruit and Veg. Program	1,197.52	0.00	0.00	1,197.52	27,357.00	4.38
4625-0000	Special Ed-IDEA Room & Board	82,789.29	0.00	0.00	540,693.28	795,992.00	67.93
4900-0000	Medicaid Admin Outreach	0.00	0.00	0.00	401,757.86	441,684.00	90.96
4902-0000	Medicaid Fee for Service	241,430.39	0.00	0.00	384,036.27	1,673,726.00	22.94
4950-0000	Dept of Rehab Svcs	0.00	0.00	0.00	0.00	28,000.00	0.00
	Total Revenue from Federal Sou	567,324.15	0.00	0.00	2,616,854.98	8,210,864.00	31.87
OTHER SOURCE	Other Financing Sources						
7992-0000	Other Source-Operational Lease	0.00	0.00	0.00	5,570,763.20	5,570,764.00	100.00
	Total Other Financing Sources	0.00	0.00	0.00	5,570,763.20	5,570,764.00	100.00
	Total Revenue	6,533,702.28	0.00	0.00	116,051,205.58	223,746,064.00	51.87
EXPENSE	Expense						
100	Salaries						
111-0000	Certified Administrator	1,137,200.13	0.00	0.00	5,317,508.50	9,841,722.00	54.03
112-0000	Certified Directors/Superviors	452,663.49	0.00	0.00	2,091,939.00	4,010,904.00	52.16
113-0000	Certified Teachers	10,270,049.75	0.00	0.00	34,339,556.28	89,829,636.00	38.23
114-0000	Other Certified	1,234,823.23	0.00	0.00	4,179,430.46	11,083,120.00	37.71
115-0000	Non-Certified Supervision/Head	280,549.39	0.00	0.00	1,311,846.69	2,453,335.00	53.47
116-0000	Non-Certified Sec/Spec	764,050.10	0.00	0.00	3,478,820.78	6,710,979.00	51.84
117-0000	Non-Certified Paras/Custodial	1,206,650.22	0.00	0.00	3,932,132.94	8,504,625.00	46.24
118-0000	Other Non-Certified	132,718.91	0.00	0.00	470,048.74	1,194,681.00	39.35
119-0000	Other	168,980.64	0.00	0.00	550,945.86	1,063,360.00	51.81
121-0000	Substitute-Teacher	99,267.04	0.00	0.00	246,527.70	1,454,250.00	16.95
122-0000	Substitute-Paraprofessionals	6,217.50	0.00	0.00	33,387.50	200,000.00	16.69
123-0000	Substitute-Conferences	262.50	0.00	0.00	4,417.50	207,050.00	2.13
132-0000	1.5 Overtime	8,787.61	0.00	0.00	77,187.82	141,510.00	54.55
133-0000	2.0 Overtime	313.72	0.00	0.00	1,084.84	3,800.00	28.55
134-0000	Subs-Conferences/Prof Develop	78.75	0.00	0.00	1,473.75	68,379.00	2.16
135-0000	Long Term Certified Subs	123,467.50	0.00	0.00	381,300.00	500,000.00	76.26
138-0000	Subs-Grants	0.00	0.00	0.00	105.00	11,300.00	.93
143-0000	Overload	35,022.89	0.00	0.00	81,931.38	357,000.00	22.95
148-0000	Extra Pay-Non-Certified	34,612.77	0.00	0.00	112,451.36	98,702.00	113.93
149-0000	Extra Pay-Certified	717,116.05	0.00	0.00	1,702,064.98	4,095,025.00	41.56
161-0000	Mileage Stipend	18,370.14	0.00	0.00	85,428.85	157,850.00	54.12
	Total Salaries	16,691,202.33	0.00	0.00	58,399,589.93	141,987,228.00	41.13
200	Employee Benefits						

Income Statement

Consolidated		Educational Fund			Consolidated		
Account Nbr	Description	Period Amount	Period Budget	Pct Of Budget	Year To Date Amount	Year To Date Budget	Pct Of Budget
200	Employee Benefits						
211-0000	Teachers Retirement (TRS)	845,094.81	0.00	0.00	3,028,263.06	7,465,066.00	40.57
212-0000	Municipal Retirement (IMRF)	0.00	0.00	0.00	6,567.13	0.00	0.00
215-0000	One-Time TRS Early Retirement	0.00	0.00	0.00	38,123.22	50,000.00	76.25
218-0000	THIS Fund Employer Contributio	157,687.57	0.00	0.00	567,559.25	1,193,281.00	47.56
221-0000	Life Insurance	9,972.99	0.00	0.00	37,911.34	86,998.00	43.58
222-0000	Medical Insurance	1,730,966.75	0.00	0.00	7,861,785.33	20,794,850.00	37.81
223-0000	Dental Insurance	94,461.09	0.00	0.00	427,015.15	1,034,966.00	41.26
224-0000	Vision Insurance	18,708.88	0.00	0.00	84,723.80	231,309.00	36.63
225-0000	Disability Insurance	2,514.51	0.00	0.00	11,655.41	21,531.00	54.13
226-0000	HRA/HSA Board Contributions	0.00	0.00	0.00	132,657.00	1,200,000.00	11.05
231-0000	Certified Tuition Reimbursemen	885.00	0.00	0.00	65,270.00	100,000.00	65.27
232-0000	DESA Tuition Reimbursement	0.00	0.00	0.00	0.00	2,000.00	0.00
234-0000	Non-Union Tuition Reimbursemen	0.00	0.00	0.00	0.00	2,000.00	0.00
235-0000	Admin Tuition Reimbursement	4,500.00	0.00	0.00	13,200.00	50,000.00	26.40
236-0000	Admin Relocation Reimbursement	0.00	0.00	0.00	0.00	3,000.00	0.00
	Total Employee Benefits	2,864,791.60	0.00	0.00	12,274,730.69	32,235,001.00	38.08
300	Purchased Services						
311-0000	Professional Services-Administ	71,325.15	0.00	0.00	164,429.35	711,900.00	23.10
312-0000	Staff Development-On Site	0.00	0.00	0.00	4,769.00	63,250.00	7.54
313-0000	Staff Development	105.00	0.00	0.00	46,901.99	243,058.00	19.30
314-0000	Professional Services-Instruct	2,150.00	0.00	0.00	27,838.89	559,386.00	4.98
315-0000	Food-Contracted	979.93	0.00	0.00	15,523.75	122,078.00	12.72
316-0000	Charter School Payment	0.00	0.00	0.00	4,312,298.58	8,300,000.00	51.96
317-0000	Audit/Financial Services	0.00	0.00	0.00	39,700.00	58,000.00	68.45
318-0000	Legal Services	58,786.47	0.00	0.00	154,118.71	350,000.00	44.03
319-0000	Other Professional & Technical	141,428.42	0.00	0.00	388,585.98	2,337,617.00	16.62
321-0000	Sanitation Services	0.00	0.00	0.00	0.00	1,000.00	0.00
323-0000	Repair & Maintenance	165,108.19	0.00	0.00	216,483.93	411,800.00	52.57
325-0000	Rentals	20,652.87	0.00	0.00	75,643.36	223,750.00	33.81
327-0000	Computer Maintenance	0.00	0.00	0.00	90.00	750.00	12.00
333-0000	District Travel	1,188.45	0.00	0.00	7,096.51	294,479.00	2.41
334-0000	Professional Meetings	124.00	0.00	0.00	2,734.00	39,250.00	6.97
336-0000	Pupil Transportation-Field Tri	0.00	0.00	0.00	478.00	25,500.00	1.87
339-0000	Other Transporation Services	0.00	0.00	0.00	0.00	6,400.00	0.00
341-0000	Postage & Shipping Charges	5,181.95	0.00	0.00	26,429.53	60,990.00	43.33
342-0000	Telephone-Local	18,697.81	0.00	0.00	116,558.03	200,000.00	58.28
346-0000	Telephone - WAN and Internet	22,020.05	0.00	0.00	30,151.89	310,000.00	9.73
347-0000	Telephone-Cellular	6,544.29	0.00	0.00	50,504.23	113,600.00	44.46
351-0000	Recruiting	129.72	0.00	0.00	853.36	14,300.00	5.97
352-0000	Legal Notices	2,576.20	0.00	0.00	4,275.10	25,500.00	16.77
361-0000	Printing & Binding	228.43	0.00	0.00	39,654.05	95,430.00	41.55
385-0000	Unemployment Insurance	0.00	0.00	0.00	62,900.00	35,000.00	179.71
391-0000	Officials-IHSA Sponsored	1,016.25	0.00	0.00	5,043.81	173,440.00	2.91
392-0000	License & Registrations	122.00	0.00	0.00	325.00	2,400.00	13.54
393-0000	Investigations	480.00	0.00	0.00	6,400.00	0.00	0.00

Income Statement

GL293 Date 01/28/21 Company 10 - Educational Fund USD Page 4
Time 14:32 Income Statement
For Period 6 Through 6 Ending December 31, 2020 Fiscal Year 2021 Budget 99

Consolidated		Educational Fund			Consolidated		
Account Nbr	Description	Period Amount	Period Budget	Pct Of Budget	Year To Date Amount	Year To Date Budget	Pct Of Budget
300	Purchased Services						
394-0000	Managment Fees-Transportation	1,323.93	0.00	0.00	4,155.38	0.00	0.00
395-0000	Management Fees	160,097.57	0.00	0.00	533,423.43	5,900,000.00	9.04
397-0000	Software Licensing	153,407.06	0.00	0.00	2,188,324.90	2,795,878.00	78.27
398-0000	Banking/Credit Card Fees	7,098.38	0.00	0.00	69,225.62	141,100.00	49.06
	Total Purchased Services	840,772.12	0.00	0.00	8,594,916.38	23,615,856.00	36.39
400	Supplies & Materials						
411-0000	Supplies-General	46,248.28	0.00	0.00	962,462.15	2,046,161.00	47.04
412-0000	Supplies-Testing Materials	0.00	0.00	0.00	0.00	237,900.00	0.00
415-0000	Supplies-Computer	5,362.95	0.00	0.00	12,437.35	33,815.00	36.78
417-0000	Supplies-Uniform	0.00	0.00	0.00	89,408.54	87,850.00	101.77
421-0000	Textbooks- Approved Standard	53,850.47	0.00	0.00	428,169.43	1,483,200.00	28.87
422-0000	Textbooks-Consumables	0.00	0.00	0.00	5,802.74	12,616.00	46.00
423-0000	Textbooks-Rebinds	0.00	0.00	0.00	24,682.14	0.00	0.00
424-0000	Textbooks-Suppl/Innovation Mat	0.00	0.00	0.00	35,902.34	42,200.00	85.08
425-0000	Textbooks-Approved Standard El	0.00	0.00	0.00	28,718.33	136,919.00	20.97
431-0000	Library Books	26,338.16	0.00	0.00	57,072.29	95,400.00	59.82
441-0000	Periodicals	4,539.94	0.00	0.00	20,274.11	29,450.00	68.84
464-0000	Gasoline	131.15	0.00	0.00	422.51	6,700.00	6.31
471-0000	System Software	0.00	0.00	0.00	932.00	105,701.00	.88
472-0000	Instructional Software	1,959.00	0.00	0.00	30,930.66	80,393.00	38.47
481-0000	Equipment < $500	5,497.14	0.00	0.00	39,782.25	79,749.00	49.88
482-0000	Parts-Transportation	460.62	0.00	0.00	786.10	2,800.00	28.08
484-0000	Computer Related Equip < $500	21,466.52	0.00	0.00	126,710.34	121,150.00	104.59
491-0000	Mat & Sup-Shipping	142.25	0.00	0.00	153.80	2,500.00	6.15
	Total Supplies & Materials	165,996.48	0.00	0.00	1,864,647.08	4,604,504.00	40.50
500	Capital Outlay						
541-0000	Equipment	295.00	0.00	0.00	27,185.74	174,001.00	15.62
545-0000	Computer Equipment > $500	0.00	0.00	0.00	3,419.00	21,000.00	16.28
546-0000	Software	0.00	0.00	0.00	0.00	40,000.00	0.00
547-0000	Network Equipment > $500	139,140.80	0.00	0.00	139,140.80	0.00	0.00
	Total Capital Outlay	139,435.80	0.00	0.00	169,745.54	235,001.00	72.23
600	Other Objects						
641-0000	Dues & Fees	4,617.72	0.00	0.00	130,288.35	253,953.00	51.30
671-0000	Private Facility Tuition	609,407.17	0.00	0.00	3,819,825.20	8,961,591.00	42.62
672-0000	Room and Board	34,457.19	0.00	0.00	336,619.09	573,315.00	58.71
673-0000	General Tuition	19,300.00	0.00	0.00	52,016.28	682,200.00	7.62
691-0000	Miscellaneous Objects	105.04	0.00	0.00	852.83	100,700.00	.85
	Total Other Objects	667,887.12	0.00	0.00	4,339,601.75	10,571,759.00	41.05
700	Transfers						

Income Statement

GL293 Date 01/28/21 Company 10 - Educational Fund USD Page 5
Time 14:32 Income Statement
For Period 6 Through 6 Ending December 31, 2020 Fiscal Year 2021 Budget 99

Consolidated		Educational Fund			Consolidated		
Account Nbr	Description	Period Amount	Period Budget	Pct Of Budget	Year To Date Amount	Year To Date Budget	Pct Of Budget
700	Transfers						
702-0000	Transfer Principal	0.00	0.00	0.00	1,390,800.73	1,390,801.00	100.00
	Total Transfers	0.00	0.00	0.00	1,390,800.73	1,390,801.00	100.00
900	System Accounts						
750	Capital Outlay - Capitalized						
751-0000	Equipment < $5000	23,899.07	0.00	0.00	143,071.00	660,210.00	21.67
755-0000	Computer Equipment < $5000	5,264.55	0.00	0.00	4,985,709.86	8,120,226.00	61.40
757-0000	Network Equipment < $5000	3,231.48	0.00	0.00	34,214.99	315,000.00	10.86
	Total Capital Outlay - Capita	32,395.10	0.00	0.00	5,162,995.85	9,095,436.00	56.76
	Total System Accounts	32,395.10	0.00	0.00	5,162,995.85	9,095,436.00	56.76
	Total Expense	21,402,480.55	0.00	0.00	92,197,027.95	223,735,586.00	41.21
	Total Net Change in Fund Balan	14,868,778.27-	0.00	0.00	23,854,177.63	10,478.00	0.00
		Large Percent of Budget		0.00			227659.65

Income Statement

Consolidated		Grant Fund			Consolidated		
Account Nbr	Description	Period Amount	Period Budget	Pct Of Budget	Year To Date Amount	Year To Date Budget	Pct Of Budget
REVENUE	Revenue						
LOCAL	Revenue from Local Sources						
1511-0000	Interest on Investments	232.87	0.00	0.00	2,443.07	5,775.00	42.30
1921-0000	Contributions & Donations from	0.00	0.00	0.00	6,500.00	41,348.00	15.72
1922-0000	Foundation Donations	0.00	0.00	0.00	138.77	24,601.00	.56
1999-0000	Other Revenue-General	0.00	0.00	0.00	0.00	5,977.00	0.00
	Total Revenue from Local Sourc	232.87	0.00	0.00	9,081.84	77,701.00	11.69
STATE	Revenue from State Sources						
3220-0000	Voc Ed School Improvement	0.00	0.00	0.00	40,543.37	208,546.00	19.44
3275-0000	Voc Ed Elem Career	0.00	0.00	0.00	1,603.43	13,837.00	11.59
3621-0000	School Library	0.00	0.00	0.00	14,414.25	14,414.00	100.00
3705-0000	Early Childhood-State PreK	263,638.00	0.00	0.00	794,444.00	1,581,831.00	50.22
3706-0000	Early Childhood-Prevention	55,395.00	0.00	0.00	167,147.00	332,372.00	50.29
3992-0000	After School Program Grant	0.00	0.00	0.00	4,208.00	16,467.00	25.55
	Total Revenue from State Sourc	319,033.00	0.00	0.00	1,022,360.05	2,167,467.00	47.17
FEDERAL	Revenue from Federal Sources						
4300-0000	Title I-Low Income	565,266.00	0.00	0.00	1,570,839.00	2,958,105.00	53.10
4400-0000	Title IV-Safe & Drug Free Scho	68,012.00	0.00	0.00	175,741.00	192,099.00	91.48
4600-0000	Special Ed-Preschool Flow Thro	17,155.00	0.00	0.00	20,914.00	98,727.00	21.18
4620-0000	Special Ed-IDEA Flow Through	283,445.00	0.00	0.00	468,949.00	4,399,178.00	10.66
4745-0000	Perkins-III	0.00	0.00	0.00	44,748.27	139,178.00	32.15
4900-0000	Medicaid Admin Outreach	0.00	0.00	0.00	0.00	100,000.00	0.00
4905-0000	Title III-Immigrant Educationa	0.00	0.00	0.00	0.00	12,500.00	0.00
4909-0000	LIPLEPS-III	57,009.00	0.00	0.00	86,280.00	292,570.00	29.49
4932-0000	Title II-Teacher Quality	85,299.00	0.00	0.00	184,013.00	479,445.00	38.38
4996-0000	Elementary & Secondary Relief	338,475.00	0.00	0.00	590,550.00	0.00	0.00
4998-0000	Other Federal Revenue II	0.00	0.00	0.00	0.00	2,472,754.00	0.00
4999-0000	Other Federal Revenue I	131,854.00	0.00	0.00	329,644.00	791,133.00	41.67
	Total Revenue from Federal Sou	1,546,515.00	0.00	0.00	3,471,678.27	11,935,689.00	29.09
	Total Revenue	1,865,780.87	0.00	0.00	4,503,120.16	14,180,857.00	31.75
EXPENSE	Expense						
100	Salaries						
112-0000	Certified Directors/Superviors	11,218.14	0.00	0.00	37,393.80	97,209.00	38.47
113-0000	Certified Teachers	299,977.32	0.00	0.00	993,833.89	2,848,253.00	34.89
114-0000	Other Certified	62,920.74	0.00	0.00	213,778.25	522,940.00	40.88
116-0000	Non-Certified Sec/Spec	6,423.41	0.00	0.00	36,552.88	92,305.00	39.60
117-0000	Non-Certified Paras/Custodial	45,801.87	0.00	0.00	162,861.65	489,641.00	33.26
118-0000	Other Non-Certified	89,845.86	0.00	0.00	452,366.98	835,511.00	54.14
132-0000	1.5 Overtime	0.00	0.00	0.00	17.89	3,015.00	.59

Income Statement

Consolidated		Grant Fund			Consolidated		
Account Nbr	Description	Period Amount	Period Budget	Pct Of Budget	Year To Date Amount	Year To Date Budget	Pct Of Budget
100	Salaries						
138-0000	Subs-Grants	5,312.50	0.00	0.00	13,050.00	70,170.00	18.60
148-0000	Extra Pay-Non-Certified	0.00	0.00	0.00	2,360.00	12,399.00	19.03
149-0000	Extra Pay-Certified	13,230.00	0.00	0.00	217,116.85	582,318.00	37.28
161-0000	Mileage Stipend	276.93	0.00	0.00	923.10	2,400.00	38.46
	Total Salaries	535,006.77	0.00	0.00	2,130,255.29	5,556,161.00	38.34
200	Employee Benefits						
211-0000	Teachers Retirement (TRS)	22,975.91	0.00	0.00	76,746.04	213,107.00	36.01
212-0000	Municipal Retirement (IMRF)	80,169.59	0.00	0.00	80,169.59	136,266.00	58.83
213-0000	Federal Insurance Contribution	48,861.50	0.00	0.00	48,861.50	88,987.00	54.91
214-0000	Medicare Only	47,109.55	0.00	0.00	47,109.55	80,564.00	58.47
217-0000	TRS Federal Contribution	27,076.04	0.00	0.00	130,785.75	450,522.00	29.03
218-0000	THIS Fund Employer Contributio	4,004.33	0.00	0.00	14,758.82	40,037.00	36.86
221-0000	Life Insurance	256.96	0.00	0.00	920.21	2,164.00	42.52
222-0000	Medical Insurance	55,199.94	0.00	0.00	257,296.59	648,997.00	39.65
223-0000	Dental Insurance	3,295.28	0.00	0.00	15,563.96	39,968.00	38.94
224-0000	Vision Insurance	671.00	0.00	0.00	3,210.26	8,322.00	38.58
225-0000	Disability Insurance	16.83	0.00	0.00	56.10	0.00	0.00
	Total Employee Benefits	289,636.93	0.00	0.00	675,478.37	1,708,934.00	39.53
300	Purchased Services						
311-0000	Professional Services-Administ	0.00	0.00	0.00	5,062.50	21,000.00	24.11
312-0000	Staff Development-On Site	9,350.00	0.00	0.00	39,250.00	0.00	0.00
313-0000	Staff Development	0.00	0.00	0.00	3,739.98	165,000.00	2.27
314-0000	Professional Services-Instruct	1,786,463.28	0.00	0.00	1,794,558.33	3,895,014.00	46.07
315-0000	Food-Contracted	332.40	0.00	0.00	702.64	50,000.00	1.41
319-0000	Other Professional & Technical	263,319.77	0.00	0.00	272,254.92	108,000.00	252.09
323-0000	Repair & Maintenance	0.00	0.00	0.00	1,578.00	12,000.00	13.15
325-0000	Rentals	0.00	0.00	0.00	800.00	2,400.00	33.33
331-0000	Pupil Transportation-General	0.00	0.00	0.00	0.00	62,000.00	0.00
333-0000	District Travel	114.44	0.00	0.00	1,064.78	13,000.00	8.19
334-0000	Professional Meetings	0.00	0.00	0.00	10,609.59	105,000.00	10.10
336-0000	Pupil Transportation-Field Tri	197.00-	0.00	0.00	197.00-	79,000.00	.25-
395-0000	Management Fees	0.00	0.00	0.00	4,638.31	0.00	0.00
397-0000	Software Licensing	2,500.00	0.00	0.00	96,877.66	308,000.00	31.45
	Total Purchased Services	2,061,882.89	0.00	0.00	2,230,939.71	4,820,414.00	46.28
400	Supplies & Materials						
411-0000	Supplies-General	17,124.11	0.00	0.00	235,268.61	560,348.00	41.99
415-0000	Supplies-Computer	3,558.80	0.00	0.00	6,502.94	0.00	0.00
422-0000	Textbooks-Consumables	0.00	0.00	0.00	12,376.75	0.00	0.00
424-0000	Textbooks-Suppl/Innovation Mat	0.00	0.00	0.00	161,202.44	338,000.00	47.69
431-0000	Library Books	270.48	0.00	0.00	2,345.44	25,000.00	9.38
466-0000	Electricity	22.23	0.00	0.00	117.51	0.00	0.00

Income Statement

GL293 Date 01/28/21 Company 14 - Grant Fund USD Page 8
Time 14:32 Income Statement
For Period 6 Through 6 Ending December 31, 2020 Fiscal Year 2021 Budget 99

Consolidated		Grant Fund			Consolidated		
Account Nbr	Description	Period Amount	Period Budget	Pct Of Budget	Year To Date Amount	Year To Date Budget	Pct Of Budget
400	Supplies & Materials						
472-0000	Instructional Software	1,800.00	0.00	0.00	1,813.97	0.00	0.00
481-0000	Equipment < $500	54.75-	0.00	0.00	59,132.42	35,000.00	168.95
484-0000	Computer Related Equip < $500	0.00	0.00	0.00	38,538.95	0.00	0.00
	Total Supplies & Materials	22,720.87	0.00	0.00	517,299.03	958,348.00	53.98
500	Capital Outlay						
541-0000	Equipment	20,928.75	0.00	0.00	20,928.75	168,000.00	12.46
545-0000	Computer Equipment > $500	0.00	0.00	0.00	367.68-	0.00	0.00
	Total Capital Outlay	20,928.75	0.00	0.00	20,561.07	168,000.00	12.24
600	Other Objects						
641-0000	Dues & Fees	0.00	0.00	0.00	31,998.30	30,000.00	106.66
	Total Other Objects	0.00	0.00	0.00	31,998.30	30,000.00	106.66
900	System Accounts						
750	Capital Outlay - Capitalized						
751-0000	Equipment < $5000	2,816.00	0.00	0.00	135,224.61	684,000.00	19.77
755-0000	Computer Equipment < $5000	4,784.16	0.00	0.00	59,306.09	255,000.00	23.26
	Total Capital Outlay - Capita	7,600.16	0.00	0.00	194,530.70	939,000.00	20.72
	Total System Accounts	7,600.16	0.00	0.00	194,530.70	939,000.00	20.72
	Total Expense	2,937,776.37	0.00	0.00	5,801,062.47	14,180,857.00	40.91
	Total Net Change in Fund Balan	1,071,995.50-	0.00	0.00	1,297,942.31-	0.00	0.00

Income Statement

Consolidated		Covid 19 Fund			Consolidated		
Account Nbr	Description	Period Amount	Period Budget	Pct Of Budget	Year To Date Amount	Year To Date Budget	Pct Of Budget
REVENUE	Revenue						
FEDERAL	Revenue from Federal Sources						
4864-0000	Impact Aid Formula Grants	0.00	0.00	0.00	0.00	924,963.00	0.00
4997-0000	Elementary & Secondary School	0.00	0.00	0.00	0.00	2,465,387.00	0.00
	Total Revenue from Federal Sou	0.00	0.00	0.00	0.00	3,390,350.00	0.00
	Total Revenue	0.00	0.00	0.00	0.00	3,390,350.00	0.00
EXPENSE	Expense						
100	Salaries						
113-0000	Certified Teachers	10,901.70	0.00	0.00	10,901.70	0.00	0.00
114-0000	Other Certified	4,677.45	0.00	0.00	4,677.45	343,494.00	1.36
149-0000	Extra Pay-Certified	0.00	0.00	0.00	11,062.50	0.00	0.00
	Total Salaries	15,579.15	0.00	0.00	26,641.65	343,494.00	7.76
200	Employee Benefits						
211-0000	Teachers Retirement (TRS)	917.62	0.00	0.00	917.62	20,232.00	4.54
214-0000	Medicare Only	0.00	0.00	0.00	0.00	4,981.00	0.00
217-0000	TRS Federal Contribution	0.00	0.00	0.00	0.00	38,773.00	0.00
218-0000	THIS Fund Employer Contributio	151.13	0.00	0.00	151.13	3,332.00	4.54
221-0000	Life Insurance	9.03	0.00	0.00	9.03	0.00	0.00
222-0000	Medical Insurance	0.00	0.00	0.00	0.00	106,618.00	0.00
	Total Employee Benefits	1,077.78	0.00	0.00	1,077.78	173,936.00	.62
300	Purchased Services						
319-0000	Other Professional & Technical	176,035.00	0.00	0.00	732,528.33	1,262,799.00	58.01
325-0000	Rentals	0.00	0.00	0.00	527,572.00	0.00	0.00
347-0000	Telephone-Cellular	44,871.86	0.00	0.00	124,957.82	0.00	0.00
361-0000	Printing & Binding	0.00	0.00	0.00	2,950.00	0.00	0.00
395-0000	Management Fees	0.00	0.00	0.00	213,575.50	0.00	0.00
397-0000	Software Licensing	0.00	0.00	0.00	105,595.01	0.00	0.00
	Total Purchased Services	220,906.86	0.00	0.00	1,707,178.66	1,262,799.00	135.19
400	Supplies & Materials						
411-0000	Supplies-General	104,424.03	0.00	0.00	740,274.63	1,058,586.00	69.93
415-0000	Supplies-Computer	74.97	0.00	0.00	196,095.12	0.00	0.00
424-0000	Textbooks-Suppl/Innovation Mat	1,394.03	0.00	0.00	8,887.23	0.00	0.00
425-0000	Textbooks-Approved Standard El	0.00	0.00	0.00	14,354.20	0.00	0.00
481-0000	Equipment < $500	0.00	0.00	0.00	13,316.46	0.00	0.00
484-0000	Computer Related Equip < $500	0.00	0.00	0.00	224,349.30	0.00	0.00
	Total Supplies & Materials	105,893.03	0.00	0.00	1,197,276.94	1,058,586.00	113.10
500	Capital Outlay						

Income Statement

Consolidated		Covid 19 Fund			Consolidated		
Account Nbr	Description	Period Amount	Period Budget	Pct Of Budget	Year To Date Amount	Year To Date Budget	Pct Of Budget
500	Capital Outlay						
541-0000	Equipment	0.00	0.00	0.00	0.00	61,212.00	0.00
	Total Capital Outlay	0.00	0.00	0.00	0.00	61,212.00	0.00
900	System Accounts						
750	Capital Outlay - Capitalized						
751-0000	Equipment < $5000	22,590.00	0.00	0.00	315,003.39	490,323.00	64.24
755-0000	Computer Equipment < $5000	0.00	0.00	0.00	289,590.16	0.00	0.00
	Total Capital Outlay - Capita	22,590.00	0.00	0.00	604,593.55	490,323.00	123.31
	Total System Accounts	22,590.00	0.00	0.00	604,593.55	490,323.00	123.31
	Total Expense	366,046.82	0.00	0.00	3,536,768.58	3,390,350.00	104.32
	Total Net Change in Fund Balan	366,046.82-	0.00	0.00	3,536,768.58-	0.00	0.00

Income Statement

Consolidated Operations & Maintenance Fund Consolidated

Account Nbr	Description	Period Amount	Period Budget	Pct Of Budget	Year To Date Amount	Year To Date Budget	Pct Of Budget
REVENUE	Revenue						
LOCAL	Revenue from Local Sources						
1111-0000	CUR YR General Levy	125.50	0.00	0.00	6,806,849.00	10,349,345.00	65.77
1112-0000	First PR YR General Levy	77,739.50	0.00	0.00	6,722,041.68	12,441,206.00	54.03
1231-0000	Corporate Personal Property Re	62,347.15	0.00	0.00	560,390.35	0.00	0.00
1390-0000	Transition Fees	65,242.80	0.00	0.00	119,702.28	340,051.00	35.20
1511-0000	Interest on Investments	1,101.51	0.00	0.00	5,762.14	11,059.00	52.10
1791-0000	Parking Permits	639.54	0.00	0.00	1,843.80	162,156.00	1.14
1910-0000	Building Rental	1,320.00	0.00	0.00	3,530.75	69,244.00	5.10
1951-0000	Refund of PR YRs' Expenditiure	0.00	0.00	0.00	0.00	1,613.00	0.00
1997-0000	Revenue From Sale of Assets	32,678.00	0.00	0.00	59,949.00	89,796.00	66.76
1999-0000	Other Revenue-General	7,972.70	0.00	0.00	130,615.55	731,038.00	17.87
	Total Revenue from Local Sourc	249,166.70	0.00	0.00	14,410,684.55	24,195,508.00	59.56
	Total Revenue	249,166.70	0.00	0.00	14,410,684.55	24,195,508.00	59.56
EXPENSE	Expense						
100	Salaries						
115-0000	Non-Certified Supervision/Head	215,015.25	0.00	0.00	1,016,042.34	1,887,281.00	53.84
116-0000	Non-Certified Sec/Spec	5,469.90	0.00	0.00	25,483.69	47,588.00	53.55
117-0000	Non-Certified Paras/Custodial	654,134.69	0.00	0.00	3,080,088.65	6,417,879.00	47.99
119-0000	Other	24,912.67	0.00	0.00	116,425.09	205,014.00	56.79
132-0000	1.5 Overtime	6,590.73	0.00	0.00	66,501.71	189,750.00	35.05
133-0000	2.0 Overtime	522.98	0.00	0.00	3,238.86	29,250.00	11.07
161-0000	Mileage Stipend	623.10	0.00	0.00	2,907.60	7,200.00	40.38
	Total Salaries	907,269.32	0.00	0.00	4,310,687.94	8,783,962.00	49.07
200	Employee Benefits						
221-0000	Life Insurance	442.44	0.00	0.00	2,087.26	4,083.00	51.12
222-0000	Medical Insurance	111,242.58	0.00	0.00	679,016.61	1,486,837.00	45.67
223-0000	Dental Insurance	6,111.42	0.00	0.00	36,175.16	76,373.00	47.37
224-0000	Vision Insurance	1,285.95	0.00	0.00	7,786.69	17,219.00	45.22
225-0000	Disability Insurance	55.89	0.00	0.00	258.12	485.00	53.22
	Total Employee Benefits	119,138.28	0.00	0.00	725,323.84	1,584,997.00	45.76
300	Purchased Services						
312-0000	Staff Development-On Site	0.00	0.00	0.00	1,925.00	0.00	0.00
313-0000	Staff Development	0.00	0.00	0.00	0.00	1,000.00	0.00
315-0000	Food-Contracted	84.57	0.00	0.00	159.91	5,000.00	3.20
319-0000	Other Professional & Technical	22,153.83	0.00	0.00	86,076.56	1,260,250.00	6.83
321-0000	Sanitation Services	11,689.19	0.00	0.00	68,538.59	167,513.00	40.92
323-0000	Repair & Maintenance	34,768.39	0.00	0.00	220,707.31	453,350.00	48.68
325-0000	Rentals	14,125.67	0.00	0.00	70,662.79	240,750.00	29.35

GL293 Date 01/28/21 Time 14:32 | Company 20 - Operations & Maintenance Fund USD | Page 12

Income Statement

For Period 6 Through 6 Ending December 31, 2020 | Fiscal Year 2021 Budget 99

Consolidated | Operations & Maintenance Fund Consolidated

Account Nbr	Description	Period Amount	Period Budget	Pct Of Budget	Year To Date Amount	Year To Date Budget	Pct Of Budget
300	Purchased Services						
326-0000	Alarm System Services	2,325.00	0.00	0.00	58,952.52	100,000.00	58.95
333-0000	District Travel	0.00	0.00	0.00	58.65	100.00	58.65
341-0000	Postage & Shipping Charges	0.00	0.00	0.00	0.00	200.00	0.00
347-0000	Telephone-Cellular	42.10	0.00	0.00	211.25	1,500.00	14.08
353-0000	License & Registration	0.00	0.00	0.00	0.00	50.00	0.00
363-0000	Repair & Maint-Equip Elec	585.00	0.00	0.00	6,585.00	20,500.00	32.12
364-0000	Repair & Maint-Finishing Matl	2,358.00	0.00	0.00	3,414.50	15,000.00	22.76
365-0000	Repair & Maint-Plumbing	825.00	0.00	0.00	6,351.98	85,000.00	7.47
366-0000	Repair & Maint-Roofing	27,771.39	0.00	0.00	39,729.76	75,000.00	52.97
367-0000	Repair & Maint-HVAC	5,412.68	0.00	0.00	99,518.27	210,000.00	47.39
368-0000	Repair & Maint-Snowplowing	0.00	0.00	0.00	0.00	600,000.00	0.00
371-0000	Water/Sewer Services	7,855.94	0.00	0.00	111,691.05	265,937.00	42.00
385-0000	Unemployment Insurance	0.00	0.00	0.00	672.00	35,000.00	1.92
392-0000	License & Registrations	245.00	0.00	0.00	1,399.00	1,500.00	93.27
397-0000	Software Licensing	0.00	0.00	0.00	18,436.00	74,600.00	24.71
	Total Purchased Services	130,241.76	0.00	0.00	795,090.14	3,612,250.00	22.01
400	Supplies & Materials						
411-0000	Supplies-General	27,464.47	0.00	0.00	532,265.82	745,846.00	71.36
415-0000	Supplies-Computer	81.19	0.00	0.00	230.19	0.00	0.00
416-0000	Supplies-Athletic Fields	1,496.09	0.00	0.00	17,355.52	41,500.00	41.82
417-0000	Supplies-Uniform	428.32	0.00	0.00	18,261.48	30,000.00	60.87
418-0000	Supplies-B&G Schools	0.00	0.00	0.00	0.00	70,000.00	0.00
464-0000	Gasoline	294.16	0.00	0.00	2,030.93	37,000.00	5.49
465-0000	Natural Gas	38.69	0.00	0.00	98,837.58	498,329.00	19.83
466-0000	Electricity	176,101.46	0.00	0.00	1,191,660.36	3,182,557.00	37.44
481-0000	Equipment < $500	4,217.09	0.00	0.00	23,455.58	35,800.00	65.52
482-0000	Parts-Transportation	3,272.62	0.00	0.00	6,757.26	5,000.00	135.15
485-0000	Supplies - Air Filters	0.00	0.00	0.00	3,640.00	50,000.00	7.28
486-0000	Supplies - Mop Heads Towels Ma	2,692.00	0.00	0.00	37,596.09	31,000.00	121.28
493-0000	Supplies-Equip Elec	8,083.04	0.00	0.00	83,330.85	190,000.00	43.86
494-0000	Supplies-Finishing Matl	17,120.69	0.00	0.00	112,495.48	253,500.00	44.38
495-0000	Supplies-Plumbing	549.05	0.00	0.00	23,649.15	74,000.00	31.96
496-0000	Supplies-Roofing	0.00	0.00	0.00	11,840.00	1,500.00	789.33
497-0000	Supplies-HVAC	22,819.09	0.00	0.00	124,153.58	250,000.00	49.66
498-0000	Supplies-Bagged Salt	4,609.44	0.00	0.00	16,662.91	19,000.00	87.70
499-0000	Supplies-Bulk Salt	0.00	0.00	0.00	0.00	45,000.00	0.00
	Total Supplies & Materials	269,267.40	0.00	0.00	2,304,222.78	5,560,032.00	41.44
500	Capital Outlay						
521-0000	Buildings	129.80	0.00	0.00	6,818.96	300,000.00	2.27
533-0000	Improvements Other than Buildi	0.00	0.00	0.00	79,346.30	0.00	0.00
541-0000	Equipment	22,741.99	0.00	0.00	25,237.60	489,700.00	5.15
545-0000	Computer Equipment > $500	0.00	0.00	0.00	550.00	21,500.00	2.56

Income Statement

GL293 Date 01/28/21 Company 20 - Operations & Maintenance Fund USD Page 13
Time 14:32 Income Statement
For Period 6 Through 6 Ending December 31, 2020 Fiscal Year 2021 Budget 99

Consolidated Operations & Maintenance Fund Consolidated

Account Nbr	Description	Period Amount	Period Budget	Pct Of Budget	Year To Date Amount	Year To Date Budget	Pct Of Budget
500	Capital Outlay						
	Total Capital Outlay	22,871.79	0.00	0.00	111,952.86	811,200.00	13.80
600	Other Objects						
641-0000	Dues & Fees	0.00	0.00	0.00	0.00	9,000.00	0.00
	Total Other Objects	0.00	0.00	0.00	0.00	9,000.00	0.00
700	Transfers						
701-0000	Transfer Interest	207,379.00	0.00	0.00	207,379.00	410,227.00	50.55
702-0000	Transfer Principal	1,725,000.00	0.00	0.00	1,725,000.00	1,725,000.00	100.00
	Total Transfers	1,932,379.00	0.00	0.00	1,932,379.00	2,135,227.00	90.50
900	System Accounts						
750	Capital Outlay - Capitalized						
751-0000	Equipment < $5000	1,055.00	0.00	0.00	138,515.34	127,044.00	109.03
755-0000	Computer Equipment < $5000	0.00	0.00	0.00	0.00	1,000.00	0.00
	Total Capital Outlay - Capita	1,055.00	0.00	0.00	138,515.34	128,044.00	108.18
	Total System Accounts	1,055.00	0.00	0.00	138,515.34	128,044.00	108.18
	Total Expense	3,382,222.55	0.00	0.00	10,318,171.90	22,624,712.00	45.61
	Total Net Change in Fund Balan	3,133,055.85-	0.00	0.00	4,092,512.65	1,570,796.00	260.54

Income Statement

GL293 Date 01/28/21 Time 14:32 | Company 30 - Bond & Interest Fund | USD | Page 14

Income Statement

For Period 6 Through 6 Ending December 31, 2020 | Fiscal Year 2021 Budget 99

Consolidated | Bond & Interest Fund | Consolidated

Account Nbr	Description	Period Amount	Period Budget	Pct Of Budget	Year To Date Amount	Year To Date Budget	Pct Of Budget
REVENUE	Revenue						
LOCAL	Revenue from Local Sources						
1111-0000	CUR YR General Levy	151.19	0.00	0.00	7,370,406.39	13,603,427.00	54.18
1112-0000	First PR YR General Levy	84,048.33	0.00	0.00	7,270,287.14	13,497,385.00	53.86
1511-0000	Interest on Investments	14,183.56	0.00	0.00	15,984.94	16,943.00	94.35
	Total Revenue from Local Sourc	98,383.08	0.00	0.00	14,656,678.47	27,117,755.00	54.05
	Total Revenue	98,383.08	0.00	0.00	14,656,678.47	27,117,755.00	54.05
EXPENSE	Expense						
300	Purchased Services						
319-0000	Other Professional & Technical	2,100.00	0.00	0.00	5,150.00	12,500.00	41.20
	Total Purchased Services	2,100.00	0.00	0.00	5,150.00	12,500.00	41.20
600	Other Objects						
611-0000	Redemption of Principle	6,545,000.00	0.00	0.00	12,809,580.75	7,337,557.00	174.58
612-0000	Lease Purchase-Principle	0.00	0.00	0.00	1,390,800.73	3,115,801.00	44.64
621-0000	Interest	5,636,935.25	0.00	0.00	10,662,354.50	20,041,783.00	53.20
	Total Other Objects	12,181,935.25	0.00	0.00	24,862,735.98	30,495,141.00	81.53
700	Transfers						
701-0000	Transfer Interest	207,379.00-	0.00	0.00	207,379.00-	410,227.00-	50.55
702-0000	Transfer Principal	1,725,000.00-	0.00	0.00	3,115,800.73-	3,115,801.00-	100.00
	Total Transfers	1,932,379.00-	0.00	0.00	3,323,179.73-	3,526,028.00-	94.25
	Total Expense	10,251,656.25	0.00	0.00	21,544,706.25	26,981,613.00	79.85
	Total Net Change in Fund Balan	10,153,273.17-	0.00	0.00	6,888,027.78-	136,142.00	5059.44-

Income Statement

Consolidated		Transportation Fund			Consolidated		
Account Nbr	Description	Period Amount	Period Budget	Pct Of Budget	Year To Date Amount	Year To Date Budget	Pct Of Budget
REVENUE	Revenue						
LOCAL	Revenue from Local Sources						
1111-0000	CUR YR General Levy	41.18	0.00	0.00	2,235,094.48	4,216,449.00	53.01
1112-0000	First PR YR General Levy	25,500.83	0.00	0.00	2,205,579.69	4,083,397.00	54.01
1231-0000	Corporate Personal Property Re	0.00	0.00	0.00	0.00	366,709.00	0.00
1511-0000	Interest on Investments	552.48	0.00	0.00	3,874.05	2,947.00	131.46
1994-0000	Field Trips	0.00	0.00	0.00	0.00	183,140.00	0.00
1999-0000	Other Revenue-General	4,000.00	0.00	0.00	4,000.00	0.00	0.00
	Total Revenue from Local Sourc	30,094.49	0.00	0.00	4,448,548.22	8,852,642.00	50.25
STATE	Revenue from State Sources						
3500-0000	Transportation-Regular	0.00	0.00	0.00	1,608,401.06	3,014,931.00	53.35
3510-0000	Transportation-Special Ed	0.00	0.00	0.00	2,587,266.48	4,954,178.00	52.22
	Total Revenue from State Sourc	0.00	0.00	0.00	4,195,667.54	7,969,109.00	52.65
	Total Revenue	30,094.49	0.00	0.00	8,644,215.76	16,821,751.00	51.39
EXPENSE	Expense						
100	Salaries						
115-0000	Non-Certified Supervision/Head	10,571.31	0.00	0.00	49,318.74	91,604.00	53.84
116-0000	Non-Certified Sec/Spec	4,689.21	0.00	0.00	21,820.26	40,838.00	53.43
132-0000	1.5 Overtime	0.00	0.00	0.00	7.10	500.00	1.42
148-0000	Extra Pay-Non-Certified	0.00	0.00	0.00	370.96	9,294.00	3.99
149-0000	Extra Pay-Certified	1,050.00	0.00	0.00	19,393.75	315,000.00	6.16
161-0000	Mileage Stipend	276.93	0.00	0.00	1,292.28	2,400.00	53.85
	Total Salaries	16,587.45	0.00	0.00	92,203.09	459,636.00	20.06
200	Employee Benefits						
211-0000	Teachers Retirement (TRS)	6.14	0.00	0.00	181.17	951.00	19.05
218-0000	THIS Fund Employer Contributio	9.68	0.00	0.00	281.78	1,056.00	26.68
221-0000	Life Insurance	22.86	0.00	0.00	104.74	217.00	48.27
222-0000	Medical Insurance	447.40	0.00	0.00	2,762.00	5,835.00	47.34
223-0000	Dental Insurance	102.66	0.00	0.00	603.57	1,158.00	52.12
224-0000	Vision Insurance	18.96	0.00	0.00	114.25	242.00	47.21
225-0000	Disability Insurance	15.84	0.00	0.00	73.05	136.00	53.71
	Total Employee Benefits	623.54	0.00	0.00	4,120.56	9,595.00	42.94
300	Purchased Services						
319-0000	Other Professional & Technical	0.00	0.00	0.00	1,048.00	1,244.00	84.24
321-0000	Sanitation Services	382.49	0.00	0.00	7,746.01	5,187.00	149.34
323-0000	Repair & Maintenance	369.46	0.00	0.00	22,906.57	70,555.00	32.47
325-0000	Rentals	1,751.12	0.00	0.00	20,633.60	32,891.00	62.73

Income Statement

GL293 Date 01/28/21 Company 40 - Transportation Fund USD Page 16
Time 14:32 Income Statement
For Period 6 Through 6 Ending December 31, 2020 Fiscal Year 2021 Budget 99

Consolidated		Transportation Fund			Consolidated		
Account Nbr	Description	Period Amount	Period Budget	Pct Of Budget	Year To Date Amount	Year To Date Budget	Pct Of Budget
300	Purchased Services						
331-0000	Pupil Transportation-General	18,742.56	0.00	0.00	132,264.56	935,274.00	14.14
333-0000	District Travel	0.00	0.00	0.00	410.85	13,360.00	3.08
334-0000	Professional Meetings	0.00	0.00	0.00	40.00	100.00	40.00
336-0000	Pupil Transportation-Field Tri	0.00	0.00	0.00	18,172.90	376,850.00	4.82
341-0000	Postage & Shipping Charges	0.00	0.00	0.00	5,042.45	5,043.00	99.99
346-0000	Telephone - WAN and Internet	0.00	0.00	0.00	0.00	425.00	0.00
347-0000	Telephone-Cellular	121.24	0.00	0.00	425.17	850.00	50.02
361-0000	Printing & Binding	0.00	0.00	0.00	2,083.19	8,920.00	23.35
371-0000	Water/Sewer Services	223.60	0.00	0.00	980.58	4,967.00	19.74
389-0000	Insurance-Fire-Theft-All Other	0.00	0.00	0.00	51,000.00	51,000.00	100.00
392-0000	License & Registrations	0.00	0.00	0.00	237.00	6,988.00	3.39
394-0000	Managment Fees-Transportation	1,730,747.53	0.00	0.00	5,102,409.12	13,774,141.00	37.04
	Total Purchased Services	1,752,338.00	0.00	0.00	5,365,400.00	15,287,795.00	35.10
400	Supplies & Materials						
411-0000	Supplies-General	46.51	0.00	0.00	5,036.23	4,473.00	112.59
462-0000	Oil	4,278.93	0.00	0.00	10,714.59	47,997.00	22.32
464-0000	Gasoline	24,787.01	0.00	0.00	106,296.04	937,359.00	11.34
465-0000	Natural Gas	0.00	0.00	0.00	3,293.39	10,583.00	31.12
481-0000	Equipment < $500	0.00	0.00	0.00	14,189.64	0.00	0.00
482-0000	Parts-Transportation	0.00	0.00	0.00	1,747.53	26,022.00	6.72
	Total Supplies & Materials	29,112.45	0.00	0.00	141,277.42	1,026,434.00	13.76
500	Capital Outlay						
521-0000	Buildings	0.00	0.00	0.00	5,188.00	0.00	0.00
541-0000	Equipment	0.00	0.00	0.00	0.00	38,291.00	0.00
	Total Capital Outlay	0.00	0.00	0.00	5,188.00	38,291.00	13.55
	Total Expense	1,798,661.44	0.00	0.00	5,608,189.07	16,821,751.00	33.34
	Total Net Change in Fund Balan	1,768,566.95-	0.00	0.00	3,036,026.69	0.00	0.00

Income Statement

GL293 Date 01/28/21 Company 50 - Municipal Retirement Fund USD Page 17
Time 14:32 Income Statement
For Period 6 Through 6 Ending December 31, 2020 Fiscal Year 2021 Budget 99

Consolidated		Municipal Retirement Fund			Consolidated		
Account Nbr	Description	Period Amount	Period Budget	Pct Of Budget	Year To Date Amount	Year To Date Budget	Pct Of Budget
REVENUE	Revenue						
LOCAL	Revenue from Local Sources						
1111-0000	CUR YR General Levy	14.72	0.00	0.00	711,185.19	1,273,841.00	55.83
1112-0000	First PR YR General Levy	8,159.44	0.00	0.00	704,733.37	1,315,347.00	53.58
1511-0000	Interest on Investments	419.44	0.00	0.00	3,170.09	9,286.00	34.14
	Total Revenue from Local Sourc	8,593.60	0.00	0.00	1,419,088.65	2,598,474.00	54.61
	Total Revenue	8,593.60	0.00	0.00	1,419,088.65	2,598,474.00	54.61
EXPENSE	Expense						
200	Employee Benefits						
212-0000	Municipal Retirement (IMRF)	258,736.58	0.00	0.00	1,315,949.85	2,760,987.00	47.66
	Total Employee Benefits	258,736.58	0.00	0.00	1,315,949.85	2,760,987.00	47.66
	Total Expense	258,736.58	0.00	0.00	1,315,949.85	2,760,987.00	47.66
	Total Net Change in Fund Balan	250,142.98-	0.00	0.00	103,138.80	162,513.00-	63.46-

Income Statement

GL293 Date 01/28/21 Company 51 - Social Security/Medicare Fund USD Page 18
Time 14:32 Income Statement
For Period 6 Through 6 Ending December 31, 2020 Fiscal Year 2021 Budget 99

Consolidated Social Security/Medicare Fund Consolidated

Account Nbr	Description	Period Amount	Period Budget	Pct Of Budget	Year To Date Amount	Year To Date Budget	Pct Of Budget
REVENUE	Revenue						
LOCAL	Revenue from Local Sources						
1151-0000	CUR YR Soc Sec/Medicare Levy	16.25	0.00	0.00	812,748.20	1,539,613.00	52.79
1152-0000	First PR YR Soc Sec/Medicare L	9,324.72	0.00	0.00	805,378.08	1,491,030.00	54.01
1231-0000	Corporate Personal Property Re	0.00	0.00	0.00	0.00	500,000.00	0.00
1511-0000	Interest on Investments	139.24	0.00	0.00	919.67	1,861.00	49.42
	Total Revenue from Local Sourc	9,480.21	0.00	0.00	1,619,045.95	3,532,504.00	45.83
	Total Revenue	9,480.21	0.00	0.00	1,619,045.95	3,532,504.00	45.83
EXPENSE	Expense						
200	Employee Benefits						
213-0000	Federal Insurance Contribution	163,795.32	0.00	0.00	815,682.31	1,822,348.00	44.76
214-0000	Medicare Only	203,458.22	0.00	0.00	834,578.18	2,190,771.00	38.10
	Total Employee Benefits	367,253.54	0.00	0.00	1,650,260.49	4,013,119.00	41.12
	Total Expense	367,253.54	0.00	0.00	1,650,260.49	4,013,119.00	41.12
	Total Net Change in Fund Balan	357,773.33-	0.00	0.00	31,214.54-	480,615.00-	6.49

Income Statement

GL293 Date 01/28/21 Company 60 - Site & Construction Fund USD Page 19
Time 14:33 Income Statement
For Period 6 Through 6 Ending December 31, 2020 Fiscal Year 2021 Budget 99

Consolidated		Site & Construction Fund			Consolidated		
Account Nbr	Description	Period Amount	Period Budget	Pct Of Budget	Year To Date Amount	Year To Date Budget	Pct Of Budget
REVENUE	Revenue						
LOCAL	Revenue from Local Sources						
1511-0000	Interest on Investments	192.45	0.00	0.00	1,061.57	9,821.00	10.81
1960-0000	Surplus from TIF Funds	390,144.38	0.00	0.00	390,144.38	3,500,000.00	11.15
	Total Revenue from Local Sourc	390,336.83	0.00	0.00	391,205.95	3,509,821.00	11.15
STATE	Revenue from State Sources						
3925-0000	Maintence Project Grants	0.00	0.00	0.00	0.00	50,000.00	0.00
	Total Revenue from State Sourc	0.00	0.00	0.00	0.00	50,000.00	0.00
	Total Revenue	390,336.83	0.00	0.00	391,205.95	3,559,821.00	10.99
EXPENSE	Expense						
500	Capital Outlay						
521-0000	Buildings	559,672.36	0.00	0.00	5,482,077.88	12,113,367.00	45.26
531-0000	Improvements Other than Buildi	0.00	0.00	0.00	349,243.00	0.00	0.00
	Total Capital Outlay	559,672.36	0.00	0.00	5,831,320.88	12,113,367.00	48.14
	Total Expense	559,672.36	0.00	0.00	5,831,320.88	12,113,367.00	48.14
	Total Net Change in Fund Balan	169,335.53-	0.00	0.00	5,440,114.93-	8,553,546.00-	63.60

Income Statement

GL293 Date 01/28/21 Company 61 - Impact Fees Fund USD Page 20
Time 14:33 Income Statement
For Period 6 Through 6 Ending December 31, 2020 Fiscal Year 2021 Budget 99

Consolidated		Impact Fees Fund			Consolidated		
Account Nbr	Description	Period Amount	Period Budget	Pct Of Budget	Year To Date Amount	Year To Date Budget	Pct Of Budget
REVENUE	Revenue						
LOCAL	Revenue from Local Sources						
1511-0000	Interest on Investments	1,261.80	0.00	0.00	10,438.94	32,846.00	31.78
1937-0000	Impact Fees-Hampshire	1,125.42	0.00	0.00	24,292.27	23,167.00	104.86
1938-0000	Impact Fees-Gilberts	0.00	0.00	0.00	0.00	62,770.00	0.00
1941-0000	Technology E-Rate Revenue	0.00	0.00	0.00	22,320.00	101,435.00	22.00
1942-0000	Impact Fees-City of Elgin	0.00	0.00	0.00	1,355.11	0.00	0.00
	Total Revenue from Local Sourc	2,387.22	0.00	0.00	58,406.32	220,218.00	26.52
	Total Revenue	2,387.22	0.00	0.00	58,406.32	220,218.00	26.52
EXPENSE	Expense						
500	Capital Outlay						
511-0000	Land	0.00	0.00	0.00	50,000.00	0.00	0.00
547-0000	Network Equipment > $500	0.00	0.00	0.00	0.00	500,000.00	0.00
	Total Capital Outlay	0.00	0.00	0.00	50,000.00	500,000.00	10.00
	Total Expense	0.00	0.00	0.00	50,000.00	500,000.00	10.00
	Total Net Change in Fund Balan	2,387.22	0.00	0.00	8,406.32	279,782.00-	3.00-

Income Statement

Consolidated

Account Nbr	Description	Working Capital Fund Period Amount	Working Capital Fund Period Budget	Working Capital Fund Pct Of Budget	Consolidated Year To Date Amount	Consolidated Year To Date Budget	Consolidated Pct Of Budget
REVENUE	Revenue						
LOCAL	Revenue from Local Sources						
1111-0000	CUR YR General Levy	.72	0.00	0.00	1,005.38	3,443.00	29.20
1112-0000	First PR YR General Levy	11.49	0.00	0.00	992.69	3,334.00	29.77
1511-0000	Interest on Investments	3,412.62	0.00	0.00	28,268.39	87,759.00	32.21
	Total Revenue from Local Sourc	3,424.83	0.00	0.00	30,266.46	94,536.00	32.02
	Total Revenue	3,424.83	0.00	0.00	30,266.46	94,536.00	32.02
EXPENSE	Expense						
	Total Net Change in Fund Balan	3,424.83	0.00	0.00	30,266.46	94,536.00	32.02

Income Statement

GL293 Date 01/28/21 Company 80 - Tort Immunity Fund USD Page 22
Time 14:33 Income Statement
For Period 6 Through 6 Ending December 31, 2020 Fiscal Year 2021 Budget 99

Consolidated		Tort Immunity Fund			Consolidated		
Account Nbr	Description	Period Amount	Period Budget	Pct Of Budget	Year To Date Amount	Year To Date Budget	Pct Of Budget
REVENUE	Revenue						
LOCAL	Revenue from Local Sources						
1121-0000	CUR YR Tort Immunity Levy	5,838.16	0.00	0.00	1,011,382.97	931,315.00	108.60
1122-0000	First PR YR Tort Immunity Levy	0.00	0.00	0.00	0.00	961,660.00	0.00
1511-0000	Interest on Investments	31.66	0.00	0.00	31.66	525.00	6.03
	Total Revenue from Local Sourc	5,869.82	0.00	0.00	1,011,414.63	1,893,500.00	53.42
	Total Revenue	5,869.82	0.00	0.00	1,011,414.63	1,893,500.00	53.42
EXPENSE	Expense						
300	Purchased Services						
382-0000	Fidelity Bond Premiums	18,750.00	0.00	0.00	18,750.00	18,750.00	100.00
383-0000	Worker's Compensation Insuranc	0.00	0.00	0.00	1,064,765.00	1,064,765.00	100.00
389-0000	Insurance-Fire-Theft-All Other	0.00	0.00	0.00	860,612.00	860,612.00	100.00
	Total Purchased Services	18,750.00	0.00	0.00	1,944,127.00	1,944,127.00	100.00
	Total Expense	18,750.00	0.00	0.00	1,944,127.00	1,944,127.00	100.00
	Total Net Change in Fund Balan	12,880.18-	0.00	0.00	932,712.37-	50,627.00-	1842.32

Statement Posting Date January 2021	Merchant	Transaction Amount	Comments
12/15/2020	1-800-Flowers.Com,inc.	-4.06	STAFF
12/16/2020	Actfl Amrcn Cncl Tchng	4830.00	STAFF
12/14/2020	Adobe 800-833-6687	29.99	STAFF
12/7/2020	Adobe Inc	9.99	STAFF
1/5/2021	Adobe Inc	9.99	STAFF
12/29/2020	Aldi 40029	18.96	FACS
12/30/2020	Aldi 40038	7.08	FACS
12/31/2020	Algonquin Sub Shop	93.34	STAFF
12/9/2020	Amzn Mktp US Le08j4on3	10.61	STUDENT
12/9/2020	Amzn Mktp US Po4gu4kl3	8.49	STUDENT
12/7/2020	Ascd	89.00	STAFF
12/18/2020	Autozone #2664	0.99	BUILDING
12/21/2020	Badger Sporting Goods	54.97	STAFF
12/9/2020	Barr Mechan	28.72	BG
1/5/2021	Base Solutions Retail	211.52	BG
12/14/2020	Batteries Plus #0456	32.95	BG
12/21/2020	Breakout	50.00	STAFF
1/1/2021	Buona Online	64.49	STAFF
12/8/2020	Butcher On The Block	150.00	STAFF
12/29/2020	Cec	249.00	STAFF
12/17/2020	Chipotle 0399	20.00	STAFF
12/21/2020	Collegeboard Workshops	175.00	STAFF
12/23/2020	Comcast Business	3500.00	AP BOARD APPROVED
1/5/2021	Countrydonuts	63.75	STAFF
1/5/2021	Creative Assemblies	546.83	BG
12/8/2020	Discount-Tire-Co llc-0	1124.00	BG
12/8/2020	Dollar Tree	300.00	STAFF
12/11/2020	Dollar Tree	20.00	STUDENT
12/11/2020	Dollar Tree	62.00	STUDENT
12/14/2020	Dollar Tree	424.00	STUDENT
12/16/2020	Dollar Tree	26.00	STAFF
12/7/2020	Dollar Tree, Inc.	252.66	STAFF
12/18/2020	Dunkin #353718 Q35	43.98	STUDENT
12/18/2020	Dunkin #356714 Q35	100.93	STAFF
12/7/2020	Eds Rental And Sales	83.52	BG
12/23/2020	Eig Constantcontact.Co	45.00	STAFF
12/21/2020	Einstein Bros-Online C	151.18	STAFF
12/18/2020	Farm & Fleet Of Elgin	322.29	BG
12/14/2020	Fedex 772282027033	25.05	POSTAGE
12/21/2020	Fedex 781640307006	11.37	POSTAGE
12/25/2020	Fedex 781856470987	11.61	POSTAGE

12/14/2020	Feed.Mikle.Com	179.00	STAFF
12/14/2020	Ferguson Ent #1123	53.85	BG
12/14/2020	Ferguson Ent #1123	234.36	BG
12/17/2020	Ferguson Ent #1123	249.08	BG
12/22/2020	Ferguson Ent #1123	113.49	BG
1/5/2021	Ferguson Ent #1123	246.96	BG
12/11/2020	Fiv Blessed Little Kch	266.25	STAFF
12/9/2020	Five Below 716	81.50	STUDENT
12/11/2020	Five Below 716	87.00	STUDENT
12/11/2020	Five Below 716	388.00	STUDENT
12/14/2020	Francos Cucina	45.50	STAFF
12/7/2020	Government Finance Off	885.00	STAFF
12/30/2020	Government Finance Off	560.00	STAFF
12/14/2020	Grainger	68.45	BG
12/14/2020	Grainger	246.53	BG
12/18/2020	Gryphon House Inc	172.16	STAFF
12/21/2020	Gryphon House Inc	149.72	STAFF
12/11/2020	Gulgren Appliance Inc	139.85	FACS
12/14/2020	Gustave A Larson Compa	66.42	BG
12/16/2020	Gustave A Larson Compa	7.65	BG
12/17/2020	Gustave A Larson Compa	89.80	BG
12/7/2020	Illinois Government Fi	15.00	STAFF
12/8/2020	In Plt4m	5250.00	AP BOARD APPROVED
12/18/2020	Indeed	501.41	STAFF
1/4/2021	Indeed	283.44	STAFF
12/18/2020	Inland Fire Brick Llc	186.44	BG
12/11/2020	International Literacy	144.00	STAFF
12/14/2020	Jewel #3198	77.87	STAFF
12/10/2020	Jewel Osco 1306	168.03	STAFF
12/14/2020	Jewel Osco 1306	87.42	STAFF
12/30/2020	Jewel Osco 2313	8.28	FACS
12/14/2020	Jewel.Com # 1306	-1.35	STAFF
12/14/2020	Jewel.Com # 1306	78.25	STAFF
12/29/2020	Jimmy Johns # 466 - E	48.30	STAFF
12/21/2020	Jjb Jibjab Ecards	12.00	STAFF
12/29/2020	Joann Stores #2465	353.02	FACS
12/15/2020	Kohls #0662	817.91	STUDENT
12/16/2020	Kohls #0662	461.73	STUDENT
12/18/2020	Kohls #0662	36.37	STUDENT
12/17/2020	Lowes #01739	5.76	BG
12/8/2020	Maccarb Inc	285.32	BG
12/30/2020	Master Hitch	30.00	BG
12/24/2020	Meijer # 183	16.24	FACS
12/30/2020	Meijer # 183	12.67	FACS
12/9/2020	Meijer # 206	59.98	STUDENT
12/10/2020	Meijer # 206	12.14	FACS
12/21/2020	Meijer # 206	19.28	STAFF
12/21/2020	Menards Batavia Il	29.64	BG

12/7/2020	Menards Carpentersvill	25.99	BG
12/7/2020	Menards Carpentersvill	38.17	BG
12/7/2020	Menards Carpentersvill	33.91	BUILDING
12/7/2020	Menards Carpentersvill	56.76	BUILDING
12/7/2020	Menards Carpentersvill	44.90	BUILDING
12/9/2020	Menards Carpentersvill	31.34	BG
12/10/2020	Menards Carpentersvill	42.78	BUILDING
12/11/2020	Menards Carpentersvill	12.17	BG
12/14/2020	Menards Carpentersvill	603.40	BG
12/17/2020	Menards Carpentersvill	51.56	BG
12/18/2020	Menards Carpentersvill	35.96	BG
12/18/2020	Menards Carpentersvill	91.29	BUILDING
12/21/2020	Menards Carpentersvill	26.38	BG
12/21/2020	Menards Carpentersvill	28.98	BUILDING
12/23/2020	Menards Carpentersvill	39.93	BG
12/23/2020	Menards Carpentersvill	192.00	BG
12/23/2020	Menards Carpentersvill	166.56	BUILDING
12/24/2020	Menards Carpentersvill	153.25	BG
12/25/2020	Menards Carpentersvill	17.97	BG
12/30/2020	Menards Carpentersvill	199.95	BG
12/31/2020	Menards Crystal Lake I	85.91	BG
12/9/2020	Menards Sycamore Il	115.83	BUILDING
12/31/2020	Menards Sycamore Il	16.29	BUILDING
12/7/2020	Menards Woodstock Il	425.66	BG
12/7/2020	Michaels Stores 0102	128.75	STAFF
12/9/2020	Michaels Stores 4802	271.37	STUDENT
12/14/2020	Michaels Stores 4802	29.69	STAFF
12/10/2020	Napa Auto Parts	5.28	BUILDING
12/29/2020	Napa Auto Parts	2.84	BUILDING
12/30/2020	Neuco Inc	64.80	BG
12/10/2020	Nm Occhealth Billing	120.00	AP BOARD APPROVED
12/10/2020	Nm Occhealth Billing	1075.00	AP BOARD APPROVED
12/21/2020	Office Depot #2314	90.35	STAFF
12/9/2020	Oreilly Auto Parts 34	17.98	BG
12/30/2020	Oreilly Auto Parts 34	35.45	BG
12/7/2020	Otc Brands Inc	124.15	STUDENT
12/8/2020	Otc Brands Inc	-7.30	STUDENT
12/10/2020	Otc Brands Inc	304.02	STUDENT
12/14/2020	Otc Brands Inc	-17.88	STUDENT
12/29/2020	Ozinga Ready Mix Concr	764.00	BG
1/5/2021	Panera Bread #203286 O	301.63	STAFF
12/30/2020	Panera Bread #203291 O	57.05	STAFF
12/7/2020	Panera Bread #204091 O	73.88	STAFF
12/17/2020	Panera Bread #204091 O	124.15	STAFF
12/22/2020	Porchlight Book Compan	327.13	STUDENT
12/9/2020	Positive Promotions	570.18	STAFF
12/10/2020	Powerschool	381877.80	AP BOARD APPROVED
12/10/2020	Ricoh Usa, Inc	18158.26	AP BOARD APPROVED

12/10/2020	Ricoh Usa, Inc	76253.78	AP BOARD APPROVED
12/14/2020	Ricoh Usa, Inc	51000.00	AP BOARD APPROVED
12/16/2020	Ricoh Usa, Inc	7095.39	AP BOARD APPROVED
12/23/2020	Ricoh Usa, Inc	45.00	AP BOARD APPROVED
12/29/2020	Russo Power Equipment	180.77	BG
1/5/2021	Russo Power Equipment	87.98	BG
12/16/2020	Samsclub #6339	100.00	STAFF
12/28/2020	Samsclub #6339	92.50	STAFF
1/5/2021	Sargents Equipment & R	39.00	BG
12/11/2020	Sherwin Williams 70304	36.34	BG
12/16/2020	Sherwin Williams 70304	81.60	BG
12/16/2020	Sherwin Williams 70304	52.08	BG
12/17/2020	Sherwin Williams 70304	51.96	BG
12/31/2020	Sherwin Williams 70304	101.98	BG
12/9/2020	Shopwoodmans.Com	210.36	STAFF
12/14/2020	Shopwoodmans.Com	169.33	STAFF
12/15/2020	Sp Clearmask	1199.00	STAFF
12/9/2020	Sq Kane County Region	175.00	STAFF
12/17/2020	Steiner Elec Crystal L	131.94	BG
12/17/2020	Steiner Elec Crystal L	127.62	BG
12/23/2020	Steiner Elec Crystal L	92.70	BG
12/23/2020	Steiner Elec Crystal L	191.76	BG
12/15/2020	Target 00018010	238.26	STUDENT
12/15/2020	Target 00018010	60.42	STUDENT
12/7/2020	The Flolo Corporation	97.95	BG
12/10/2020	The Flolo Corporation	91.23	BG
12/23/2020	The Home Depot #1934	104.09	BG
12/7/2020	The Home Depot #1940	37.50	BG
12/7/2020	The Home Depot #1940	73.16	BG
12/7/2020	The Home Depot #1940	8.80	BG
12/10/2020	The Home Depot #1940	56.59	BG
12/11/2020	The Home Depot #1940	77.94	BG
12/11/2020	The Home Depot #1940	5.25	BG
12/11/2020	The Home Depot #1940	26.85	BG
12/11/2020	The Home Depot #1940	67.85	BG
12/14/2020	The Home Depot #1940	54.26	BG
12/14/2020	The Home Depot #1940	20.78	BG
12/16/2020	The Home Depot #1940	29.81	BG
12/16/2020	The Home Depot #1940	44.14	BG
12/17/2020	The Home Depot #1940	26.10	BG
12/17/2020	The Home Depot #1940	39.29	BG
12/17/2020	The Home Depot #1940	120.29	BUILDING
12/18/2020	The Home Depot #1940	31.95	BG
12/21/2020	The Home Depot #1940	34.96	BG
12/21/2020	The Home Depot #1940	23.91	BG
12/21/2020	The Home Depot #1940	62.91	BG
12/21/2020	The Home Depot #1940	109.74	BG
12/24/2020	The Home Depot #1940	23.87	BG

12/24/2020	The Home Depot #1940	12.30	BG
12/24/2020	The Home Depot #1940	24.97	BG
12/24/2020	The Home Depot #1940	8.61	BG
1/1/2021	The Home Depot #1940	55.32	BG
1/1/2021	The Home Depot #1940	46.90	BG
12/7/2020	The Home Depot #1948	8.13	BG
12/7/2020	The Home Depot #1948	-29.97	
12/7/2020	The Home Depot #1948	30.28	BG
12/7/2020	The Home Depot #1948	144.62	BG
12/7/2020	The Home Depot #1948	62.72	BUILDING
12/9/2020	The Home Depot #1948	25.08	BG
12/9/2020	The Home Depot #1948	109.65	BG
12/11/2020	The Home Depot #1948	110.72	BUILDING
12/14/2020	The Home Depot #1948	24.00	BG
12/14/2020	The Home Depot #1948	9.97	BG
12/14/2020	The Home Depot #1948	109.74	BG
12/14/2020	The Home Depot #1948	143.25	BUILDING
12/16/2020	The Home Depot #1948	26.62	BG
12/17/2020	The Home Depot #1948	109.74	BG
12/18/2020	The Home Depot #1948	18.25	BG
12/18/2020	The Home Depot #1948	32.92	BG
12/18/2020	The Home Depot #1948	15.94	BG
12/18/2020	The Home Depot #1948	148.59	BUILDING
12/21/2020	The Home Depot #1948	3.78	BG
12/21/2020	The Home Depot #1948	121.37	BG
12/21/2020	The Home Depot #1948	20.00	BG
12/21/2020	The Home Depot #1948	109.65	BG
12/21/2020	The Home Depot #1948	19.96	BUILDING
12/21/2020	The Home Depot #1948	115.60	BUILDING
12/23/2020	The Home Depot #1948	6.56	BG
12/23/2020	The Home Depot #1948	11.75	BG
12/23/2020	The Home Depot #1948	14.21	BUILDING
12/24/2020	The Home Depot #1948	109.65	BG
12/25/2020	The Home Depot #1948	49.72	BG
12/25/2020	The Home Depot #1948	58.00	BUILDING
12/25/2020	The Home Depot #1948	25.20	BUILDING
12/30/2020	The Home Depot #1948	73.16	BG
12/31/2020	The Home Depot #1948	29.94	BUILDING
12/7/2020	The Home Depot 1940	81.25	BG
12/7/2020	The Home Depot 1940	218.58	BUILDING
12/10/2020	The Home Depot 1940	90.55	BG
12/14/2020	The Home Depot 1940	687.43	BG
12/14/2020	The Home Depot 1940	85.20	BUILDING
12/16/2020	The Home Depot 1940	83.92	BG
12/23/2020	The Home Depot 1940	221.92	BG
12/24/2020	The Home Depot 1940	82.43	BG
12/24/2020	The Home Depot 1940	88.31	BG
12/30/2020	The Home Depot 1940	90.58	BUILDING

12/30/2020	The Home Depot 1940	90.12	BG
12/7/2020	The Home Depot 1948	94.13	BG
12/24/2020	The Home Depot 1948	84.53	BUILDING
12/30/2020	The Home Depot 1948	84.56	BG
12/21/2020	The Ups Store 806	10.09	STAFF
12/14/2020	Tractor Supply # 131	64.96	BG
12/17/2020	Trader Joes #699 Qps	240.18	STUDENT
12/7/2020	Trane Supply-112413	63.63	BG
12/7/2020	Trane Supply-112420	28.14	BG
12/7/2020	Trane Supply-112420	-356.35	BG
12/7/2020	Trane Supply-112420	124.76	BG
12/7/2020	Trane Supply-112420	342.77	BG
12/7/2020	Trane Supply-112420	38.54	BG
12/10/2020	Trane Supply-112420	442.46	BG
12/10/2020	Trane Supply-112420	473.68	BG
12/14/2020	Trane Supply-112420	48.39	BG
12/18/2020	Trane Supply-112420	74.85	BG
12/21/2020	Trane Supply-112420	14.34	BG
12/21/2020	Trane Supply-112420	14.95	BG
12/21/2020	Trane Supply-112420	192.36	BG
12/21/2020	Tst Nothing Bundt Cak	5.25	STAFF
12/21/2020	Tst Nothing Bundt Cak	86.00	STAFF
12/21/2020	Tst Syrup	68.00	STAFF
12/7/2020	Usps Po 1600960102	11.40	POSTAGE
12/14/2020	Usps Po 1600960102	63.00	POSTAGE
12/22/2020	Usps Po 1600960102	65.50	POSTAGE
12/10/2020	Usps Po 1600960105	165.00	POSTAGE
12/14/2020	Usps Po 1600960105	96.10	POSTAGE
12/11/2020	Usps Po 1613080110	24.75	POSTAGE
12/18/2020	Usps Po 1613080110	212.80	POSTAGE
12/7/2020	Usps Po 1633960140	110.00	POSTAGE
12/15/2020	Usps Po 1637800142	55.00	POSTAGE
12/9/2020	Usps Po 1638940042	33.00	POSTAGE
12/18/2020	Vivid Learning Systems	14300.00	AP BOARD APPROVED
12/23/2020	Vzwrlss My Vz Vb P	6754.90	AP BOARD APPROVED
12/23/2020	Vzwrlss My Vz Vb P	44913.96	AP BOARD APPROVED
12/11/2020	Walgreens #5284	42.50	STAFF
12/9/2020	Wal-Mart #1531	248.70	STAFF
12/10/2020	Wal-Mart #1531	80.74	FACS
12/11/2020	Wal-Mart #1531	170.09	STAFF
12/14/2020	Wal-Mart #1531	64.92	STAFF
12/14/2020	Wal-Mart #1531	42.82	BUILDING
12/15/2020	Wal-Mart #1531	7.90	STUDENT
12/15/2020	Wal-Mart #1531	336.10	STUDENT
12/16/2020	Wal-Mart #1531	223.12	FACS
12/17/2020	Wal-Mart #1531	18.43	STAFF
12/30/2020	Wal-Mart #1531	72.94	FACS
12/30/2020	Wal-Mart #1681	59.89	STUDENT

12/10/2020	Wal-Mart #5060	23.82	STAFF
12/11/2020	Wal-Mart #5060	287.36	STUDENT
12/16/2020	Wal-Mart #5060	528.64	STUDENT
12/17/2020	Wal-Mart #5060	394.18	STUDENT
12/21/2020	West Side Electric Sup	263.16	BG
12/14/2020	Wm Supercenter #1413	48.46	STAFF
12/18/2020	Wm Supercenter #1413	60.82	STAFF
12/15/2020	Wm Supercenter #1814	67.72	STUDENT
12/23/2020	Wm Supercenter #1814	12.60	FACS
12/29/2020	Wm Supercenter #1814	25.54	FACS
12/18/2020	Wm Supercenter #4641	208.64	STAFF
12/8/2020	Wm Supercenter #5060	784.79	STUDENT
12/8/2020	Wm Supercenter #5060	154.78	STUDENT
12/9/2020	Wm Supercenter #5060	240.32	STUDENT
12/9/2020	Wm Supercenter #5060	345.63	STUDENT
12/11/2020	Wm Supercenter #5060	68.42	STUDENT
12/15/2020	Wm Supercenter #5060	24.10	STUDENT
12/15/2020	Wm Supercenter #5060	330.32	STUDENT
12/16/2020	Wm Supercenter #5060	156.48	STUDENT
12/22/2020	Wm Supercenter #5060	9.88	STAFF
1/5/2021	Wm Supercenter #5060	25.86	STUDENT
1/5/2021	Wm Supercenter #5060	122.80	STAFF
12/23/2020	Wwp Smithereen Pest Ma	910.00	AP BOARD APPROVED
12/7/2020	Ziegler-Carpentersvill	21.58	BUILDING
12/16/2020	Ziegler-Carpentersvill	23.98	BG
12/16/2020	Ziegler-Carpentersvill	24.64	BUILDING
12/17/2020	Ziegler-Carpentersvill	21.76	BG
12/17/2020	Ziegler-Carpentersvill	28.98	BUILDING
12/17/2020	Ziegler-Carpentersvill	52.08	BUILDING
12/17/2020	Ziegler-Carpentersvill	2.79	BUILDING
12/18/2020	Ziegler-Carpentersvill	55.97	BUILDING
12/11/2020	Zieglers Ace - Huntley	53.71	BG
12/14/2020	Zieglers Ace - Huntley	32.58	BG
12/16/2020	Zieglers Ace - Huntley	33.43	BG
12/15/2020	Zieglers Ace Hdwe	59.97	STAFF
12/18/2020	Zieglers Ace Hdwe	17.78	BG

TOTAL $652,479.08

ACTIVITY ACCOUNT SUMMARY
FOR MONTH OF: December 31, 2020

	Month to Date			Year To Date			
	Month End Receipts	Month End Disbursements	Month End Activity	June 30, 2020 Beginning Book Balance	Year to Date Receipts	Year to Date Disbursements	Year to Date Book Balance
School							
Algonquin Lakes	$ -	$ -	$ -	$ 3,754	$ 523	$ 311	$ 3,966
Algonquin M.S.	$ 406	$ -	$ 406	$ 13,543	$ 1,873	$ 1,373	$ 14,043
Carpentersville M.S.	$ 0.62	$ -	$ 1	$ 25,127	$ 932	$ 192	$ 25,867
DeLacey	$ -	$ -	$ -	$ 3,091	$ 942	$ 714	$ 3,320
Dundee-Crown H.S.	$ 4.03	$ 6,681	$ (6,677)	$ 239,762	$ 24,213	$ 28,147	$ 235,827
Dundee Highlands	$ -	$ -	$ -	$ 2,902	$ 0	$ -	$ 2,902
Dundee M.S.	$ 1,186	$ 210	$ 976	$ 153,212	$ 3,579	$ 4,136	$ 152,655
Eastview	$ -	$ -	$ -	$ 1,598	$ -	$ 379	$ 1,219
Gary D Wright	$ 0.31	$ -	$ 0	$ 11,519	$ 478	$ 1,446	$ 10,551
Gilberts	$ -	$ -	$ -	$ 11,124	$ 1	$ 9,007	$ 2,118
Golfview	$ -	$ -	$ -	$ 4,714	$ 497	$ -	$ 5,211
Hampshire Elem	$ 0.31	$ -	$ 0	$ 20,401	$ 138	$ -	$ 20,539
Hampshire H.S.	$ 12,152	$ 3,339	$ 8,813	$ 171,423	$ 69,503	$ 31,116	$ 209,811
Hampshire M.S.	$ 180	$ -	$ 180	$ 60,589	$ 6,839	$ 43	$ 67,385
H.D. Jacobs H.S.	$ 5,537	$ 2,943	$ 2,595	$ 171,789	$ 15,779	$ 11,632	$ 175,936
Lake In The Hills	$ -	$ -	$ -	$ 6,376	$ 552	$ 1,093	$ 5,835
Lakewood	$ 0.31	$ -	$ 0	$ 20,517	$ 2	$ 41	$ 20,478
Liberty	$ -	$ -	$ -	$ 2,902	$ 60	$ -	$ 2,962
Lincoln Prairie	$ 452	$ 842	$ (390)	$ 3,815	$ 1,087	$ 967	$ 3,935
Meadowdale	$ -	$ -	$ -	$ 3,842	$ 0	$ -	$ 3,842
Neubert	$ -	$ -	$ -	$ 2,968	$ 8	$ -	$ 2,976
Parkview	$ -	$ -	$ -	$ 2,856	$ 0	$ -	$ 2,856
Perry	$ 135	$ 232	$ (97)	$ 6,843	$ 1,755	$ 649	$ 7,949
Sleepy Hollow	$ -	$ -	$ -	$ 1,509	$ 19	$ 505	$ 1,023
Westfield	$ 21	$ 251	$ (230)	$ 43,029	$ 6,564	$ 2,565	$ 47,027
Total	$ 20,075	$ 14,497	$ 5,578	$ 989,205	$ 135,345	$ 94,317	$ 1,030,233

ACCOUNT ANALYSIS REPORT - SUMMARY

Date Range: 7/1/2020 through 12/31/2020

Account Range: ALL

ACCOUNT # AND DESCRIPTION	BEG BALANCE	INCOME	EXPENSE	TRANSFERS	BALANCE
Cash Accounts					
1000-00-10 Harris - Checking	3,754.47	522.52	310.85		3,966.14
Total Cash Accounts	3,754.47	522.52	310.85	0.00	3,966.14
Other Accounts					
200M-00-00 Special Ed	153.25				153.25
2018-00-00 Class of 2018	0.00				0.00
2019-00-00 Class of 2019	0.00				0.00
2020-00-00 Class of 2020	0.00				0.00
2021-00-00 Class of 2021	0.00				0.00
2022-00-00 Class of 2022	0.00				0.00
2023-00-00 Class of 2023	0.00				0.00
2024-00-00 Class of 2024	0.00				0.00
2025-00-00 Class of 2025	59.33			(59.33)	0.00
2026-00-00 Class of 2026	75.06			(75.06)	0.00
2027-00-00 Class of 2027	248.45		248.45		0.00
2028-00-00 Class of 2028	41.16				41.16
2029-00-00 Class of 2029	39.55				39.55
2030-00-00 Class of 2030	71.10				71.10
2031-00-00 Class of 2031	0.00				0.00
2032-00-00 Class of 2032	126.26				126.26
2090-10-00 Acting Club	51.46				51.46
2100-10-00 Book Club	0.00				0.00
2111-10-00 After School Band-INACTIVE	0.00				0.00
2140-10-00 4th and 5th Grade Chorus	100.90			(100.90)	0.00
2410-00-00 Culinary Kids 2/3	80.57				80.57
2410-10-00 Culinary Kids 4/5	0.00				0.00
2415-10-00 Science Club	10.31				10.31
2590-10-00 Lady Lions Running Club	4.04				4.04
2590-20-00 Boys Running Club	71.36				71.36
4100-00-00 A.M. Fitness Club - Inactive	0.00				0.00
4100-10-10 Fitness Club	899.05				899.05
4100-30-00 Other	0.00				0.00
4200-10-00 Birthday Books	85.00				85.00
4210-00-00 Holiday Creations	135.85				135.85
4300-00-00 Yearbook	1,118.80	460.00			1,578.80
5100-00-00 General Fund	84.53	62.40	62.40	235.29	319.82
5200-10-00 Relay for Life	0.00				0.00
5500-10-00 ALES Grant Awards	18.19				18.19
6000-00-00 Interest Income	280.25	0.12			280.37
Total Other Accounts	3,754.47	522.52	310.85	0.00	3,966.14

ACCOUNT ANALYSIS REPORT - SUMMARY

Date Range: 7/1/2020 through 12/31/2020

Account Range: ALL

ACCOUNT # AND DESCRIPTION		BEG BALANCE	INCOME	EXPENSE	TRANSFERS	BALANCE
Cash Accounts						
1000-00-00	DO NOT USE	0.00				0.00
1000-00-10	Harris - Checking	13,543.07	1,873.09	1,372.71		14,043.45
	Total Cash Accounts	13,543.07	1,873.09	1,372.71	0.00	14,043.45
Other Accounts						
1500-00-00	Bank Corrections	21.50		21.50		0.00
2000-10-00	Student Council	666.83				666.83
2016-00-00	Class of 2016-Inactive	0.00				0.00
2017-00-00	Class of 2017-Inactive	0.00				0.00
2018-00-00	Class of 2018-Inactive	0.00				0.00
2019-00-00	Class of 2019	0.00				0.00
2020-00-00	Class of 2020	0.00				0.00
2021-00-10	Class of 2021	0.00				0.00
2022-00-00	Class of 2022	0.00				0.00
2023-00-00	Class of 2023	0.00				0.00
2024-00-00	Class of 2024	0.00				0.00
2025-00-00	Class of 2025	179.60				179.60
2026-00-00	Class of 2026	156.00				156.00
2027-00-00	Class of 2027	0.00	627.42			627.42
2110-10-00	Band	93.13				93.13
2140-10-00	Chorus	1,636.39				1,636.39
2150-30-00	Musical	2,677.69				2,677.69
2151-10-00	Music Club - ILMEA	2.00				2.00
2155-10-00	Orchestra	0.00				0.00
2220-10-00	Art Club	25.38				25.38
2230-10-00	Beta Club	2,123.51	308.30			2,431.81
2240-00-00	Baking Club	322.25				322.25
2251-10-00	Computer Ed. Club	0.00				0.00
2275-10-00	Outdoor Club	0.00				0.00
2290-00-17	Washington DC Trip 2018-2019	2.35				2.35
2391-10-00	AVID	286.13		155.87		130.26
2430-10-00	Special Ed Community Trips	5.50				5.50
2481-10-00	Yearbook - M.S.	0.00				0.00
2570-10-00	Battle of the Books	0.00				0.00
2580-30-00	Student Awards	0.00				0.00
2590-40-00	Relay for Life	0.00				0.00
3000-20-00	Sports Club	0.00				0.00
3010-10-00	Ski Club	0.00				0.00
3020-00-00	Wrestling	338.64				338.64
3100-10-00	Volleyball-7th grade	0.00				0.00
3100-20-00	Volleyball - 8th grade	9.21				9.21
3110-10-00	Cross Country	270.43	555.00	798.44		26.99
3210-00-00	Boys Basketball	97.38				97.38
3210-10-00	Girls Basketball	8.24				8.24
3230-10-00	Track and Field	1.87	52.54			54.41
3250-20-10	Poms	259.86				259.86
3350-20-10	Cheerleading	24.14				24.14
4100-10-00	PBIS	619.80	77.70			697.50
4100-20-00	Low Incidence Class Supplies	17.05				17.05
4100-30-00	General	219.60		50.00		169.60
4300-30-00	Staff Account	35.16	250.00	150.00		135.16
5110-10-00	D300 Honors Band Concert	1,365.67				1,365.67
5110-20-00	MB Jazz Ensembles	870.00				870.00
5200-00-00	Physical Education Fund	966.38				966.38

ACCOUNT ANALYSIS REPORT - SUMMARY

Date Range: 7/1/2020 through 12/31/2020

Account Range: ALL

ACCOUNT # AND DESCRIPTION	BEG BALANCE	INCOME	EXPENSE	TRANSFERS	BALANCE
6000-30-00 Interest Income	241.38	2.13	196.90		46.61
Total Other Accounts	13,543.07	1,873.09	1,372.71	0.00	14,043.45

ACCOUNT ANALYSIS REPORT - SUMMARY

Date Range: 7/1/2020 through 12/31/2020

Account Range: ALL

ACCOUNT # AND DESCRIPTION		BEG BALANCE	INCOME	EXPENSE	TRANSFERS	BALANCE
Cash Accounts						
1000-00-10	Harris - Checking	25,127.29	932.48	192.34		25,867.43
	Total Cash Accounts	25,127.29	932.48	192.34	0.00	25,867.43
Other Accounts						
2000-10-00	Student Council	1,227.53				1,227.53
2015-00-10	Class of 2015-A	0.00				0.00
2015-00-20	Class of 2015-B	0.00				0.00
2015-00-30	Class of 2015-C	0.00				0.00
2016-00-10	Class of 2016-A	0.00				0.00
2016-00-20	Class of 2016-B	0.00				0.00
2016-00-30	Class of 2016-c	0.00				0.00
2017-00-00	Class of 2017	0.07				0.07
2018-00-00	Class of 2018	0.00				0.00
2019-00-00	Class of 2019	0.00				0.00
2020-00-00	Class of 2020	0.84				0.84
2021-00-00	Class of 2021	0.00				0.00
2022-00-00	Class of 2022	0.00				0.00
2023-00-00	Class of 2023	13.85				13.85
2024-00-00	Class of 2024	205.85				205.85
2025-00-00	Class of 2025	0.00				0.00
2105-00-00	Man in Demand/Dare to be Rare	447.56				447.56
2110-10-00	Music	1,707.95	850.00	66.00		2,491.95
2110-20-00	MB Jazz	420.00				420.00
2111-10-00	Title Field Trips All Grades	0.00				0.00
2120-10-00	Drama	1,256.70				1,256.70
2140-10-00	Chorus	945.75				945.75
2221-10-00	Art Club	10.00				10.00
2230-10-00	Beta Club	534.75				534.75
2240-00-00	PBIS	0.00				0.00
2481-10-00	Yearbook	108.56		22.00		86.56
2499-30-00	School Store	0.00				0.00
2590-40-00	Relay for Life	2.00				2.00
2670-20-00	Book Fair	13.14				13.14
3250-20-10	Poms	3,806.14				3,806.14
3350-20-10	Cheerleading	4,676.57				4,676.57
4101-30-00	AVID	7,730.87				7,730.87
4300-30-00	Sunshine	709.83	78.00	78.00		709.83
6000-00-00	Interest	1,309.33	4.48	26.34		1,287.47
	Total Other Accounts	25,127.29	932.48	192.34	0.00	25,867.43

ACCOUNT ANALYSIS REPORT - SUMMARY

Date Range: 7/1/2020 through 12/31/2020

Account Range: ALL

ACCOUNT # AND DESCRIPTION	BEG BALANCE	INCOME	EXPENSE	TRANSFERS	BALANCE
Cash Accounts					
1000-00-10 Harris Cash Account	3,090.92	942.10	713.59		3,319.43
Total Cash Accounts	3,090.92	942.10	713.59	0.00	3,319.43
Other Accounts					
4500-10-00 Box Top Label Collection	0.89				0.89
4600-30-00 Postage	0.00				0.00
4700-00-00 Pyramid Model Committee	0.00	942.00	713.59		228.41
5100-00-00 General Student Activities	54.02				54.02
5110-00-00 Birth to 3 Program	336.56				336.56
5200-00-00 PBIS	2,141.05				2,141.05
5300-00-00 Relay for Life	485.44				485.44
5400-00-00 deLacey Diaper Drive	24.19				24.19
6000-00-00 Interest Income	48.77	0.10			48.87
Total Other Accounts	3,090.92	942.10	713.59	0.00	3,319.43

ACCOUNT ANALYSIS REPORT - SUMMARY

Date Range: 7/1/2020 through 12/31/2020

Account Range: ALL

ACCOUNT # AND DESCRIPTION		BEG BALANCE	INCOME	EXPENSE	TRANSFERS	BALANCE
Cash Accounts						
1000-00-00	Amcore Activity Checking Acct	0.00				0.00
1000-00-10	Harris - Checking	239,761.98	24,212.52	28,147.28		235,827.22
	Total Cash Accounts	239,761.98	24,212.52	28,147.28	0.00	235,827.22
Other Accounts						
1000-10-10	Banking Corrections	1,343.00	(1,333.00)			10.00
2000-10-00	Student Council	27,058.88	3,283.00	934.99		29,406.89
2009-00-00	Class of 2009	0.00				0.00
2010-00-00	Class of 2010	0.00				0.00
2011-00-00	Class of 2011	0.00				0.00
2012-00-00	Class of 2012	0.00				0.00
2013-00-00	Class of 2013	0.00				0.00
2014-00-00	Class of 2014	0.00				0.00
2015-00-00	Class of 2015	0.00				0.00
2016-00-00	Class of 2016	0.00				0.00
2017-00-00	Class of 2017	3,608.60		694.39		2,914.21
2018-00-00	Class of 2018	6,411.60				6,411.60
2019-00-00	Class of 2019	0.00				0.00
2020-00-00	Class of 2020	2,647.51				2,647.51
2021-00-00	Class of 2021	1,802.67				1,802.67
2022-00-00	Class of 2022	2,093.98				2,093.98
2023-00-00	Class of 2023	7,313.70	604.27			7,917.97
2024-00-00	Class of 2024	0.00	1,129.93			1,129.93
2095-10-00	Animation Club	209.42				209.42
2110-10-00	Instrumental Music	1,702.66		41.72		1,660.94
2113-10-00	Band Trip	0.00				0.00
2120-10-00	Drama Club	18,758.30	720.00	707.00		18,771.30
2120-20-00	Musical Account	20,738.61	9,375.00	4,796.00		25,317.61
2130-10-00	Auditorium	477.96				477.96
2140-10-00	Choral Music	6,151.88		180.00		5,971.88
2145-30-00	D300 Music Festival	3,904.50				3,904.50
2145-50-00	Orchestra	2,955.34				2,955.34
2151-10-00	Music Dept.-INACTIVE	0.00				0.00
2156-10-00	PROM	367.52				367.52
2200-10-00	Amnesty International	0.00				0.00
2210-30-00	Anatomy FT Fund - Inactive	0.00				0.00
2219-10-00	Adelante Club	289.27				289.27
2220-10-00	Art Club	2,373.06				2,373.06
2222-10-00	Ceramics	160.81				160.81
2223-10-00	Charger Pride-Student Incentiv	(1,133.51)				(1,133.51)
2223-20-00	Charger Pride-Staff	(3,564.65)		3,760.33		(7,324.98)
2224-10-00	Choir - DCHS	0.00				0.00
2225-10-00	Chemistry Club	0.00				0.00
2230-10-00	Beta Club	1,476.26		500.00		976.26
2235-10-00	SAFE	4,390.24				4,390.24
2240-10-00	Black History Club	8.17				8.17
2252-10-00	Culinary	1,721.08				1,721.08
2255-10-00	Construction Club	13.81				13.81
2256-10-00	DC1 Heart Dance	66.75				66.75
2256-10-10	DC Steppers	223.81				223.81
2256-10-20	New Generation Dance	26.63				26.63
2256-10-30	Latin Dancing	175.00				175.00
2257-10-00	Earth/Space Club/Field Trips-I	0.00				0.00
2258-10-00	English Department	6,099.49				6,099.49

ACCOUNT ANALYSIS REPORT - SUMMARY

Date Range: 7/1/2020 through 12/31/2020

Account Range: ALL

ACCOUNT # AND DESCRIPTION		BEG BALANCE	INCOME	EXPENSE	TRANSFERS	BALANCE
2259-10-10	Electricity Fund	1,297.54				1,297.54
2260-10-00	Industrial Ed Club	524.84				524.84
2261-10-10	Ukulele Club	0.00				0.00
2263-10-00	Rotary Interact	544.16	192.00			736.16
2270-10-00	Enviro Science FT-Inactive	0.00				0.00
2275-10-00	Field Trips - Science	2,440.32	640.00			3,080.32
2276-10-00	Field Trips	8.27				8.27
2280-10-00	Environmental Grants Fund	250.39				250.39
2282-10-00	GirlUp	337.00				337.00
2285-10-00	Recycling Club	500.00				500.00
2290-10-00	Library Club	295.27				295.27
2300-10-00	ESL - English Second Language	80.50				80.50
2310-10-00	French Club	2,351.93				2,351.93
2320-10-00	German Club	1,404.41				1,404.41
2330-10-00	Spanish Club	383.48				383.48
2360-10-00	Gifted Club	0.00				0.00
2370-10-00	FACS Club	596.33				596.33
2375-10-00	Literary Arts Magazine	1,232.00				1,232.00
2380-10-00	Journalism Club - Inactive	0.00				0.00
2385-10-00	Poetry Club-Souls Spill Ink	667.57				667.57
2390-10-00	National Honor Society	2,805.61	10.00	945.00		1,870.61
2391-10-00	AVID	3,223.52		1,000.00		2,223.52
2395-00-00	Youth in Law	(687.00)	330.00			(357.00)
2400-10-00	Peer Mediation	0.00				0.00
2401-10-00	Conflict Mediation	0.00				0.00
2408-10-00	GSA/LGBT Support Group	226.59				226.59
2410-10-00	REACH	0.00				0.00
2420-10-00	SEA-Level	0.00				0.00
2439-00-00	Peer Tutoring	0.00				0.00
2439-10-00	Freshman Mentors	(701.70)				(701.70)
2440-10-00	Individual Speech Club	250.68				250.68
2450-10-00	Debate Team	2,421.74		122.00		2,299.74
2465-10-00	VOICES	0.00				0.00
2470-10-00	Year in Review Video	880.00				880.00
2480-10-00	Yearbook	(900.00)				(900.00)
2510-10-00	O.L.A.S.	0.00				0.00
2520-10-00	VFW Essay Contest	29.23				29.23
2526-10-00	Auto Shop	66.00				66.00
2530-10-00	Chess Club	10.92				10.92
2540-10-00	Bilingual Club	53.61				53.61
2550-10-00	Fishing Club	1,758.05				1,758.05
2590-20-00	Woodshop	535.00				535.00
2590-30-00	Color Run	100.00				100.00
2590-40-00	Relay for Life	(302.05)				(302.05)
2591-10-00	Fight the Stigma	256.25				256.25
2592-10-00	Minority Leadership	193.00				193.00
2618-10-10	Operation Click	2,386.00				2,386.00
2700-10-10	Work Program/School Store	0.00				0.00
2700-10-20	Work Program/Buttons/Store	1,291.99				1,291.99
2800-10-00	INCubator Grant - Business	10,792.37	2,000.00			12,792.37
2800-10-01	INCubator-POPtime-INACTIVE	0.00				0.00
2800-10-02	INCubator-ToothpasteTab-INACTI	0.00				0.00
2800-10-05	INCubator -SnapCase-INACTIVE	0.00				0.00
2800-10-06	INCubator-Extra Hand-INACTIVE	0.00				0.00
2800-10-07	INCubator-Party Bag-INACTIVE	0.00				0.00

ACCOUNT ANALYSIS REPORT - SUMMARY

Date Range: 7/1/2020 through 12/31/2020

Account Range: ALL

ACCOUNT # AND DESCRIPTION		BEG BALANCE	INCOME	EXPENSE	TRANSFERS	BALANCE
2800-10-09	INCubator-Underground-INACTIVE	0.00				0.00
2800-10-10	INCubator-MaleBox-INACTIVE	0.00				0.00
2800-10-13	INCubator-FirstSTEP-INACTIVE	0.00				0.00
2800-10-14	INCubator - Poppin Party-INACT	0.00				0.00
3100-20-20	Baseball	9,925.36	215.00	465.00		9,675.36
3150-20-10	Softball	6,008.25		291.97		5,716.28
3200-20-10	Girls Basketball	4,975.09		2,041.36		2,933.73
3200-20-20	Boys Basketball	1,380.42				1,380.42
3210-20-10	Girls Bowling	558.81				558.81
3250-00-00	Dance Team (Poms)	559.32	3,818.00	1,945.86		2,431.46
3252-20-10	Winter Guard	29.53				29.53
3300-20-10	Girls Soccer	109.93				109.93
3300-20-20	Boys Soccer	1,041.31				1,041.31
3350-20-10	Cheerleading	11,863.49	3,060.00	3,153.23		11,770.26
3400-20-10	Girls Tennis	782.19				782.19
3400-20-20	Boys Tennis	3,236.69				3,236.69
3450-20-10	Girls Swimming	64.51	96.00	288.56		(128.05)
3500-20-10	Girls Track	4,979.63				4,979.63
3500-20-20	Boys Track	2,771.63		557.03		2,214.60
3600-20-10	Girls Golf	501.20				501.20
3600-20-20	Boys Golf	711.02		40.00		671.02
3650-20-10	Boys Lacrosse	1,002.51				1,002.51
3700-20-10	Football	5,859.80				5,859.80
3800-20-00	Cross Country	5,066.35		362.99		4,703.36
3850-20-00	Wrestling	15.40		208.00		(192.60)
3900-20-00	Volleyball	4,506.16		478.70		4,027.46
3999-20-00	Super Fans	592.72				592.72
4000-10-00	Sr. Class Gift	2,408.36		1,905.40		502.96
4100-30-00	General	149.06	42.95	727.75		(535.74)
4103-30-00	Coffee Club 2	0.00				0.00
4300-20-00	Sunshine Club/Staff Pride	471.07				471.07
4300-30-00	Guidance Fund	0.00				0.00
4405-30-00	Excel	0.00				0.00
4700-30-00	Scholarships	5,435.67		2,000.00		3,435.67
4750-10-00	Testing Prep	1,868.00				1,868.00
5000-10-10	Posadas Fundraiser	0.00				0.00
5000-30-00	Charger Golf Outing	0.00				0.00
5000-50-50	D300 United	0.00				0.00
5100-00-00	DO NOT USE	0.00				0.00
6000-00-00	Interest Income	5,412.33	29.37			5,441.70
Total Other Accounts		239,761.98	24,212.52	28,147.28	0.00	235,827.22

ACCOUNT ANALYSIS REPORT - SUMMARY

Date Range: 7/1/2020 through 12/31/2020

Account Range: ALL

ACCOUNT # AND DESCRIPTION	BEG BALANCE	INCOME	EXPENSE	TRANSFERS	BALANCE
Cash Accounts					
1000-00-10 Harris - Checking	2,901.63	0.10			2,901.73
Total Cash Accounts	2,901.63	0.10	0.00	0.00	2,901.73
Other Accounts					
2000-10-00 Student Council	183.00				183.00
200A-00-00 Kindergarten	0.00				0.00
2017-00-00 Class of 2017-Inactive	0.00				0.00
2018-00-00 Class of 2018-Inactive	0.00				0.00
2019-00-00 Class of 2019-Inactive	0.00				0.00
2020-00-00 Class of 2020-Inactive	0.00				0.00
2021-00-00 Class of 2021-Inactive	0.00				0.00
2021-10-00 Class of 2021 FT-Inactive	0.00				0.00
2022-00-00 Class of 2022-Inactive	0.00				0.00
2022-10-00 Class of 2022 FT-Inactive	0.00				0.00
2023-00-00 Class of 2023-Inactive	0.00				0.00
2023-10-00 Class of 2023 FT-Inactive	0.00				0.00
2024-00-00 Class of 2024	0.00				0.00
2024-10-00 Class of 2024 Field Trips	0.00				0.00
2025-00-00 Class of 2025	0.00				0.00
2025-10-00 Class of 2025 Field Trips	0.00				0.00
2026-00-00 Class of 2026	0.00				0.00
2026-10-00 Class of 2026 Field Trips	0.00				0.00
2027-00-00 Class of 2027	0.00				0.00
2027-10-00 Class of 2027 Field Trips	0.00				0.00
2028-00-00 Class of 2028	0.00				0.00
2028-10-00 Class of 2028 Field Trips	124.58				124.58
2029-00-00 Class of 2029	0.00				0.00
2029-10-00 Class of 2029 Field Trips	457.26				457.26
2030-00-00 Class of 2030	0.00				0.00
2030-10-00 Class of 2030 Field Trips	488.48				488.48
2031-00-00 Class of 2031	0.00				0.00
2031-10-00 Class of 2031 Field Trips	20.30				20.30
2216-00-00 White Pines	0.00				0.00
2550-10-00 Chorus	67.73				67.73
2560-30-00 Media Center	54.18				54.18
2590-40-00 Relay for Life	0.00				0.00
2618-40-00 Girls on the Run	0.00				0.00
4100-30-00 General Fund	180.88				180.88
4101-00-00 Field Trips	0.00				0.00
4200-10-00 Service Club	0.00				0.00
4300-30-00 Social Committee	163.66				163.66
5110-10-00 Spirit Wear - Students	0.00				0.00
5110-20-00 Spirit Wear - Faculty	0.00				0.00
5200-00-00 Fundraiser - Cookie Dough	0.00				0.00
5300-10-00 Fun Run	0.00				0.00
5310-00-00 iReady	1,074.05				1,074.05
5400-00-00 NED Assembly	0.00				0.00
6000-00-00 Interest Income	87.51	0.10			87.61
Total Other Accounts	2,901.63	0.10	0.00	0.00	2,901.73

ACCOUNT ANALYSIS REPORT - SUMMARY

Date Range: 7/1/2020 through 12/31/2020

Account Range: ALL

ACCOUNT # AND DESCRIPTION		BEG BALANCE	INCOME	EXPENSE	TRANSFERS	BALANCE
Cash Accounts						
1000-00-00	First American Bank Checking	0.00				0.00
1000-00-10	Harris - Checking	153,212.36	3,578.69	4,136.05		152,655.00
	Total Cash Accounts	153,212.36	3,578.69	4,136.05	0.00	152,655.00
Other Accounts						
2000-10-00	Cardunal Council (Student)	3,072.70				3,072.70
2016-00-10	Class of 2016-A(DEL:2yr 15/16)	0.00				0.00
2016-00-20	Class of 2016-B(DEL:2yr 15/16)	0.00				0.00
2017-00-10	Class of 2017-A(DEL:2yr 15/16)	0.00				0.00
2017-00-20	Class of 2017-B(DEL:2yr 15/16)	0.00				0.00
2018-00-10	Class of 2018-A(DEL:2yr 16/17)	0.00				0.00
2018-00-20	Class of 2018-B(DEL:2yr 16/17)	0.00				0.00
2019-00-00	Class of 2019-A (9A 15/16)	0.00				0.00
2019-00-20	Class of 2019-B (9B 15/16)	0.00				0.00
2020-00-00	Class of 2020-A (8A 15/16)	0.00				0.00
2020-00-20	Class of 2020-B (8B 15/16)	0.00				0.00
2021-00-10	Class of 2021 - A	0.00				0.00
2021-00-20	Class of 2021 - B	0.00				0.00
2022-00-10	Class of 2022 - A	0.00				0.00
2022-00-20	Class of 2022 - B	0.00				0.00
2023-00-10	Class of 2023 - A	679.47		679.47		0.00
2023-00-20	Class of 2023 - B	831.22		831.22		0.00
2024-10-00	Class of 2024 - A	200.35		200.35		0.00
2024-20-00	Class of 2024 - B	127.79		127.79		0.00
2025-10-00	Class of 2025 - A	435.16				435.16
2025-20-00	Class of 2025 - B	544.19				544.19
2026-00-00	Class of 2026-A	291.32	519.70			811.02
2026-10-00	Class of 2026-B	232.70	519.71			752.41
2026-20-00	Class of 2026-C	216.54				216.54
2027-10-00	Class of 2027-A	0.00	330.45	174.88		155.57
2027-20-00	Class of 2027-B	0.00	330.46	80.00		250.46
20TG-00-00	Universal Team (PBIS)	2,902.33	646.00			3,548.33
20TY-00-00	Secondary Team	19.59				19.59
2110-10-00	Band	6,402.86		49.00		6,353.86
2130-10-00	Music Department	13,985.31		(27.70)		14,013.01
2140-10-00	Chorus/Vocal	7,710.05		15.00		7,695.05
2150-30-00	Musical/Ensembles	34,334.52		1,623.00		32,711.52
2155-10-00	Orchestra	14,726.59		33.00		14,693.59
2220-10-00	Art Club	3,318.15				3,318.15
2230-10-00	Beta Club	2,768.53		(550.00)		3,318.53
2380-10-00	Targeted Intervention Team	13.53				13.53
2391-10-00	AVID	5,884.49		131.24		5,753.25
2425-10-00	Exploratory/Spanish	446.34				446.34
2429-00-00	Mentoring	0.00				0.00
2430-10-00	Special Ed/Schiller(DEL:15/16)	0.00				0.00
2431-10-00	Life Program (SPED)	461.54				461.54
2433-10-00	Special Ed/Balleto (DEL:15/16)	0.00				0.00
2435-10-00	S.O.A.R.	1,977.38				1,977.38
2437-10-00	ELL/Eng.Lang.Learner(DEL16/17)	0.00				0.00
2481-10-00	Yearbook Club	1,461.94	30.00	410.06		1,081.88
2530-10-00	Chess Club	0.00				0.00
2560-30-00	Book Club	6.15				6.15
2570-30-00	IMC	630.17				630.17
2580-30-00	Incentive	0.00				0.00

ACCOUNT ANALYSIS REPORT - SUMMARY

Date Range: 7/1/2020 through 12/31/2020

Account Range: ALL

ACCOUNT # AND DESCRIPTION		BEG BALANCE	INCOME	EXPENSE	TRANSFERS	BALANCE
2590-10-00	Lions	16.11				16.11
2590-40-00	Relay for Life	400.73				400.73
2615-10-00	Midnight Mile	18,897.26				18,897.26
2619-10-00	Cardunal Care	662.84				662.84
2620-10-00	Scrapbook	102.00				102.00
2625-10-00	Schoolpalooza	517.22				517.22
2630-10-00	Ski Club	1,741.78				1,741.78
2631-10-00	Washington D.C. Trip	201.77	924.00			1,125.77
2635-10-00	Snowflake	1,331.31				1,331.31
2640-20-00	Science Fair Club - 7th grade	0.00				0.00
2640-30-00	Science Fair Club - 8th grade	0.00				0.00
2645-10-00	Homework Club	0.00				0.00
2650-10-00	Jazz Band	7.50				7.50
2655-10-00	Battle of the Books	5.30				5.30
2660-10-00	8th Grade Video(DEL:2yr16/17)	0.00				0.00
2665-10-00	Spelling Bee	21.34				21.34
2670-10-00	Robotics	523.00				523.00
2675-00-00	STEM	65.35				65.35
3000-20-00	Athletics (DEL:2yr 15/16)	0.00				0.00
3010-00-00	Ultimate Club	1,077.12				1,077.12
3207-20-10	Girls Basketball - 7th	35.71				35.71
3207-20-20	Boys Basketball - 7th	0.62				0.62
3208-20-10	Girl's Basketball - 8th	5.35				5.35
3208-20-20	Boy's Basketball - 8th	1.92				1.92
3250-20-10	Poms	21.36				21.36
3253-20-10	Intramural Basketball	82.06				82.06
3350-20-10	Cheerleading	31.80				31.80
3400-10-00	Color Guard	108.49				108.49
3500-10-00	Track - Boys	8.20				8.20
3500-20-00	Track - Girls	0.00				0.00
3500-20-10	Girls Track	356.93				356.93
3500-20-20	Boys Track	0.00				0.00
3600-10-00	Flag Football	404.68				404.68
3800-20-00	Cross Country	355.94		85.00		270.94
3800-20-10	Marathon Club - 6th Gr.CC Only	16.00				16.00
3840-10-00	Wiffle Ball	83.13				83.13
3850-20-00	Wrestling	183.92				183.92
3900-20-00	Volleyball	2.22				2.22
4100-30-00	General	488.45				488.45
4110-10-00	Passion Project	6,057.86				6,057.86
4210-00-00	Fall Play	5,530.87				5,530.87
4220-00-00	Street Ensemble	143.19				143.19
4230-00-00	Buddy Club	185.59				185.59
4300-30-00	Faculty (Social) Fund	136.00				136.00
4400-30-00	Fitness Club (PE)	5,615.26				5,615.26
4500-30-00	Flower Fund	316.84	260.00	273.74		303.10
6000-00-00	Interest Income	3,788.43	18.37			3,806.80
Total Other Accounts		153,212.36	3,578.69	4,136.05	0.00	152,655.00

ACCOUNT ANALYSIS REPORT - SUMMARY

Date Range: 7/1/2020 through 12/31/2020

Account Range: ALL

ACCOUNT # AND DESCRIPTION	BEG BALANCE	INCOME	EXPENSE	TRANSFERS	BALANCE
Cash Accounts					
1000-00-10 Harris - Checking	1,597.71		378.97		1,218.74
Total Cash Accounts	1,597.71	0.00	378.97	0.00	1,218.74
Other Accounts					
2018-00-00 Class of 2018-Inactive	0.00				0.00
2019-00-00 Class of 2019-Inactive	0.00				0.00
2020-00-00 Class of 2020-Inactive	0.00				0.00
2021-00-00 Class of 2021-Inactive	0.00				0.00
2022-00-00 Class of 2022-Inactive	0.00				0.00
2023-00-00 Class of 2023-Inactive	0.00				0.00
2024-00-00 Class of 2024-Inactive	0.00				0.00
2025-00-00 Class of 2025-Inactive	0.00				0.00
2026-00-00 Class of 2026-Inactive	0.00				0.00
2027-00-00 Class of 2027	378.97		378.97		0.00
2028-00-00 Class of 2028	163.21				163.21
2029-00-00 Class of 2029	59.55				59.55
2030-00-00 Class of 2030	320.66				320.66
2031-00-00 Class of 2031	105.73				105.73
2032-00-00 Class of 2032	0.00				0.00
2033-00-00 Class of 2033	0.00				0.00
2034-00-00 Class of 2034	0.00				0.00
2100-10-10 Julie Voss Class-Inactive	0.10				0.10
2100-20-10 LEAP Program	15.00				15.00
2580-10-00 Action for Alzheimer	0.00				0.00
2590-30-00 Bear Necessities Fundraiser	0.00				0.00
2590-40-00 Relay for Life	0.00				0.00
4100-30-00 Miscellaneous	250.95				250.95
5010-00-00 Library Books (Birthday Club)	232.59				232.59
5020-10-00 Jump Rope for Heart-Inactive	0.00				0.00
6000-00-00 Interest Income	70.95				70.95
Total Other Accounts	1,597.71	0.00	378.97	0.00	1,218.74

ACCOUNT ANALYSIS REPORT - SUMMARY

Date Range: 7/1/2020 through 12/31/2020

Account Range: ALL

ACCOUNT # AND DESCRIPTION	BEG BALANCE	INCOME	EXPENSE	TRANSFERS	BALANCE
Cash Accounts					
1000-00-10 Harris - Checking	11,518.90	478.46	1,446.47		10,550.89
Total Cash Accounts	11,518.90	478.46	1,446.47	0.00	10,550.89
Other Accounts					
2000-10-00 Student Council	0.00				0.00
200M-00-00 DO NOT USE	0.00				0.00
2018-00-00 Class of 2018	0.00				0.00
2019-00-00 Class of 2019	0.00				0.00
2020-00-00 Class of 2020	0.00				0.00
2021-00-00 Class of 2021	0.00				0.00
2022-00-00 Class of 2022	0.00				0.00
2023-00-00 Class of 2023	0.00				0.00
2024-00-00 Class of 2024	0.00				0.00
2025-00-00 Class of 2025	3.00				3.00
2026-00-00 Class of 2026	0.00				0.00
2027-00-00 Class of 2027	969.97		969.97		0.00
2028-00-00 Class of 2028	913.48				913.48
2029-00-00 Class of 2029	1,226.09				1,226.09
2030-00-00 Class of 2030	1,258.10				1,258.10
2031-00-00 Class of 2031	280.68				280.68
2032-00-00 Class of 2032	441.28				441.28
2033-00-00 Class of 2033	0.00				0.00
2140-10-10 Chorus	1,671.35				1,671.35
2151-10-00 Music Dept.	0.00				0.00
2499-20-00 Apparel Store	0.11				0.11
2499-30-00 School Store	0.00				0.00
2580-00-00 K Student Incentive	0.00				0.00
2580-00-10 1st Gr Student Incentive	0.00				0.00
2580-00-20 2nd Gr Student Incentive	0.00				0.00
2580-00-30 3rd Gr Student Incentive	0.00				0.00
2580-00-40 4th Gr Student Incentive	0.00				0.00
2580-00-50 5th Gr Student Incentive	0.00				0.00
2580-00-90 PK Student Incentive	0.00				0.00
2585-10-00 Library Fundraiser	1,820.61				1,820.61
2590-30-00 Girls on the Run	5.00				5.00
2590-40-00 Relay for Life	0.00				0.00
2590-50-00 Polar Plunge Fundraiser	0.00				0.00
2618-30-00 Funds for Cancer	0.00				0.00
2700-10-00 Ozzie Reading Club	4.00				4.00
4100-30-00 General	631.73	476.50	476.50		631.73
4300-20-00 Staff Wear	75.00				75.00
5010-10-00 PBIS	1,449.94				1,449.94
5100-10-00 Staff Sunshine Account	0.00				0.00
6000-00-00 Interest Income	768.56	1.96			770.52
Total Other Accounts	11,518.90	478.46	1,446.47	0.00	10,550.89

ACCOUNT ANALYSIS REPORT - SUMMARY

Date Range: 7/1/2020 through 12/31/2020

Account Range: ALL

ACCOUNT # AND DESCRIPTION	BEG BALANCE	INCOME	EXPENSE	TRANSFERS	BALANCE
Cash Accounts					
1000-00-10 Harris - Checking	11,123.65	0.61	9,006.86		2,117.40
Total Cash Accounts	11,123.65	0.61	9,006.86	0.00	2,117.40
Other Accounts					
2000-30-00 Reading	15.05			(15.05)	0.00
200S-00-00 PK	0.00				0.00
2018-00-00 Class of 2018-Inactive	0.00				0.00
2019-00-00 Class of 2019 / 5th Grade-Inac	0.00				0.00
2020-00-00 Class of 2020 / 5th Grade-Inac	0.00				0.00
2021-00-00 Class of 2021 / 5th Grade-Inac	0.00				0.00
2022-00-00 Class of 2022 - 5th Grade-Inac	0.00				0.00
2023-00-00 Class of 2023-Inactive	0.00				0.00
2023-10-10 Class of 2023-5th Grade Social	0.00				0.00
2024-00-00 Class of 2024-Inactive	0.00				0.00
2025-00-00 Class of 2025-Inactive	0.00				0.00
2026-00-00 Class of 2026-Inactive	1,039.41		1,039.41		0.00
2027-00-00 Class of 2027-Inactive	(3.22)			3.22	0.00
2028-00-00 Class of 2028	0.00				0.00
2029-00-00 Class of 2029	705.26				705.26
2030-00-00 Class of 2030	469.16				469.16
2031-00-00 Class of 2031	138.02				138.02
2032-00-00 Class of 2032	0.00				0.00
2033-00-00 Class of 2033	0.00				0.00
2151-10-00 Music Dept.	11.41			(11.41)	0.00
2276-10-00 Field Trips	27.02				27.02
2277-10-00 Field Days	314.35				314.35
2560-30-00 Media	0.00				0.00
2590-40-00 Relay for Life	7,967.45		7,967.45		0.00
4100-30-00 General	417.53			23.24	440.77
5000-10-00 Staff Social Account	18.55				18.55
6000-00-00 Interest Income	3.66	0.61			4.27
Total Other Accounts	11,123.65	0.61	9,006.86	0.00	2,117.40

ACCOUNT ANALYSIS REPORT - SUMMARY

Date Range: 7/1/2020 through 12/31/2020

Account Range: ALL

ACCOUNT # AND DESCRIPTION		BEG BALANCE	INCOME	EXPENSE	TRANSFERS	BALANCE
Cash Accounts						
1000-00-10	Harris - Checking	4,713.73	497.19			5,210.92
	Total Cash Accounts	4,713.73	497.19	0.00	0.00	5,210.92
Other Accounts						
2021-00-00	Class of 2021	0.00				0.00
2021-10-00	Class of 2021 Field Trips	0.00				0.00
2022-00-00	Class of 2022	0.00				0.00
2022-10-00	Class of 2022 Field Trips	0.00				0.00
2023-00-00	Class of 2023	0.00				0.00
2023-10-00	Class of 2023 Field Trips	29.09				29.09
2024-00-00	Class of 2024	0.00				0.00
2024-10-00	Class of 2024 Field Trips	0.00				0.00
2025-00-00	Class of 2025	0.00				0.00
2025-10-00	Class of 2025 Field Trips	144.28				144.28
2026-00-00	Class of 2026	0.00				0.00
2026-10-00	Class of 2026 Field Trips	73.46				73.46
2027-10-00	Class of 2027 Field Trips	0.00				0.00
2028-10-00	Class of 2028 Field Trips	165.50				165.50
2029-10-00	Class of 2029 Field Trips	0.00				0.00
2030-10-00	Class of 2030 Field Trips	25.00				25.00
2151-10-20	Summer Music Camp	268.29				268.29
2155-10-00	Art Summer Camp	0.00				0.00
2276-10-00	Field Trips	0.02				0.02
2590-40-00	Relay for Life	144.00				144.00
4100-10-00	Family Resource Night	0.00				0.00
4100-20-00	Event Fund	(24.57)	497.00			472.43
4100-30-00	General	2,355.62				2,355.62
4210-00-00	Scholastic Book Fair-Fall	3.59				3.59
4220-00-00	Scholastic Book Fair-Spring	425.98				425.98
4230-00-00	Birthday Book Club	0.00				0.00
4240-00-00	Coin War	0.00				0.00
4250-00-00	Book Fiesta	0.00				0.00
4260-00-00	Santa's Workshop	0.00				0.00
4270-00-00	PBIS	202.10				202.10
4300-30-00	Teacher Special	0.66				0.66
4500-00-00	Social Committee	29.73				29.73
4600-10-00	Change Drawer	231.00				231.00
5000-10-10	Staff Spirit Wear	154.33				154.33
5000-20-10	Student Spirit Wear	0.23				0.23
5000-30-00	Playground Equipment	0.00				0.00
6000-00-00	Interest Income	485.42	0.19			485.61
	Total Other Accounts	4,713.73	497.19	0.00	0.00	5,210.92

ACCOUNT ANALYSIS REPORT - SUMMARY

Date Range: 7/1/2020 through 12/31/2020

Account Range: ALL

ACCOUNT # AND DESCRIPTION		BEG BALANCE	INCOME	EXPENSE	TRANSFERS	BALANCE
Cash Accounts						
1000-00-00	DO NOT USE	0.00				0.00
1000-00-10	Harris Bank Checking	20,401.33	138.21			20,539.54
	Total Cash Accounts	20,401.33	138.21	0.00	0.00	20,539.54
Other Accounts						
2018-00-00	Class of 2018	0.00				0.00
2019-00-00	Class of 2019	0.00				0.00
2020-00-00	Class of 2020	0.00				0.00
2021-00-00	Class of 2021	0.00				0.00
2022-00-00	Class of 2022	0.00				0.00
2023-00-00	Class of 2023	168.00				168.00
2024-00-00	Class of 2024	0.00				0.00
2025-00-00	Class of 2025	0.00				0.00
2026-00-00	Class of 2026	0.00				0.00
2027-00-00	Class of 2027	5,173.55				5,173.55
2028-00-00	Class of 2028	2,900.21				2,900.21
2029-00-00	Class of 2029	22.16				22.16
2030-00-00	Class of 2030	0.00				0.00
2031-00-00	Class of 2031	259.38				259.38
2032-00-00	Class of 2032	619.50				619.50
2120-10-00	Birthday Books	3,533.78				3,533.78
2120-20-00	One School One Book	710.00				710.00
2140-20-00	Chorus	0.00				0.00
2270-10-00	Environmental Science Tans	39.54				39.54
2276-10-00	Field Trips	1,004.74				1,004.74
2550-00-00	L2IFE	1,004.02				1,004.02
2590-40-00	Relay for Life	0.00				0.00
2618-40-00	Donations	0.00				0.00
4100-30-00	General	32.69	135.90			168.59
5000-50-50	D300 United	0.00				0.00
5100-00-00	Scholastic Book Fair	4,498.59				4,498.59
5110-00-00	Yearbook-Inactive	0.00				0.00
5120-00-00	Playground - HES	0.00				0.00
6000-00-00	Interest Income	435.17	2.31			437.48
	Total Other Accounts	20,401.33	138.21	0.00	0.00	20,539.54

ACCOUNT ANALYSIS REPORT - SUMMARY

Date Range: 7/1/2020 through 12/31/2020

Account Range: ALL

ACCOUNT # AND DESCRIPTION		BEG BALANCE	INCOME	EXPENSE	TRANSFERS	BALANCE
Cash Accounts						
1000-00-10	Harris - Checking	171,423.48	69,503.36	31,115.83		209,811.01
	Total Cash Accounts	171,423.48	69,503.36	31,115.83	0.00	209,811.01
Other Accounts						
1000-10-10	Banking Corrections	0.00				0.00
2000-10-00	Student Council	649.37				649.37
2009-00-00	Class of 2009	0.00				0.00
2010-00-00	Class of 2010	0.00				0.00
2011-00-00	Class of 2011	0.00				0.00
2012-00-00	Class of 2012	0.00				0.00
2013-00-00	Class of 2013	0.00				0.00
2014-00-00	Class of 2014	0.00				0.00
2014-10-00	Homecoming	16,413.78				16,413.78
2015-00-00	Class of 2015	0.00				0.00
2015-10-10	Class of 2015 Statue Maintenan	69.26				69.26
2016-00-00	Class of 2016-Inactive	0.00				0.00
2017-00-00	Class of 2017	0.00				0.00
2018-00-00	Class of 2018	0.00				0.00
2019-00-00	Class of 2019	0.00				0.00
2020-00-00	Class of 2020	1,006.75	1,056.00			2,062.75
2021-00-00	Class of 2021	2,812.79				2,812.79
2022-00-00	Class of 2022	651.08				651.08
2023-00-00	Class of 2023	2,735.25	302.15			3,037.40
2024-00-00	Class of 2024	0.00	781.49			781.49
2110-10-00	Band	192.56				192.56
2112-00-00	Tri M (Modern Music Masters)	5.23				5.23
2113-10-00	Music Yearly Trip-Inactive	0.00				0.00
2140-10-00	Chorus	1,646.02		25.49		1,620.53
2141-10-00	Market Day/Music Dept	0.00				0.00
2150-30-00	Musical	1,614.86	110.79	1,649.00		76.65
2151-10-00	Music Student Tour Account	3,019.84				3,019.84
2151-10-10	Music Trip-Inactive	0.00				0.00
2155-10-00	Orchestra	454.38				454.38
2156-10-00	Prom - Junior Class	5,428.11	100.00			5,528.11
2156-10-10	Winter Dance-Inactive	0.00				0.00
2220-10-00	Art Club	2,294.01				2,294.01
2225-10-00	Black Student Alliance	0.00	6,000.00			6,000.00
2230-10-00	Debate Team	124.55	1,540.00	777.00		887.55
2240-10-00	Drama Club	9,404.35				9,404.35
2250-10-10	GSA Club	96.25				96.25
2260-10-00	Industrial Arts	1,609.62				1,609.62
2265-10-00	Environmental Club/Med Careers	0.00				0.00
2276-10-00	Field Trips	2.00				2.00
2280-10-00	Fishing Club	455.69				455.69
2320-10-00	German Club	206.94				206.94
2330-10-00	Foreign Language	180.71				180.71
2330-20-00	French Club	443.53				443.53
2340-10-00	Spanish Club	66.00				66.00
2350-10-00	Language Arts Field Trips	808.00				808.00
2390-10-00	National Honor Society	578.99	3,205.29	240.00		3,544.28
2390-20-00	Robotics	100.91				100.91
2391-10-00	AVID	7,370.14				7,370.14
2393-10-00	PBIS	421.87				421.87
2393-20-00	Coffee Shop - PBIS-Inactive	0.00				0.00

ACCOUNT ANALYSIS REPORT - SUMMARY

Date Range: 7/1/2020 through 12/31/2020

Account Range: ALL

ACCOUNT # AND DESCRIPTION		BEG BALANCE	INCOME	EXPENSE	TRANSFERS	BALANCE
2410-00-00	Math Team	71.00				71.00
2461-00-00	WHIPLASH-Inactive	0.00				0.00
2480-10-00	Yearbook	153.16		55.00		98.16
2499-30-00	School Store	306.10				306.10
2590-40-00	Relay for Life	3,114.09				3,114.09
2618-10-10	Operation Click	1,064.80				1,064.80
2618-40-00	Paws for Cause-Inactive	0.00				0.00
2630-10-00	Ski Club-Inactive	0.00				0.00
2644-10-00	Co-Op	5,054.21	30.00			5,084.21
2645-10-00	Fellowship of Christian Athlet	0.00				0.00
2647-10-00	FACS	284.94				284.94
2650-00-00	FFA-Inactive	0.00				0.00
2655-00-00	Literary Magazine	366.68				366.68
2670-10-00	Scholastic Bowl	26.59				26.59
2671-00-00	Science	1,987.57				1,987.57
2680-10-00	Marketing Class	1,202.65				1,202.65
2685-00-00	Target Edu	211.77				211.77
2686-00-00	Woodshop	140.00				140.00
2700-10-10	Theater Fest	0.00				0.00
3100-20-20	Baseball	11,938.72		240.00		11,698.72
3150-20-10	Softball	602.64				602.64
3200-20-10	Girls Basketball	5,594.44	2,060.00	3,401.00		4,253.44
3200-20-20	Boys Basketball	5,428.21		240.00		5,188.21
3250-20-10	Poms	1,126.32	14,185.51	11,318.70		3,993.13
3300-10-00	Dodgeball-Inactive	0.00				0.00
3300-20-10	Girls Soccer	4,685.03	890.00			5,575.03
3300-20-20	Boys Soccer	616.01				616.01
3350-20-10	Cheerleading	3,723.03	8,047.00	3,851.60		7,918.43
3400-20-10	Girls Tennis	44.86				44.86
3400-20-20	Boys Tennis	1,082.99	1,055.00	990.00		1,147.99
3500-20-10	Girls Track & Field	1,104.70		239.97		864.73
3500-20-20	Boys Track	1,544.52				1,544.52
3600-20-10	Boys Golf	178.06	4,850.00		(480.00)	4,548.06
3600-20-20	Girls Golf	33.44	3,160.00	1,170.89	480.00	2,502.55
3610-10-00	Boys Lacrosse	1,596.00				1,596.00
3610-20-00	Girls LaCrosse	1,149.00				1,149.00
3700-20-10	Football	9,326.36		911.58		8,414.78
3700-30-10	Powder Puff	0.00				0.00
3800-20-00	Boys and Girls Cross Country	1,559.35		780.00		779.35
3850-20-00	Wrestling	1,727.56				1,727.56
3900-20-00	Volleyball	6,309.31	6,856.80	3,304.00		9,862.11
3990-10-00	Gatorade Fundraiser	908.91		155.00		753.91
4000-30-00	General	4,943.43		205.00		4,738.43
4050-10-00	Principal's Advisory Committee	0.00				0.00
4100-00-00	FVC Leadership	1,229.50				1,229.50
4150-00-00	Teacher Grants	22.50				22.50
4200-00-00	Veteran Memorial Freedom Wall	0.00				0.00
4210-10-00	Rachel's Challenge	20.00				20.00
4220-00-00	D300 Speaks	219.52				219.52
4300-20-00	Sunshine	92.70				92.70
4300-30-00	Spiritwear	3.03				3.03
4400-30-00	PE-Inactive	0.00				0.00
4700-10-00	2017 Gene Haas Scholarship	531.79				531.79
4700-10-10	2018 Gene Haas Scholarship	3,808.50				3,808.50
4700-10-20	2019 Gene Haas Scholarship	12,000.00				12,000.00

ACCOUNT ANALYSIS REPORT - SUMMARY

Date Range: 7/1/2020 through 12/31/2020

Account Range: ALL

ACCOUNT # AND DESCRIPTION		BEG BALANCE	INCOME	EXPENSE	TRANSFERS	BALANCE
4700-10-30	2020 Gene Haas Scholarship	0.00	12,000.00			12.000.00
4700-20-00	Dr. Steffen Memorial Fund	0.00				0.00
4700-30-00	Scholarship & Blood Drive	5,500.00	3,250.00			8,750.00
4700-40-00	Drama Club Scholarship	1,850.00				1,850.00
4800-00-00	Guidance	642.52				642.52
4800-10-00	Fundraiser	0.00				0.00
5000-50-50	D300 United	0.00				0.00
6000-00-00	Interest	5,434.13	23.33	1,561.60		3,895.86
Total Other Accounts		171,423.48	69,503.36	31,115.83	0.00	209,811.01

ACCOUNT ANALYSIS REPORT - SUMMARY

Date Range: 7/1/2020 through 12/31/2020

Account Range: ALL

ACCOUNT # AND DESCRIPTION	BEG BALANCE	INCOME	EXPENSE	TRANSFERS	BALANCE
Cash Accounts					
1000-00-10 Harris - Checking	60,589.11	6,838.92	43.00		67,385.03
Total Cash Accounts	60,589.11	6,838.92	43.00	0.00	67,385.03
Other Accounts					
2001-10-00 Student Council - MS	848.81				848.81
2016-00-00 Class of 2016-Inactive	0.00				0.00
2017-00-00 Class of 2017-Inactive	0.00				0.00
2018-00-00 Class of 2018-Inactive	0.00				0.00
2019-00-00 Class of 2019-Inactive	0.00				0.00
2020-00-00 Class of 2020-Inactive	0.00				0.00
2021-00-00 Class of 2021-Inactive	0.00				0.00
2022-00-00 Class of 2022-Inactive	0.00				0.00
2023-00-00 Class of 2023-Inactive	0.00				0.00
2024-00-00 Class of 2024	0.00				0.00
2025-00-00 Class of 2025	856.43	2,976.80			3,833.23
2026-00-00 Class of 2026	6,962.59	200.00			7,162.59
2027-00-00 Class of 2027	0.00	969.97			969.97
206A-10-10 Grade 6 White-Inactive	0.00				0.00
206B-10-10 Grade 6 Purple-Inactive	0.00				0.00
207A-10-10 Grade 7 White-Inactive	0.00				0.00
207B-10-10 Grade 7 Purple-Inactive	0.00				0.00
208A-10-10 Grade 8 White-Inactive	0.00				0.00
208B-10-10 Grade 8 Purple-Inactive	0.00				0.00
2111-00-00 Music Field Trip Account	2,870.02		25.00		2,845.02
2112-00-00 Band-Orh-Choir Fund-Inactive	0.00				0.00
2114-10-00 Band - MS	83.65				83.65
2120-10-00 Drama Club	11,264.11				11,264.11
2140-10-00 Chorus	2,701.09				2,701.09
2155-10-00 MS Orchestra	2,899.65		8.00		2,891.65
2210-00-00 Cafe 10A	321.87				321.87
2221-10-00 Art - MS	207.10				207.10
2230-10-00 Beta Club	2,342.46				2,342.46
2330-10-00 Yearlong Spanish	23.96				23.96
2361-10-24 Washington DC Class of 2024	273.40				273.40
2361-10-25 Washington DC Class of 2025	2,456.21				2,456.21
2391-10-00 AVID	5,777.07	1,878.59			7,655.66
2560-30-00 Library	2,340.98				2,340.98
2590-40-00 Relay for Life	0.00				0.00
2618-30-00 Random Act of Kindness - MS	314.22				314.22
2631-10-18 Washington DC 2018-Inactive	0.00				0.00
2631-10-19 Washington DC 2019-Inactive	0.00				0.00
2631-10-20 Washington DC 2020-Inactive	0.00				0.00
2631-10-21 Washington DC 2021-Inactive	0.00				0.00
2631-10-22 Washington DC 2022-Inactive	0.00				0.00
2631-10-23 Washington DC 2023-Inactive	0.00				0.00
2635-10-00 Snowflake - Snowball	430.96	280.00			710.96
2666-00-00 MS Science	739.88				739.88
2667-00-00 MS Sports	344.19				344.19
2669-00-00 MS Yearbook	5,169.89	25.00			5,194.89
2676-30-00 Washington DC 2016-Inactive	0.00				0.00
2676-30-17 Washington DC 2017-Inactive	0.00				0.00
2699-10-00 Whip-Pur Bucks	162.61				162.61
3351-20-10 Cheerleading - MS	165.83				165.83
3850-20-00 Wrestling	0.00				0.00

ACCOUNT ANALYSIS REPORT - SUMMARY

Date Range: 7/1/2020 through 12/31/2020

Account Range: ALL

ACCOUNT # AND DESCRIPTION		BEG BALANCE	INCOME	EXPENSE	TRANSFERS	BALANCE
3901-20-00	Volleyball - MS	0.00				0.00
4100-30-00	General	580.79				580.79
4200-10-10	MS PE	6,306.50	500.00			6,806.50
4250-30-00	Student Activity	3,797.03		10.00		3,787.03
5000-10-00	Kane County Cougars Outing	0.00				0.00
5000-50-50	D300 United	0.00				0.00
6000-00-00	Interest	347.81	8.56			356.37
Total Other Accounts		60,589.11	6,838.92	43.00	0.00	67,385.03

ACCOUNT ANALYSIS REPORT - SUMMARY

Date Range: 7/1/2020 through 12/31/2020

Account Range: ALL

ACCOUNT # AND DESCRIPTION		BEG BALANCE	INCOME	EXPENSE	TRANSFERS	BALANCE
Cash Accounts						
1000-00-00	Algonquin State Bank	0.00				0.00
1000-00-10	Harris - Checking	171,788.57	15,779.18	11,632.44		175,935.31
	Total Cash Accounts	171,788.57	15,779.18	11,632.44	0.00	175,935.31
Other Accounts						
1000-10-10	Banking Corrections	0.00				0.00
2000-10-00	Student Council	19,693.05	2,650.00	175.00	271.00	22,439.05
2010-00-00	Class of 2010	0.00				0.00
2011-00-00	Class of 2011	0.00				0.00
2012-00-00	Class of 2012	0.00				0.00
2013-00-00	Class of 2013	0.00				0.00
2014-00-00	Class of 2014	0.00				0.00
2015-00-00	Class of 2015	0.00				0.00
2016-00-00	Class of 2016	156.84				156.84
2017-00-00	Class of 2017	0.00				0.00
2018-00-00	Class of 2018	38.22				38.22
2019-00-00	Class of 2019	1,965.93				1,965.93
2020-00-00	Class of 2020	9,701.33	42.00	5,835.00		3,908.33
2021-00-00	Class of 2021	3,512.14	3,369.43	1,970.34	(171.00)	4,740.23
2022-00-00	Class of 2022	3,357.97				3,357.97
2023-00-00	Class of 2023	265.00	604.27			869.27
2024-00-00	Class of 2024	0.00	936.12			936.12
2110-00-10	Prom	4,636.29				4,636.29
2110-10-00	Band	4.51				4.51
2120-10-00	Drama Club	4,391.14				4,391.14
2140-10-00	Choral	1,490.00	900.00			2,390.00
2150-30-00	Musical	281.31				281.31
2151-10-00	Tri-M	659.00				659.00
2151-10-10	Music Industry Club- MIC	822.65				822.65
2155-10-00	Orchestra	112.45				112.45
2210-10-00	Activist Club	85.88				85.88
2220-10-00	Art Club	1,850.87				1,850.87
2230-00-00	Black Allegiance Club	33.00				33.00
2249-10-00	Business Club	0.00				0.00
2251-20-00	Anime Club	0.00				0.00
2253-10-00	Conservation	809.01				809.01
2254-10-00	Woodshop	0.00				0.00
2256-10-00	DECA-CO-OP / CWE	10.73				10.73
2257-10-00	Paranormal Club	0.00				0.00
2258-10-00	Engineering Club	161.85				161.85
2259-10-00	Film Production	203.00				203.00
2263-10-00	Interact Club	3,964.98	45.89	40.00		3,970.87
2276-10-00	Field Trips	582.52				582.52
2281-10-00	Gold Rush	68.66				68.66
2310-10-00	French Club	251.80				251.80
2320-10-00	German Club	282.64				282.64
2330-10-00	Spanish Club	194.44				194.44
2330-20-00	World Language Department	1,460.88				1,460.88
2330-30-00	Spanish	0.00				0.00
2340-10-10	Key Club	1,172.66	637.19	130.32	(100.00)	1,579.53
2370-10-00	FCCLA	79.42				79.42
2375-10-00	Literacy Magazine	342.00				342.00
2380-10-00	Newspaper	1,649.10				1,649.10
2390-10-00	National Honor Society	2,614.00	5,626.40	97.60		8,142.80

ACCOUNT ANALYSIS REPORT - SUMMARY

Date Range: 7/1/2020 through 12/31/2020

Account Range: ALL

ACCOUNT # AND DESCRIPTION		BEG BALANCE	INCOME	EXPENSE	TRANSFERS	BALANCE
2391-10-00	AVID	4,658.82				4,658.82
2393-10-00	PBIS	655.19				655.19
2399-00-00	Eagle Pride Advisory-Inactive	0.00				0.00
2400-10-00	Peer Mediation/SADD	202.95				202.95
2405-10-00	Debate Team	6,853.97	450.00	2,017.53		5,286.44
2406-10-00	DJ (Entertainment) Club	1,483.66				1,483.66
2408-10-00	GSA (Gay Straight Alliannce)	260.30	32.56			292.86
2410-10-00	Knitting Club	20.00				20.00
2415-10-00	Science Club	1,732.87				1,732.87
2480-10-00	Yearbook	0.00				0.00
2580-10-00	Care For Cure	0.00				0.00
2590-40-00	Relay for Life	122.51				122.51
2618-10-00	JSI	933.03				933.03
2618-10-10	Operation Click	0.00				0.00
2618-30-00	Green Eagles	1,723.10		150.00		1,573.10
2618-30-10	High School Against Cancer	25.35				25.35
2630-10-00	Ski Club	510.00				510.00
2650-10-00	Bass Fishing Club	0.00				0.00
2660-10-00	Ping Pong Club	0.00				0.00
3000-10-00	Special Olympics	3,173.36				3,173.36
3001-00-00	Student Athletic Council	3,007.35				3,007.35
3100-20-20	Baseball	9,267.29		328.50		8,938.79
3150-20-10	Softball	10,867.63	142.00			11,009.63
3200-20-10	Girls Basketball	618.47	200.00			818.47
3200-20-20	Boys Basketball	314.83		148.50		166.33
3210-20-10	Bowling	408.92				408.92
3225-20-10	Ultimate Frisbee	0.00				0.00
3250-20-10	Dance Team	3,320.51				3,320.51
3275-00-00	Math Team	798.27				798.27
3300-20-10	Girls Soccer	1,106.99				1,106.99
3300-20-20	Boys Soccer	1,933.44				1,933.44
3350-20-10	Cheerleaders	6,211.26				6,211.26
3400-20-10	Girls Tennis	483.84				483.84
3400-20-20	Boys Tennis	3,309.64		630.00		2,679.64
3450-20-10	Girls Swimming	501.51				501.51
3450-20-20	Boys Swimming	97.47				97.47
3500-20-10	Girls Track & Field	26.67	110.00	109.65		27.02
3500-20-20	Boys Track	2,606.27				2,606.27
3600-20-10	Girls Golf	263.00				263.00
3600-20-20	Boys Golf	47.88				47.88
3650-20-10	Boys Lacrosse	0.00				0.00
3700-20-10	Football	2,341.53				2,341.53
3800-20-00	Cross Country	137.89				137.89
3840-20-00	Power Lifting	0.00				0.00
3850-20-00	Wrestling	3,020.93				3,020.93
3900-20-00	Volleyball	7,306.92				7,306.92
4100-30-00	General	947.74				947.74
4110-10-00	Eagle Minds Matter	1,236.76				1,236.76
4200-10-00	Eagle's Wings Food Pantry	11,449.75				11,449.75
4300-30-00	Faculty Fund	0.00				0.00
4300-30-10	Eagle Pride Advisory Committee	295.75				295.75
4800-00-00	Guidance	0.00				0.00
5000-50-50	D300 United	0.00				0.00
6000-00-00	Interest	10,599.68	33.32			10,633.00

ACCOUNT ANALYSIS REPORT - SUMMARY

Date Range: 7/1/2020 through 12/31/2020

Account Range: ALL

ACCOUNT # AND DESCRIPTION	BEG BALANCE	INCOME	EXPENSE	TRANSFERS	BALANCE
Total Other Accounts	171,788.57	15,779.18	11,632.44	0.00	175,935.31

ACCOUNT ANALYSIS REPORT - SUMMARY

Date Range: 7/1/2020 through 12/31/2020

Account Range: ALL

ACCOUNT # AND DESCRIPTION		BEG BALANCE	INCOME	EXPENSE	TRANSFERS	BALANCE
Cash Accounts						
1000-00-10	Harris - Checking	6,375.58	552.43	1,093.48		5,834.53
	Total Cash Accounts	6,375.58	552.43	1,093.48	0.00	5,834.53
Other Accounts						
2019-00-00	Class of 2019 - Inactive	0.00				0.00
2020-00-00	Class of 2020 - Inactive	0.00				0.00
2021-00-00	Class of 2021 - Inactive	0.00				0.00
2022-00-00	Class of 2022 - Inactive	0.00				0.00
2023-00-00	Class of 2023 - Inactive	0.00				0.00
2024-00-00	Class of 2024 - Inactive	0.00				0.00
2025-00-00	Class of 2025 - Inactive	0.00				0.00
2026-00-00	Class of 2026 - Inactive	0.00				0.00
2027-00-00	Class of 2027	105.00				105.00
2028-00-00	Class of 2028	0.00				0.00
2029-00-00	Class of 2029	263.84				263.84
2030-00-00	Class of 2030	54.12				54.12
2031-00-00	Class of 2031	0.00				0.00
2032-00-00	Class of 2032	5.00				5.00
2033-00-00	Class of 2033	0.00				0.00
2590-40-00	Relay for Life	1,031.08		1,031.08		0.00
2631-10-00	Field Trip Grant Funds	94.47				94.47
3010-00-00	PE Club	979.88				979.88
3020-10-00	Leopards Chorus Club	1,837.67				1,837.67
3030-10-00	Band and Orchestra	109.50				109.50
3030-20-00	ILMEA	0.00				0.00
4100-30-00	Principal Discretionary Fund	1,509.14				1,509.14
4100-30-10	Water - Inactive	0.00				0.00
4300-30-00	Staff Account	0.00				0.00
4400-10-00	Karen Fitzsimmons Memorial	0.00	490.00			490.00
5010-00-10	Jump Rope for Heart	0.00				0.00
5020-00-00	Ned Show / Yo-yo	0.00				0.00
5030-00-00	Kiva	0.00				0.00
5030-10-00	Heavenly Hats	0.00				0.00
5040-00-00	Kane County Cougars Reading	0.00				0.00
5900-00-00	Miscellanous	49.06	62.20	62.40		48.86
6000-00-00	Interest Income	336.82	0.23			337.05
	Total Other Accounts	6,375.58	552.43	1,093.48	0.00	5,834.53

ACCOUNT ANALYSIS REPORT - SUMMARY

Date Range: 7/1/2020 through 12/31/2020

Account Range: ALL

ACCOUNT # AND DESCRIPTION		BEG BALANCE	INCOME	EXPENSE	TRANSFERS	BALANCE
Cash Accounts						
1000-00-10	Harris - Checking	20,516.65	2.34	40.94		20,478.05
	Total Cash Accounts	20,516.65	2.34	40.94	0.00	20,478.05
Other Accounts						
2001-10-10	PBIS (Student Council)	3,246.25				3,246.25
2016-00-30	Class of 2016- TO BE DELETED	0.00				0.00
2017-00-00	Class of 2017 TO BE DELETED	0.00				0.00
2018-00-00	Class of 2018-TO BE DELETED	0.00				0.00
2019-00-00	Class of 2019-TO BE DELETED	0.00				0.00
2020-00-00	Class of 2020 TO BE DELETED	0.00				0.00
2021-00-00	Class of 2021	0.00				0.00
2022-00-00	Class of 2022	0.00				0.00
2023-00-00	Class of 2023	0.15				0.15
2024-00-00	Class of 2024	0.00				0.00
2025-00-00	Class of 2025	0.00				0.00
2026-00-00	Class of 2026	0.00				0.00
2027-00-00	Class of 2027 - Fifth	0.00				0.00
2028-00-00	Class of 2028 - Fourth	626.14				626.14
2029-00-00	Class of 2029 - Third	1,013.23				1,013.23
2030-00-00	Class of 2030 - Second	1,036.80				1,036.80
2031-00-00	Class of 2031 - First	1,889.95				1,889.95
2032-00-00	Class of 2032 - Kindergarten	1,637.25				1,637.25
2033-00-00	Class of 2033 - PreK	297.00				297.00
2110-10-00	Band	16.70				16.70
2151-10-00	Music Club	5,647.43				5,647.43
2230-10-00	Beta Club	42.46				42.46
2270-10-00	Earth Club	754.19				754.19
2590-40-00	Relay for Life	0.00				0.00
2617-00-00	DareTo Be Rare - Inactive	0.00				0.00
2617-10-00	Man In Demand & Dare to be Rar	778.25				778.25
2618-30-00	Families in Need	160.41				160.41
2657-00-00	Family Night-Math Night	523.66				523.66
2657-10-00	Family Night-Reading Night	1,443.51				1,443.51
4100-30-00	Miscellaneous/General	92.68				92.68
4250-30-00	Student Incentive - Inactive	0.00				0.00
4300-30-00	Sunshine Fund	390.75		40.94		349.81
6000-00-00	Interest Income	919.84	2.34			922.18
	Total Other Accounts	20,516.65	2.34	40.94	0.00	20,478.05

ACCOUNT ANALYSIS REPORT - SUMMARY

Date Range: 7/1/2020 through 12/31/2020

Account Range: ALL

ACCOUNT # AND DESCRIPTION	BEG BALANCE	INCOME	EXPENSE	TRANSFERS	BALANCE
Cash Accounts					
1000-00-00 DO NOT USE	0.00				0.00
1000-00-10 Harris - Checking	2,902.08	60.06			2,962.14
Total Cash Accounts	2,902.08	60.06	0.00	0.00	2,962.14
Other Accounts					
2018-00-00 Class of 2018-Inactive	0.00				0.00
2019-00-00 Class of 2019-Inactive	0.00				0.00
2020-00-00 Class of 2020-Inactive	0.00				0.00
2021-00-00 Class of 2021-Inactive	0.00				0.00
2022-00-00 Class of 2022-Inactive	0.00				0.00
2023-00-00 Class of 2023-Inactive	0.00				0.00
2024-00-00 Class of 2024-Inactive	0.00				0.00
2025-00-00 Class of 2025-Inactive	0.00				0.00
2026-00-00 Class of 2026-Inactive	0.00				0.00
2027-00-00 Class of 2027	2.00			(2.00)	0.00
2028-00-00 Class of 2028	40.00				40.00
2029-00-00 Class of 2029	31.49				31.49
2030-00-00 Class of 2030	282.29				282.29
2031-00-00 Class of 2031	67.16				67.16
2032-00-00 Class of 2032	17.00				17.00
2033-00-00 Class of 2033	0.00				0.00
2034-00-00 Class of 2034	0.00				0.00
205A-00-00 5th Grade - A	0.00				0.00
2276-10-00 Field Trips	100.97				100.97
2482-10-00 Yearbook	219.98	60.00			279.98
2590-40-00 Relay for Life	65.50				65.50
2618-40-00 Disaster Relief	0.00				0.00
4100-30-00 General	1,128.87			2.00	1,130.87
4200-00-00 Liberty Chorus	19.70				19.70
4300-10-00 Jump Rope For Heart	0.00				0.00
4400-00-00 Reach for the Stars	0.00				0.00
5000-10-00 Student Assistance Account	725.98				725.98
6000-00-00 Interest Income	201.14	0.06			201.20
Total Other Accounts	2,902.08	60.06	0.00	0.00	2,962.14

ACCOUNT ANALYSIS REPORT - SUMMARY

Date Range: 7/1/2020 through 12/31/2020

Account Range: ALL

ACCOUNT # AND DESCRIPTION	BEG BALANCE	INCOME	EXPENSE	TRANSFERS	BALANCE
Cash Accounts					
1000-00-10 Harris - Checking	3,815.29	1,086.62	966.50		3,935.41
Total Cash Accounts	3,815.29	1,086.62	966.50	0.00	3,935.41
Other Accounts					
200M-00-00 Special Ed - A	0.00				0.00
200N-00-00 Special Ed-B	0.00				0.00
2016-00-00 Class of 2016	0.00				0.00
2017-00-00 Class of 2017	0.00				0.00
2018-00-00 Class of 2018	0.00				0.00
2019-00-00 Class of 2019	0.00				0.00
2020-00-00 Class of 2020	0.00				0.00
2021-00-00 Class of 2021	0.00				0.00
2022-00-00 Class of 2022	0.00				0.00
2023-00-00 Class of 2023	0.00				0.00
2024-00-00 Class of 2024	0.00				0.00
2025-00-00 Class of 2025	43.50				43.50
2026-00-00 Class of 2026	0.00				0.00
2027-00-00 Class of 2027	0.00				0.00
2028-00-00 Class of 2028	0.00				0.00
2029-00-00 Class of 2029	4.35				4.35
2030-00-00 Class of 2030	0.00				0.00
2031-00-00 Class of 2031	0.00	80.00			80.00
2032-00-00 Class of 2032	0.00				0.00
2033-00-00 Class of 2033	0.00				0.00
2151-10-00 Music Dept.	0.00				0.00
2510-00-00 Scholastic Book Fair/Follett	73.67				73.67
2560-30-00 Library Books	0.00				0.00
2590-40-00 Relay for Life	0.00				0.00
3100-00-00 Yearbook	1,293.82	40.00			1,333.82
4100-00-00 Artworks Program	2,000.00				2,000.00
4100-20-00 Book Club	0.00				0.00
4100-30-00 General	272.64	124.50	124.50		272.64
4250-30-00 Student Activity-Inactive	0.00				0.00
4300-10-00 Staff Spiritwear	14.44				14.44
4300-20-00 Sunshine	0.00	842.00	842.00		0.00
6000-00-00 Interest Income	112.87	0.12			112.99
6010-10-00 Bank Errors - Reconciling Item	0.00				0.00
Total Other Accounts	3,815.29	1,086.62	966.50	0.00	3,935.41

ACCOUNT ANALYSIS REPORT - SUMMARY

Date Range: 7/1/2020 through 12/31/2020

Account Range: ALL

ACCOUNT # AND DESCRIPTION	BEG BALANCE	INCOME	EXPENSE	TRANSFERS	BALANCE
Cash Accounts					
1000-00-10 Harris - Checking	3,841.56	0.12			3,841.68
Total Cash Accounts	3,841.56	0.12	0.00	0.00	3,841.68
Other Accounts					
2021-00-00 Class of 2021	0.00				0.00
2022-00-00 Class of 2022	0.00				0.00
2023-00-00 Class of 2023	0.00				0.00
2024-00-00 Class of 2024	0.00				0.00
2025-00-00 Class of 2025	0.00				0.00
2026-00-00 Class of 2026	0.00				0.00
2027-00-00 Class of 2027	0.00				0.00
2028-00-00 Class of 2028	28.00				28.00
2590-30-00 Girls on the Run	69.01				69.01
2590-40-00 Relay for Life	1,367.00				1,367.00
2600-10-00 Robert Chaney	0.00				0.00
3000-10-00 McDonald Fundraiser	0.00				0.00
4100-30-00 General	428.71				428.71
4250-20-00 Student Spiritwear	0.00				0.00
4250-30-00 Staff Spirit Wear	5.51				5.51
4300-30-00 Social Fund	840.02				840.02
4400-10-00 Scholastic Book Fair	0.00				0.00
4400-20-00 Follett Book Fair	0.00				0.00
4400-30-00 Anderson's Book Fair	45.54				45.54
5000-10-00 Yearbook	912.58				912.58
6000-00-00 Interest Income	145.19	0.12			145.31
Total Other Accounts	3,841.56	0.12	0.00	0.00	3,841.68

ACCOUNT ANALYSIS REPORT - SUMMARY

Date Range: 7/1/2020 through 12/31/2020

Account Range: ALL

ACCOUNT # AND DESCRIPTION	BEG BALANCE	INCOME	EXPENSE	TRANSFERS	BALANCE
Cash Accounts					
1000-00-10 Harris - Checking	2,967.60	8.12			2,975.72
Total Cash Accounts	2,967.60	8.12	0.00	0.00	2,975.72
Other Accounts					
2018-00-00 Class of 2018-Inactive	0.00				0.00
2019-00-00 Class of 2019-Inactive	0.00				0.00
2020-00-00 Class of 2020-Inactive	0.00				0.00
2021-00-00 Class of 2021-Inactive	0.00				0.00
2022-00-00 Class of 2022-Inactive	0.00				0.00
2023-00-00 Class of 2023-Inactive	0.00				0.00
2024-00-00 Class of 2024-Inactive	0.00				0.00
2025-00-00 Class of 2025-Inactive	0.00				0.00
2025-10-00 Class of 2025-LEAP	0.00				0.00
2026-00-00 Class of 2026-Inactive	0.03			(0.03)	0.00
2027-00-00 Class of 2027-Inactive	0.00				0.00
2028-00-00 Class of 2028	27.24				27.24
2029-00-00 Class of 2029	499.19	8.00			507.19
2030-00-00 Class of 2030	0.10				0.10
2031-00-00 Class of 2031	245.90				245.90
2032-00-00 Class of 2032	192.00				192.00
2033-00-00 Class of 2033	0.00				0.00
20CC-00-00 Cross Categorical Class	0.00				0.00
2151-10-00 Choir	0.00				0.00
2160-00-00 Literacy	157.55				157.55
2560-30-00 Media	566.89				566.89
2590-40-00 Relay for Life	0.00				0.00
3000-20-00 After School Rec	1.00				1.00
3500-10-00 PBIS	603.90				603.90
3500-20-00 Student Council	265.80				265.80
4100-30-00 General	215.54	0.12		0.03	215.69
4200-00-00 Staff Casual Charity-Inactive	0.00				0.00
5000-50-50 D300 United	0.00				0.00
5100-10-00 Neubert Social Committee	159.23				159.23
6000-00-00 Interest Income	33.23				33.23
Total Other Accounts	2,967.60	8.12	0.00	0.00	2,975.72

ACCOUNT ANALYSIS REPORT - SUMMARY

Date Range: 7/1/2020 through 12/31/2020

Account Range: ALL

ACCOUNT # AND DESCRIPTION	BEG BALANCE	INCOME	EXPENSE	TRANSFERS	BALANCE
Cash Accounts					
1000-00-10 Harris - Checking	2,855.97	0.06			2,856.03
Total Cash Accounts	2,855.97	0.06	0.00	0.00	2,856.03
Other Accounts					
2000-30-00 Student Council	0.00				0.00
200A-00-00 Kindergarten-Inactive	0.00				0.00
200M-00-00 Special ED - Instruct. Primary	0.00				0.00
2020-00-00 Class of 2020	0.00				0.00
2021-00-00 Class of 2021	0.00				0.00
2022-00-00 Class of 2022	0.00				0.00
2023-00-00 Class of 2023	0.00				0.00
2024-00-00 Class of 2024	0.00				0.00
2025-00-00 Class of 2025	0.00				0.00
2026-00-00 Class of 2026	0.00				0.00
2027-00-00 Class of 2027	0.00				0.00
2028-00-00 Class of 2028	0.00				0.00
2029-00-00 Class of 2029	0.00				0.00
2030-00-00 Class of 2030	117.00				117.00
2031-00-00 Class of 2031	0.00				0.00
2590-40-00 Relay for Life	1,248.02				1,248.02
2618-40-10 Jump Rope for Heart	0.00				0.00
4100-00-00 PBIS	341.00				341.00
4150-00-00 Math Night	108.00				108.00
4200-00-00 Picture Comm Misc-Inactive	0.00				0.00
4260-00-00 Playground Funds	0.00				0.00
4300-00-00 General Fund	681.21				681.21
5010-00-00 School Fundraisers	0.00				0.00
5020-10-00 Tiger Fundraiser	0.00				0.00
5030-10-00 School Store	269.06				269.06
5500-00-00 Staff Social Account	1.36				1.36
6000-00-00 Interest Income	90.32	0.06			90.38
Total Other Accounts	2,855.97	0.06	0.00	0.00	2,856.03

ACCOUNT ANALYSIS REPORT - SUMMARY

Date Range: 7/1/2020 through 12/31/2020

Account Range: ALL

ACCOUNT # AND DESCRIPTION		BEG BALANCE	INCOME	EXPENSE	TRANSFERS	BALANCE
Cash Accounts						
1000-00-10	Harris - Checking	6,842.51	1,755.28	648.95		7,948.84
	Total Cash Accounts	6,842.51	1,755.28	648.95	0.00	7,948.84
Other Accounts						
2014-10-00	Kindergarten Grade Level Funds	576.89				576.89
2014-10-01	1st Grade Level Funds	190.01				190.01
2014-10-02	2nd Grade Level Funds	2.32				2.32
2014-10-03	3rd Grade Level Funds	184.56				184.56
2014-10-04	4th Grade Level Funds	1,179.19		30.00		1,149.19
2014-10-05	5th Grade Level Funds	911.00				911.00
2014-10-06	Preschool Grade Level Funds	28.00			(28.00)	0.00
2017-00-00	Class of 2017 - Inactive	0.00				0.00
2020-00-00	Class of 2020 - Inactive	0.00				0.00
2021-00-00	Class of 2021 - Inactive	0.00				0.00
2022-00-00	Class of 2022 - Inactive	0.00				0.00
2023-00-00	Class of 2023 - Inactive	0.00				0.00
2024-00-00	Class of 2024 - Inactive	0.00				0.00
2025-00-00	Class of 2025 - Inactive	0.00				0.00
2026-00-00	Class of 2026 - Inactive	0.00				0.00
2027-00-00	Class of 2027 - Inactive	0.00				0.00
2028-00-00	Class of 2028	109.90				109.90
2029-00-00	Class of 2029	0.45				0.45
2030-00-00	Class of 2030	20.00				20.00
2031-00-00	Class of 2031	0.00				0.00
2032-00-00	Class of 2032	88.00				88.00
2033-00-00	Class of 2033	0.00				0.00
2151-10-00	Music Dept.	0.00				0.00
2152-10-00	Choir	0.00				0.00
2590-40-00	Relay for Life	30.62				30.62
3010-00-00	We Act Fundraiser	806.69				806.69
3100-00-00	Spiritwear (PBIS)	746.15	55.00			801.15
3200-00-00	Media Center	91.70				91.70
3300-10-00	Student Council	158.18				158.18
3310-10-00	Girls On The Run	337.00				337.00
3350-00-00	Kane County Cougars Grant	0.00	1,000.00	27.13		972.87
4100-30-00	General	130.30	0.28		28.00	158.58
4200-00-00	Perry Teacher Social Account	926.90	700.00	591.82		1,035.08
4300-00-00	Retired Teacher Fund	324.65				324.65
6000-00-00	Interest Income	0.00				0.00
	Total Other Accounts	6,842.51	1,755.28	648.95	0.00	7,948.84

ACCOUNT ANALYSIS REPORT - SUMMARY

Date Range: 7/1/2020 through 12/31/2020

Account Range: ALL

ACCOUNT # AND DESCRIPTION	BEG BALANCE	INCOME	EXPENSE	TRANSFERS	BALANCE
Cash Accounts					
1000-00-10 Harris - Checking	1,509.48	19.00	505.16		1,023.32
Total Cash Accounts	1,509.48	19.00	505.16	0.00	1,023.32
Other Accounts					
2019-00-00 Class of 2019	0.00				0.00
201A-00-00 1st Grade	0.00				0.00
2020-00-00 Class of 2020	0.00				0.00
2021-00-00 Class of 2021	0.00				0.00
2022-00-00 Class of 2022	0.00				0.00
2023-00-00 Class of 2023	0.00				0.00
2024-00-00 Class of 2024	0.00				0.00
2025-00-00 Class of 2025	0.00				0.00
2026-00-00 Class of 2026	0.00				0.00
2027-00-00 Class of 2027	505.16		505.16		0.00
2028-00-00 Class of 2028 - 5th Grade	80.93				80.93
2029-00-00 Class of 2029 - 4th Grade	645.32				645.32
2030-00-00 Class of 2030 - 3rd Grade	64.77				64.77
2031-00-00 Class of 2031 - 2nd Grade	0.00				0.00
2032-00-00 Class of 2032 - Grade 1	0.00				0.00
2033-00-00 Class of 2033 - Kindergarten	0.00				0.00
2151-10-00 Music Dept./ILMEA	0.00				0.00
2274-10-00 5th Grade Lunch Bunch	0.00				0.00
2275-10-00 5th Grade Outdoor Education	0.00				0.00
2560-30-00 Library - Birthday Books	0.08				0.08
2590-40-00 Relay for Life	0.00				0.00
2590-50-00 Veteran Day's Activity	0.00				0.00
4100-30-00 Principal Discretionary	0.24	19.00			19.24
4250-30-00 Student Activity	0.00				0.00
5000-50-50 D300 United	0.00				0.00
6000-00-00 Interest Income	214.98				214.98
6000-10-00 Bank Related Adjustments	(2.00)				(2.00)
Total Other Accounts	1,509.48	19.00	505.16	0.00	1,023.32

ACCOUNT ANALYSIS REPORT - SUMMARY

Date Range: 7/1/2020 through 12/31/2020

Account Range: ALL

ACCOUNT # AND DESCRIPTION	BEG BALANCE	INCOME	EXPENSE	TRANSFERS	BALANCE
Cash Accounts					
1000-00-10 Harris - Checking	43,029.28	6,563.68	2,565.29		47,027.67
Total Cash Accounts	43,029.28	6,563.68	2,565.29	0.00	47,027.67
Other Accounts					
2000-10-00 Student Council	3,644.46		100.00		3,544.46
200A-00-00 Kindergarten-Inactive	0.00				0.00
2013-00-30 Class of 2013-C-Inactive	0.00				0.00
2014-00-20 Class of 2014-B-Inactive	0.00				0.00
2015-00-10 Class of 2015-A-Inactive	0.00				0.00
2015-00-20 Class of 2015-B-Inactive	0.00				0.00
2016-00-10 Class of 2016-A-Inactive	0.00				0.00
2016-00-20 Class of 2016-B-Inactive	0.00				0.00
2016-00-30 Class of 2016-C-Inactive	0.00				0.00
2017-00-10 Class of 2017-A-Inactive	0.00				0.00
2017-00-20 Class of 2017-B-Inactive	0.00				0.00
2017-00-30 Class of 2017-C-Inactive	0.00				0.00
2018-00-00 Class of 2018A-Inactive	0.00				0.00
2018-00-10 Class of 2018B-Inactive	0.00				0.00
2018-00-20 Class of 2018C-Inactive	0.00				0.00
2019-00-00 Class of 2019-Inactive	0.00				0.00
2019-00-10 Class of 2019A-Inactive	0.00				0.00
2019-00-20 Class of 2019B-Inactive	0.00				0.00
2019-00-30 Class of 2019C-Inactive	0.00				0.00
2020-00-00 Class of 2020-Inactive	0.00				0.00
2020-00-10 Class of 2020A-Inactive	0.00				0.00
2020-00-20 Class of 2020B-Inactive	0.00				0.00
2021-00-00 Class of 2021-Inactive	0.00				0.00
2021-00-10 Class of 2021-A-Inactive	0.00				0.00
2021-00-20 Class of 2021-B-Inactive	0.00				0.00
2022-00-00 Class of 2022-A	0.00				0.00
2022-00-20 Class of 2022-B	0.00				0.00
2023-00-00 Class of 2023-Inactive	0.00				0.00
2023-10-10 Class of 2023-A	0.00				0.00
2023-20-00 Class of 2023-B	0.00				0.00
2024-00-00 Class of 2024-A	65.00		65.00		0.00
2024-00-10 Class of 2024-B	717.24		717.24		0.00
2025-00-00 Class of 2025	0.00				0.00
2025-00-10 Class of 2025-A	267.90			(103.40)	164.50
2025-00-20 Class of 2025-B	48.44			103.40	151.84
2026-00-00 Class of 2026-A	413.58			(144.67)	268.91
2026-10-00 Class of 2026-B	93.79			144.67	238.46
2027-00-00 Class of 2027-A	184.39	577.09	125.25	(380.74)	255.49
2027-10-00 Class of 2027-B	0.00		125.25	380.74	255.49
2028-00-00 Class of 2028	21.23				21.23
2029-00-00 Class of 2029	14.69				14.69
2030-00-00 Class of 2030	464.12				464.12
2031-00-00 Class of 2031	3.00				3.00
2032-00-00 Class of 2032	128.66				128.66
2033-00-00 Class of 2033	0.00				0.00
2034-00-00 Class of 2034	0.00				0.00
2115-00-00 Music - Elementary	750.07				750.07
2150-30-00 Musicals	5,032.56	230.00			5,262.56
2151-10-00 Music Dept.	1,384.80		19.35		1,365.45
2155-10-00 Orchestra-Inactive	0.00				0.00

ACCOUNT ANALYSIS REPORT - SUMMARY

Date Range: 7/1/2020 through 12/31/2020

Account Range: ALL

ACCOUNT # AND DESCRIPTION		BEG BALANCE	INCOME	EXPENSE	TRANSFERS	BALANCE
2160-10-00	Orchestra - Fifth Grade	0.00				0.00
2220-10-00	Art Club	412.02				412.02
2230-10-00	Beta Club	12,588.74	3,830.00	899.00		15,519.74
2276-10-00	Field Trips	534.77				534.77
2340-10-00	Spelling Bee	46.03				46.03
2350-00-00	Battle of the Books	0.00				0.00
2391-10-00	AVID	3,711.03	12.25			3,723.28
2392-10-00	HANDS Club	0.06				0.06
2393-10-00	PBIS Middle School	1,208.20		200.00		1,008.20
2393-20-00	PBIS Elementary	887.95				887.95
2481-10-00	Yearbook - MS	4,578.28	1,017.00	300.00		5,295.28
2482-10-00	Yearbook - ELE	290.51	18.00			308.51
2560-30-00	Birthday Book Club	40.80				40.80
2560-40-00	Library-Book Fair	226.29				226.29
2590-10-00	Boys Basketball Lions Club	0.66				0.66
2590-20-00	Girls Basketball Lions Club	70.22				70.22
2590-40-00	Relay for Life	0.00				0.00
2631-10-00	Washington D.C. Trip-Inactive	0.00				0.00
2640-30-00	Science Fair	512.35				512.35
2660-00-00	Math Club	98.86				98.86
2668-00-00	Track	10.68				10.68
3250-20-10	Poms	653.37				653.37
3251-20-10	Intramural Poms-Inactive	0.00				0.00
3350-20-10	Cheerleading	1,119.60				1,119.60
3351-20-10	Intramural Cheer-Inactive	0.00				0.00
3710-10-00	Ultimate Frisbee-Inactive	0.00				0.00
3830-00-00	Basketball - Girls	0.00				0.00
3840-00-00	Basketball - Boys	0.00				0.00
3850-20-00	Wrestling	142.55				142.55
3900-20-00	Volleyball	0.50				0.50
4100-30-00	General	547.67	124.20	14.20		657.67
4105-30-00	Student Assistance Account	980.32	750.00			1,730.32
4400-30-00	PE - MS	14.52				14.52
4401-30-00	PE - ELE	243.09				243.09
4480-30-00	Barb Dubow Wal-Mart	172.80				172.80
5100-00-00	D300 Honors Band Concert-Inact	0.00				0.00
5200-10-00	Red Cross/Tornado Relief	0.00				0.00
5500-10-00	Bank Correction	0.00				0.00
6000-00-00	Interest Income	703.48	5.14			708.62
Total Other Accounts		43,029.28	6,563.68	2,565.29	0.00	47,027.67

COMMUNITY UNIT SCHOOL DISTRICT NO. 300
BOARD of EDUCATION MEMO

DATE: February 3, 2021

TO: Fred Heid, Superintendent
Board of Education

FROM: Eberto Mora
Executive Director of Human Resources

	Presented at the following Board Meetings:	On:
	Construction/Facility	
	Finance	
	Policy/Legislative	
	School Utilization	
X	**BOE 1st Reading**	2/09/2021
X	**BOE 2nd Reading**	2/23/2021

SUBJECT: 2021-2022 School Year Calendar

Background
Previously, the BOE was presented and approved the 2021-2022 School Year Calendar. On that calendar, the Kane County PD day was identified as Friday, February 25, 2022. Recently, the Kane County ROE has moved the event to Friday, March 5, 2022. In addition to the change mentioned above, the Teaching and Learning Team has identified the early release dates for the 2021-2022 School Year. The attached revised school calendar includes the change for the Kane County PD day and reflects the specified early release dates. Please note, early release days do not require BOE approval since this change does not affect the previously approved student attendance days for the year. This revised version provides the most updated plan for the 2021-2022 School Year.

Recommendation
It is the recommendation to the CUSD 300 BOE that the revised 2021-2022 School Calendar be approved as presented based on the rationale presented above.

District 300 School Calendar - 2021/2022

Presented to BOE on February 9, 2021

July 21

Su	M	Tu	W	Th	F	Sa
				1	2	3
4	~~5~~	6	7	8	9	10
11	12	13	14	15	16	17
18	19	20	21	22	23	24
25	26	27	28	29	30	31

August 21

Su	M	Tu	W	Th	F	Sa
1	2	3	4	5	6	7
8	9	10	11	12	13	14
15	16	17	18	19	20	21
22	23	24	25	26	27	28
29	30	31				

September 21

Su	M	Tu	W	Th	F	Sa
			1	2	3	4
5	~~6~~	7	8	9	10	11
12	13	14	15	16	17	18
19	20	21	22	23	24	25
26	27	28	29	30		

October 21

Su	M	Tu	W	Th	F	Sa
					1	2
3	4	5	6	7	~~8~~	9
10	~~11~~	12	13	14	15	16
17	18	19	20	21	22	23
24	25	26	27	28	29	30
31						

November 21

Su	M	Tu	W	Th	F	Sa
	1	2	3	4	5	6
7	8	9	10	11	12	13
14	15	16	17	18	19	20
21	22	23	~~24~~	~~25~~	~~26~~	27
28	29	30				

December 21

Su	M	Tu	W	Th	F	Sa
			1	2	3	4
5	6	7	8	9	10	11
12	13	14	15	16	17	18
19	20	21	22	23	~~24~~	25
26	~~27~~	28	29	~~30~~	~~31~~	

January 22

Su	M	Tu	W	Th	F	Sa
						1
2	3	4	5	6	7	8
9	10	11	12	13	14	15
16	~~17~~	18	19	20	21	22
23	24	25	26	27	28	29
30	31					

February 22

Su	M	Tu	W	Th	F	Sa
		1	2	3	4	5
6	7	8	9	10	11	12
13	14	15	16	17	18	19
20	~~21~~	22	23	24	25	26
27	28					

March 22

Su	M	Tu	W	Th	F	Sa
		1	2	3	4	5
6	7	8	9	10	~~11~~	12
13	14	15	16	17	18	19
20	21	22	23	24	25	26
27	28	29	30	31		

April 22

Su	M	Tu	W	Th	F	Sa
					1	2
3	4	5	6	7	8	9
10	11	12	13	14	~~15~~	16
17	18	19	20	21	22	23
24	**25**	26	27	28	29	30

May 22

Su	M	Tu	W	Th	F	Sa
1	2	3	4	5	6	7
8	9	10	11	12	13	14
15	16	17	18	19	20	21
22	**23**	**24**	**25**	**26**	27	28
29	~~30~~	31				

June 22

Su	M	Tu	W	Th	F	Sa
			1	2	3	4
5	6	7	8	9	10	11
12	13	14	15	16	17	18
19	20	21	22	23	24	25
26	27	28	29	30		

ALL DATES SUBJECT TO CHANGE THROUGHOUT SCHOOL YEAR, w/BOARD OF EDUCATION APPROVAL

No Student & No Instruct. Staff Attend | **End of Quarter/Semester, Full Day Attend.** | **District Closed**

Emergency Days | **Teacher Institute/Inservice** | **Parent-Teacher Conferences** | **Early Release**

Teacher Institute (8:00 AM to 1:00 PM) No Student Attend.	Monday, August 9
Teacher Institute (8:00 AM to 3:00 PM) No Student Attend.	Tuesday, August 10
Teacher Institute (8:00 AM to 1:00 PM) No Student Attend.	Wednesday, August 11
First Day of School, Full Day of Student Attend.	Thursday, August 12
Labor Day - Offices/Schools Closed	Monday, September 6
End of Quarter/Semester	Friday, October 8
District Holiday - Offices/Schools Closed	Monday, October 11
Teacher Institute (8:00 AM to 3:00 PM) No Student Attend.	Friday, October 29
Parent-Teacher Conferences, No Student Attend.	Monday, November 22 & Tuesday, November 23
Fall Break - Offices/Schools Closed	Wednesday, November 24 - Friday, November 26
End of Quarter/Semester	Friday, December 17
Winter Break, No Student Attend.	Monday, December 20 - Friday, December 31
Offices/Schools Closed	December 24, December 27, December 30 & December 31
Martin Luther King Day - Offices/Schools Closed	Monday, January 17
Presidents Day - Offices/Schools Closed	Monday, February 21
Teacher Inst. (8:00 AM to 3:00 PM) Kane Cty. ROE, No Student Attendance	Friday, March 4
End of Quarter/Semester	Friday, March 11
Spring Break, No Student Attend.	Monday, March 28 - Friday, April 1
District Holiday - Offices/Schools Closed	Friday, April 15
NO Emerg. Days used - NO student/instruct. staff; all offices open	Monday, April 25
Emergency Days used = regular attendance day	
Last day of school, if no Emergency Days have been used	Friday, May 20
Memorial Day - Offices/Schools Closed	Monday, May 30
Last possible day of school - If ALL Emergency Days are used	Thursday, May 26

Emergency Day Plan - Order of "Make-Up Days"

1st Make-up Date: April 25	Classes in session
2nd Make-up Date: February 21	Classes in session
3rd Make-up Date: May 23	Classes in session
4th Make-up Date: May 24	Classes in session
5th Make-up Date: May 25	Classes in session
6th Make-up Date: May 26	Classes in session

DRAFT 10/31/19
REVISED 02/25/2020
REVISED 02/9/2021

COMMUNITY UNIT SCHOOL DISTRICT 300

HUMAN RESOURCES REPORT

February 23, 2021

ADMINISTRATORS

None

RESIGNATION - ADMINISTRATORS

1. Recommend approval of the following letter of resignation:

Name	Position	Location	Effective
Luna, Lisa	Division Head – Math	Jacobs High School	End of the 2020-2021 school year

RETIREMENT - ADMINISTRATORS

None

CERTIFIED PERSONNEL

None

OTHER EMPLOYMENT - CERTIFIED PERSONNEL

None

RESIGNATION – CERTIFIED PERSONNEL

1. Recommend approval of the following letters of resignation:

Name	Position	Location	Effective
Cote, Holly	School Social Worker	Golfview Elementary School	End of the 2020-2021 school year
Dozier, Denyse	Cross Categorical	Neubert Elementary School	End of the 2020-2021 school year

OTHER RESIGNATION - CERTIFIED PERSONNEL

None

RETIREMENT – CERTIFIED PERSONNEL

None

Leave of absence requests are attached separately for Board of Education approval.

DISMISSAL – CERTIFIED PERSONNEL

None

SUPERVISOR/MANAGER – EDUCATIONAL SUPPORT PERSONNEL

None

RESIGNATION – SUPERVISOR/MANAGER EDUCATIONAL SUPPORT PERSONNEL

None

RETIREMENT – SUPERVISOR/MANAGER EDUCATIONAL SUPPORT PERSONNEL

None

EDUCATIONAL SUPPORT PERSONNEL

1. Recommend employment of the following educational support personnel:

Name	Position	Location	Hourly Rate	Type
Caldera Dorado, Eugenia	Paraeducator	deLacey Family Education Center	$16.05	Replacement
Carney, Colleen	Groundskeeper – Lead	Dundee-Crown High School	$17.62	Replacement
Cohn, Somphet	Paraeducator	Westfield Community School	$12.87	Replacement
Frey, Michael	Paraeducator	Dundee-Crown High School	$14.34	Replacement
Gerke, Stephen	Paraeducator	Westfield Community School	$14.34	Additional
Grygoruk, Christopher	Help Desk Coordinator	Central Office	$17.52	Replacement
Jensen, Joann	Certified Nurse Assistant	deLacey Family Education Center	$14.44	Additional
Vasquez, Carla	Paraeducator	Dundee Middle School	$12.87	Replacement
Wiggins, Roxanne	Paraeducator	Lake in the Hills Elementary School	$12.87	Additional

Leave of absence requests are attached separately for Board of Education approval.

RESIGNATION – EDUCATIONAL SUPPORT PERSONNEL

None

DISMISSAL – EDUCATIONAL SUPPORT PERSONNEL

None

RETIREMENT – EDUCATIONAL SUPPORT PERSONNEL

None

COACHING/VOLUNTEER – EDUCATIONAL SUPPORT PERSONNEL

None

Leave of absence requests are attached separately for Board of Education approval.

DISTRICT POSITION TRANSFERS

None

Freedom of Information
Board Report
February 9, 2021

FOIA#	Date of Request	Requestor	Subject	Date Completed/ STATUS	Time to complete in hours
3-2021	1/19/2021	Timothy Oliver **Sycamore Learning Company**	**Commercial Purpose** - Requesting directory information for all students attending high school in the Community Unit School District No. 300. Directory information requested: students name, students grade level, students name of school and parents email addresses.	Completed 1/26/2021	2.5
5-2021	1/21/2021	Gregory H. Booth **Meyers & Flowers Law Firm**	Any and all accident reports from Hampshire Middle School from 2016 to 2021 involving a fall on stairs, including but not limited to any reports of injury or any accidents which required emergency medical assistance. Please include any complaints or maintenance requests involving any staircase at Hampshire Middle School from 2016 to 2021. Please provide the claim numbers or case numbers for any claims or lawsuits against District 300 for any accidents occurring at Hampshire Middle School from 2016 to 2021.	Completed 1/26/2021	3
6-2021	1/26/2021	Charlie McCoy **A B Petroleum Services, Inc.**	Request a copy of the current contract for fuel and lubricants?	Completed 1/27/2021	1.5
8-2021	1/29/2021	Leah Powell **Hello College**	Request for the student directory information for all 8th-11th graders within your school district: 1. Parent/Student Name, 2. Parent Email Address, 3. Parent/Student Mailing Address (including street address, city, state, and zip), 4. Student Grade Level, 5. School of Enrollment	Completed 2/1/2021	1.5
10-2021	2/2/2021	Nathan Mihelich **Illinois Retired Teachers Association**	Please provide the name and email address of any certified staff (teachers, administrators, nurses, counselors, etc.) who are retiring this year.	Pending	
11-2021	2/2/2021	Missy Denk **Medline Industries**	Requesting the prior year's bid tabulation for Bid for Nurse and Health, Training and Athletic Supplies, Disposable Gloves and PPE	Pending	

Report as of February 3, 2021

Freedom of Information
Board Report
February 23, 2021

FOIA#	Date of Request	Requestor	Subject	Date Completed/ STATUS	Time to complete in hours
10-2021	2/2/2021	Nathan Mihelich **Illinois Retired Teachers Association**	Please provide the name and email address of any certified staff (teachers, administrators, nurses, counselors, etc.) who are retiring this year.	Completed 2/9/2021	1.5
11-2021	2/2/2021	Missy Denk **Medline Industries**	Requesting the prior year's bid tabulation for Bid for Nurse and Health, Training and Athletic Supplies, Disposable Gloves and PPE	Completed 2/5/2021	2.5
12-2021	2/2/2021	Jeff Giesel **School Nurse Supply, Inc.**	Requesting the bid results from the 2020 Nurse and Health, Training and Athletic Supplies, district wide bid.	Completed 2/5/2021	2.5
13-2021	2/3/2021	Jairo Gomez **Labor Management Cooperation Committee**	Request a copy of the Bid results(AS READ) from the bid opening on 02/02/2021 @2:00 pm for the 2021 Summer Renovations Bid Release 3 for Dundee Crown High School & Hampshire High School Bid Release 3 -02A-3 Demolition, 03A-3 Building Concrete, 06A-3General Trades	Completed 2/9/2021	1.5
14-2021	2/8/2021	Tania Campbell **Databid**	Requesting the bid opening tabulations or apparent low bidders for the Dundee Crown HS & Hampshire HS 2021 Summer Renovations Bid Release 3 Project that bid February 2, 2021.	Completed 2/9/2021	1.5
15-2021	2/8/2021	Nick Cerrone **Community Member**	**Commercial Purpose** - Requesting copies of all agreements, or contracts and last invoice for fire alarm monitoring, inspections, burglar alarm monitoring, and any cctv and card access services.	Pending	
16-2021	2/9/2021	Jonathan Fagg **ABC7 News**	Request access to a copy of information related to student attendance. Please provide a breakdown of attendance rates by school, specify whether the attendance was in person or remote, and how attendance is being tracked. If both in-person and remote learning have occurred, please provide this information for both. Please provide information from the start of the current school year until the most current date available upon production.	Completed 2/11/2021	1.5
17-2021	2/9/2021	Madelyn Bonkoski **Community Member**	Request (1) Data showing how many students have taken the ACT and/or SAT at least once so far this school year, (2) Data showing how many students have taken the ACT and/or SAT at least once each of the following school years, 2019-20, 2018-19 and 2017-18, (3) Data showing how many students have taken the ACT and/or SAT more than once so far this school year, (4) Data showing how many students have taken the ACT and/or SAT more than once each of the following school years, 2019-20, 2018-19 and 2017-18.	Completed 2/11/2021	1.5
18-2021	2/10/2021	Zoe Yalcin **Smart Procure**	**Commercial Purpose** - Request a copy of 1. Purchase order number. If purchase orders are not used a comparable substitute is acceptable, i.e., invoice, encumbrance, or check number, 2. Purchase date, 3. Line item details (Detailed description of the purchase), 4. Line item quantity, 5. Line item price, 6. Vendor ID number, name, address, contact person and their email address	Completed 2/12/2021	2
19-2021	2/12/2021	Mira Murphy **Mansfield Oil**	**Commercial Purpose** - Requesting 1. Please provide a current gas invoice. 2. Please provide a current diesel invoice for non-winter months. 3. Please provide a current diesel invoice for winter months when temperatures are 0°F and below. 4. Please provide a current diesel invoice for winter months when temperatures are 0°F to 20°F. 5. Please provide a current gas Bill of Lading. 6. Please provide a current diesel Bill of Lading. for non-winter months. 7. Please provide a current diesel Bill of Lading. for winter months when temperatures are 0°F and below. 8. Please provide a current diesel Bill of Lading. for winter months when temperatures are 0°F to 20°F.	Completed 2/16/2021	4
20-2021	2/12/2021	Jay Kaganoff **Student Press Law Center**	Request a copy of any school district policies related to student freedom of expression or student publications.	Completed 2/17/2021	2
21-2021	2/16/2021	Joe Sutton **Community Member**	Requesting (1) The district's current website and/or content management system (CMS) provider contract. (2) The district's current alerts and/or emergency notification provider contract. (3) The district's current mobile app provider contract. (4) The district's current learning management system (LMS) provider contract	Pending	

COMMUNITY UNIT SCHOOL DISTRICT NO. 300
BOARD of EDUCATION MEMO

DATE: February 3, 2021

TO: Fred Heid, Superintendent
Board of Education

FROM: Eberto Mora
Executive Director of Human Resources

	Presented at the following Board Meetings:	On:
	Construction/Facility	
	Finance	
	Policy/Legislative	
	School Utilization	
X	**BOE 1st Reading**	02/09/2021
X	**BOE 2nd Reading**	02/23/2021

SUBJECT: Approval of Paraprofessional Services Contract (Renewal)

Background

The District is continuing to have difficulties filling paraprofessional vacancies. Paraprofessionals support our special education and bilingual students. Many of our special education paraprofessionals provide services outlined in a student's IEP minutes and are not being met due to the vacancy. The Administration met with DESA to discuss options to fill the vacancies. It was agreed that the district could look into alternative means as a temporary measure to assist in filling the vacancies. In December of 2019 the board approved use of a placement agency to help us fill these positions. The placement agency has worked very well and has sent us quality candidates. As we continue to struggle to find quality candidates during the past year due to COVD-19.

The contract has an estimated cost of $50K and will be funded from the educational fund.

Recommendation

Administration recommends renewing the contract with Stepping Stone, Inc. to fill our paraprofessional vacancies.

Community Unit School District 300
www.d300.org
2550 Harnish Drive
Algonquin, IL 60102
847.551.8300

February 2, 2021

Liz Bryan
Cumberland Therapy Services, LLC
D/B/A The Stepping Stones Group
2586 Trailridge Drive East, Suite #100
Lafayette, CO 80026

Dear Ms. Bryan:

Per the Agreement entered by and between Cumberland Therapy Services, LLC (d/b/a The Stepping Stones Group) and District 300 (attached), which became effective December 11, 2019, and ended on May 30, 2020, and per the TERMINATION paragraph on page four of the Agreement "…and may continue beyond this period by mutual consent", and per the GENERAL paragraph on page six "No provision of this Agreement may be amended or waived unless agreed to in writing signed by the parties," District 300 requests to exercise the option to extend this Agreement through the end of the 2020-2021 school year.

All terms of the Agreement will remain the same.

This extension to the Agreement shall be deemed dated and become effective on the date the last of the parties executes the extension as set forth below.

Signature

Liz Bryan, Director of Client Services

02/03/2021
Date

The Stepping Stones Group
2586 Trailridge Drive East, Suite 100
Lafayette, CO 80026
Phone (800) 337-5965

Signature

Susan Harkin, Chief Operating Officer

Date

Community Unit School District 300
2550 Harnish Drive
Algonquin, IL 60102
(847) 551-8300

COMMUNITY UNIT SCHOOL DISTRICT NO. 300
BOARD of EDUCATION MEMO

DATE: 02/01/2021

TO: Fred Heid, Superintendent
Board of Education

FROM: Diane White,
Director of Purchasing

RE**:** Contract Pricing – Mat, Mops and Towels Service

	Presented at the following Board Meetings:	On:
	Construction/Facility	
	Finance	
	Policy/Legislative	
	School Utilization	
X	**BOE 1st Reading**	02/09/2021
X	**BOE 2nd Reading**	02/23/2021

Mats, mops, and towels are an essential part of the custodial cleaning process at each and every school. As such, District 300 looks for a partner to provide all District buildings with dust mops, towels, and walk-off mats.

The scope of work for the mats, mops, and towels was developed and bid out on December 21, 2020, with the bid opening occurring on January 19, 2021. There were two (2) companies that responded bid this project with one (1) responsive bid. National Cooperative pricing from Omnia for Cintas was used to compare submitted bid pricing.

The lowest responsible bidder is Cintas Corporation, located in Rockford, IL. Cintas (formerly G&K Services) has been the service provider since July 2011. Usage of mops and towels has increased to Covid-19 requirements.

Recommendation
Administration recommends awarding a three (3) year contract for mops and towels, with an estimated annual spend on mats, mops, and towels services of $143,018.96. The total 3-year estimated is $367,621.33 The funding for the mats, mops, and towels bid will come from the Operations and Maintenance fund (20).

COMMUNITY UNIT SCHOOL DISTRICT 300
MATS, MOPS, and TOWEL SERVICES DISTRICT-WIDE
TUESDAY, JANUARY 19, 2021, 11:00AM , BUNKER HILL PDC

Vendor List	Vendor App & W9	References	Certificates	Notes
Cintas	X	X	X	Omnia Cooperative Purchasing Contract obtained 1/19/2021
Cintas	X	X	X	Sealed Bid Pricing 1/19/2021
Roscoe				Withdraw by Email - Does Not Fall within Service Area

Administration recommends:

Cintas, Rockford, IL - Award base bid for the contract 3-year term, March 1, 2021 through February 29, 2024. Contract amount is estimated at **$143,018.96** for **Mats, Mops, and Towel service**. The

COMMUNITY UNIT SCHOOL DISTRICT 300
MATS, MOPS, and TOWEL SERVICES DISTRICT-WIDE

TUESDAY, JANUARY 19, 2021, 11:00AM , BUNKER HILL PDC

School / Bldg	Bar Towel Usage *(monthly)*	Cintas Service (Delivered)			Omnia Cooperative Service (Delivered)			24" Dust Mop Usage *(monthly)*	Cintas Service (Delivered)			Omnia Cooperative Service (Delivered)			36" Dust Mop Usage *(monthly)*	Cintas Service (Delivered)			Omnia Cooperative Service (Delivered)			60" Dust Mop Usage *(monthly)*	Cintas Service (Delivered)			Omnia Cooperative Service (Delivered)			Wet Mop Usage *(monthly)*	Cintas Service (Delivered)			Omnia Cooperative Service (Delivered)		
		Weekly	Bi-Monthly	Monthly	Weekly	Bi-Monthly	Monthly		Weekly	Bi-Monthly	Monthly	Weekly	Bi-Monthly	Monthly		Weekly	Bi-Monthly	Monthly	Weekly	Bi-Monthly	Monthly		Weekly	Bi-Monthly	Monthly	Weekly	Bi-Monthly	Monthly		Weekly	Bi-Monthly	Monthly	Weekly	Bi-Monthly	Monthly
	Unit Price	0.08	0.12	0.18	0.13	0.2	0.29		0.58	0.87	1.31	0.85	1.28	1.91		0.67	1.00	1.51	1.15	1.73	2.59		0.85	1.28	1.91	1.61	2.42	3.62		0.9	1.35	2.03	1.53	2.3	3.44
Oak Ridge	100	$8.00	$12.00	$18.00	$13.00	$20.00	$29.00	4	$2.32	$3.48	$5.24	$3.40	$5.12	$7.64	0	$0.00	$0.00	$0.00	0	0	0	0	$0.00	$0.00	$0.00	0	0	0	0	$0.00	$0.00	$0.00	0	0	0
Algonquin Lakes	900	$72.00	$108.00	$162.00	$117.00	$180.00	$261.00	24	$13.92	$20.88	$31.44	$20.40	$30.72	$45.84	0	$0.00	$0.00	$0.00	0	0	0	60	$51.00	$76.80	$114.60	96.6	145.2	217.2	0	$0.00	$0.00	$0.00	0	0	0
deLacey	800	$64.00	$96.00	$144.00	$104.00	$160.00	$232.00	20	$11.60	$17.40	$26.20	$17.00	$25.60	$38.20	0	$0.00	$0.00	$0.00	0	0	0	0	$0.00	$0.00	$0.00	0	0	0	0	$0.00	$0.00	$0.00	0	0	0
Dundee Highlands	200	$16.00	$24.00	$36.00	$26.00	$40.00	$58.00	8	$4.64	$6.96	$10.48	$6.80	$10.24	$15.28	0	$0.00	$0.00	$0.00	0	0	0	2	$1.70	$2.56	$3.82	3.22	4.84	7.24	0	$0.00	$0.00	$0.00	0	0	0
Eastview	700	$56.00	$84.00	$126.00	$91.00	$140.00	$203.00	14	$8.12	$12.18	$18.34	$11.90	$17.92	$26.74	0	$0.00	$0.00	$0.00	0	0	0	10	$8.50	$12.80	$19.10	16.1	24.2	36.2	0	$0.00	$0.00	$0.00	0	0	0
Gary D. Wright	1100	$88.00	$132.00	$198.00	$143.00	$220.00	$319.00	20	$11.60	$17.40	$26.20	$17.00	$25.60	$38.20	0	$0.00	$0.00	$0.00	0	0	0	15	$12.75	$19.20	$28.65	24.15	36.3	54.3	0	$0.00	$0.00	$0.00	0	0	0
Gilberts	700	$56.00	$84.00	$126.00	$91.00	$140.00	$203.00	12	$6.96	$10.44	$15.72	$10.20	$15.36	$22.92	0	$0.00	$0.00	$0.00	0	0	0	5	$4.25	$6.40	$9.55	8.05	12.1	18.1	0	$0.00	$0.00	$0.00	0	0	0
Golfview	890	$71.20	$106.80	$160.20	$115.70	$178.00	$258.10	46	$26.68	$40.02	$60.26	$39.10	$58.88	$87.86	16	$10.72	$16.00	$24.16	18.4	27.68	41.44	24	$20.40	$30.72	$45.84	38.64	58.08	86.88	15	$13.50	$20.25	$30.45	22.95	34.5	51.6
Hampshire Elem	200	$16.00	$24.00	$36.00	$26.00	$40.00	$58.00	4	$2.32	$3.48	$5.24	$3.40	$5.12	$7.64	0	$0.00	$0.00	$0.00	0	0	0	4	$3.40	$5.12	$7.64	6.44	9.68	14.48	0	$0.00	$0.00	$0.00	0	0	0
Lake in the Hills	225	$18.00	$27.00	$40.50	$29.25	$45.00	$65.25	30	$17.40	$26.10	$39.30	$25.50	$38.40	$57.30	0	$0.00	$0.00	$0.00	0	0	0	3	$2.55	$3.84	$5.73	4.83	7.26	10.86	0	$0.00	$0.00	$0.00	0	0	0
Lakewood	1000	$80.00	$120.00	$180.00	$130.00	$200.00	$290.00	60	$34.80	$52.20	$78.60	$51.00	$76.80	$114.60	0	$0.00	$0.00	$0.00	0	0	0	20	$17.00	$25.60	$38.20	32.2	48.4	72.4	20	$18.00	$27.00	$40.60	30.6	46	68.8
Liberty	500	$40.00	$60.00	$90.00	$65.00	$100.00	$145.00	12	$6.96	$10.44	$15.72	$10.20	$15.36	$22.92	0	$0.00	$0.00	$0.00	0	0	0	4	$3.40	$5.12	$7.64	6.44	9.68	14.48	0	$0.00	$0.00	$0.00	0	0	0
Lincoln Prairie	750	$60.00	$90.00	$135.00	$97.50	$150.00	$217.50	10	$5.80	$8.70	$13.10	$8.50	$12.80	$19.10	0	$0.00	$0.00	$0.00	0	0	0	4	$3.40	$5.12	$7.64	6.44	9.68	14.48	10	$9.00	$13.50	$20.30	15.3	23	34.4
Meadowdale	800	$64.00	$96.00	$144.00	$104.00	$160.00	$232.00	20	$11.60	$17.40	$26.20	$17.00	$25.60	$38.20	0	$0.00	$0.00	$0.00	0	0	0	10	$8.50	$12.80	$19.10	16.1	24.2	36.2	0	$0.00	$0.00	$0.00	0	0	0
Neubert	200	$16.00	$24.00	$36.00	$26.00	$40.00	$58.00	8	$4.64	$6.96	$10.48	$6.80	$10.24	$15.28	0	$0.00	$0.00	$0.00	0	0	0	12	$10.20	$15.36	$22.92	19.32	29.04	43.44	0	$0.00	$0.00	$0.00	0	0	0
Parkview	1000	$80.00	$120.00	$180.00	$130.00	$200.00	$290.00	25	$14.50	$21.75	$32.75	$21.25	$32.00	$47.75	0	$0.00	$0.00	$0.00	0	0	0	7	$5.95	$8.96	$13.37	11.27	16.94	25.34	0	$0.00	$0.00	$0.00	0	0	0
Perry	500	$40.00	$60.00	$90.00	$65.00	$100.00	$145.00	35	$20.30	$30.45	$45.85	$29.75	$44.80	$66.85	0	$0.00	$0.00	$0.00	0	0	0	12	$10.20	$15.36	$22.92	19.32	29.04	43.44	0	$0.00	$0.00	$0.00	0	0	0
Sleepy Hollow	300	$24.00	$36.00	$54.00	$39.00	$60.00	$87.00	6	$3.48	$5.22	$7.86	$5.10	$7.68	$11.46	8	$5.36	$8.00	$12.08	9.2	13.84	20.72	0	$0.00	$0.00	$0.00	0	0	0	0	$0.00	$0.00	$0.00	0	0	0
Westfield	3000	$240.00	$360.00	$540.00	$390.00	$600.00	$870.00	25	$14.50	$21.75	$32.75	$21.25	$32.00	$47.75	0	$0.00	$0.00	$0.00	0	0	0	15	$12.75	$19.20	$28.65	24.15	36.3	54.3	0	$0.00	$0.00	$0.00	0	0	0
AMS	600	$48.00	$72.00	$108.00	$78.00	$120.00	$174.00	44	$25.52	$38.28	$57.64	$37.40	$56.32	$84.04	0	$0.00	$0.00	$0.00	0	0	0	20	$17.00	$25.60	$38.20	32.2	48.4	72.4	0	$0.00	$0.00	$0.00	0	0	0
CMS	1300	$104.00	$156.00	$234.00	$169.00	$260.00	$377.00	35	$20.30	$30.45	$45.85	$29.75	$44.80	$66.85	0	$0.00	$0.00	$0.00	0	0	0	15	$12.75	$19.20	$28.65	24.15	36.3	54.3	40	$36.00	$54.00	$81.20	61.2	92	137.6
DMS	1100	$88.00	$132.00	$198.00	$143.00	$220.00	$319.00	40	$23.20	$34.80	$52.40	$34.00	$51.20	$76.40	0	$0.00	$0.00	$0.00	0	0	0	15	$12.75	$19.20	$28.65	24.15	36.3	54.3	0	$0.00	$0.00	$0.00	0	0	0
HMS	1900	$152.00	$228.00	$342.00	$247.00	$380.00	$551.00	36	$20.88	$31.32	$47.16	$30.60	$46.08	$68.76	0	$0.00	$0.00	$0.00	0	0	0	16	$13.60	$20.48	$30.56	25.76	38.72	57.92	0	$0.00	$0.00	$0.00	0	0	0
Dundee Crown	1000	$80.00	$120.00	$180.00	$130.00	$200.00	$290.00	150	$87.00	$130.50	$196.50	$127.50	$192.00	$286.50	0	$0.00	$0.00	$0.00	0	0	0	60	$51.00	$76.80	$114.60	96.6	145.2	217.2	0	$0.00	$0.00	$0.00	0	0	0
Hampshire HS	1600	$128.00	$192.00	$288.00	$208.00	$320.00	$464.00	100	$58.00	$87.00	$131.00	$85.00	$128.00	$191.00	30	$20.10	$30.00	$45.30	34.5	51.9	77.7	54	$45.90	$69.12	$103.14	86.94	130.68	195.48	0	$0.00	$0.00	$0.00	0	0	0
Jacobs HS	1600	$128.00	$192.00	$288.00	$208.00	$320.00	$464.00	140	$81.20	$121.80	$183.40	$119.00	$179.20	$267.40	0	$0.00	$0.00	$0.00	0	0	0	30	$25.50	$38.40	$57.30	48.3	72.6	108.6	60	$54.00	$81.00	$121.80	91.8	138	206.4
Buildings & Grounds	300	$24.00	$36.00	$54.00	$39.00	$60.00	$87.00	15	$8.70	$13.05	$19.65	$12.75	$19.20	$28.65	36	$24.12	$36.00	$54.36	41.4	62.28	93.24	0	$0.00	$0.00	$0.00	0	0	0	20	$18.00	$27.00	$40.60	30.6	46	68.8
		$1,861.20	$2,791.80	$4,187.70	$3,024.45	$4,653.00	$6,746.85		$546.94	$820.41	$1,235.33	$801.55	$1,207.04	$1,801.13		$60.30	$90.00	$135.90	$103.50	$155.70	$233.10		$354.45	$533.76	$796.47	$671.37	$1,009.14	$1,509.54		$148.50	$222.75	$334.95	$221.85	$333.50	$498.80
		$7,444.80	$5,583.60	$4,187.70	$12,097.80	$9,306.00	$6,746.85		$2,187.76	$1,640.82	$1,235.33	$3,206.20	$2,414.08	$1,801.13			$180.00	$135.90	$414.00	$311.40	$233.10		$1,417.80	$1,067.52	$796.47	$2,685.48	$2,018.28	$1,509.54		$594.00	$445.50	$334.95	$887.40	$667.00	$498.80

Cintas Services

$8,917.44	Bi-Monthly M&T	FORMULA
$107,009.28	Annual Towels and Mops	100 % OF INVENTORY
$321,027.84	3 Year Contract Towels and Mops	
$3,584.14	Mats-Monthly	WK= 100/4*2
$43,009.68	1 Year Contract Mats	
$367,621.66	Total Three Year Estimated Contract for Mats, Mops, Towels	BI-MN=WK INVENTORY*2 MNTH=BI MONTHLY *2 UNIT COST-.08

Cooperative Pricing

$14,716.76	Bi-Monthly M&T
$176,601.12	Annual Towels and Mops
$529,803.36	3 Year Contract Towels and Mops
$5,344.74	Mats-Monthly
$64,136.88	1 Year Contract Mats
$599,284.98	Grand Total

COMMUNITY UNIT SCHOOL DISTRICT 300
MATS, MOPS, and TOWEL SERVICES DISTRICT-WIDE
TUESDAY, JANUARY 23, 2018, 2:00PM , BUNKER HILL PDC

Walk Off Mats - monthly drop off for even exchange

		Cintas			Omnia Cooperative		
School / Bldg	**# of Mats**	**weekly**	**bi-monthly**	**monthly**	**weekly**	**bi-monthly**	**monthly**
Oak Ridge	3	$17.34	$26.00	$39.00	$28.25	$42.38	$56.50
Algonquin Lakes	4	$26.68	$40.00	$60.00	$40.00	$60.00	$80.00
deLacey	15	$73.36	$110.00	$165.00	$116.43	$174.65	$232.86
Eastview	16	$85.36	$128.00	$192.00	$146.00	$219.00	$292.00
Gary D. Wright	7	$40.96	$60.88	$91.31	$65.58	$98.37	$131.16
Gilberts	10	$58.69	$88.00	$132.00	$94.75	$142.13	$189.50
Golfview	7	$40.57	$59.76	$89.62	$64.66	$96.99	$129.32
Lake in the Hills	4	$26.68	$40.00	$60.00	$40.00	$60.00	$80.00
Lakewood	5	$27.23	$39.76	$59.62	$44.66	$66.99	$89.32
Liberty	1	$3.61	$4.88	$7.31	$7.33	$11.00	$14.66
Lincoln Prairie	10	$38.00	$57.00	$85.50	$77.17	$115.76	$154.34
Meadowdale	12	$61.36	$92.00	$138.00	$91.68	$137.52	$183.36
Neubert	17	$91.14	$134.52	$201.74	$148.74	$223.11	$297.48
Parkview	6	$40.02	$60.00	$90.00	$60.00	$90.00	$120.00
Sleepy Hollow	17	$74.07	$108.40	$162.55	$124.83	$187.25	$249.66
AMS	27	$109.44	$158.80	$238.10	$217.05	$325.58	$434.10
CMS	19	$112.60	$167.76	$251.62	$179.41	$269.12	$358.82
DMS	18	$120.06	$180.00	$270.00	$180.00	$270.00	$360.00
HMS	1	$6.67	$10.00	$15.00	$10.00	$15.00	$20.00
Hampshire HS	34	$156.86	$233.64	$350.43	$288.16	$432.24	$576.32
Dundee-Crown HS	22	$125.32	$184.16	$276.17	$201.31	$301.97	$402.62
Jacobs HS	37	$228.10	$342.00	$513.00	$357.75	$536.63	$715.50
Buildings & Grounds	14	$45.27	$64.16	$96.17	$88.61	$132.92	$177.22
		$1,609.39	$2,389.72	$3,584.14	$2,672.37	$4,008.56	$5,344.74
		$6,437.56	$4,779.44	$3,584.14	$10,689.48	$8,017.11	$5,344.74

COMMUNITY UNIT SCHOOL DISTRICT 300
MATS, MOPS, and TOWEL SERVICES DISTRICT-WIDE
TUESDAY, JANUARY 23, 2018, 2:00PM , BUNKER HILL PDC

Walk Off Mats - Purchase Contract Pricing

	Cintas		Omnia Cooperative Pricing	
Mat Size	**Purchase Price**	**Replacement Cost** *(with mat and towel service)*	**Purchase Price**	**Replacement Cost** *(with mat and towel service)*
3 X 4 - Black	$55.00		No Contract Available	No Contract Available
3 X 4 - Slate	$55.00			
3 X 4 - BRN/BLK	$55.00			
3 X 5 - Black	$72.00			
3 X 5 - BRN/BLK	$72.00			
3 X 5 - Slate	$72.00			
3 X 5 - SCRAPER	$85.00			
3 X 10 - Black	$150.00			
3 X 10 - Slate	$150.00			
3 X 10 - BRN/BLK	$150.00			
3 X 10 - Brush Only	$0.00			
4 x 6 - Black	$110.00			
4 X 6 - Slate	$110.00			
4 X 6 - Scraper	$135.00			
4 X 10 - Black	$250.00			
4 X 10 - Slate	$250.00			
4 X 10 - Brush Only	$0.00			
4 X 15 - Black	$355.00			
4 X 15 - Slate	$355.00			
4 X 15 - BRN/BKK	$355.00			
4 X 18 - Slate	$450.00			
5 X 12 - Black	$375.00			
5 X 12 - Slate	$375.00			
5 X 12 - BRN/BLK	$375.00			
BAR TOWELS	no bid			
RAG TOWELS ($ per lb.)	no bid			

COMMUNITY UNIT SCHOOL DISTRICT NO. 300
BOARD of EDUCATION MEMO

DATE: February 3, 2021

TO: Fred Heid, Superintendent
Board of Education

FROM: Dan Opels
Executive Director of Facilities

	Presented at the following Board Meetings:	On:
	Construction/Facility	
	Finance	
	Policy/Legislative	
	School Utilization	
X	**BOE 1st Reading**	02/09/2021
X	**BOE 2nd Reading**	02/23/2021

SUBJECT: New Elementary Bid Package 1

Background
In September 2020, planning, design, and final bidding documents for the 2021 capital projects, including the Westside "New" Elementary School, were produced and bid out per all regulations and board policies. Provided is a summary of projects, bid results by trade package, bid opening date, and the administrative recommendation for each bid release.

Bid Release 1 was opened on 1/12/21. The projects bid are as follows;

Westside "New" Elementary School Scope of Work for Bid Release 1*

- Building Concrete
- Structural Steel
- Excavation
- Site Utilities
-

*Please note, the alternate bids for this work include the eight classroom addition provided at Gary D Wright and Gilberts Elementary, known commonly as "The Classroom Addition." The New Elementary School project's remaining bids are currently due on February 23 and presented at the March CFOC meeting. All work for the project will have been bid, and we will have a good understanding of the cost. At the March Meeting, a final decision will need to be made regarding proceeding with Alternates 1 - 8 related to the Classroom Addition. The following administrative recommendations include the "alternates" for acceptance, with the ability for District 300 to remove the alternates from the contract at the March meeting if deemed necessary. The bid summary is as follow:

- Building Concrete - There were seven (7) companies that bid on this project. The lowest responsible bidder is Martin Cement Company.
- Structural Steel - There were four (4) companies that bid on this project. The lowest responsible bidder is STEELFAB Inc.
- Excavation - There were ten (10) companies that bid on this project. The lowest responsible bidder is Reimer Engineering & Land Development.
- Site Utilities - There were thirteen (13) companies that bid on this project. The lowest responsible bidder is Reimer Engineering & Land Development.

Administrative Recommendation (Bid Release 1)

The administration recommends that the contract for:

- Building Concrete for BR1, be awarded to Martin Cement Company from Romeoville, IL, for a contract amount of $1,124,150. (Base Bid - $996,900 & Alternate Bid - $127,250)
- Structural Steel for BR1, be awarded to STEELFAB Inc., from Kankakee, IL, for a contract amount of $1,571,000. (Base Bid - $1,461,000 & Alternate Bid - $110,000)
- Excavation for BR1, be awarded to Reimer Engineering & Land Development. The total contract amount is in combination with the Site Utilities trade package below.
- Site Utilities, combined with the Excavation trade package for BR1, be awarded to Reimer Engineering & Land Development, from St. Charles, IL, for a total combination contract, including alternates, for $1,771,708.

The projects' funding will be paid for out of the Capital Projects fund (60).

Community Unit School District 300

New Elementary School - Bid Release 1

Tuesday, January 12, 2021 at 2:00 PM

03A-1 Building Concrete

Trade Contractor	Base Bid	Alternate #1 Classroom Addition	Addenda 1	Bond or Cert. Check	Labor Rate Sheet	Public Certificates	Combination Bid	Notes
Abbey Paving Co., Inc.	$ 1,119,450.00	$ 129,485.00	x	x	x	x		
Alright Concrete Co.	$ 1,288,000.00	$ 100,000.00	x	x	x	x		
Builder's Concrete Services LLC	$ 1,233,000.00	$ 137,000.00	x	x	x	x		
Eagle Concrete, Inc.	$ 1,127,800.00	$ 119,100.00	x	x	x	x	$2,106,800.00	03A-1 & 31A-1
Manusoso General Contracting, Inc.	$ 1,461,000.00	$ 307,000.00	x	x	x	x		
Martin Cement Company	$ 996,900.00	$ 127,250.00	x	x	x	x		
Tor Construction Company	$ 1,189,600.00	$ 118,960.00	x	x	x	x		
	$ 996,900.00	$ 100,000.00						

Community Unit School District 300

New Elementary School - Bid Release 1

Tuesday, January 12, 2021 at 2:00 PM

05A-1 Structural Steel

LAMP INCORPORATED
A CONSTRUCTION TRADITION

Trade Contractor	Base Bid	Alternate #1 Classroom Addition	Addenda 1	Bond or Cert. Check	Labor Rate Sheet	Public Certificates	Combination Bid	Notes
McKinney Steel & Sales, Inc.	No Bid							
STEELFAB, Inc.	$ 1,461,000.00	$ 110,000.00	x	x	x	x		
T.A. Bowman Constructors	$ 1,583,000.00	$ 255,000.00	x	x	x	x		
Waukegan Steel	$ 1,627,000.00	$ 139,000.00	x	x	x	x		
	$ 1,461,000.00	$ 110,000.00						

Community Unit School District 300

New Elementary School - Bid Release 1

Tuesday, January 12, 2021 at 2:00 PM

31A-1 Excavation

Trade Contractor	Base Bid	Alternate #1 Classroom Addition	Addenda 1	Bond or Cert. Check	Labor Rate Sheet	Public Certificates	Combination Bid	Notes
Alessio & Sons Company	$ 1,017,500.00	$ 31,450.00	x	x	x	x	$2,007,500.00	31A-1 &33A-1
Berger Excavating Contractors, Inc.	$ 1,084,000.00	$ 22,000.00	x	x	x	x	$1,918,000.00	31A-1 &33A-1
Curran Contracting Company	$ 1,189,989.00	$ 14,000.00	x	x	x	x		
Fox Excavating, Inc.	$ 1,722,615.00	$ 75,000.00	x	x	x	x	$2,900,000.00	31A-1 &33A-1
J.S. Riemer, Inc.	$ 1,288,300.00	$ 21,000.00	x	x	x	x	$2,202,000.00	31A-1 &33A-1
Kane County Excavating	$ 1,369,283.00	$ 55,000.00	x	x	x	x	$2,227,260.00	31A-1 &33A-1
Lima Contractors	$ 998,000.00	$ 28,000.00	x	x	x	x	$1,865,777.00	31A-1 &33A-1
Riemer Engineering & Land Development	$ 997,444.00	$ 17,986.00	x	x	x	x	$1,771,708.00	31A-1 &33A-1
Schneider Excavating	$ 1,578,183.00	$ 12,500.00	x	x	x	x		
Stark & Son Trenching	$ 1,598,461.98	$ 8,375.00	x	x	x	x		
	$ 997,444.00	$ 8,375.00						

Community Unit School District 300

New Elementary School - Bid Release 1

Tuesday, January 12, 2021 at 2:00 PM

33A-1 Site Utilities

Trade Contractor	Base Bid	Alternate #1 Classroom Addition	Addenda 1	Bond or Cert. Check	Labor Rate Sheet	Public Certificates	Combination Bid	Notes
Alessio & Sons Company	**$ 1,022,000.00**	**$ -**	x	x	x	x	$2,007,500.00	31A-1 &33A-1
Archon Construction	**$ 1,112,040.00**	**$ -**	x	x	x	x		
Berger Excavating Contractors, Inc.	**$ 854,000.00**	**$ -**	x	x	x	x	$1,918,000.00	31A-1 &33A-1
Everest Excavating and Underground	**$ 1,220,210.00**	**$ -**	x	x	x	x		
Fox Excavating, Inc.	**$ 1,199,000.00**	**$ -**	x	x	x	x	$2,900,000.00	31A-1 &33A-1
J.S. Riemer, Inc.	**$ 928,219.00**	**$ -**	x	x	x	x		
Jensen's Plumbing & Heating, Inc.	**$ 1,944,900.00**	**$ -**	x	x	x	x		
H. Linden & Sons Sewer and Water, Inc.	**$ 1,055,500.50**	**$ -**	x	x	x	x		
Kane County Excavating	**$ 892,977.00**	**$ -**	x	x	x	x	$2,227,260.00	31A-1 &33A-1
Kellenberger Plumbing & Underground, Inc.	**$ 863,568.00**	**$ -**	x	x	x	x		
Lima Contractors	**$ 897,777.00**	**$ -**	x	x	x	x	$1,865,777.00	31A-1 &33A-1
PirTano Construction Company, Inc.	**No Bid**							
Stark & Son Trenching	**$ 797,297.00**	**$ -**	x	x	x	x		
Riemer Engineering & Land Development	**No Bid**	**$ -**					$1,771,708.00	Refer to Excavation Bid Tab
	$ 797,297.00	**$ -**						

COMMUNITY UNIT SCHOOL DISTRICT NO. 300
BOARD of EDUCATION MEMO

DATE: February 3, 2021

TO: Fred Heid, Superintendent
Board of Education

FROM: Dan Opels
Executive Director of Facilities

SUBJECT: Summer Projects 2021 Bid 2
HHS & DCHS Flooring & Bleacher Repair

	Presented at the following Board Meetings:	On:
	Construction/Facility	
	Finance	
	Policy/Legislative	
	School Utilization	
X	**BOE 1st Reading**	02/09/2021
X	**BOE 2nd Reading**	02/23/2021

Background

In September 2020, planning, design, and final bidding documents for the 2021 capital projects were produced and bid out per all regulations and board policies. Provided is a summary of projects, bid results by trade package, bid opening date, and the administrative recommendation for each bid release. Bid Release 3 was opened on 2/2/21. The projects bid are as follows:

- HHS Field House Flooring Replacement
- DCHS Field House and Competition Gym Flooring Replacement
- Bleacher Repairs at DCHS

*Please note the alternate bids for this work are for replacing the exterior metal doors, frames, and thresholds that are deteriorating at DCHS.

Bid results are as follows:

- Demolition - There were three (3) companies that bid on this project. The lowest responsible bidder is Husar Abatement.
- Concrete - There were four (4) companies that bid on this project. The lowest responsible bidder is Manusos General Contracting.
- General Trades - There were four (4) companies that bid on this project. The lowest responsible bidder is SMC Construction Services (Shales McNutt).
- Athletic Flooring - There was one (1) company that bid on this project. The lowest responsible bidder is Keifer USA.
-

Administrative Recommendation

The administration recommends that the contract for:

- Demolition, BR3, be awarded to Husar Abatement from Franklin Park, IL, for a contract amount of $353,000.
- Concrete, for BR3, be awarded to Manusos General Contracting, from Fox Lake, IL, for a contract amount of $297,000.
- General Trades, for BR3, be awarded to SMC Construction Services (Shales McNutt), from Elgin, IL, for a contract amount of $475,305 (Base bid - $399,364 & Alternate Bid (Doors) - $75,941).

- Athletic Flooring, for BR3, be awarded to Keifer USA, from Lindenhurst, IL, for a total contract amount of $1,110,875.

All these projects' funding will be paid for out of the Capital Projects fund (60).

Community Unit School District 300

2021 Summer Renovations - Bid Release 3

Tuesday, February 2, 2021 at 2:00pm

02A-3 Demolition

Trade Contractor	Base Bid	Addenda 1-4	Bond or Cert. Check	Labor Rate Sheet	Public Certificates	Combination Bid	Notes
Alpine Demolition Services, LLC	$ 639,000.00	x	x	x	x		
Colfax Corporation	No Bid	x	x	x	x		
Husar Abatement	$ 353,000.00	x	x	x	x		
National Wrecking Company	$ 483,400.00	x	x	x	x		
U.S. Dismantlement LLC	No Bid	x	x	x	x		
	$ 353,000.00						

Community Unit School District 300

2021 Summer Renovations - Bid Release 3

Tuesday, February 2, 2021 at 2:00pm

03A-3 Concrete

Trade Contractor	Base Bid	Addenda 1-4	Bond or Cert. Check	Labor Rate Sheet	Public Certificates	Combination Bid	Notes
Abbey Paving Co., Inc.	$ 321,450.00	x	x	x	x		
Eagle Concrete, Inc.	$ 514,300.00	x	x	x	x		
Manusos General Contracting, Inc.	$ 297,000.00	x	x	x	x		
Schaefges Brothers, Inc.	$ 393,000.00	x	x	x	x		
	$ 297,000.00						

Community Unit School District 300

2021 Summer Renovations - Bid Release 3

Tuesday, February 2, 2021 at 2:00pm

06A-3 General Trades

Trade Contractor	Base Bid	Alternate #1 Dundee Crown H.S. Fiberglass Doors	Addenda 1-4	Bond or Cert. Check	Labor Rate Sheet	Public Certificates	Combination Bid	Notes
Hargrave Builders	$ 416,450.00	$ 87,450.00	x	x	x	x		
Manusos General Contracting, Inc.	$ 410,000.00	$ 78,500.00	x	x	x	x		
RB Construction, Inc.	$ 420,000.00	$ 85,000.00	x	x	x	x		
SMC Construction Services (Shales McNutt)	$ 399,364.00	$ 75,941.00	x	x	x	x		
	$ 399,364.00	$ 75,941.00						

Community Unit School District 300

2021 Summer Renovations - Bid Release 3

Tuesday, February 2, 2021 at 2:00pm

09F-3 Athletic Flooring

Trade Contractor	Base Bid	Addenda 1-4	Bond or Cert. Check	Labor Rate Sheet	Public Certificates	Combination Bid	Notes
Floors Inc.	No Bid	x	x	x	x		
Kiefer U.S.A.	$ 1,110,875.00	x	x	x	x		
Prostar Surfaces, Inc	No Bid	x	x	x	x		
	$ 1,110,875.00						

COMMUNITY UNIT SCHOOL DISTRICT NO. 300
BOARD of EDUCATION MEMO

DATE: February 17, 2021

TO: Board of Education

FROM: Fred Heid
Superintendent

	Presented at the following Board Meetings: 02/09/2021 On:	
	Construction/Facility	
	Finance	
	Policy/Legislative	
	School Utilization	
X	**BOE 1st Reading**	02/09/2021
X	**BOE 2nd Reading**	02/23/2021

SUBJECT: Return to In-Person Learning Plan

Background
The recommended Grade-Level In-Person Learning Plan Changes are as follows:

Preschool Fourth Quarter Changes:
Recommendation: Effective Monday, March 22, all preschool classes will:

- Eliminate the A/B schedule and synchronous Fridays
- All students will attend classes Monday through Friday (this includes self-contained Special Education students)
- Class sizes for in-person learning will increase (presently at 14)

Elementary 4th Quarter Changes:
Recommendation: Effective Monday, March 22, all elementary schools will eliminate the synchronous day each week and replace it with an additional hybrid (in-person attendance day or remote learner day).

All families have a choice between attending in-person or attending remotely. As such, District 300 will ask families to consider the following changes to District 300's existing COVID-19 guidelines that will go into effect for the fourth quarter:

Please note:
- Friday, March 19, is now the end of the third quarter grading period
- Monday, March 22, will be the start of the fourth quarter
- **Starting the week of March 22, students enrolled in the in-person instruction model will begin attending in-person five days a week**
- Friday, March 26, is an early release day
- Spring break has not changed (March 29 through April 2)
- April 16 and May 7 will continue to be early release days (no specials)
- The A-E specials rotation has been labeled for the remainder of the year
- The last day of school will be May 25
- Class size limitations will be increased to up to 24 students
    - Classes that exceed 24 students will be placed on an alternating A/B schedule
    - Social distancing may be reduced from 6 feet to a range of 3 feet to 5 feet depending upon class enrollment

    - A-B elementary groups will follow the same calendar as our middle schools and high schools
- All elementary schools will maintain heightened safety protocols, including:
    - Daily screenings (both staff and students)
    - Wearing masks (both staff and students)
    - Plexiglass at desks and cafeteria
    - Enhanced cleaning procedures
    - One way hallways (or modified bell schedules)
    -

<u>Middle/High School Changes:</u>

Recommendation: Effective Monday, March 1, all middle schools and high schools will eliminate synchronous Fridays and will implement a new A/B day rotation:

- **Week 1: A-Day / B-Day / A-Day / B-Day / A-Day**
- **Week 2: B-Day / A-Day / B-Day / A-Day/ B-Day**

All families have a choice between attending in-person or attending remotely. As such, District 300 will ask families to consider the following changes to our existing COVID-19 guidelines that will go into effect for the fourth quarter:

Please note:

- All Special Education self-contained programs, 300 Plus, and Oak Ridge will be five days a week
- Friday, March 19, is now the end of the third quarter grading period
- Monday, March 22, will be the start of the fourth quarter
- Friday, March 26, is an early release day
- Spring break has not changed (March 29 through April 2)
- April 16 and May 7 will continue to be early release days (no specials)
- Spring break has not changed (March 29 through April 2)
- The last day of school will be May 25
- Class size limitations will be increased to up to 24 students
    - Social distancing may be reduced from 6 feet to a range of 3 feet to 5 feet depending upon class enrollment
- All middle/high schools will maintain heightened safety protocols, including:
    - Daily screenings (both staff and students)
    - Wearing masks (both staff and students)
    - Plexiglass at desks and cafeteria
    - Enhanced cleaning procedures
    - One way hallways (or modified bell schedules)

MARCH 2021

SUNDAY	MONDAY	TUESDAY	WEDNESDAY	THURSDAY	FRIDAY	SATURDAY
	1	2	3	4	5	6
7	8	9	10	11	12 No Student Attendance	13
14	15 No Student Attendance	16	17	18	19 End of Quarter	20
21	22 Group A B1	23 Group B C1	24 Group A D1	25 Group B E1	26 Group A Early Release	27
28	29 Spring Break	30 Spring Break	31 Spring Break			

Revised: 2/12/2021

ELEMENTARY IN-PERSON/REMOTE LEARNING SCHEDULE

2020-2021 - Quarter 4

APRIL 2021

SUNDAY	MONDAY	TUESDAY	WEDNESDAY	THURSDAY	FRIDAY	SATURDAY
				1 Spring Break	2 District Holiday - No School	3
4	5 Group B A2	6 Group A B2	7 Group B C2	8 Group A D2	9 Group B E2	10
11	12 Group A A1	13 Group B B1	14 Group A C1	15 Group B D1	16 Group B Early Release	17
18	19 Group A E1	20 Group B A2	21 Group A B2	22 Group B C2	23 Group A D2	24
25	26 Group B E2	27 Group A A1	28 Group B B1	29 Group A C1	30 Group B D1	

Revised: 2/12/2021

DISTRICT 300

ELEMENTARY IN-PERSON/REMOTE LEARNING SCHEDULE

2020-2021 - Quarter 4

MAY 2021

SUNDAY	MONDAY	TUESDAY	WEDNESDAY	THURSDAY	FRIDAY	SATURDAY
						1
2	3 Group A E1	4 Group B A2	5 Group A B2	6 Group B C2	7 Group A Early Release	8
9	10 Group B D2	11 Group A E2	12 Group B A1	13 Group A B1	14 Group B C1	15
16	17 Group A D1	18 Group B E1	19 Group A A2	20 Group B B2	21 Group A C2	22
23	24 Group B D2	25 Group A E2 End of Semester	26 Emergency Make-up Day	27 Emergency Make-up Day	28 Emergency Make-up Day Last possible day of school	29
30	31 Memorial Day - District Closed					

Revised: 2/12/2021

MIDDLE & HIGH SCHOOL A/B INSTRUCTIONAL CALENDAR

2020-2021 - Quarter 4

Information regarding the Middle and High School A/B On Site Attendance Calendar for Quarter 4

- CLICK HERE for the Middle School and/or High School Bell Schedules for Quarter 4. Students will follow a 9-period day schedule

Hybrid learners (in person):

- View the bottom of your student schedule in Infinite Campus Portal to locate your group letter
- Attend school in person on "A" Days if you are Group A and "B" Days if you are Group B
    - If your schedule says "Daily," attend on both Group A and Group B days
- Attend classes via Zoom on days you are learning remotely
- On the days that are denoted as "Remote & Synchronous" all students attend remotely via Zoom following their regular day bell schedule or early release bell schedule (note: early release dates are March 26, April 16, and May 7)

Remote-only learners:

- Daily remote students will either be sectioned into a remote only class (5 days a week synchronous) or a hybrid class (joining an in-person class five days a week synchronously)
- Classes that only have remote students will have the word REMOTE next to the teacher name on the student schedule (this only applies at the high school level)

Self-Contained Learners (LIFE, LEAP, Multi-Needs, Oak Ridge, 300 Plus):

- Students will return in-person or remain fully remote with their special education teachers Monday-Friday
- For student remaining remote, parents may schedule walk-in services for related services

Additional Notes:

- If (State) testing, or other factors, impacts this calendar, families will be notified by the building principal
- End of semester assessments (i.e. final exams) may be administered between May 10 - May 25 as outlined on the Assessment Calendar. Teachers will communicate dates to students in advance.
- If the district makes any adjustments to the current plan for (P)SAT or final exams, it will be communicated by either the district or building principal

Revised: 2/11/2021

MIDDLE & HIGH SCHOOL A/B INSTRUCTIONAL CALENDAR

2020-2021 - Quarter 4

MARCH 2021

SUNDAY	MONDAY	TUESDAY	WEDNESDAY	THURSDAY	FRIDAY	SATURDAY
	1	2	3	4	5	6
7	8	9	10	11	12 No Student Attendance	13
14	15 No Student Attendance	16	17	18	19 End of Quarter	20
21	22 Group A	23 Group B	24 Group A	25 Group B	26 Early Release Group A	27
28	29 Spring Break	30 Spring Break	31 Spring Break			

Revised: 2/11/2021

DISTRICT 300

MIDDLE & HIGH SCHOOL A/B INSTRUCTIONAL CALENDAR

2020-2021 - Quarter 4

APRIL 2021

* April 13-15: View Assessments Information website for Schedule and Information for High Schools

SUNDAY	MONDAY	TUESDAY	WEDNESDAY	THURSDAY	FRIDAY	SATURDAY
				1 Spring Break	2 District Holiday - No School	3
4	5 Group B	6 Group A	7 Group B	8 Group A	9 Group B	10
11	12 Group A	13 *HS Testing Schedule ---------- MS: Group B	14 *HS Testing Schedule ---------- MS: Group A	15 *HS Testing Schedule ---------- MS: Group B	16 Early Release Group B	17
18	19 Group A	20 Group B	21 Group A	22 Group B	23 Group A	24
25	26 Group B	27 Group A	28 Group B	29 Group A	30 Group B	

Revised: 2/11/2021

DISTRICT 300

MIDDLE & HIGH SCHOOL A/B INSTRUCTIONAL CALENDAR

2020-2021 - Quarter 4

MAY 2021

SUNDAY	MONDAY	TUESDAY	WEDNESDAY	THURSDAY	FRIDAY	SATURDAY
						1
2	3 Group A	4 Group B	5 Group A	6 Group B	7 Early Release Group A	8
9	10 Group B	11 Group A	12 Group B	13 Group A	14 Group B Seniors Last Day of Attendance	15
16	17 Group A	18 Group B	19 Group A	20 Group B	21 Group A	22 High School Graduation
23	24 Group B	25 End of Semester Group A	26 Emergency Make-up Day	27 Emergency Make-up Day	28 Emergency Make-up Day Last possible day of school	29
30	31 Memorial Day - District Closed					

Revised: 2/11/2021