

Agenda of Board Workshop Meeting

The Board of Trustees Ector County Independent School District

A Board Workshop Meeting of the Board of Trustees of Ector County Independent School District will be held November 7, 2023, beginning at 6:00 PM.

The subjects to be discussed or considered are listed below. Items do not have to be taken in the same order as shown on this meeting notice.

1. Call to Order - Roll Call
2. Verification of Compliance with Open Meeting Law - this is to certify that the provisions of Section 551.001 of the Texas Government code have been met in connection with public notice of this meeting.
3. Opening Remarks by Superintendent
4. Public Comment
5. Report/Discussion Items
 - A. Strategic Plan Quarterly Board Update 2
 - B. Discussion of Annual Financial Report 23
6. Possible Request for Approval to Move to Closed Meeting - Personnel Matters - Section 551.074 of the Texas Government Code [Board will deliberate the appointment, employment, evaluation, reassignment, duties, discipline, or dismissal of public employees of the District or hear a complaint or charge against an officer or employee.]
Consultations with Attorney - Section 551.071 of the Texas Open Meetings Act [The Board will meet in Closed Session in Consultation with the Board's Attorney Regarding all Matters as Authorized by Law.]
7. Closing Remarks by Superintendent
8. Adjournment



STRATEGIC PLAN QUARTERLY BOARD UPDATE

The District began work on the strategic plan, *The Future is Now*, in March 2019 to guide the work of the District through the year 2024.

There will be quarterly strategic plan board updates on the different projects of the strategic plan. The following topics will be presented on November 7, 2023: (1) Implement Personalized Professional Learning, (2) and Establish District Technology Standardization.

THE
FUTURE
IS
NOW

The logo consists of the words 'THE FUTURE IS NOW' in a stylized, bold font. 'THE' is in a smaller purple font at the top. 'FUTURE' is in a large purple font with a gradient. 'IS' is in a smaller purple font below 'FUTURE'. 'NOW' is in a large green font with a gradient, and the letter 'O' is replaced by a green wireframe globe.

Foundations • Talent • Learning

Strategic Plan Quarterly Update

Strategic Plan Board Updates

Today

1. Establish District Technology Standardization
2. Implement Personalized Professional Learning

Feb.
2024

Aug.
2024

May
2024

Vision:

OUR students... THE future...



Mission:

Believing OUR students are THE future, the mission of Ector County ISD is to inspire and challenge every student to be prepared for success and to be adaptable in an ever-changing society.

ECISD Board Goals



Board Goal

1

The percentage of students achieving or exceeding the meets standard on state assessments will increase from 32%¹ to 60% by May 2024 across all tested content areas.

2

The percentage of 3rd grade students reading at, or above grade level will increase from 35%¹ to 45% by May 2024.

3

The percentage of high school graduates considered College, Career or Military Ready will increase from 56%¹ to 65% by May 2024.

6

14 Indicators of Success

Board Goals	Indicator of Success	Measure	District Baseline (SY2019)	SY2021 Goals	SY2022 Goals	SY2023 Goals	SY2024 Goals
1,2,3	Attendance	% student daily attendance	93.5% ¹	94% 92.6%	94.5% 90.7%	94.7% 91.67%	95%
1,2,3	Growth (STAAR)	% of students who meet or exceed the STAAR progress measure	61% ¹	63% NR	66% 70%	69%	75%
1,2,3	Growth (MAP)	% student end of year RIT score met or exceeded individual growth projections based upon MAP	50%	52% 50%	54% 53%	56% 52.40%	58%
2	Kindergarten Readiness	% of students meeting kindergarten readiness benchmark	35.2% ¹	40% 33.2%	45% 46%	60% 56%	7 65% 54%
1,2,3	3 rd Grade Composite (reading and math)	% of 3 rd grade students achieving the meets or exceeds standard in both reading and math on STAAR	24% ³	26% 15%	28% 23%	31%	35%
1,3	6 th grade reading or math on grade level	% of 6 th grade students achieving the meets or exceeds standard in reading or math on STAAR	R - 20% ¹ M - 26% ¹	R - 22% M - 28% R-18% M-20%	R - 25% M - 33% R- 29% M-32%	R - 30% M - 39%	R-37% M-47%
1,3	8 th grade reading or math on grade level	% of 8 th grade students achieving the meets or exceeds standard in reading or math on STAAR	R - 34% ¹ M - 24% ¹	R - 36% M - 26% R-27% M-16%	R - 41% M - 35% R- 42% M-14%	R - 47% M - 45%	R-55% M-57%

1. 2018-2019 Texas Education Agency TAPR
2. NWEA MAP Score District Report ECISD Department of Accountability
3. 2018-2019 Texas Education Agency HTML TAPR https://rptsrv1.tea.texas.gov/cgi/sas/broker?_service=marykay&_debug=0&batch=N&app=PUBLIC&_program=perfreport.perfmast.sas&level=district&search=distnum&prgopt=2019/acct/domain1c.sas&namenum=068901
4. National Clearinghouse District Report ECISD Department of Accountability
5. Txschools.gov https://rptsrv1.tea.texas.gov/cgi/sas/broker?_service=marykay&_debug=0&batch=N&app=PUBLIC&_program=perfreport.perfmast.sas&level=district&search=distnum&prgopt=2019/acct/domain3.sas&namenum=068901
6. Panorama District Report ECISD Department of Accountability
7. https://1ayhoq479ufd3vno29x7ubjn-wpengine.netdna-ssl.com/wp-content/uploads/2014/11/Recovery2020.FR_Web_.pdf
8. 2020 CCMR Tracker TEA TEAL report

14 Indicators of Success

Board Goals	Indicator of Success	Measure	District Baseline (SY2019)	SY2021 Goals	SY2022 Goals	SY2023 Goals	SY2024 Goals
1,3	English I and Algebra I college ready	% of English I and Algebra I testers achieving the meets or exceeds standard on STAAR EOC	Eng I - 36% ¹ Alg I - 42% ¹	Eng I – 38% Alg 1 – 44%	Eng I –41% Alg 1 – 49%	Eng I – 45% Alg 1 – 55%	Eng I – 50% Alg I – 61%
				Eng I - 28% Alg 1- 22%	Eng I - 28% Alg 1- 29%		
1,3	College, Career, and Military Readiness	% of current seniors meeting at least one CCMR accountability indicator by the fall of their senior year	19.6% ⁸	21%	23%	25%	27%
				21.5%	23.4%	38.1% Class of 2022	
3	4 Year Graduate Rate	% of students in grades 9-12 who graduate within four years of entering high school (longitudinal rate)	83.7% ¹	84%	86%	88%	⁸ 90%
				84.7%	85.5%		
3	Postsecondary enrollment	% of graduates enrolled in technical, two-year, four-year college, or enlists in the military one year after graduation	51% ⁴ Class of 2019	51% Class of 2020	53% Class of 2021	60% Class of 2022	65% Class of 2023
				51%	47%		
3	Postsecondary completion	% of graduates who complete a technical, two-year, four-year certificate or degree program or four years of service in the military within six years of their high school graduation date	6.5% ⁴ Class of 2012	31% Class of 2015	33% Class of 2016	35% Class of 2017	65% ⁷ Class of 2018
				29%			
1,2,3	Academic Gaps	The performance of ECISD student subgroups compared to their peers across the state of Texas (Domain 3)	11 out of 47 (23%) ⁵	13 out of 47 (28%)	16 out of 47 (34%)	20 out of 47 (43%)	24 out of 47 (51%)
				33%	40%		
1,2,3	School Connectedness	The belief held by students that adults and peers in the school care about their learning as well as about them as individuals.	59% ⁶	60%	61%	62%	63%
				57%	59%		⁶

STRATEGIC PLAN PROJECTS



FOUNDATIONAL EXCELLENCE

- Systematize Social Emotional Learning
- Systematize Equity Based Funding
- Smart Badging
- Develop Long Range Facilities Master Plan
- Develop Efficient Systems to Increase Productivity in Operations
- Attain Data Interoperability
- Earn Trusted Learning Environment Seal
- Establish District Technology Standardization
- Provide Home Internet Connectivity



TALENT DEVELOPMENT

- Strengthen Professional Learning Communities
- Implement Personalized Professional Learning
- Cultivate Talent Pipelines
- Incorporate Strategic Staffing and Compensation
- Develop a System of Support for National Board Certification




LEARNING JOURNEY

- Establish “To and Through” Efforts
- Develop Choice Schools
- Systematize Blended Learning
- Redesign the Student Summer Experience
- Implement a Learning Management System
- Expand PreK
- High Impact Tutoring

Strategic Plan Update: District Technology Standard

Toby Lefevers
Director of Information Technology

10



New Teacher Workstation Setup

Previous



Updated



DELL CTO 7430 Touchscreen laptop:

Intel 12th Gen i7 Processor (10 core, 12MB Cache, 12 Threads, up to 4.80HGz)
32GB RAM DDR4
512GB M.2 SSD NVMe drive
Wi-Fi 6E wireless card
Webcam/Mic Backlit US English Keyboard
BUILT-IN SMART CARD READER

11

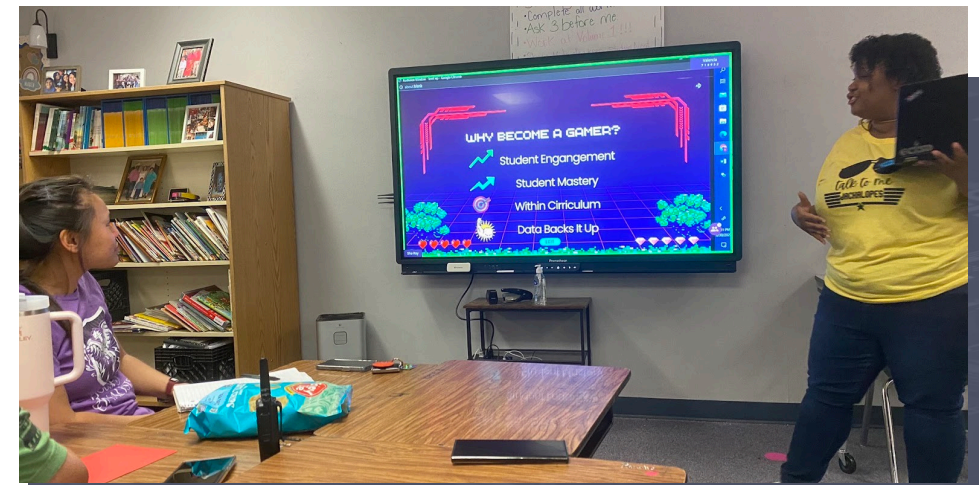

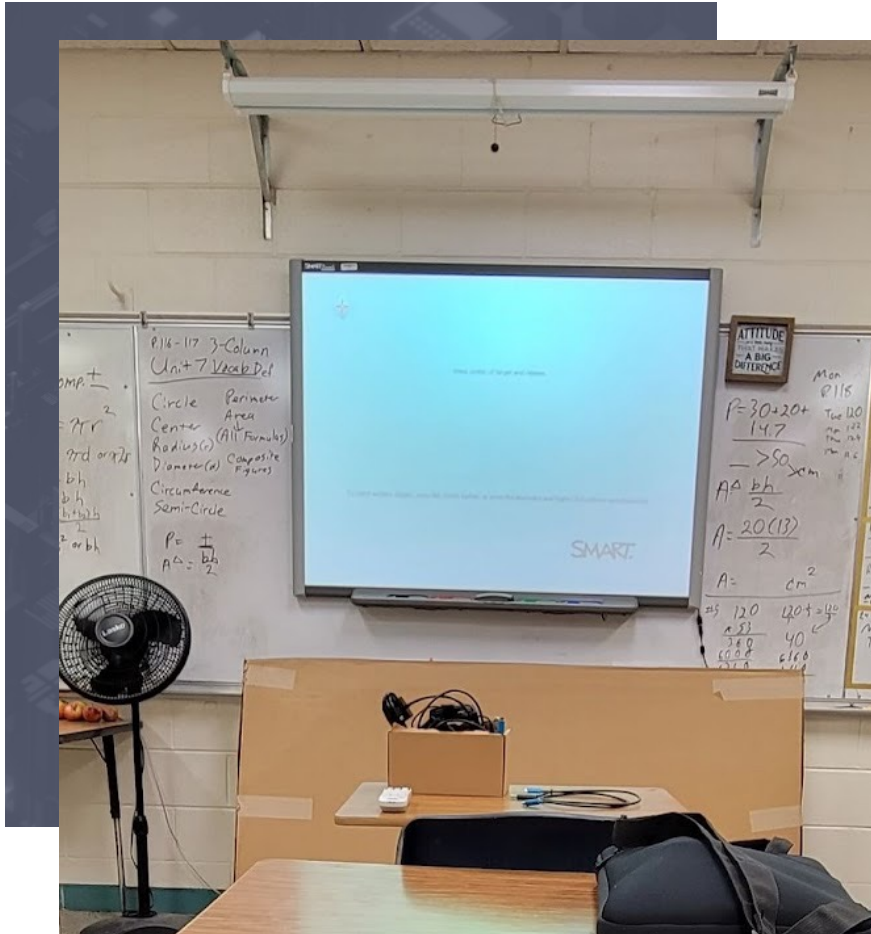
Belkin USB-C Triple Display Docking Station

Dell P2219H 24" 1920 x 1080 IPS LCD Monitor

Promethean ActivPanel 75" Titanium AP9 Premium

34,583 total devices in use

Interactive Flat Panels



Strategic Plan Board Updates



001 - CTE AGRICULTURAL FARM	6	114 - IRELAND ELEM SCHOOL	38
002 - ODESSA HIGH SCHOOL	71	115 - LAMAR EARLY EDUC CENTER	13
003 - PERMIAN HIGH SCHOOL	164	116 - MILAM ELEMENTARY SCHOOL	39
004 - ALTERNATIVE EDUC CENTER	11	117 - PEASE ELEMENTARY SCHOOL	17
005 - YOUTH CENTER	7	118 - REAGAN MAGNET SCHOOL	43
011 - GEORGE HW BUSH NEW TECH ODESSA	23	119 - ROSS ELEMENTARY SCHOOL	16
042 - BONHAM MIDDLE SCHOOL	62	121 - SAN JACINTO ELEM SCHOOL	21
043 - BOWIE MIDDLE SCHOOL	11	122 - TRAVIS ELEMENTARY SCHOOL	20
044 - CROCKETT MIDDLE SCHOOL	8	123 - ZAVALA ELEMENTARY SCHOOL	22
045 - WILSON & YOUNG MIDDLE SCHOOL	27	124 - NOEL ELEMENTARY SCHOOL	31
046 - NIMITZ MIDDLE SCHOOL	58	125 - BLANTON ELEM SCHOOL	11
101 - ALAMO/POND ELEM SCHOOL	31	126 - FLY ELEMENTARY SCHOOL	30
102 - AUSTIN ELEMENTARY SCHOOL	38	127 - BLACKSHEAR ELEM SCHOOL	6
103 - BURLESON ELEM SCHOOL	13	128 - JOHNSON ELEM SCHOOL	15
104 - BURNET ELEMENTARY SCHOOL	10	129 - JORDAN ELEMENTARY SCHOOL	17
105 - CAMERON ELEM SCHOOL	13	130 - CAVAZOS ELEM SCHOOL	13
106 - CARVER EARLY EDUC CENTER	7	131 - E K DOWNING ELEM SCHOOL	8
107 - DOWLING ELEM SCHOOL	14	132 - WEST ELEM SCHOOL	8
110 - GOLIAD ELEMENTARY SCHOOL	11	133 - BUICE ELEMENTARY SCHOOL	37
111 - GONZALES ELEM SCHOOL	13	698 - CTE FROST BUILDING & GREENHOUSE	7
112 - HAYS ELEMENTARY SCHOOL	15	871 - SPED ANNEX	6
113 - SAM HOUSTON ELEM SCHOOL	31	ADMINISTRATION BUILDING	6

13

Total: 1268 Panels Installed; 1068 Panels Remaining

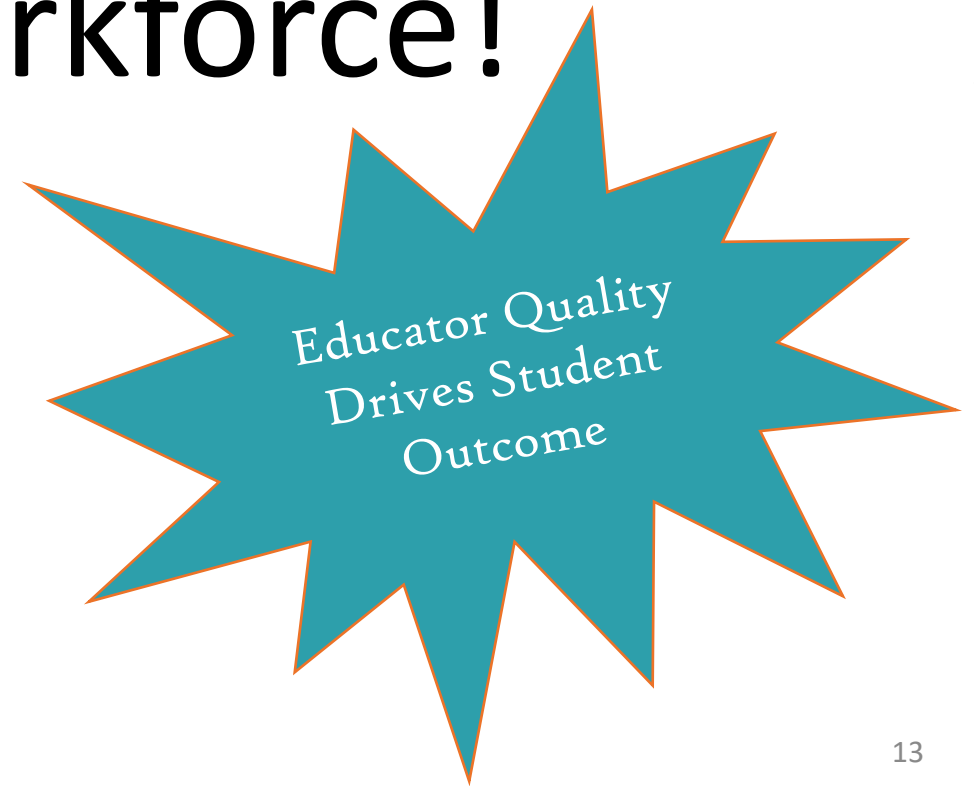
Personalized Professional Learning



14

Our Why

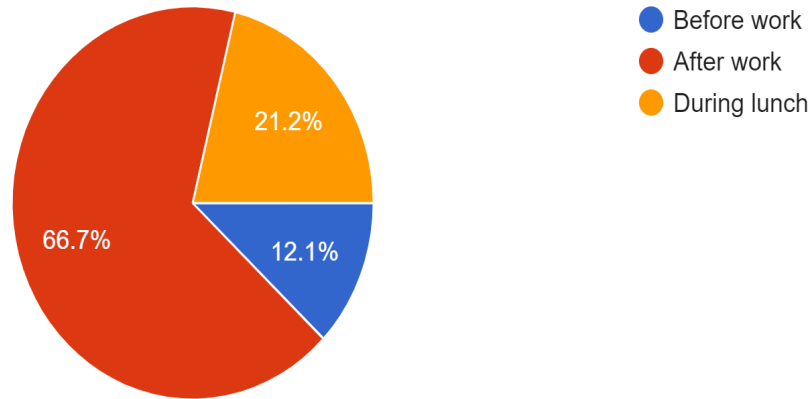
Our organization will never
outperform our workforce!



Professional Development Needs Assessment Instructional

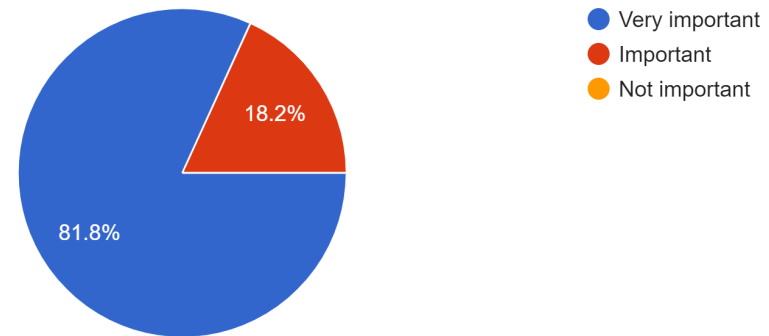
What is the best time of day for you to attend professional learning?

33 responses



How important is professional learning to you in terms of job satisfaction and career growth?

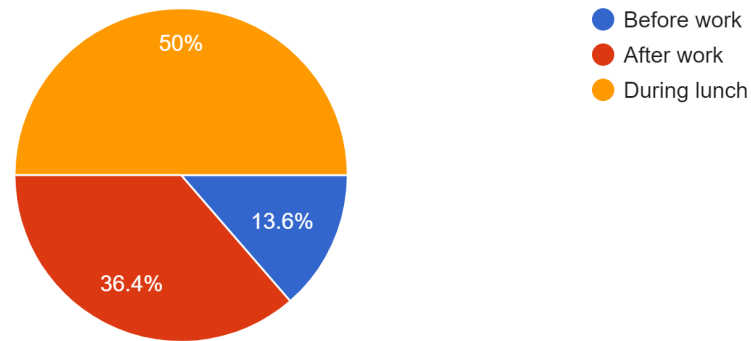
33 responses



Professional Development Needs Assessment Non- Instructional

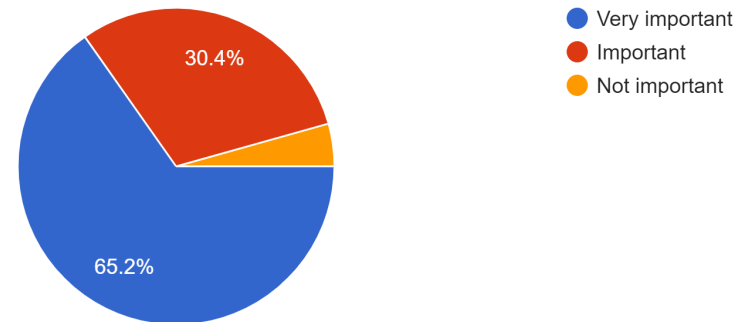
What is the best time of day for you to attend professional learning?

22 responses



How important is professional learning to you in terms of job satisfaction and career growth?

23 responses



Personalized Professional Learning



Coaching

Takes place in the classroom, in real time, with current students, and is centered on issues of actual practice.



Professional Learning Communities

Takes place in the school, shortly before or after instruction, away from students, and is centered on issues of actual practice.



Mentoring

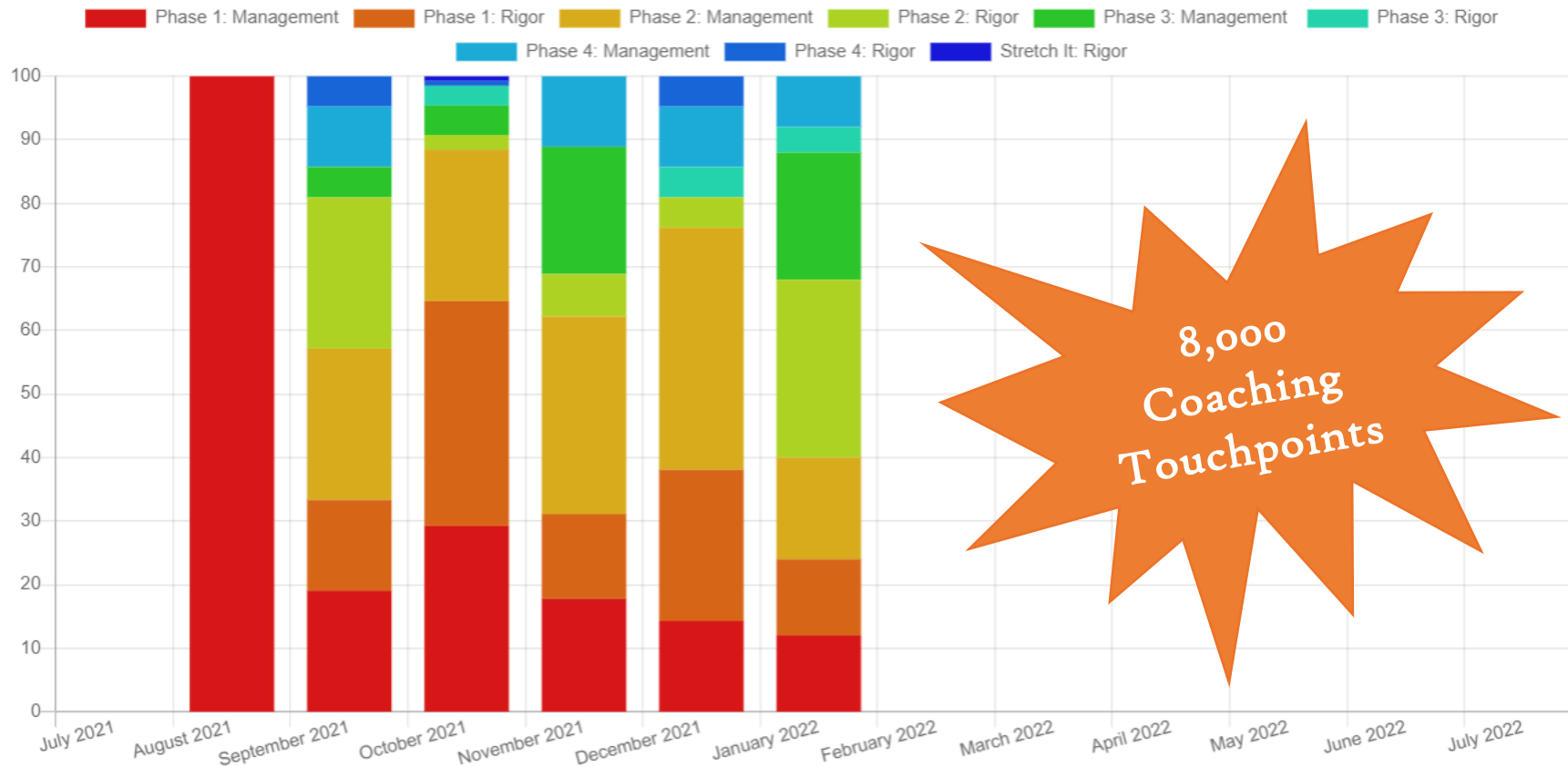
Takes place in the classroom, nearly real time, away from students, and is centered on issues of actual practice.



Independent Learning

A teacher independently researches a problem of practice, implements a solution in class, then reflects on the experience.

Coaching



8,000
Coaching
Touchpoints

Next Steps

- Create a Talent Steering Committee
- Working on a Goal for Retention
- December Pulse Survey for New Teachers
- Individualized Learning Plans

Big Rocks

- Classroom Management and Behavior Support
- Instructional Strategies and Engagement
- Technology Integration
- Reflective Practice
- Data Driven Decision Making
- Reflective Practice
- Inclusive Classrooms

THE
FUTURE
IS
NOW



Foundations • Talent • Learning

Strategic Plan Quarterly Update



Ector County Independent School District

Cover Page

TO: Board of Trustees
FROM: Deborah Ottmers, Chief Financial Officer
SUBJECT: DISCUSSION OF ANNUAL FINANCIAL REPORT
DATE: November 7, 2023

Deborah Ottmers, Chief Financial Officer, will present draft information for the 2022-2023 school year annual financial report. Final report will be provided on November 14, 2023 to the Board for approval.

Ector County Independent School District
Statement of Revenues, Expenditures, and Changes in Fund Balances
Governmental Funds
For the Year Ended June 30, 2023

EXHIBIT C-3

DRAFT

Data Control Codes	10 General Fund	20 National School Breakfast & Lunch Program	50 Debt Service Fund	Other Nonmajor Governmental Funds	Total Governmental Funds
REVENUES:					
5700 Local and Intermediate Sources	\$ 167,334,304	\$ 897,725	\$ 32,205,506	\$ 9,682,941	\$ 210,120,476
5800 State Program Revenues	144,458,249	436,186	491,865	4,598,967	149,985,267
5900 Federal Program Revenues	6,898,105	17,650,972	-	38,167,827	62,716,904
5020 Total Revenues	<u>318,690,658</u>	<u>18,984,883</u>	<u>32,697,371</u>	<u>52,449,735</u>	<u>422,822,647</u>
EXPENDITURES:					
Current:					
0011 Instruction	193,706,366	-	-	29,306,232	223,012,598
0012 Instructional Resources and Media Services	1,955,139	-	-	186,855	2,141,994
0013 Curriculum and Instructional Staff Development	7,711,241	-	-	7,409,716	15,120,957
0021 Instructional Leadership	5,165,610	-	-	584,487	5,750,097
0023 School Leadership	20,832,890	-	-	2,064,082	22,896,972
0031 Guidance, Counseling, and Evaluation Services	12,927,182	-	-	2,087,210	15,014,392
0032 Social Work Services	1,625,925	-	-	664,811	2,290,736
0033 Health Services	3,094,946	-	-	187,382	3,282,328
0034 Student (Pupil) Transportation Services	9,258,483	-	-	62,692	9,321,175
0035 Food Services	-	21,221,691	-	76,990	21,298,681
0036 Extracurricular Activities	6,891,150	-	-	411,771	7,302,921
0041 General Administration	7,938,666	-	-	52,000	7,990,666
0051 Facilities Maintenance and Operations	32,797,420	-	-	1,055,879	33,853,299
0052 Security and Monitoring Services	3,855,391	-	-	263,661	4,119,052
0053 Data Processing Services	11,218,992	-	-	613,145	11,832,137
0061 Community Services	1,627,143	-	-	226,333	1,853,476
Debt Service:					
0071 Principal on Long Term Debt	1,047,394	-	26,950,000	-	27,997,394
0072 Interest on Long Term Debt	59,275	-	5,257,880	-	5,317,155
0073 Bond Issuance Costs and Fees	-	-	-	-	-
Capital Outlay:					
0081 Facilities Acquisition and Construction	3,082,951	-	-	10,310,873	13,393,824
Intergovernmental:					
0093 Payments to SSA Members	-	-	-	79,283	79,283
0099 Other Intergovernmental Charges	1,983,848	-	-	-	1,983,848
6030 Total Expenditures	<u>326,780,012</u>	<u>21,221,691</u>	<u>32,207,880</u>	<u>55,643,402</u>	<u>435,852,985</u>
1100 Excess (Deficiency) of Revenues over (Under) Expenditures	<u>(8,089,354)</u>	<u>(2,236,808.00)</u>	<u>489,491</u>	<u>(3,193,667)</u>	<u>(13,030,338)</u>
OTHER FINANCING SOURCES (USES):					
7911 Capital Related Debt Issued	-	-	-	-	-
7912 Sale of Real and Personal Property	357,374	60,943	-	-	418,317
7913 Proceeds from Lease	491,900	-	-	-	491,900
7915 Transfers In	-	-	-	390,882	390,882
7916 Premium/Discount on Issuance of Bonds	-	-	-	-	-
7917 Other sources-prepaid interest	-	-	328,073	-	328,073
8911 Transfers Out (use)	(390,882)	-	-	-	(390,882)
8949 Other (Uses)	-	-	-	-	-
7080 Total Other Financing Sources (Uses)	<u>458,392</u>	<u>60,943</u>	<u>328,073</u>	<u>390,882</u>	<u>1,238,290</u>
1200 Net Change in Fund Balances	(7,630,962)	(2,175,865)	817,564	(2,802,785)	(11,792,048)
0100 Fund Balance - July 1 (Beginning)	<u>110,649,434</u>	<u>11,890,205</u>	<u>16,251,745</u>	<u>9,508,876</u>	<u>148,300,260</u>
3000 Fund Balance -- June 30 (Ending)	<u>\$ 103,018,472</u>	<u>\$ 9,714,340</u>	<u>\$ 17,069,309</u>	<u>\$ 6,706,091</u>	<u>\$ 136,508,212</u>

The Statement of Revenues, Expenditures, and Changes in Fund Balance presented above is an excerpt from the Ector County Independent School District's Annual Financial Report. This statement is being published pursuant to local government code section 140.006.