

Agenda of Regular Meeting and Public Hearing of District Annual Performance Report

The Board of Trustees Ector County Independent School District

A Regular Meeting and Public Hearing of District Annual Performance Report of the Board of Trustees of Ector County Independent School District will be held January 18, 2022, beginning at 6:00 PM.

The subjects to be discussed or considered are listed below. Items do not have to be taken in the same order as shown on this meeting notice.

1. Call to Order - Roll Call
2. Verification of Compliance with Open Meeting Law - this is to certify that the provisions of Section 551.001 of the Texas Government code have been met in connection with public notice of this meeting.
3. Pledge Allegiance to US and Texas Flags:
4. Invocation:
5. Special Presentations:
 - Odessa High School Student Qualified for UIL Congress State Competition
 - Academic All-State Athletes from Fall 2021
 - Mayor's School Board Recognition Month Proclamation
 - Presentation of Extra Mile Award to Nelson Minyard
6. Opening Remarks by Superintendent
7. Public Comment
8. Action Items
 - A. Discussion of and Request for Approval of Purchases over \$50,000 3
 - B. Discussion of and Request for Approval of the 2021-2022 Academic Calendar Amendment Due to TCLAS Requirements 6
 - C. Discussion of and Request for Approval of Ector County Appraisal District Board Member to Fill a Vacancy 8
 - D. Discussion of and Request for Approval of the Selection Process to Fill the Ector County ISD Single-Member District 7 Board of Trustee Vacancy 15
9. Consent Agenda 16
 - A. Request for Approval of Minutes of Meetings 17
 - B. Request for Approval of Bills for Payment 25
 - C. Request for Approval of Acceptance of Donations Over \$10,000 42
 - D. Request for Approval of Memorandum of Understanding between University of the Southwest and Ector County Independent School District 2021-2022 43

10. Report/Discussion Items	
A. Public Hearing on District Annual Performance Report	48
B. Bond Discussion	123
11. Possible Request for Approval to Move to Closed Meeting - Personnel Matters - Section 551.074 of the Texas Government Code [Board will deliberate the appointment, employment, evaluation, reassignment, duties, discipline, or dismissal of public employees of the District or hear a complaint or charge against an officer or employee.] Consultations with Attorney - Section 551.071 of the Texas Open Meetings Act [The Board will meet in Closed Session in Consultation with the Board's Attorney Regarding all Matters as Authorized by Law.]	
12. Information Items	124
A. Acknowledgement of Donations	125
B. Amended Administrative Professional	126
C. Financials	127
D. Purchasing Report	131
E. Routine Personnel Report	132
F. Teacher Certification Waivers	133
13. Closing Remarks by Superintendent	
14. Adjournment	



Ector County Independent School District

Action Page

TO: Board of Trustees
FROM: Deborah Ottmers, Chief Financial Officer
SUBJECT: DISCUSSION OF AND REQUEST FOR APPROVAL OF PURCHASES OVER \$50,000
DATE: January 18, 2022

As Required by Board Policy CH (Local), following is a list of contracts/projects recommended to be awarded by purchase orders once approved.

Administrative Recommendation:
Approval of Purchases over \$50,000

Item	Vendor	Service/ Product	Estimated Contract Price	Funding	Requestor	Service/Product Summary
1	Houghton Mifflin Harcourt Publishing Company	RFP #21-16 Contracted Services	\$ 420,000	Title 1 Fund 211	Jaime Miller Curriculum & Instruction	<p>ECISD's Curriculum and Instruction department is requesting to partner with Houghton Mifflin Harcourt Publishing Company (HMH). HMH job-embedded coaching provides targeted literacy learning focused on best practices for Texas classrooms. Embedding professional learning into coaching helps teachers develop and enhance their instructional expertise with research based teaching practices. Houghton Mifflin Harcourt Publishing Company received the highest evaluation out of six (6) bid proposals received. Houghton Mifflin Harcourt Publishing Company is the recommended supplier for this project.</p>

Jaime Miller

Executive Director of Curriculum and Instruction

Jaime.miller@ectorcountysd.org

432-456-8492



RFP # 21-16- Embedded Literacy Coaching

Purpose: ECISD’s Curriculum and Instruction department is requesting to partner with Houghton Mifflin Harcourt Publishing Company (HMH). HMH job-embedded coaching provides targeted literacy learning focused on best practices for Texas classrooms. Embedding professional learning into coaching helps teachers develop and enhance their instructional expertise with research-based teaching practices. These practices enable teachers to transform instruction and empower students to achieve excellence. The professional development will be based on Ector County’s adopted curriculum resources and teachers will receive engaging activities that can be implemented in their classrooms. During coaching, HMH Instructional Coaches will focus on foundational literacy skills, vocabulary, reading workshop, writing workshop, guided reading, literacy centers, and whole-group Tier 1 instruction, all within the District’s Literacy Framework.

Background Info: ECISD will partner with Houghton Mifflin Harcourt Publishing. Curriculum and Instruction adopted HMH *Into Reading* curriculum during Proclamation 19.

Cost: \$420,000

Funding Source: Title 1 Funds

Recommended Supplier/ Service Provider: Houghton Mifflin Harcourt Publishing Company

Board Approved

Date

OUR students...THE future



Ector County Independent School District

Action Page

TO: Board of Trustees
FROM: Dr. Lilia Náñez, Associate Superintendent of Curriculum & Instruction
SUBJECT: **DISCUSSION AND REQUEST FOR APPROVAL OF THE 2021-2022 ACADEMIC CALENDAR AMENDMENT DUE TO TCLAS REQUIREMENTS**
DATE: January 18, 2022

The Texas Education Agency and the Texas Covid Acceleration Learning Support (TCLAS) program grant now requires the Additional Days School Year (ADSY) to a minimum of 25 days.

The difference from a year ago with ADSY is that the Texas Education Agency funded school districts with 180 academic days during the regular school year and up to 30 additional school days for summer learning. There was no minimum. With the TCLAS program grant funds, we learned in December of 2021, that we are required to have a minimum of 25 additional days for summer learning and the day be extended from 3 hours to 6 hours each day. The calendar previously approved had 22 days of additional days for summer learning. This amendment includes 3 additional days to the summer learning calendar for a total of 25 days.

Administrative Recommendation:

Approval of Amendment to ECISD 2021-2022 Academic Calendar



Ector County ISD Academic Calendar 2021-22

187 Teacher Days / 180 Student Days

Calendar C

August 2021						
S	M	T	W	T	F	S
	2	3	4	5	6	7
8	9	10	11	12	13	14
15	16	17	18	19	20	21
22	23	24	25	26	27	28
29	30	31				

Aug. 2-3 New Teacher Professional Development
 Aug 4-9: Professional Development
 Aug 10: First Day of School: PK – 6 & 9
 Aug. 12: First Day of School: 7-8 & 10 - 12

September 2021						
S	M	T	W	T	F	S
			1	2	3	4
5	6	7	8	9	10	11
12	13	14	15	16	17	18
19	20	21	22	23	24	25
26	27	28	29	30		

Sep 6: Labor Day Holiday
 Sep. 15: Student Early Release

October 2021						
S	M	T	W	T	F	S
					1	2
3	4	5	6	7	8	9
10	11	12	13	14	15	16
17	18	19	20	21	22	23
24/ 31	25	26	27	28	29	30

Oct 11: Columbus Day Holiday
 Oct: 13: Testing PSAT
 Oct. 20: Student Early Release

November 2021						
S	M	T	W	T	F	S
	1	2	3	4	5	6
7	8	9	10	11	12	13
14	15	16	17	18	19	20
21	22	23	24	25	26	27
28	29	30				

Nov. 10: Student Early Release
 Nov. 22-26: Student Holiday / Teacher Holiday

December 2021						
S	M	T	W	T	F	S
			1	2	3	4
5	6	7	8	9	10	11
12	13	14	15	16	17	18
19	20	21	22	23	24	25
26	27	28	29	30	31	

Dec. 7-10: Testing EOC
 Dec. 16: End of Semester I
 Dec. 17: Records Day / Student Holiday
 Dec. 20-31: Winter Break

January 2022						
S	M	T	W	T	F	S
2	3	4	5	6	7	8
9	10	11	12	13	14	15
16	17	18	19	20	21	22
23	24	25	26	27	28	29
30	31					

Jan. 3: Professional Development / Student Holiday
 Jan. 17: MLK JR Holiday

February 2022						
S	M	T	W	T	F	S
		1	2	3	4	5
6	7	8	9	10	11	12
13	14	15	16	17	18	19
20	21	22	23	24	25	26
27	28					

Feb. 9: Student Early Release
 Feb. 21: Bad Weather Make-up Day

March 2022						
S	M	T	W	T	F	S
		1	2	3	4	5
6	7	8	9	10	11	12
13	14	15	16	17	18	19
20	21	22	23	24	25	26
27	28	29	30	31		

Mar. 11: Student Early Release
 Mar. 14-18: Spring Break

April 2022						
S	M	T	W	T	F	S
					1	2
3	4	5	6	7	8	9
10	11	12	13	14	15	16
17	18	19	20	21	22	23
24	25	26	27	28	29	30

Apr. 5 – 14: STAAR Testing
 Apr. 15: Good Friday Holiday
 Apr. 18: Make Up Day

May 2022						
S	M	T	W	T	F	S
	2	3	4	5	6	7
8	9	10	11	12	13	14
15	16	17	18	19	20	21
22	23	24	25	26	27	28
29	30	31				

May 3-6 & 10-13 : Testing STAAR / EOC / AP
 May 20: OCA & OCTECHS Graduation
 May 26: Last Day of School / NTO Graduation
 May 27: Records Day / PHS Graduation
 May 28: OHS Graduation
 May 30: Memorial Day

June 2022						
S	M	T	W	T	F	S
			1	2	3	4
5	6	7	8	9	10	11
12	13	14	15	16	17	18
19	20	21	22	23	24	25
26	27	28	29	30		

Jun. 6- Jul. 20: Elementary Summer Learning
 Jun. 6-30: Middle School & High School Summer Learning
 Jun. 21-24: STAAR Testing

July 2022						
S	M	T	W	T	F	S
					1	2
3	4	5	6	7	8	9
10	11	12	13	14	15	16
17	18	19	20	21	22	23
24/ 31	25	26	27	28	29	30

Jun. 6-Jul. 20: Elementary Summer Learning
 Jul. 4 & 5: Independence Day (No classes)

Semester 1 - 86 Days	Semester 2 - 94 Days	Total Days - 180 Days
----------------------	----------------------	-----------------------



Ector County Independent School District

Action Page

TO: Board of Trustees

FROM: Scott R. Muri, Ed.D., Superintendent of Schools

SUBJECT: **DISCUSSION OF AND REQUEST FOR APPROVAL OF ECTOR COUNTY APPRAISAL DISTRICT BOARD MEMBER TO FILL A VACANCY**

DATE: January 18, 2022

The Ector County Appraisal District Chief Appraiser-Executive Director Anita Campbell has received the resignation of Nelson Minyard from the District Board of Directors, effective immediately.

Ector County Independent School District holds five seats on the Ector County Appraisal Board of Directors. The current members representing Ector County Independent School District for the 2022-2023 term are:

Mr. Tom Sprawls, Secretary
Mr. Robert Chavez
Ms. Dorothy Jackson
Mr. Austin Keith

ECISD Board members were provided applications for soliciting candidates. The following applied for consideration:

Tommy Ervin

It is recommended that the Board of Trustees appoint a member to fill the Ector County Appraisal District Board vacancy for the remainder of the two (2) year term for 2022-2023.

Administrative Recommendation:

Approval of the Ector County Appraisal District Board Member.



Ector County Appraisal District

1301 E. 8th Street
Odessa, Texas 79761-4703

Phone: 432-332-6834
ector@ectorcad.org
www.ectorcad.org

January 11, 2022

Dr. Scott Muri, Superintendent
Ector County Independent School District
Post Office Box 3912
Odessa, Texas 79760-3912

Dear Dr. Muri,

I have received the resignation of Nelson Minyard from the appraisal district board of directors, effective immediately.

Please consider an agenda item to appoint a member to the appraisal district board of directors for the remainder of the 2022-2023 term. I am required to register the appointed board members with the Texas Secretary of State and the Comptroller of Public Accounts, so please inform me of your entity's appointment at your earliest convenience. The other current members representing the Ector County Independent School District are:

Mr. Tom Sprawls, Secretary
Mr. Robert Chavez
Mr. Austin Keith
Ms. Dorothy Jackson

Enclosed are the eligibility requirements according to the Texas Property Tax Code. If you have any questions regarding the appointment process, please give me a call.

The next meeting is scheduled for February 2nd. I will include an item on the agenda to inform the other board members of the vacancy.

Sincerely,

A handwritten signature in blue ink that reads "Anita Campbell".

Anita Campbell, RPA
Chief Appraiser-Executive Director

AC:sm
Enclosure

Governance

Composition of Board of Directors

The board of directors is composed of five members.⁴ The number of directors can be increased up to 13 by action of the board of directors.⁵ However, in most cases, the board of directors may not make this change if a voting taxing unit adopts a resolution opposing the change.⁶

Taxing units participating in the CAD may increase the number of directors up to 13 members if three-fourths of voting taxing units adopt resolutions.⁷ A change is not valid if it reduces the voting entitlement of one or more taxing units (unless the taxing unit adopts one of two specified resolutions) or if it expands the types of taxing units that are entitled to vote on the appointment of directors.⁸

The county TAC is a nonvoting director, if not appointed as a voting director.⁹ If a commissioner's court of the county enters into a contract for assessment and collections under Tax Code Section 6.24(b) or if the CAD board of directors enters into a contract for appraisal under Tax Code Section 6.05(b), then the county TAC is ineligible to serve on the board of directors.¹⁰

Board members may not receive compensation for service on the board but are entitled to reimbursement for actual and necessary expenses incurred in the performance of their duties.¹¹ This reimbursement is as provided by the budget adopted the board of directors.¹²

⁴ Tex. Tax Code §6.03(a)

⁵ Tex. Tax Code §6.031(a)

⁶ Tex. Tax Code §6.031(a)

⁷ Tex. Tax Code §6.031(b)

⁸ Tex. Tax Code §6.031(b)

⁹ Tex. Tax Code §6.03(a)

¹⁰ Tex. Tax Code §6.03(a)

¹¹ Tex. Tax Code §6.04(c)

¹² Tex. Tax Code §6.04(c)



Appointment, Eligibility and Terms

Appointment: Taxing units—counties, cities/towns, school districts, junior colleges and certain conservation and reclamation districts—select directors in the fall of odd-numbered years.¹³ Conservation and reclamation districts may participate in this process if at least one conservation and reclamation district in the CAD delivers to the chief appraiser a written request to nominate and vote on the board of directors by June 1 of each odd-numbered year.¹⁴ On request, the chief appraiser must certify all eligible conservation and reclamation districts that are imposing taxes and that participate in the CAD by June 15.¹⁵

The board of directors is selected by appointment; it is not an election governed by the Texas Election Code.¹⁶ The method or procedure for appointing members can be changed by the board of directors or by three-fourths of the voting taxing units acting through resolutions.¹⁷

The voting entitlement of a taxing unit is determined by a calculation that takes into account a taxing unit's share of the total dollar amount of property taxes imposed in the CAD.¹⁸ The chief appraiser makes this calculation for each taxing unit (other than conservation and reclamation districts) and delivers written notice before Oct. 1 of each odd-numbered year of the number of votes to which each taxing unit is entitled.¹⁹ Each taxing unit (other than a conservation and reclamation district)

¹³ Tex. Tax Code §6.03

¹⁴ Tex. Tax Code §6.03(c)

¹⁵ Tex. Tax Code §6.03(c)

¹⁶ Tex. Att'y Gen. Op. JM-166 (1984)


¹⁷ Tex. Tax Code §6.031(a) and (b)

¹⁸ Tex. Tax Code §6.03(d)

¹⁹ Tex. Tax Code §6.03(c)

that is entitled to vote may submit to the chief appraiser one nominee for each position to be filled before Oct. 15.²⁰

The chief appraiser also must calculate the number of votes that an eligible conservation and reclamation district is entitled to and must deliver before July 1 of each odd-numbered year, a written notice to the district of its voting entitlement and right to nominate one candidate for director.²¹ All eligible conservation and reclamation districts must submit the name of the district's nominee to the chief appraiser before July 15 of each odd-numbered year.²² Before Aug. 1, the chief appraiser must prepare a nominating ballot listing all the nominees of conservation and reclamation districts and deliver a ballot to the presiding officer of the board of directors of each district.²³ The board of directors of each district must submit its vote for the nominee of conservation and reclamation districts before Aug. 15.²⁴ The winning nominee of the conservation and reclamation districts in the CAD becomes a nominee for CAD director.²⁵



The chief appraiser must prepare a ballot before Oct. 30 with candidates whose names were timely submitted, including the nominee of conservation and reclamation districts if applicable.²⁶ Each taxing unit entitled to vote must determine its vote by resolution and submit it to the chief appraiser before Dec.

15.²⁷ The five candidates who receive the largest cumulative vote totals become the board of directors.²⁸ The chief appraiser announces the new directors before Dec. 31.²⁹ Ties must be resolved by the chief appraiser by any method of chance.³⁰

Both the board of directors and taxing units may propose to change the method or procedure for appointing directors.³¹ If the board of directors makes the proposal, then a voting

taxing unit may veto the proposal by filing a resolution before Sept. 1.³² If a participating taxing unit proposes a change, the change is adopted if three-fourths of the voting taxing units adopt resolutions providing for the change.³³ A resolution to change the method or procedure for appointing directors must be filed with the chief appraiser after June 30 and before Oct. 1 of a year in which members are appointed, or the resolution is ineffective.³⁴

Throughout the selection process, the Tax Code specifies dates for action by the chief appraiser and the taxing units. The dates provided in Tax Code Section 6.03(f) and (g) are directory and not mandatory.³⁵ However, the advice of legal counsel should be obtained in such situations.

Eligibility: To be eligible to serve on a board of directors, an individual must be a resident of the CAD and must have resided in the CAD for at least two years immediately preceding the date of taking office.³⁶ This residency requirement does not apply to a county TAC serving as a nonvoting director.³⁷

An employee of a taxing unit that participates in the CAD is not eligible to serve on the board of directors, unless that individual also is a member of the governing body of the taxing unit or an elected official of a taxing unit.³⁸ Membership on the governing body of a taxing unit does not make an otherwise eligible individual ineligible to serve on the board of directors.³⁹

Owing delinquent property taxes disqualifies a person from serving on the CAD board of directors.⁴⁰ The person is ineligible if he or she owns property on which delinquent property taxes have been owed for more than 60 days after the date the person knew or should have known of the delinquency.⁴¹ This disqualification does not apply if the person is paying the delinquent taxes and any penalties and interest under an installment payment agreement or has deferred or abated a suit to collect the delinquent taxes.⁴²

²⁰ Tex. Tax Code §6.03(g)

²¹ Tex. Tax Code §6.03(f) and (h)

²² Tex. Tax Code §6.03(h)

²³ Tex. Tax Code §6.03(h)

²⁴ Tex. Tax Code §6.03(h)

²⁵ Tex. Tax Code §6.03(h)

²⁶ Tex. Tax Code §6.03(j)

²⁷ Tex. Tax Code §6.03(k)

²⁸ Tex. Tax Code §6.03(k)

²⁹ Tex. Tax Code §6.03(k)

³⁰ Tex. Tax Code §6.03(k)

³¹ Tex. Tax Code §6.031(a) and (b)

³² Tex. Tax Code §6.031(a)

³³ Tex. Tax Code §6.031(b)

³⁴ Tex. Tax Code §6.031(c)

³⁵ Tex. Att'y Gen. Op. JM-166 (1984)

³⁶ Tex. Tax Code §6.03(a)

³⁷ Tex. Tax Code §6.03(a)

³⁸ Tex. Tax Code §6.03(a)

³⁹ Tex. Tax Code §6.03(a)

⁴⁰ Tex. Tax Code §6.035(a)(2)

⁴¹ Tex. Tax Code §6.035(a)(2)

⁴² Tex. Tax Code §6.035(a)(2)

Degrees of Consanguinity and Affinity

1 st DEGREE	2 nd DEGREE	3 rd DEGREE
<p>By Consanguinity</p> <ul style="list-style-type: none"> • Parents • Children <p>By Affinity</p> <ul style="list-style-type: none"> • Spouses of relatives listed under first degree consanguinity • Spouse • Spouse's parents • Spouse's children • Stepparents • Stepchildren 	<p>By Consanguinity</p> <ul style="list-style-type: none"> • Grandparents • Grandchildren • Brothers & sisters <p>By Affinity</p> <ul style="list-style-type: none"> • Spouses of relatives listed by second degree consanguinity • Spouse's grandparents • Spouse's grandchildren • Spouse's brothers & sisters 	<p>By Consanguinity</p> <ul style="list-style-type: none"> • Great grandparents • Great grandchildren • Nieces & nephews • Aunts & uncles <p>By Affinity</p> <ul style="list-style-type: none"> • No prohibitions

A person who has appraised property for compensation for use in proceedings or represented property owners for compensation in proceedings in the CAD at any time within the preceding three years is ineligible to serve on the board of directors.⁴³

A person is ineligible to serve on the board of directors if the individual is related within the second degree of consanguinity (blood) or affinity (marriage) to the following:

- an appraiser who appraises property for use in a proceeding under the Tax Code; or
- a person who represents property owners for compensation in proceedings under the Tax Code in the CAD.⁴⁴

A director who continues to hold office knowing he or she is related in this manner to the above named persons commits a Class B misdemeanor offense.⁴⁵

An individual is not eligible to be appointed to or to serve on the board of directors if an individual has a substantial interest in a business entity that is party to a contract or the individual is a party to a contract with the CAD.⁴⁶ This prohibition also applies to contracts with a taxing unit that participates in the CAD if the contract relates to the performance of an activity

governed by the Tax Code.⁴⁷ A CAD may not enter into a contract with a board member or with a business entity in which a board member has a substantial interest.⁴⁸ A taxing unit may not enter into a contract relating to the performance of an activity governed by the Tax Code with a board member in which the taxing unit participates or with a business entity in which a board member has a substantial interest.⁴⁹

An individual has substantial interest in a business entity if:

- the combined ownership of the director and the director's spouse is at least 10 percent of the voting stock or shares of the business entity; or
- the director or director's spouse is a partner, limited partner or officer of the business entity.⁵⁰



Term of Office and Vacancy: CAD directors serve two-year terms.⁵¹ Each term begins on Jan. 1 of an even-numbered year.⁵² The two-year term of office does not apply to the county TAC who serves as a nonvoting director.⁵³

⁴³ Tex. Tax Code §6.035(a-1)

⁴⁴ Tex. Tax Code §6.035(a)(1)

⁴⁵ Tex. Tax Code §6.035(b)

⁴⁶ Tex. Tax Code §6.036(a)

⁴⁷ Tex. Tax Code §6.036(a)

⁴⁸ Tex. Tax Code §6.036(b)

⁴⁹ Tex. Tax Code §6.036(c)

⁵⁰ Tex. Tax Code §6.036(d)

⁵¹ Tex. Tax Code §6.03(b)

⁵² Tex. Tax Code §6.03(b)

⁵³ Tex. Tax Code §6.03(b)

Voting taxing units may adopt staggered one and two-year terms.⁵⁴ To adopt staggered terms, taxing units must take two actions.⁵⁵ First, at least three-fourths of the voting taxing units are required to adopt resolutions for staggered terms.⁵⁶ Second, the voting taxing units must have changed the method for appointing members to end cumulative voting (casting all or part of the votes to which the taxing unit is entitled). These two actions may be proposed concurrently.⁵⁷

A resolution proposing staggered terms must be filed with the chief appraiser after June 30 and before Oct. 1.⁵⁸ If the chief appraiser determines that enough taxing units filed valid resolutions, he or she must notify all taxing units of the change before Oct. 10.⁵⁹ Staggered terms take effect on Jan. 1 of the next even-numbered year.⁶⁰ To start staggering terms, all members are appointed for that year without regard to staggered terms.⁶¹ At the earliest practical date after Jan. 1, the board determines by lot which of its members will serve one- and two-year terms.⁶²

Boards with an even number of members divide the one- and two-year terms in half. Boards with an odd number of members must have one more member with a two-year term than members with one-year terms.⁶³ For example, a six-member board would choose three members to serve one-year terms. A five-member board would choose two.

For each director's term that expires on Jan. 1, the CAD must annually appoint directors for a term that begins on that Jan. 1.⁶⁴

Staggered terms may be rescinded by resolution of a majority of voting taxing units.⁶⁵ The resolution must be adopted and filed with the chief appraiser after June 30 and before Oct. 1 of odd-numbered years.⁶⁶ After a valid rescission, the terms of all current members expire on the next Jan. 1, even if a member

will have only served one year of a two-year term.⁶⁷ The entire board will be appointed for two-year terms on that date.⁶⁸ Staggered terms are automatically rescinded if the CAD makes a change in the method of appointing board members that results in a method of using cumulative voting.⁶⁹



If a vacancy occurs on the board, each voting taxing unit nominates by resolution a candidate to fill the vacancy.⁷⁰ Within 45 days after receiving notice from the board of directors that a vacancy exists, a taxing unit must submit the nomination to the chief appraiser.⁷¹ The chief appraiser delivers a list of the nominees to the directors within the next five days.⁷² Directors select by majority vote one of the nominees to fill the vacancy.⁷³ If a vacancy occurs for a board with staggered terms, the vacancy is filled by appointment of the voting taxing unit that nominated the person whose departure caused the vacancy.⁷⁴

Conflicts of Interest

Board members are subject to conflict of interest provisions in law, including Tax Code Section 6.036 which excludes certain individuals from serving on the board of directors. Local Government Code Chapter 171 applies to all local officials, including boards of directors of CADs. Local Government Code Chapter 176 applies to officers of political subdivisions of the state.⁷⁵

For more information, see the Texas Ethics Commission's conflict of interest forms at ethics.state.tx.us/forms/conflict.

Ex Parte Communications

A board member commits a Class C misdemeanor offense if the member directly or indirectly communicates with the chief appraiser on any matter relating to the appraisal of property by the CAD.⁷⁶ However, this type of communication is allowed in:

⁵⁴ Tex. Tax Code §6.034(a)

⁵⁵ Tex. Tax Code §6.034(a)

⁵⁶ Tex. Tax Code §6.034(a)

⁵⁷ Tex. Tax Code §6.034(a)

⁵⁸ Tex. Tax Code §6.034(b)

⁵⁹ Tex. Tax Code §6.034(c)

⁶⁰ Tex. Tax Code §6.034(d)

⁶¹ Tex. Tax Code §6.034(d)

⁶² Tex. Tax Code §6.034(d)

⁶³ Tex. Tax Code §6.034(d)

⁶⁴ Tex. Tax Code §6.034(e)

⁶⁵ Tex. Tax Code §6.034(g)

⁶⁶ Tex. Tax Code §6.034(g)

⁶⁷ Tex. Tax Code §6.034(g)

⁶⁸ Tex. Tax Code §6.034(g)

⁶⁹ Tex. Tax Code §6.034(h)

⁷⁰ Tex. Tax Code §6.03(l)

⁷¹ Tex. Tax Code §6.03(l)

⁷² Tex. Tax Code §6.03(l)

⁷³ Tex. Tax Code §6.03(l)

⁷⁴ Tex. Tax Code §6.034(i)

⁷⁵ Tex. Local Government Code §171.001(1) and §176.001(3) and (4)

⁷⁶ Tex. Tax Code §6.15(a) and (d)



Ector County Independent School District

Action Page

TO: Board of Trustees

FROM: Dr. Scott Muri, Superintendent of Schools

SUBJECT: DISCUSSION OF AND REQUEST FOR APPROVAL OF THE SELECTION PROCESS TO FILL THE ECTOR COUNTY ISD SINGLE-MEMBER DISTRICT 7 BOARD OF TRUSTEE VACANCY

DATE: January 18, 2022

The Board of Trustees will discuss the selection process of filling the Single-Member District 7 Board of Trustee vacancy.

Administrative Recommendation:

Approve selection process to fill the Ector County ISD Single-Member District 7 Board of Trustee Vacancy as presented.



BOARD OF TRUSTEES

SUBJECT: Consent Agenda

PRESENTED BY: Dr. Scott R. Muri

BACKGROUND INFORMATION:

Ector County ISD adopted the use of the consent agenda as a means of expediting regular meetings. Consent agenda items consist of typical or routine matters in nature and typically have been discussed in a prior Board Work Study session. As such, the Board can consider all items included in the Consent Agenda with one motion. Should the Board choose to consider any item on the Consent Agenda separately, that item can be removed from the Consent Agenda, discussed, and voted on separately.

ADMINISTRATIVE RECOMMENDATION:

Approval of the Consent Agenda.



REQUEST FOR APPROVAL OF MINUTES OF MEETINGS

Attached you will find minutes of meetings of the Board of Trustees for:

December 07, 2021 – Board Workshop Meeting
December 14, 2021 – Regular Board Meeting

AT A BOARD WORKSHOP MEETING OF THE BOARD OF TRUSTEES OF THE ECTOR COUNTY INDEPENDENT SCHOOL DISTRICT HELD AT THE ADMINISTRATION BOARD ROOM, 802 NORTH SAM HOUSTON, ODESSA, ECTOR COUNTY, TEXAS, AT 6:00 P.M., DECEMBER 7, 2021, WITH THE FOLLOWING MEMBERS:

Present:

Dr. Steve Brown
Carol Gregg
Tammy Hawkins
Dr. Donna Smith
Christopher Stanley

Absent:

Delma Abalos
Nelson Minyard

School Officials: Dr. Scott Muri, Mike Adkins, Dr. Lilia Náñez, Deborah Ottmers, Dr. Keeley Simpson, Dr. Anthony Sorola, Alicia Syverson, Dr. Kellie Wilks

Others: Mike Atkins, Annette Macias, Jason Osborne, Erin Bueno, Lisa Wills, Jaime Miller, Robert Cedillo, Dr. Corey Seymour, Chad Crowson, Dr. Aaron Hawley, Dottie Chavez, Cindy Retana, Shannon Davidson, Kathleen Halford, Candi Sikes, Nancy Flores, Rakea Musa, Leslie Wilson, V. Tisa Hawkins, Julia Willett-Weekly, Irene Perez, Ruth Campbell, Albert Anchondo, Mary Franco

25724 **Meeting Called to Order:** Tammy Hawkins, Board President, called the Board of Trustees Meeting to order at 6:00 p.m.

25725 **Verification of Compliance with Open Meeting Law – this is to certify that the provisions of Section 551.001 of the Texas Government Code have been met in connection with the public notice of this meeting:** Board President Tammy Hawkins, verified that the provisions of Section 551.001 of the Texas Government Code have been met in connection with public notice of this meeting.

25726 **Opening Remarks by Superintendent:** In Dr. Muri's opening remarks he reminded Trustees of the next school board meeting scheduled for Tuesday, December 14 and the upcoming two-week holiday break beginning on Friday, December 17. (District will be closed from 12/17/2021 – 01/02/2022.)

Public Comment: There was no public comment.

Board Policy

25727 **Discussion of Revisions to Policy CFB(LOCAL): Accounting Inventories:** Associate Superintendent of Athletics, Human Capital and Operations Dr. Anthony Sorola presented this item. The proposed changes are minor revisions that removes a reference to a regulation that has been deleted, and an additional sentence recommended by the Texas Association of School Boards. This was first-reading only and no action was taken. The policy will be brought back to Trustees next week for a vote.

Report/Discussion Items

25728 **Discussion of Innovation Partnership Applicant:** Alicia Syverson, Assistant Superintendent of Student & School Support presented this item for discussion. A team from the University of Texas Permian Basin spoke with the Trustees about UTPB's history and the potential of a partnership. UTPB STEM opened in 2014-15 with 308 students, and 14 teachers, in grades K-6. Currently the school has 770 students, and 39 teachers, grades K-12. The Charter is delegated to the President of UTPB, and is approved for an enrollment of up to 3,900 students. The UTPB STEM calendar is 180 days of instruction, from 7:50 a.m. until 2:15 p.m. Monday through Thursday; on Fridays the school dismisses at 12:00 p.m. The early dismissals allow students to continue learning online, work with tutors and interventions, and allow professional development for staff. The school utilizes Project-based Learning and STEM-based Learning. A future partnership with ECISD would benefit students at UTPB by giving them access to ECISD's Athletics and Fine Arts programs, plus ECISD could help with facilities, counseling services, transportation, and food services. ECISD would benefit by having an additional Choice School option for families, a future middle school option, a collaborative partnership with shared resources between the two entities, and the continued building of the college-going culture for ECISD students.

No action required.

25729 **Presentation of Early Childhood:** Executive Director of Instruction Jaime Miller presented this item for discussion. Kindergarten Readiness is one of ECISD's strategic priorities that can be measured in several ways: Physical (gross and fine motor skills); Literacy (reading and writing); Mathematical (concepts and thinking); Language and Communication; and Health and Wellness. In an effort to improve Kindergarten Readiness in Ector County, ECISD added a 3-year-old PK program, opening PK-3 classrooms at Carver EEC, Lamar EEC, and through an Innovative Partnership with the Odessa Family YMCA. Those schools combined with the PK-3 program at Austin Montessori, 396 students are now enrolled. Another avenue to improve Kindergarten Readiness began one year ago when ECISD expanded PK-4 to a full day of instruction. This year, PK-4 is available at 18 campuses across the District with an enrollment of 1,331. Student progress is tracked through the use of the Circle Assessment, and personalized professional learning for PK teachers.

No action required.

25730 **Presentation of Special Services:** Executive Director of Special Services Leslie Wilson presented this item for discussion. The primary disability categories are Autism, Intellectual Disability, Specific Learning Disability, and Speech/Language Impairment. More students (3,156) are receiving Special Education services this year than one year ago (3,040). More than 1,400 students receive speech therapy, and one method is Speech Teletherapy. It is

offered at 10 elementary schools and one middle school for 485 kids who were part of more than 14,685 sessions. The Transition Learning Center/18 Plus is located near Odessa High School and trains students for the workplace and life after high school. ECISD hosts the Regional Day School for the Deaf serving 21 area school districts. Results Driven Accountability shows the program to be at Performance Level 3 for Academic Data, and Performance Level 2 for Graduation Rate, Dropout Rate and Disciplinary Removal Rate. The best rating is Level 1. A Texas Education Agency Desk Review of student files found ECISD compliant in all 15 of the 15 reviews.

No action required.

25731 **Possible Request for Approval to Move to Closed Meeting - Personnel Matters - Section 551.074 of the Texas Government Code - [Board will deliberate the appointment, employment, evaluation, reassignment, duties, discipline, or dismissal of public employees of the District or hear a complaint or charge against an officer or employee.] (The Board of Trustees will deliberate the hiring of Executive Director of Operation.) Consultations with Attorney – Section 551.071 of the Texas Open Meetings Act [The Board will meet in Closed Session in Consultation with the Board’s Attorney Regarding all Matters as Authorized by Law.]:**

There was no closed session.

25732 **Closing Remarks by Superintendent:** There were no closing remarks.

25733 **Adjournment:** Tammy Hawkins, Board President, adjourned the Board meeting at 7:27 p.m.

Board President
Tammy Hawkins

Board Secretary
Carol Gregg

AT A REGULAR MEETING AND PUBLIC HEARING ON FINANCIAL ACCOUNTABILITY OF THE BOARD OF TRUSTEES OF THE ECTOR COUNTY INDEPENDENT SCHOOL DISTRICT HELD AT THE ADMINISTRATION BOARD ROOM, 802 NORTH SAM HOUSTON, ODESSA, ECTOR COUNTY, TEXAS, AT 6:00 P.M., DECEMBER 14, 2021, WITH THE FOLLOWING MEMBERS:

Present:

Delma Abalos
Dr. Steve Brown
Carol Gregg
Nelson Minyard
Christopher Stanley

Absent:

Tammy Hawkins
Dr. Donna C. Smith

School Officials: Dr. Scott Muri, Mike Adkins, Dr. Lilia Nanez, Deborah Ottmers, Dr. Keeley Simpson, Dr. Anthony Sorola, Alicia Syverson, Dr. Kellie Wilks

Others: Mike Atkins, Stacy Ashley, Robert Cedillo, Erin Bueno, Cynthia Retana, Aaron Hawley, Tracey Borchardt, Shannon Davidson, Carla Byrne, Nancy Vanley, Gerardo Ramirez, Candi Sikes, Lucinda Hubert, Bonnie Velano, Katherine Halford, Betsy Clark, Tiffany Galindo, Alexzah Galindo, Edlin Roman, Brian Carter, Kristen Carter, Ysmael Lujan, Monica Elizardo, Anthony Garcia, Paula Dannheim, Cortney Smith, Ruth Campbell, Albert Anchondo, Mary Franco

25734 **Meeting Called to Order:** Dr. Steve Brown, Board Vice-President, called the Board of Trustees Meeting to order at 6:00 p.m.

25735 **Verification of Compliance with Open Meeting Law:** Dr. Steve Brown, Board Vice-President, verified that the provisions of Section 551.001 of the Texas Government Code have been met in connection with public notice of this meeting.

25736 **Pledge of Allegiance to United States and Texas Flags:** The United States and Texas flag pledges were led by Nelson Minyard, ECISD Board Member.

25737 **Invocation:** The Invocation was led by Christopher Stanley, ECISD Board Member.

25738 **Special Presentations:**

Recognition of Ysmael Lujan, TASSP Outstanding Assistant Principal of the Year: Permian High School Associate Principal Ysmael Lujan was recognized as the Region 18 Outstanding Assistant Principal of the Year by the Texas Association of Secondary School Principals.

Introduction of Students' Artwork for Trustees' Christmas Card: The Board of Trustees and Superintendent's Christmas card sent each year is designed by ECISD students. This effort is coordinated each year by the District's Fine Arts Department. The following four student's artwork was voted on to adorn the school Board's Christmas Card this year:

Alekzah Galindo | 5th Grade | Milam Elementary | Brenda Rangel (Teacher)
Nayliah Valencia | 5th Grade | Hays Elementary | Karen Morrow (Teacher)
Kaydence Carter | 8th Grade | Wilson & Young MS | Edlin Roman (Teacher)
Celese Vertiz | Permian HS | Laree Morris (Teacher)

25739 **Opening Remarks by Superintendent:** In Dr. Muri's opening remarks, he reminded the audience this is the last week of the semester; students are finished on Thursday and staff on Friday. After that he encourages all ECISD team members to enjoy the two-week break, take care of themselves and recharge for the spring semester. Dr. Muri also took a moment to recognize Albert Anchondo, who has worked for ECISD for the past six years in Accounting and in the Superintendent's office, as he is leaving the District for a new venture.

25740 **Public Comment:** Individuals who wish to participate during the portion of the meeting designated for public comment shall sign up with the presiding officer or designee before the meeting begins as specified in the Board's procedures on public comment and shall indicate the agenda item on which they wish to address the Board. *BED(LOCAL)*

There was no public comment.

Board Policy

25741 **Discussion of and Request for Approval of Revisions to Policy CFB(LOCAL): Accounting Inventories:** Moved by Minyard, seconded by Abalos to approve Revisions to Policy CFB(LOCAL): Accounting Inventories as presented.

Motion unanimously approved.

Action Items

25742 **Discussion of and Request for Approval of Purchases over \$50,000:** Moved by Abalos, seconded by Gregg to approve the Quarterly Investment Report as presented.

Motion unanimously approved.

25743 **Discussion of and Request for Approval of 2021-2022 Budget Amendment #4:** Moved by Gregg, seconded by Stanley to approve the 2021-2022 Budget Amendment #4 as presented.

Motion unanimously approved.

25744 **Discussion of and Request for Approval of Innovation Partnership:** Moved by Gregg, seconded by Stanley to approve the Innovation Partnership as presented.

Motion unanimously approved.

25745 **Discussion of and Request for Approval of Interlocal Agreement between Ector County ISD and the City of Odessa for Ongoing Practicum/Work-Based Learning Opportunities:** Moved by Abalos, seconded by Gregg to approve the Interlocal Agreement between Ector County ISD and the City of Odessa for Ongoing Practicum/Work-Based Learning Opportunities as presented.

Motion unanimously approved.

25746 **Consent Agenda:** Moved by Gregg, seconded by Minyard to approve Consent Agenda as presented.

- A. Request for Approval of Minutes of Meetings
- B. Request for Approval of Bills for Payment
- C. Request for Approval of Acceptance of Donations Over \$10,000
- D. Request for Approval of 2022-2023 Dual Credit Matrix
- E. Request for Approval of Renewal of Master Clinical Affiliation Agreement between Lamar University and Ector County ISD

Motion unanimously approved.

Report/Discussion Items

25747 **Board 2022-2023 Budget Priorities:** The Board discussed its budget priorities for the 2022-23 school year. Across the board, Trustees identified the need to increase compensation especially, for hourly employees and hard-to-fill positions. They asked for District leaders to be creative in developing a package of salaries, incentives, benefits, working conditions, and professional development opportunities. They want to see inequities at failing schools addressed in order to turn them around right away. Advanced Academics programs like Gifted/Talented and International Baccalaureate need to be expanded; Special Education improved; programs like STEM and STEAM emphasized; technology added and refreshed; and the conditions of facilities improved across the District. The board also asked if programs currently in use could be evaluated for their efficiency in regard to student achievement. Dr. Muri thanked the Trustees for their input, and told them District leadership would begin working on budget preparations for next year, placing a priority on the items outlined by the Board.

No action required.

25748 **Possible Request for Approval to Move to Closed Meeting - Personnel Matters - Section 551.074 of the Texas Government Code [Board will deliberate the appointment, employment, evaluation, reassignment, duties, discipline, or dismissal of public employees of the District; or hear a complaint or charge against an officer or employee.]**

Consultations with Attorney – Section 551.071 of the Texas Open Meetings Act [The Board will meet in Closed Session in Consultation with the Board’s Attorney Regarding all Matters as Authorized by Law.] (Consider Superintendent’s Recommendation to Terminate Probationary Contract of Jovan Jacob Lopez Pando):

Board Vice-President Dr. Steve Brown convened the Board of Trustees to closed session at 6:41 p.m.

Board Vice-President Dr. Steve Brown reconvened the Board of Trustees to open session at 7:01 p.m.

25749 **Request for Approval to Take Action on Superintendent’s Recommendation to Terminate Probationary Contract of Jovan Jacob Lopez Pando:** Moved by Gregg, seconded by Minyard to authorize the Superintendent to give Mr. Jovan Jacob Lopez Pando notice of the proposed termination of his employment contract with the District.

Motion unanimously approved.

25750 **Information Items:** The Board of Trustees were provided with the following information items: Amended Administrative Professionals, Financials, Purchasing Report, Routine Personnel Report, and Teacher Certification Waivers.

25751 **Closing Remarks by the Superintendent:** In his closing remarks, Dr. Muri wished Trustees happy holidays and said he would see them Thursday night at the final bond committee meeting.

25752 **Adjournment:** Board President Tammy Hawkins adjourned the Board meeting at 7:02 p.m.

Board Vice-President
Dr. Steve Brown

Board Secretary
Carol Gregg



REQUEST FOR APPROVAL OF BILLS FOR PAYMENT

Attached you will find printouts listing disbursements from December 9, 2021 thru January 12, 2022 for your approval.

TO: BOARD OF TRUSTEES
ECTOR COUNTY INDEPENDENT SCHOOL DISTRICT

FROM: ACCOUNTS PAYABLE

RE: CHECK REGISTER

The following check amounts for the operations, materials and supplies for the maintenance of the School District are presented for your approval.

For the period 12/09/2021 to 01/12/2022

ANALYSIS RECAPITULATION	AMOUNT
Operating Fund:	\$ <u>11,920,938.20</u>

APPROVED: _____

DATE: _____

**ECTOR COUNTY ISD
CHECK REGISTER
12/09/2021 - 01/12/2022**

DATE	PAYEE	AMOUNT
12/15	ALL ABOUT HEARING	\$ 980.00
12/15	AMERIPRIDE SERVICES INC.	861.88
12/15	BUCK'S WHEEL & EQUIPMENT COMPANY	353.07
12/15	AUTOMATIC ICE MACHINE	4,469.48
12/15	COMPUDATA SOLUTIONS LLC	112.00
12/15	CONSOLIDATED ELECTRICAL DISTRIBUTORS	540.00
12/15	COOLE SCHOOL	4,134.00
12/15	GANDY INK	2,860.00
12/15	GLOBAL EQUIP CO	988.71
12/15	GOPHER SPORT	323.53
12/15	GRAPHIC SOLUTIONS GROUP	181.55
12/15	NO TEARS LEARNING INC.	243.80
12/15	HENRY SCHEIN INC	3,755.19
12/15	J W PEPPER & SON INC	268.99
12/15	LAKESHORE LEARNING	34,987.06
12/15	LONE STAR SIGNS OF WEST TEXAS	242,000.00
12/15	LOU'S CLINICAL LAB INC	1,804.00
12/15	MARK'S PLUMBING PARTS	283.32
12/15	MENTORING MINDS. LP	22,534.45
12/15	NIMCO INC	1,253.55
12/15	AIM MEDIA TEXAS OPERATING LLC	840.80
12/15	ODESSA COLLEGE	37,500.00
12/15	ODESSA WINLECTRIC	557.14
12/15	O REILLY AUTO ENTERPRISES LLC	648.72
12/15	ORIENTAL TRADING COMPANY INC	1,464.59
12/15	POSITIVE PROMOTIONS	443.41
12/15	RENAISSANCE LEARNING INC	4,336.50
12/15	SCHOLASTIC BOOK FAIRS	6,809.33
12/15	SCHOLASTIC BOOK FAIRS	8,460.87
12/15	SIMS PLASTIC INC	11.40
12/15	STERICYCLE	4,553.09
12/15	TRANE U.S. INC.	6,313.00
12/15	WEST MUSIC CO	27.03
12/15	WOODWIND & BRASSWIND INC.	243.78
12/15	BROADWAY MOTORS INC	4,952.58
12/15	MCM ELEGANTE HOTEL	1,750.00
12/15	SCARBOROUGH SPECIALTIES, INC	2,892.05
12/15	UNIFIRST CORPORATION	11,929.31
12/15	SHIFFLER EQUIPMENT SALES	17,400.00
12/15	OFFICE DEPOT, INC	1,193.67
12/15	SCHOOL SPECIALTY LLC	11,504.05
1/5	AMERIPRIDE SERVICES INC.	1,250.10
1/5	B-LINE FILTER & SUPPLY INC	3,798.10
1/5	BSN SPORTS, INC DBA US GAMES	1,011.77
1/5	BUCK'S WHEEL & EQUIPMENT COMPANY	602.15

1/5	CERTIFIED LABS	1,829.87
1/5	GLOBAL EQUIP CO	2,054.71
1/5	KELLY-MOORE PAINT	282.82
1/5	LAKESHORE LEARNING	24,555.60
1/5	MARK'S PLUMBING PARTS	3,615.69
1/5	MIDLAND SAFETY & HEALTH SALES	335.00
1/5	ODESSA COLLEGE	800.00
1/5	O REILLY AUTO ENTERPRISES LLC	752.70
1/5	SCHOOL NURSE SUPPLY INC	621.00
1/5	SIMS PLASTIC INC	134.80
1/5	TEXAS ASSOCIATION FOR SUPERVISION	675.00
1/5	TEXAS ASSOCIATION OF SCHOOL BUSINESS OFFICIALS	425.00
1/5	TRANE U.S. INC.	195.82
1/5	VARSITY SPIRIT FASHION	674.00
1/5	WEST MUSIC CO	970.77
1/5	BROADWAY MOTORS INC	1,064.32
1/5	GALLS, LLC	525.74
1/5	NAPA AUTO PARTS	2,200.38
1/5	BARNES & NOBLE BOOKSELLERS	2,237.35
1/5	OFFICE DEPOT, INC	3,551.94
1/5	SCHOOL SPECIALTY LLC	16,859.15
1/12	4IMPRINT INC	351.82
1/12	AMERIPRIDE SERVICES INC.	416.09
1/12	ASCD	139.00
1/12	AVID CENTER	1,999.00
1/12	BUCK'S WHEEL & EQUIPMENT COMPANY	473.04
1/12	CMC BUSINESS SYSTEMS INC	386.00
1/12	CRISIS PREVENTION INSTITUTE	1,199.00
1/12	CUMMINS BC329	743.59
1/12	ACCUTRAIN CORPORATION	1,020.00
1/12	DIAMOND BUSINESS SERVICES INC	1,051.88
1/12	ETA HAND2MIND	11,474.55
1/12	FACTS ON FILE	1,432.04
1/12	FIRETROL PROTECTION SYSTEMS	13,600.00
1/12	FLAGHOUSE INC	89.90
1/12	GANDY INK	943.20
1/12	GOPHER SPORT	963.37
1/12	GRAPHIC SOLUTIONS GROUP	283.07
1/12	NO TEARS LEARNING INC.	6,317.47
1/12	HENRY SCHEIN INC	278.80
1/12	HEXCO INC	1,253.50
1/12	HOWELL & WINDHAM ADVERTISING	1,254.08
1/12	J W PEPPER & SON INC	189.48
1/12	LAKESHORE LEARNING	3,808.40
1/12	LAWSON PRODUCTS INC.	18.97
1/12	LEARNING RESOURCES	99.98
1/12	MATHWARM-UPS.COM	3,365.00
1/12	PLANK ROAD PUBLISHING INC	134.28
1/12	ODESSA COLLEGE	950.00
1/12	O REILLY AUTO ENTERPRISES LLC	1,147.85

1/12	POSITIVE PROMOTIONS	2,899.85
1/12	REALLY GOOD STUFF LLC	197.97
1/12	REGION IV EDUCATION SERVICE CENTER	50.00
1/12	SCHOLASTIC BOOK CLUB	1,004.50
1/12	SCHOLASTIC BOOK FAIRS	14,370.07
1/12	SCHOLASTIC BOOK FAIR INC.	4,482.76
1/12	SCHOOL NURSE SUPPLY INC	250.07
1/12	SECURED DOCUMENT SHREDDING INC	1,456.00
1/12	TEXAS COMPUTER EDUCATION ASSOCIATION	3,390.00
1/12	PARK PLACE PULBICATION LP	577.50
1/12	GALLS, LLC	632.40
1/12	NAPA AUTO PARTS	55.56
1/12	ARAMARK UNIFORM \$ CAREER APPAREL GROUP INC.	1,411.29
1/12	SCHOOL SPECIALTY LLC	8,603.62
12/9	JEFF WHITAKER	2,820.00
12/15	ACCELERATE LEARNING INC.	2,828.20
12/15	ACCELERATE LEARNING INC.	15,400.00
12/15	ACCELERATE LEARNING INC.	9,800.00
12/15	AIDE GARCIA	95.59
12/15	ALBERT VALENCIA JR	48.33
12/15	ALBERTO CASTRO	150.00
12/15	ALISHA SLIDER	53.42
12/15	AMANDA PARSONS	129.92
12/15	AMAZON CAPITAL SERVICES	26,886.93
12/15	AMERICAN COUNCIL ON THE TEACHING OF	860.00
12/15	AMY ANDERSON	134.23
12/15	AMY ANDERSON	91.00
12/15	AMY ANDERSON	64.68
12/15	ANDREA VALERO	73.98
12/15	ANNETTE MACIAS	35.32
12/15	ANNIE NELSON	209.16
12/15	ANTHONY SCOTT	131.21
12/15	APOGEE COMPONENTS	184.21
12/15	ASEL ART SUPPLY	1,018.44
12/15	ASHLEY MENDOZA	24.02
12/15	ASHLEY SELLERS	73.31
12/15	ASSOCIATES OF SUMMERTREE L.P.	4,875.00
12/15	AT&T	9,947.45
12/15	AT&T LONG DISTANCE	1,274.80
12/15	ATHLETIC SUPPLY INC	2,144.00
12/15	ATMOS ENERGY	47,800.97
12/15	AUDRA MUNOZ	97.49
12/15	BAKETEX OF DALLAS LLC	17,300.00
12/15	BASELICE & ASSOCIATES	49,980.00
12/15	BECKY QUIROZ	134.29
12/15	BECKY RAMIREZ	44.35
12/15	BERKSHIRE PRODUCTION SUPPLY, LLC	17,625.30
12/15	BEST CHOICE COFFEE SERVICES LLC	284.32
12/15	BETSY CLARK	528.00
12/15	BILLIE SHIPMAN	34.55

12/15	BINFORD SUPPLY LLC	540.43
12/15	DICK BLICK COMPANY	856.36
12/15	BLUE STAR BUS SALES LTD	3,156.53
12/15	BLUEFIN LLC	19,374.17
12/15	BLUEFIN LLC	14,815.55
12/15	BOND LOGISTIX LLC	750.00
12/15	BRANDI COOK	681.73
12/15	BRANDI FISCHER	109.00
12/15	BRAZOS DOOR & HARDWARE	1,700.00
12/15	BRIANNA GARCIA	39.48
12/15	BRITTANY SWAIM	93.69
12/15	BRUNSON FAMILY BBQ	815.60
12/15	CABLE ONE, INC.	185.48
12/15	CAVALLO ENERGY TEXAS LLC	12,478.91
12/15	CAROLINA VASQUEZ	58.24
12/15	CDW-G	1,385,165.81
12/15	CDW-G	415.58
12/15	CDW-G	7.00
12/15	CDW-G	128.52
12/15	CENTURY RESOURCES LLC	4,606.01
12/15	CHICK-FIL-A UNIVERSITY BLVD ODESSA	81.24
12/15	CHRISTI HANSEN	28.95
12/15	CHRISTY KENNEDY	230.05
12/15	CIRCLE P RANCH SUPPLY, INC	91.53
12/15	CITY OF ODESSA	16,254.17
12/15	CITY OF ODESSA WATER DEPT	116,360.43
12/15	CLAUDIA CALLEROS	18.20
12/15	CLINT STOWE	109.92
12/15	COCA-COLA SOUTHWEST BEVERAGES LLC	3,661.23
12/15	CONCORD THEATRICALS CORP	318.87
12/15	CONSERVE	608.46
12/15	CONTROL TECHNOLOGIES INC	29,146.00
12/15	CONTROL TECHNOLOGIES INC	30,356.00
12/15	CONTROL TECHNOLOGIES INC	24,795.00
12/15	COREY D SEYMOUR	58.00
12/15	CREATIVE COMPETITIONS INC	135.00
12/15	CREIGHTON REED	910.00
12/15	CRISTA MITCHEL	114.40
12/15	CROWN EQUIPMENT INC	200.00
12/15	CRYSTAL GUTIERREZ	214.68
12/15	CRYSTAL PENA	7.17
12/15	CULLIGAN WATER CONDITIONING OF WEST TEXAS	452.19
12/15	CUSTOM WHOLESALE SUPPLY INC	86.94
12/15	DALE'S ALIGNMENT & BRAKE SERVICE INC	670.39
12/15	DAVID EDSON	62.00
12/15	DAVID LAY	956.00
12/15	DELESA STYLES	452.65
12/15	DEVIN STRICKLEN	90.00
12/15	DIANE HARLAN	63.34
12/15	DONALD H. & SHARI A. RILEY	825.00

12/15	DORI LAINE BUTTS	44.80
12/15	EDLIN ROMAN	439.00
12/15	EDUCATION GALAXY LLC	4,750.00
12/15	ELISHA M VEGA	83.78
12/15	ELIZABETH MARJASON	115.58
12/15	ELIZABETH QUINTELA	38.02
12/15	ELLEN SMITH	21.06
12/15	ELSA ENRIQUEZ	62.89
12/15	ELSA G. LOPEZ	43.57
12/15	ELUMA LLC	53,905.61
12/15	ESSENCE BOTTLING COMPANY OF TEXAS INC	4,660.32
12/15	FERGUSON FACILITIES SUPPLY	498.10
12/15	FOCUS CARE INC	684,562.50
12/15	FIGTREE TECHNOLOGIES INC.	2,691.94
12/15	FIRST FINANCIAL ADMINISTRATORS	1,868.74
12/15	FIRST FINANCIAL ADMINISTRATORS	3,410.97
12/15	JACQUELINE H LIGHT	1,200.00
12/15	FORDE-FERRIER EDUCATIONAL SERVICE	14,720.00
12/15	FRANCES CARLOS	60.48
12/15	FRED J MILLER INC	2,358.00
12/15	FW WALTON DALLAS, LLC	90,537.99
12/15	FW WALTON DALLAS, LLC	14,098.95
12/15	FW WALTON DALLAS, LLC	79,405.75
12/15	G T DISTRIBUTORS INC	155.40
12/15	GARDENDALE WATER CO	150.50
12/15	GRAINGER	1,513.33
12/15	GRANDE COMMUNICATIONS NETWORK LLC	15,855.83
12/15	HALO BRANDED SOLUTIONS INC	359.00
12/15	HEB LP	412.50
12/15	HIGH PLAINS OF ODESSA ASSOCIATES L.P.	13,766.50
12/15	HORTENCIA DEL BOSQUE	180.88
12/15	HOUGHTON MIFFLIN HARCOURT	836.00
12/15	HOUSTON ISD	3,997.75
12/15	HUMBERTO HERNANDEZ JR.	8,515.84
12/15	IDAHO CHILD SUPPORT RECEIPTING	278.00
12/15	IMAGINE LEARNING INC	2,000.00
12/15	INK LION DESIGNS, LLC	4,522.50
12/15	JACE SCHREIBER	150.00
12/15	JACKSON VINES	140.00
12/15	JACQUELINE FRANCO	38.25
12/15	JENNIFER WIMBERLEY	40.32
12/15	JOHN'S SALES & SERVICE	371.74
12/15	JOLYNN VARELA	34.44
12/15	JUDITH CAWLEY	1,157.00
12/15	JULIA KELTON	291.14
12/15	KARA ROSENBLATT	600.00
12/15	KAREN MORROW	745.02
12/15	KAY'S EMBLEMS INC	5,066.50
12/15	KEITH A RODRIGUEZ	1,240.00
12/15	KELLY EVANS CONSTRUCTION. LLC	20,976.00

12/15	KIMBERLY CARRASCO	97.05
12/15	KIRSTEN TAYLOR	38.91
12/15	KRISTI EICHER	461.33
12/15	KRONOS INC.	11,495.00
12/15	L WALLACE CONSTRUCTION CO., INC.	22,766.75
12/15	L WALLACE CONSTRUCTION CO., INC.	338,025.20
12/15	L WALLACE CONSTRUCTION CO., INC.	872,214.03
12/15	LA MARGARITA	990.00
12/15	LABATT FOOD SERVICE	2,838.73
12/15	LAKRISHA RODRIGUEZ	95.93
12/15	LAURA SIKES	186.82
12/15	LAWNMOWER SALES AND SERVICE, INC	1,181.56
12/15	LAZEL INC	410.40
12/15	LILIA NANEZ	93.00
12/15	LINDSEY BALDERAZ	1,100.00
12/15	LOWMAN CONSULTING LLC	50.00
12/15	LT APPAREL GROUP	3,981.23
12/15	LUIS CARMONA	300.00
12/15	LVR COMMERICAL FLOORING	4,783.00
12/15	LVR COMMERICAL FLOORING	112,160.85
12/15	LVR COMMERICAL FLOORING	12,979.60
12/15	LYNDSAY FREEMAN	39.37
12/15	LYNETA MENDOZA	37.69
12/15	LYNSEY WOODY	100.46
12/15	MABEL MORALES	26.04
12/15	MAGDA RODRIGUEZ	29.57
12/15	MARTA ALVARADO	366.00
12/15	MARGARITA BROOKER	31.08
12/15	MARIA MATEUS	187.00
12/15	MARIA STUTES	21.84
12/15	MARK BENNETT	3,700.00
12/15	MARK DAWSON	470.00
12/15	MARK ELLISOR	79.49
12/15	MAXI AIDS INC	67.41
12/15	MEGAN SNYDER	15.96
12/15	MICAH PETTIGREW	38.19
12/15	MICHAEL HAWLEY	318.08
12/15	MIROIR ARMENDARIZ	16.18
12/15	MISTY HINER	42.56
12/15	MONICA PINSON	54.66
12/15	N-TUNE MUSIC & SOUND INC	3,401.86
12/15	NATALIE GUARA	99.12
12/15	NATIONAL COUNCIL OF SUPERVISORS OF MATHEMATICS	85.00
12/15	NATIONAL TRAVEL SYSTEMS	1,857.60
12/15	NCS PEARSON INC	3,744.00
12/15	NEW MEXICO CHILD SUPPORT	300.00
12/15	NEW MEXICO CHILD SUPPORT	659.00
12/15	NOBUYUKI SHIRAISHI	84.28
12/15	NOELIA JIMENEZ	263.56
12/15	NORTH TEXAS TOLLWAY AUTHORITY	41.49

12/15	ODESSA FAIRGREEN ASSOCIATES	4,648.50
12/15	ODESSA KINGS CROSSING ASSOCIATES L.P.	4,985.50
12/15	ODESSA SUB CHAPTER BASKETBALL	500.00
12/15	SEWCO INC	170.52
12/15	SEWCO INC	82,504.57
12/15	AIDE CARDENAS	399.00
12/15	MARIA A RODRIGUEZ	48.25
12/15	MARIA LUJAN DE PILAR	48.25
12/15	MESQUITE ISD	10,000.00
12/15	NANCY PRIETO	48.25
12/15	ROXANNE R LICON	48.25
12/15	PARKS BELL RANCH APARTMENTS II LLC	22,393.30
12/15	PATRICK GRANT	150.00
12/15	PENSKE COMMERCIAL VEHICLES US LLC	5,578.37
12/15	JAY SHERRILL	300.00
12/15	JIMMIE DO GAYLOR	1,689.45
12/15	PERMIAN MOVERS, INC.	345.00
12/15	PETROLEUM TRADERS CORPORATION	27,341.39
12/15	PIRAINO CONSULTING, INC	7,290.66
12/15	R.T.C., INC.	29,818.50
12/15	RACHEL GERIG	300.00
12/15	REBECCA MILLETT	84.28
12/15	REGION 13 EDUCATION SERVICE CENTER	390.00
12/15	REGION 18 EDUCATION SERVICE CENTER	18,402.70
12/15	REGION 18 EDUCATION SERVICE CENTER	300.00
12/15	REGION 18 EDUCATION SERVICE CENTER	800.00
12/15	RIGHT RX, LLC	15,834.00
12/15	RIGO NUNEZ	156.24
12/15	RILEY COFFMAN	160.00
12/15	RITA LOPEZ	26.49
12/15	ROBIN FAWCETT	106.98
12/15	ROCIO DAVILA	39.03
12/15	RODRIGUEZ DRYWALL & PAINT CO	68,000.00
12/15	ROSA JULIAN	26.32
12/15	ROSA M DOMINGUEZ	48.38
12/15	ROSA'S CAFE / BOBBY COX Co.	531.59
12/15	ROSAS CAFE / BOBBY COX Co.	581.78
12/15	ROSELL D CAUFIELD	1,250.00
12/15	ROSELL D CAUFIELD	1,350.00
12/15	SANDRA BANDA	263.56
12/15	SCOTT MURI	1,049.72
12/15	SEESAW LEARNING	458.30
12/15	SHANNON CRISWELL	22.96
12/15	SHERWIN WILLIAMS	36.74
12/15	SIDNEY H NORTON	20.00
12/15	SIRIA DUTCHOVER	30.86
12/15	SIRIUS EDUCATIONAL SOLUTIONS	2,115.00
12/15	SOFT SUDS INC	404.00
12/15	SOUTHEASTERN PERFORMANCE	809.99
12/15	SOUTHERN MAID DONUTS	171.00

12/15	STAR TECH GROUP	10,000.00
12/15	STARR COMMONWEALTH	199.00
12/15	STEPHANIE EVANS	29.18
12/15	STEPHANIE VILLAVICENCIO GARCIA	61.72
12/15	STEPHANIE MARIN	49.95
12/15	STEPHANIE MARIN	34.83
12/15	STEPHANIE MARIN	31.86
12/15	STEPHANNE RAMAGE	16.52
12/15	STEVE BROWN	27.75
12/15	STEWART & STEVENSON LLC	530.80
12/15	STUDIES WEEKLY INC.	2,290.15
12/15	TEACHER CREATED MATERIALS	6,250.00
12/15	TERESA OWENS	111.27
12/15	TEXAS ASSOC FOR BILINGUAL EDUC	450.00
12/15	TEXAS ASSOCIATION FOR BILINGUAL EDUCATION	600.00
12/15	TEXAS ASSOCIATION FOR BILINGUAL EDUCATION	900.00
12/15	TASB, INC	5,000.00
12/15	TEXAS DEPARTMENT OF PUBLIC SAFETY	168.00
12/15	TEXAS DEPARTMENT OF INFORMATION RESOURCES	1,974.73
12/15	TEXAS LIFE INSURANCE CO	101,788.13
12/15	TEXAS SCOTTISH RITE HOSPITAL	3,375.00
12/15	TEXAS TEACHERS	825.00
12/15	TEXAS TECH UNIVERSITY	100.00
12/15	TEXAS TECH HEALTH SCIENCES CENTER	3,000.00
12/15	THE ELMS OF MIDLAND ASSOCIATES, L.P.	913.50
12/15	THE SCRIPPS NATIONAL SPELLING BEE	182.50
12/15	THE SUPPLY ROOM, INC	5,314.65
12/15	IRWIN CONSULTING LLC	12,000.00
12/15	TRACEY BORCHARDT	129.12
12/15	TROPHY DEN	30.00
12/15	TROXELL COMMUNICATIONS INC	420.00
12/15	TYLER BUSINESS FORMS	2,475.93
12/15	THE UNIVERSITY OF TEXAS AT AUSTIN	3,000.00
12/15	UTPB	6,800.00
12/15	US DEPARTMENT OF TREASURY	172.48
12/15	VALAREE TISA HAWKINS	27.66
12/15	VALERIE HELITON	56.44
12/15	VALERIE RIVERA	7.33
12/15	VANCE WASHINGTON	343.60
12/15	VERIZON WIRELESS SERVICES LLC	3,768.21
12/15	VICTORIA NORENA	45.25
12/15	VITAL SIGNS	3,116.13
12/15	W. DEAN WEIDNER	18,375.50
12/15	W. DEAN WEIDNER	5,651.00
12/15	W. DEAN WEIDNER	26,625.00
12/15	W. DEAN WEIDNER	1,237.50
12/15	W. DEAN WEIDNER	1,765.60
12/15	IMPERIAL BAG & PAPER LLC	11,243.00
12/15	WALSWORTH PUBLISHING CO	4,200.00
12/15	WALTER DEAN WEIDNER GENERATION SKIPPING TRUST	5,857.89

12/15	WATSON TRUCK & SUPPLY	398.62
12/15	WATSON TRUCK & SUPPLY	479.67
12/15	WEISSMAN'S DESIGN FOR DANCE	2,123.44
12/15	WEST TEXAS A & M	278.00
12/15	WEST TEXAS EDUCATORS	2,959.50
12/15	WEST TEXAS EDUCATORS	272,374.58
12/15	WEST TEXAS FILTERS INC	8,623.55
12/15	WHITNEY CREEKMORE	43.23
12/15	XEROX CORPORATION	66,420.18
12/16	AMAZON CAPITAL SERVICES	174.95
12/16	AUSTIN TREVINO	573.00
12/16	BIMBO BAKERIES USA	1,953.56
12/16	BYRNE BROS FOODS INC	14,910.00
12/16	CDW-G	6,645.68
12/16	CHRISTAN PUGH	58.00
12/16	COMMERCIAL FOOD SERVICE	286.95
12/16	COMMUNITIES IN SCHOOLS OF THE PERMIAN BASIN INC	175,000.00
12/16	ESSENCE BOTTLING COMPANY OF TEXAS INC	4,660.32
12/16	G H DAIRY	25,515.27
12/16	KEELEY RENE SIMPSON	208.00
12/16	LABATT FOOD SERVICE	139,643.25
12/16	MALINA ROUX	59.00
12/16	MOLLIE JONES	180.00
12/16	GRACE DOWNEY	259.52
12/16	JARED VILLEGAS	45.00
12/16	RANDY MILLER	45.00
12/16	PARTS TOWN, LLC	31.47
12/16	PRISCILLA TORRES	58.00
12/16	SCADA ACCESS INC	20,000.00
12/16	STARR COMMONWEALTH	149.00
12/16	T&K HOLDINGS INC	889.61
12/16	TERESA WILLISON	58.00
12/16	TEXAS DEPARTMENT OF INFORMATION RESOURCES	2,621.13
12/16	THIRD FUTURE SCHOOLS TEXAS	146,961.31
12/16	UNITED REFRIGERATION	9.98
12/16	WHITLEY PENN LLP	9,000.00
1/5	304 HOTEL OPERATING, LLC	897.19
1/5	ALLBRIGHT & ASSOCIATES, INC	1,092.70
1/5	AMAZON CAPITAL SERVICES	89,685.47
1/5	AMERICAN FAMILY LIFE & CANCER	245.14
1/5	AMERICAN FAMILY LIFE & CANCER	12.00
1/5	APPLE, INC	1,099.00
1/5	ASSOCIATION OF TEXAS	2,545.41
1/5	ATHLETIC SUPPLY INC	5,493.00
1/5	AUSTIN TREVINO	59.00
1/5	BEST CHOICE COFFEE SERVICES LLC	272.44
1/5	BIMBO BAKERIES USA	1,688.04
1/5	BJB, INC.	28.97
1/5	BLUE STAR BUS SALES LTD	129.72
1/5	SPARKLIGHT	2,741.65

1/5	CATFISH & COMPANY	6,116.60
1/5	CDW-G	59,981.50
1/5	CECILIA KELLAR	250.00
1/5	CHAD PETERSON	250.00
1/5	CIRCLE P RANCH SUPPLY, INC	252.50
1/5	COLLEGE BOARD INSTITUTIONS	13,125.00
1/5	CUSTOM WHOLESALE SUPPLY INC	89.14
1/5	DALE'S ALIGNMENT & BRAKE SERVICE INC	105.00
1/5	DECOTY COFFEE COMPANY	710.50
1/5	DERRON GATEWOOD	525.00
1/5	DISCOUNT SCHOOL SUPPLY	201.94
1/5	DS WATERS OF AMERICA INC	45.52
1/5	EAGLE RUBBER & SUPPLY	33.60
1/5	ECISD EDUCATION FOUNDATION	682.00
1/5	ELEVATION ON TOUR	4,100.00
1/5	ELICEO ORTIZ	475.00
1/5	FAMILY & CONSUMER SCIENCES	26.00
1/5	FERGUSON FACILITIES SUPPLY	740.21
1/5	FIRST FINANCIAL ADMINISTRATORS	21,653.14
1/5	FIRST FINANCIAL ADMINISTRATORS	33,397.11
1/5	FIRST FINANCIAL ADMINISTRATORS	1,770.84
1/5	FIRST FINANCIAL ADMINISTRATORS	15,017.10
1/5	FIRST FINANCIAL ADMINISTRATORS	10,582.50
1/5	FIRST FINANCIAL ADMINISTRATORS	7,149.00
1/5	FIRST FINANCIAL ADMINISTRATORS	90,985.78
1/5	G H DAIRY	34,892.70
1/5	GARDENDALE WATER CO	71.50
1/5	GRAINER	1,421.71
1/5	GROGGY DOG SPORTSWEAR & GRAPHIC DESIGN	840.75
1/5	HARRISON WHOLESALE FLORAL INC	775.25
1/5	HEALTH SERVICES ADMINISTRATION	729.39
1/5	HEALTH SERVICES ADMINISTRATION	23,000.90
1/5	HORACE MANN INS CO	48.82
1/5	SEAN PATTY	127.23
1/5	INSOURCE INSURANCE GROUP, LLC	71.00
1/5	INTERNATIONAL ASSURANCE	60,506.69
1/5	INVESTRUST	42,801.66
1/5	INDUSTRIAL IGNITION LLC	550.00
1/5	JNT RESOURCES PARTNERS, LP	1,022.33
1/5	JNT RESOURCES PARTNERS, LP	18,635.45
1/5	KRONOS INC.	7,500.06
1/5	LA MARGARITA	1,310.00
1/5	LENNOX INDUSTRIES INC	1,271.00
1/5	LINDE GAS & EQUIPMENT INC	320.23
1/5	LONE STAR LEARNING	56,520.00
1/5	LUIS CARMONA	475.00
1/5	MARIA ORTIZ	1,049.25
1/5	MARINA SALAZAR	150.00
1/5	METLIFE	125,327.89
1/5	MICHELE HARMON LLC	1,200.00

1/5	SUPERIOR VISION INSURANCE, INC.	27,841.86
1/5	NATIONAL TRAVEL SYSTEMS LP	3,979.88
1/5	NIMBUS DRINKING WATER SYSTEMS	27.00
1/5	SEWCO INC	19,978.67
1/5	SEWCO INC	509.94
1/5	PENSKE COMMERCIAL VEHICLES US LLC	709.96
1/5	PETROLEUM TRADERS CORPORATION	29,959.25
1/5	PIRAINO CONSULTING, INC	10,721.32
1/5	R.T.C., INC.	1,890.00
1/5	REGION 18 EDUCATION SERVICE CENTER	1,000.00
1/5	SANDY EMMERSON	1,875.00
1/5	SHERWIN WILLIAMS	205.86
1/5	SIDNEY H NORTON	573.50
1/5	SKILLSUSA TEXAS	856.00
1/5	STICKERYOU INC	258.23
1/5	TEXAS AFT AMP	385.00
1/5	TEXAS ASSOCIATION OF SECONDARY SCHOOL PRINCIPALS	127.50
1/5	TEXAS CLASSROOM TEACHERS ASSOC	5,752.76
1/5	TEXAS ELEMENTARY PRINCIPALS & SUPERVISORS ASSOC	482.63
1/5	TEXAS INDUSTRIAL VOCATIONAL ASSOCIATION	92.00
1/5	TEXAS SCOTTISH RITE HOSPITAL	4,315.00
1/5	TEXAS STATE TEACHERS ASSOCIATION	31,531.99
1/5	TEXAS TECH UNIVERSITY	45,000.00
1/5	THE CINCINNATI LIFE INS. CO	356.42
1/5	THE HON COMPANY LLC C/O OFFICEWISE	1,804.88
1/5	THE RON CLARK ACADEMY	7,185.00
1/5	THE SCRIPPS NATIONAL SPELLING BEE	4,082.50
1/5	THE SUPPLY ROOM, INC	2,003.67
1/5	THIRD FUTURE SCHOOLS TEXAS	46,526.03
1/5	TNTP. INC.	37,870.00
1/5	UNITED WAY OF ODESSA	6,374.12
1/5	VERIZON WIRELESS SERVICES LLC	418.03
1/5	VITAL SIGNS	3,645.00
1/5	IMPERIAL BAG & PAPER LLC	1,656.90
1/5	WATSON TRUCK & SUPPLY	8,142.70
1/5	WEIDNER & PHILLIPS LTD BY F & B OPERATORS	140.00
1/5	WEISSMAN'S DESIGN FOR DANCE	1,282.57
1/5	XEROX CORPORATION	4,612.61
1/5	THIRD FUTURE SCHOOLS TEXAS	223,803.00
1/5	BLUE CROSS BLUE SHIELD TEXAS	151,086.75
1/12	806 TECHNOLOGIES INC.	24,200.00
1/12	AARON ALEX MOLINA	6.44
1/12	ABECEDARIAN	1,294.70
1/12	ACCELERATE LEARNING INC.	10,200.00
1/12	AIR TUTORS LLC	538,627.05
1/12	ALBERT J VALENCIA	148.29
1/12	AMAZON CAPITAL SERVICES	55,294.48
1/12	AMAZON CAPITAL SERVICES	1,769.00
1/12	ANGELICA MORENO	110.00
1/12	ADVANCED NETWORK MANAGEMENT INC	27,878.00

1/12	ANNETTE MACIAS	567.57
1/12	ANNIE NELSON	101.07
1/12	APPLE, INC	893.00
1/12	AT&T	7,794.71
1/12	AT&T	897.45
1/12	AT&T	123.40
1/12	AT&T MOBILITY	51.93
1/12	AUDIO ACOUSTICS HEARING CENTERS	400.00
1/12	AUSTIN TREVINO	585.00
1/12	AUSTIN TREVINO	64.00
1/12	BARRON PAINT & EQUIPMENT	1,714.05
1/12	BECKY QUIROZ	21.67
1/12	BIG DADDY'S	2,768.30
1/12	BIMBO BAKERIES USA	1,950.18
1/12	DICK BLICK COMPANY	101.48
1/12	BLUE STAR BUS SALES LTD	142.11
1/12	BRAUN BEEF & CO INC	6,379.52
1/12	SPARKLIGHT	185.48
1/12	CAVALLO ENERGY TEXAS LLC	132,452.56
1/12	CDW-G	245,455.71
1/12	CICI'S PIZZA	129.84
1/12	CIRCLE P RANCH SUPPLY, INC	1,525.76
1/12	CITY OF ODESSA	4,254.17
1/12	COFIROUTE CORPORATIO	26.43
1/12	COMMERCIAL FOOD SERVICE	1,094.00
1/12	CONCORD THEATRICALS CORP	125.00
1/12	CROWN EQUIPMENT INC	100.00
1/12	CULLIGAN WATER CONDITIONING OF WEST TEXAS	589.47
1/12	CUSTOMINK, LLC	2,877.87
1/12	DALE'S STORES	2,454.60
1/12	DANIEL BUSTAMANTE	62.21
1/12	DECOTY COFFEE COMPANY	300.50
1/12	DIEGO CABALLERO	54.66
1/12	DISCOVERY EDUCATION INC	94,350.00
1/12	DUAL LANGUAGE EDUCATION OF NEW MEXICO	2,190.00
1/12	ELLEN NOEL ART MUSEUM	3,950.00
1/12	ELUMA LLC	55,105.57
1/12	EPALLET INC	16,614.72
1/12	ERIC UNTERBRINK	78.62
1/12	ESSENCE BOTTLING COMPANY OF TEXAS INC	13,980.96
1/12	FAST SIGNS	4,553.19
1/12	FIRST FINANCIAL ADMINISTRATORS	26,948.33
1/12	FIRST FINANCIAL ADMINISTRATORS	3,550.00
1/12	FIRST FINANCIAL ADMINISTRATORS	225.00
1/12	FIRST FINANCIAL ADMINISTRATORS	250.00
1/12	FIRST FINANCIAL ADMINISTRATORS	94,677.00
1/12	FIRST FINANCIAL ADMINISTRATORS	5,679.00
1/12	FORDE-FERRIER EDUCATIONAL SERVICE	16,425.00
1/12	FOSTER POULTRY FARMS	25,151.04
1/12	FRANCESCA FLORANCE	226.48

1/12	FRANCESCA FLORANCE	516.96
1/12	FRANCESCA FLORANCE	516.96
1/12	PETTY CASH	6,000.00
1/12	G H DAIRY	52,782.30
1/12	G T DISTRIBUTORS INC	383.20
1/12	GABRIELA GRANADO	600.00
1/12	GARDENDALE WATER CO	214.50
1/12	GERARDO RAMIREZ	150.00
1/12	HALO BRANDED SOLUTIONS INC	509.87
1/12	HOME DEPOT USA INC - STORE #562	55.40
1/12	HORTENCIA DEL BOSQUE	184.67
1/12	IHS GLOBAL INC.	1,944.00
1/12	IMAGERY GRAPHIC SYSTEMS	534.73
1/12	INSOURCE INSURANCE GROUP, LLC	342.00
1/12	INTERACTIVE HEALTH TECHNOLOGIES LLC	4,257.00
1/12	ISABEL ARRAS-HUERTA	31.53
1/12	ISAFE INTERPRISES, LLC	2,100.00
1/12	ISTATION	49,500.00
1/12	ITHAKA HARBORS, INC	780.00
1/12	JASON OSBORNE	351.00
1/12	JD PALATINE LLC	61.35
1/12	JERIMIE HERNANDEZ	720.00
1/12	JERIMIE HERNANDEZ	144.00
1/12	JON PHILLIPS	535.00
1/12	JORDAN JEWELL	149.89
1/12	JUMBURRITO	1,143.79
1/12	KAGAN PUBLISHING AND PROFESSIONAL DEVELOPMENT	4,249.00
1/12	KAY'S EMBLEMS INC	308.00
1/12	KELLER INDEPENDENT SCHOOL DISTRICT	250.00
1/12	KELLIE WILKS	1,887.61
1/12	KIMBERLY BRYER	164.37
1/12	KRISTIN WHITTENBURG	981.38
1/12	KYLE RIPPE	102.42
1/12	L WALLACE CONSTRUCTION CO., INC.	155,090.35
1/12	LA MARGARITA	590.00
1/12	LABATT FOOD SERVICE	238,163.42
1/12	LOWE'S	2,211.35
1/12	LOWMAN CONSULTING LLC	5,000.00
1/12	LT APPAREL GROUP	59,728.45
1/12	LUIS CARMONA	200.00
1/12	LUNCH MONY, INC.	154.53
1/12	LYNSEY WOODY	91.05
1/12	MADISON LOEWEN	367.00
1/12	MAHIRA SALINAS	53.93
1/12	MARIA ORTIZ	884.86
1/12	MARIA ZUBIATE	40.32
1/12	MARISSA DAWN KING	663.49
1/12	MARK BENNETT	3,700.00
1/12	MAURICIO MARQUEZ	110.00
1/12	MICHELLE MADRID	66.75

1/12	MICHELLE MADRID	74.26
1/12	MIDLAND-ODESSA SYMPHONY	4,000.00
1/12	MISTY MICHELLE MORGAN	151.82
1/12	N J MALIN & ASSOCIATES LLC	550.83
1/12	N-TUNE MUSIC & SOUND INC	2,479.40
1/12	NAOMI FUENTES	110.00
1/12	NASCO EDUCATION LLC	87.36
1/12	NATALIE THOMS	21.73
1/12	NATIONAL STUDENT CLEARINGHOUSE	2,380.00
1/12	NATIONAL TRAVEL SYSTEMS LP	2,615.68
1/12	NETSYNC NETWORK SOLUTIONS	55,000.00
1/12	NIMBUS DRINKING WATER SYSTEMS	230.00
1/12	NORTH TEXAS TOLLWAY AUTHORITY	130.01
1/12	SEWCO INC	10,775.40
1/12	SEWCO INC	2,756.50
1/12	OLIVIA PORRAS	79.02
1/12	PADRINO FOODS	34,634.95
1/12	PATRICIA LOGAN	20.05
1/12	PENSKE COMMERCIAL VEHICLES US LLC	166.16
1/12	PETROLEUM TRADERS CORPORATION	15,981.89
1/12	PIRAINO CONSULTING, INC	5,711.32
1/12	POSTMASTER	265.00
1/12	RAYMOND BEDFORD	226.48
1/12	ROSA'S CAFE / BOBBY COX Co.	570.02
1/12	ROSAS CAFE / BOBBY COX Co.	175.53
1/12	ROSELL D CAUFIELD	1,250.00
1/12	ROSELL D CAUFIELD	1,350.00
1/12	SAM'S CLUB DIRECT	732.94
1/12	SAN ANGELO ISD	200.00
1/12	SANDY EMMERSON	1,875.00
1/12	SHERMAN HALLER	635.92
1/12	SHOPPA'S MATERIAL HANDLING	1,000.00
1/12	SIDNEY H NORTON	646.00
1/12	STANLEY WATSON	25.53
1/12	SYNCED UP PRODUCTS	800.00
1/12	TASB, INC	11,000.00
1/12	TASB, INC	500.00
1/12	TASB, INC	36.00
1/12	TASB, INC	22.00
1/12	TEXAS DEPARTMENT OF TRANSPORTATION	2.30
1/12	TEXAS DEPARTMENT OF LICENSING AND REGULATION	20.00
1/12	TEXAS DEPARTMENT OF INFORMATION RESOURCES	395.48
1/12	TEXAS HIGH SCHOOL POWERLIFTING	75.00
1/12	TEXAS HIGH SCHOOL POWERLIFTING	75.00
1/12	TEXAS HIGH SCHOOL WOMENS POWERLIFTING ASSOCIATION	75.00
1/12	TEXAS SCOTTISH RITE HOSPITAL	5,700.00
1/12	TEXAS TECH UNIVERSITY	20,287.50
1/12	THE HON COMPANY LLC C/O OFFICEWISE	11,769.92
1/12	THE SUPPLY ROOM, INC	6,380.80
1/12	THIRD FUTURE SCHOOLS TEXAS	19,000.00

1/12	TOSHIBA AMERICA BUSINESS SOLUTIONS INC	3,750.21
1/12	TRAN NAM LE	110.00
1/12	TRUE NORTH CONSULTING GROUP LLC	1,650.00
1/12	ERS - TEXAS SOCIAL SECURITY PROGRAM	35.00
1/12	TYLER TECHNOLOGIES, INC.	96,842.16
1/12	UNITED REFRIGERATION	982.09
1/12	US DEPARTMENT OF TREASURY	105.83
1/12	VERIZON WIRELESS SERVICES LLC	297.64
1/12	IMPERIAL BAG & PAPER LLC	261.58
1/12	WATSON TRUCK & SUPPLY	29.65
1/12	WATSON TRUCK & SUPPLY	988.66
1/12	WEST TEXAS EDUCATORS	2,959.50
1/12	WORLD CENTRIC	40,520.00
1/12	XEROX CORPORATION	18,461.95
12/15	BLUE CROSS BLUE SHIELD TEXAS	396,126.54
1/4	JNT RESOURCES PARTNERS LP	30,306.34
1/5	BLUE CROSS BLUE SHIELD TEXAS	433,380.10
1/5	EXPRESS SCRIPTS	318,550.00
1/5	BLUE CROSS BLUE SHIELD TEXAS	457,484.10
	TOTAL NUMBER OF CHECKS WRITTEN FOR DISTRICT	714
	TOTAL AMOUNT WRITTEN FOR DISTRICT	\$ 11,920,938.20



REQUEST FOR APPROVAL OF ACCEPTANCE OF DONATIONS OVER \$10,000

In accordance with policy CDC (local), Ector County ISD is requesting approval to receive the following donations greater than \$10,000.

Amount	Fund	From	Description
\$12,500	199	Education Foundation	A portion of the ECISD Grant Writer salary to be received over three years in 2021/22 through 2022/23.
\$10,000	199	Dan and Hermine Hemphill Charitable Foundation	Community Outreach Center support for school supplies, uniforms, and various items for students in need.



**REQUEST FOR APPROVAL OF MEMORANDUM OF UNDERSTANDING
BETWEEN UNIVERSITY OF THE SOUTHWEST AND ECTOR COUNTY
INDEPENDENT SCHOOL DISTRICT
2021-2022**

Attached is the Memorandum of Understanding between University of Southwest and Ector County ISD for the School Counseling Practicum and/or Internship Placement of Elizabeth Carrasco Sarabia. This allows ECISD to utilize interns at no cost to the district while University of Southwest students can gain valuable experience.

MEMORANDUM OF UNDERSTANDING/AFFILIATION AGREEMENT

And Request for Intern Placement for Elizabeth Carrasco Sarabia

between

Ector County School District

and

University of Southwest (USW)

College of Education

Hobbs, New Mexico

This letter and Memorandum of Understanding (MOU) serves as a facilitating document toward a partnership between Ector County School District and the USW College of Education (COE) for School Counseling Practicum and/or Internship Placement for Elizabeth Carrasco Sarabia.

The University of the Southwest's (USW) School Counseling Program has been ranked number four in the nation by *The Best Colleges* website. The University is also accredited by the Higher Learning Commission of the North Central Association of Colleges and Schools. The undergraduate and graduate programs for USW's College of Education (COE) are also accredited by the New Mexico Public Education Department, which follows NCATE Standards. The COE is particularly distinguished for its teacher preparation program and the Master of Science in Education degree.

USW is "a Christ-centered educational community dedicated to developing men and women for a lifetime of servant leadership by emphasizing individual faith, responsibility, and initiative." The USW and COE provide a diverse educational program. The COE faculty and students are actively involved in field-based and clinical experiences ranging from classroom observations to internships. The faculty's teaching activities, which are competency- and research-based, and their areas of content and pedagogical expertise, are equally diverse, including educating both traditional and nontraditional students, who are enrolled in graduate and professional degree programs.

Long Term Objectives:

- To formally establish a collaboration between the professionals at Ector County School District and the faculty of the School of Education at University of the Southwest.
- To build a partnership that benefits students in the Ector County School District by receiving educational services provided by well- prepared USW undergraduate and/or graduate Interns.

Collaborative Partnership Proposal:

The USW College of Education (COE) is requesting a one-year partnership with Ector County School District in order to initiate a variety of formal and informal efforts that can lead to a mutually-beneficial partnership and to building collaborative efforts. The USW COE administration and

faculty requests a short-term (one calendar year) working relationship with Ector County School District for School Counseling.

By formalizing this relationship, initially through this memorandum of understanding and, once all aspects of this collaborative relationship are agreed upon, more formally through any additional signed addendum, the dean of the School of Education at USW hopes to establish a basis for any future contacts and proposed collaborations.

In order to support the development of a continuing partnership, both institutions may agree to have a review of progress after the first calendar year. If the partnership proves to be mutually beneficial, discussions could begin for developing a long-term agreement, which could be renewed every five years or as deemed appropriate.

USW's Institutional Role:

Additional collaborative activities/projects for School Counseling are outlined in the appendixes to this MOU. Implementation of such collaborations will require review and mutual agreement of both parties. Furthermore, there are no financial responsibilities associated with the proposed partnership. The only staff support needed will be a current Ector County School District site supervisor for the School Counseling intern. Any additional or future collaborations or projects may require additional review by Ector County School District and USW-COE leadership and a new signed addendum to this Memorandum of Understanding.

WHEREAS, this agreement states USW wishes to provide its students with internship experiences as part of the completion of their respective academic program.

The parties agree to the following:

I. Definitions:

The following definitions shall apply to this Agreement

A. *Intern* shall refer to a student enrolled in the University's School Counseling program who needs experience to complete his /her degree.

B. *Clinical Supervisor* is that person who, as a faculty member of the University, shall be designated by the University to monitor the clinical progress of the Intern during the course and scope of the internship assignment.

C. *Student Internship* shall refer the active participation by an Intern in the day-to-day duties and responsibilities at the school under the direct supervision of a Site Supervisor.

II. General Provisions:

A. The selection of a Supervisor shall be undertaken and determined by the school director where the Intern shall be assigned.

B. Interns recommended for review by the University shall be subject to appropriate District academic and criminal background screening requirements before commencing. This shall include, if need be, the completion of an on-line application and liability insurance. This includes, but is not limited to, fingerprinting, background checks, TB testing, and/or clearance by the National Sex Offender Registry.

C. Interns may be compensated by the facility as deemed appropriate. If they are not employed by the school district; they will not be eligible for any fringe benefits or statutory rights attendant to employees.

III. District Responsibilities:

A. The School District shall provide each participating Intern with experience in the school counseling setting. This shall be done under the direction of a Cooperating Supervisor who shall work with the Intern.

B. The Cooperating Supervisor shall be provided with the opportunity to consult with the school's faculty on an ongoing basis in order to evaluate the Interns work performance and progress.

C. The School District may refuse to accept, or may terminate, any Intern assigned to the setting based upon a good faith determination that the Intern is not meeting performance and professional standards and expectations or is deemed otherwise unfit to commence or continue administration in the classroom or school setting.

D. Professional dispensation, including videotaping, is to be used for internal purposes only. If videotaping is not permitted by Ector County School District the site supervisor may provide feedback to the University Supervisor.

IV. University Responsibilities:

A. The University shall be responsible for monitoring and evaluating individual Intern progress as well as curriculum planning, admission, administration, matriculation requirements, and other issues required by its academic program.

B. The University shall appoint a Supervisor who may observe Interns in their setting. The University shall be responsible for the overall final evaluation of the Intern for his/her academic program upon receipt and review of the Supervisor's evaluative reports and feedback.

C. The University shall require the Intern to provide proof of professional liability insurance as part of a membership with an appropriate professional organization. The Intern must provide this proof to the University before beginning Practicum/Internship/Intern Teaching and the University will keep a copy of this proof on file in the student's COE record. The Intern should be able to provide Ector County School District (school/district) with a copy of this coverage upon request.

D. The University does not furnish workers' compensation insurance for Interns. It is understood that the Intern is not an employee of Ector County School District. The University shall indemnify and hold Ector County School District harmless from any and all claims, demands, causes of action and/or damages arising out of the negligent or willful acts of the given Intern during the course and scope of his/her assignment.

Final Provisions:

A. This Agreement shall become effective on the date hereof and shall continue for the remainder of the school year. It shall be renewed upon mutual agreement of the parties for the next school year unless otherwise terminated.

B. The District acknowledges that the education records of Interns assigned to the district are protected by the Family Educational Rights and Privacy Act ("FERPA"), 20 U.S.C. 123g, The Parties agree to comply with the requirements of FERPA and its implementing regulations at 34 C.F.R Part 99 and to protect the privacy of educational records concerning any Intern assigned to the District under this Agreement.

C. The parties hereto may terminate this Agreement upon ninety (90) day advance written notice to one another.

Signatures: Only the authorized agents listed below may make changes to this MOU and future addendum provided if necessary.

Date _____

DocuSigned by:
Sandra Johnson
D9F699798C59416...

USW – Dean, College of Education

Date 12/16/2021



PUBLIC HEARING ON DISTRICT ANNUAL PERFORMANCE REPORT

The District must hold a public hearing to discuss the District's annual report that includes the TAPR, District accreditation status, campus performance objectives, information on violent or criminal incidents, and performance of the previous year's graduates in their first year of college as reported by the Texas Higher Education Coordinating Board.

Annual Performance Report Public Hearing January 19, 2022

49

2020-21 District Performance

2020-21 Texas Performance Reporting System Public Hearing

7 Sections to the Annual Report

- 1) 2020-2021 Texas Academic Report (PDF TAPR)
- 2) PEIMS Financial Standard Report (2020-2021 Financial Actual Report)
- 3) 2020-2021 District Accreditation Status
- 4) Campus Performance Objectives
- 5) Report on Violent or Criminal Incidents on Campuses
- 6) Student Performance in Postsecondary Institutions
- 7) 2020-2021 TAPR Glossary

50

Section 1

2020-21 Texas Academic Report (TAPR)



TAPR is published in two different formats

A PDF version (the PDF TAPR)

- Designed to allow school districts to fulfill their public notification requirements (I.e. this Annual Report)
- Only includes major statutorily-required data points



Compiled by TEA for every district and campus using

PEIMS

Student Assessment Data

Two-year lagging data for most data points.

2019-2020 COVID-Effect

Section 1

2020-2021 Texas Academic Performance Report

2020-21 Texas Academic Performance Report (TAPR)

District Name: ECTOR COUNTY ISD

District Number: 068901

2021 Accountability Rating: Not Rated: Declared State of Disaster

2021 Special Education Determination Status:

Needs Intervention



Section 1 – Special Education Determination Level

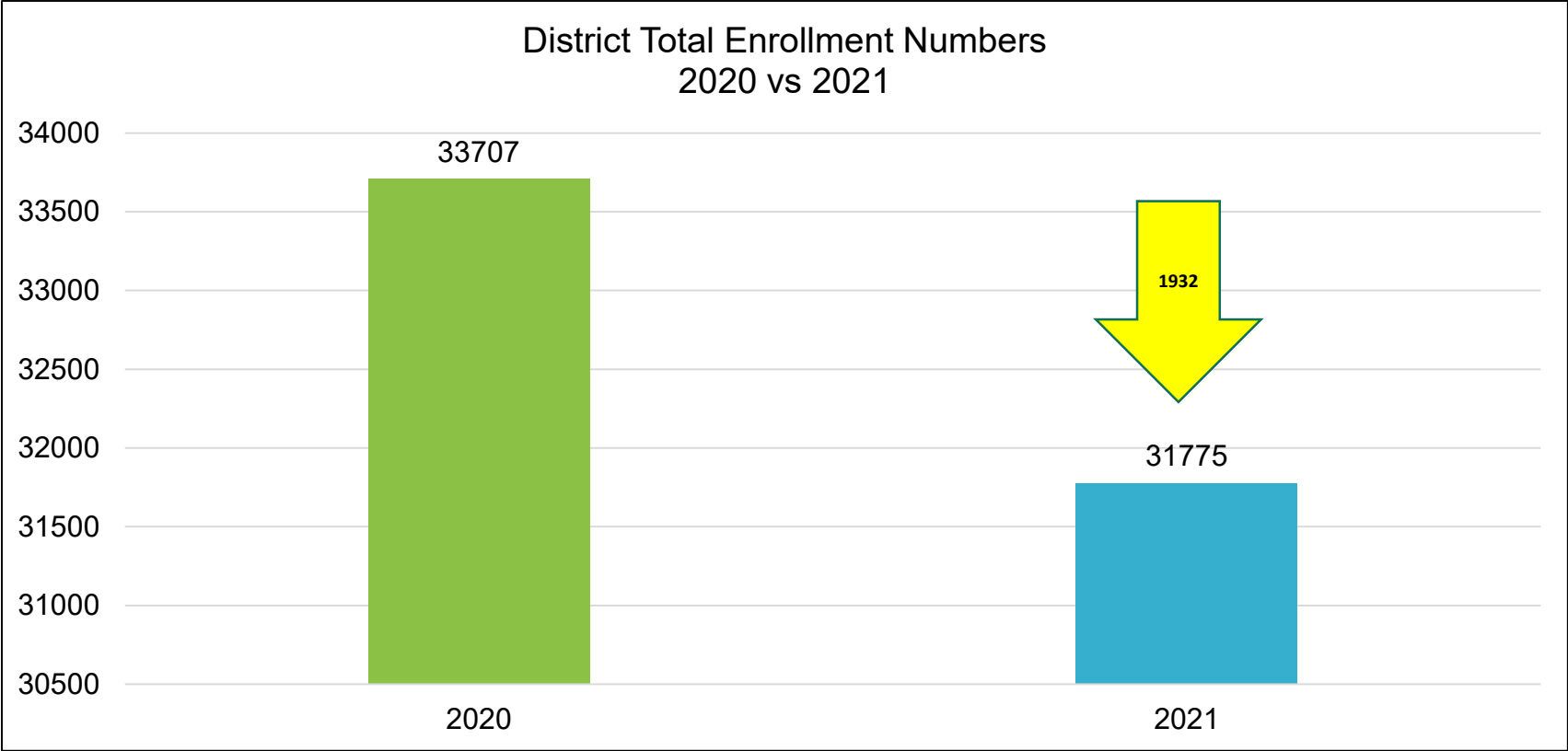
2021 Special Education Determination Status:

Needs Intervention

- 1) Based on Results Driven Accountability Indicators
- 2) Levels range from 0 – 4 with 4 being the highest need of interventions
- 3) ECISD is at a Determination Level of 3 in Special Education – Needs intervention

53

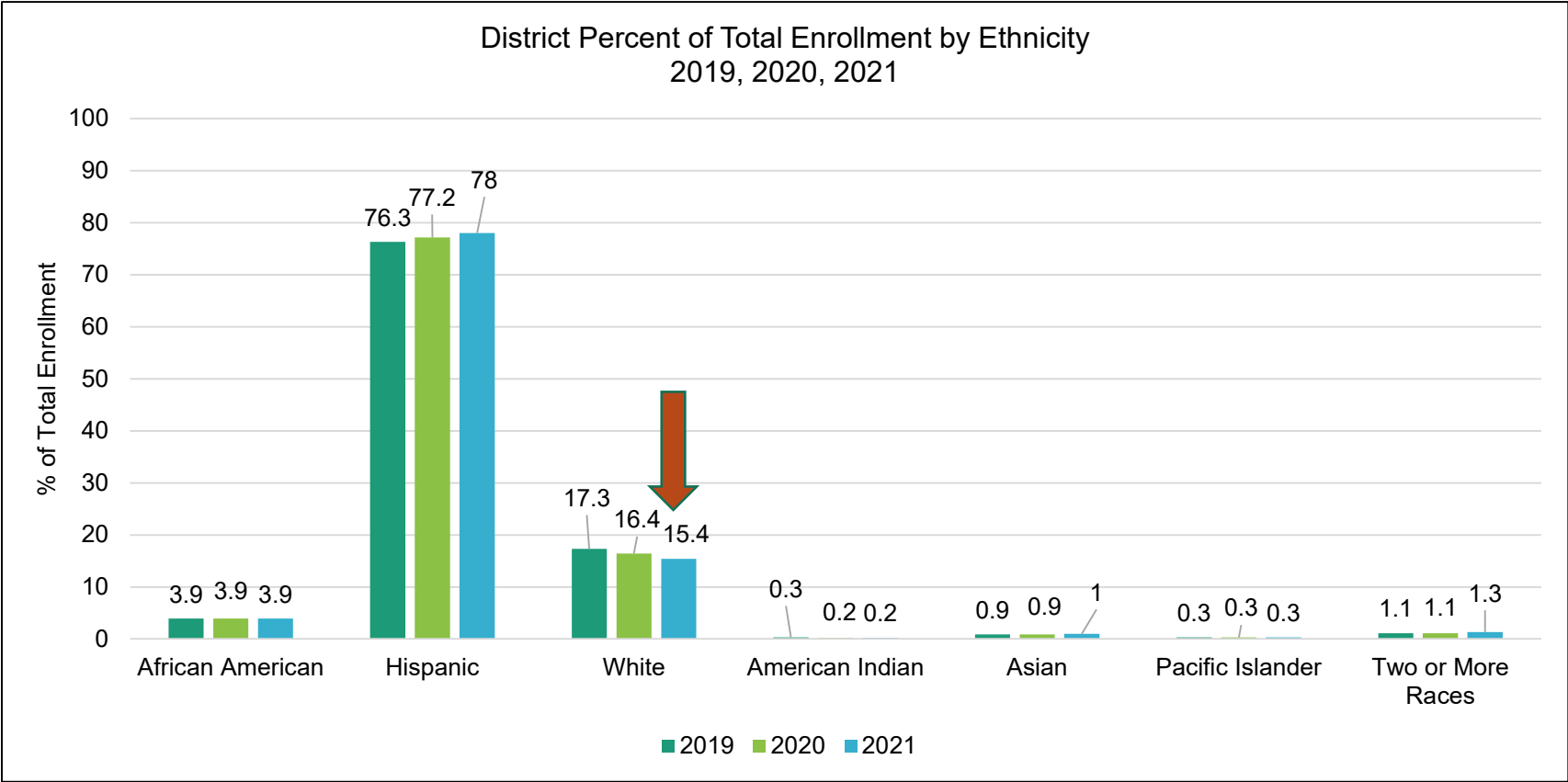
Section 1 – District Profile



- 2022 Current Enrollment 31813

54

Section 1 – District Profile



Section 1 - STAAR

STAAR Performance (2020-2021) Reported for

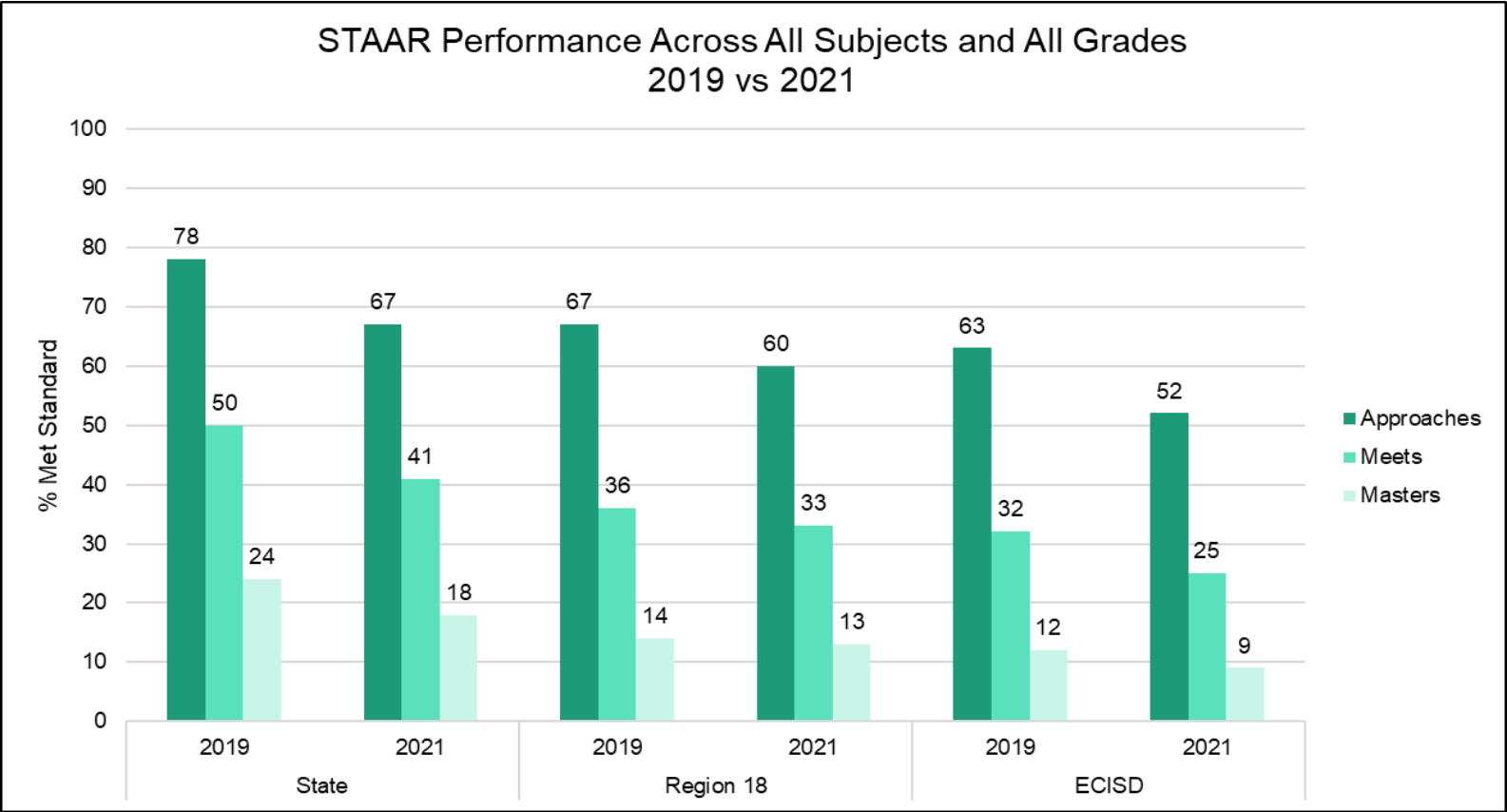
- Grades 3-8 Reading and Math
- Grades 4 & 7 Writing
- Grades 5 & 8 Science
- End of Course: Algebra I, Biology, English I, English II, U.S. History
- Accelerated Testers – SAT/ACT math scores for students who took and passed Algebra I in 8th grade

56

STAAR Progress Measure and Academic Growth

- Due to the lack of 2020 STAAR results, Academic Growth was not calculated for the 2021 school year
- 2018 and 2019 data are shown

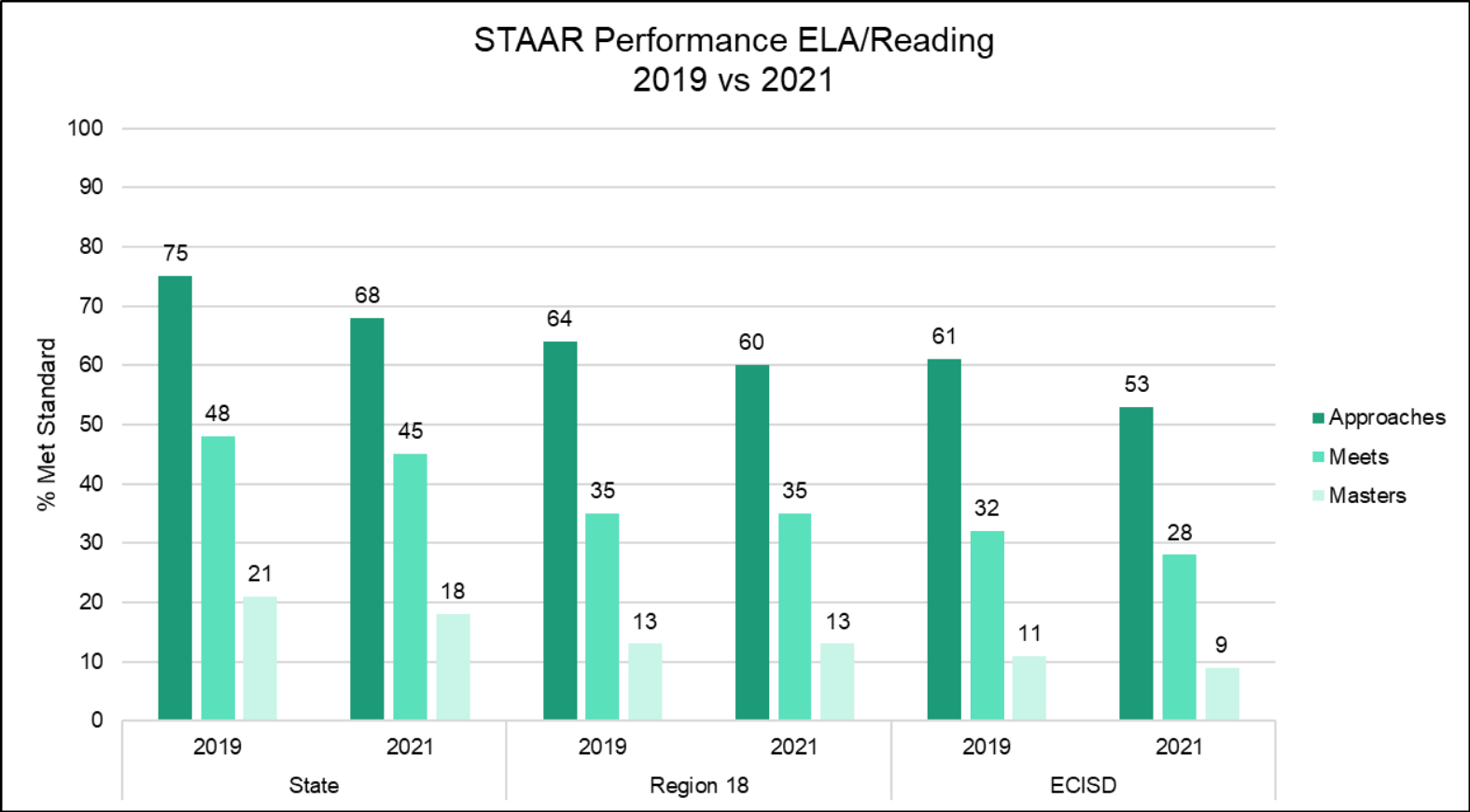
Section 1 - STAAR



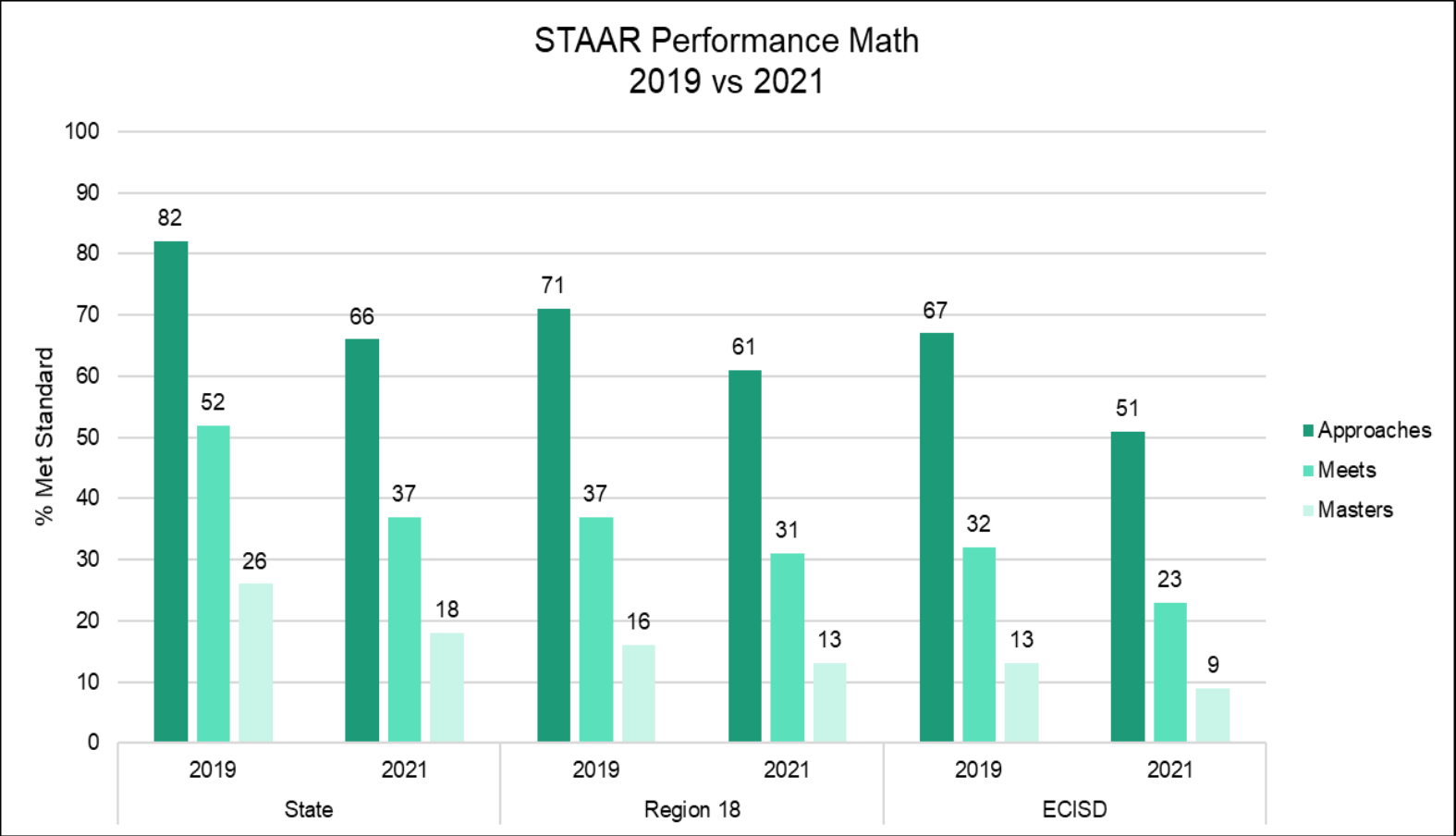
- District performance across all three performance standards is below the state and region performance.

57

Section 1 - STAAR



Section 1 - STAAR

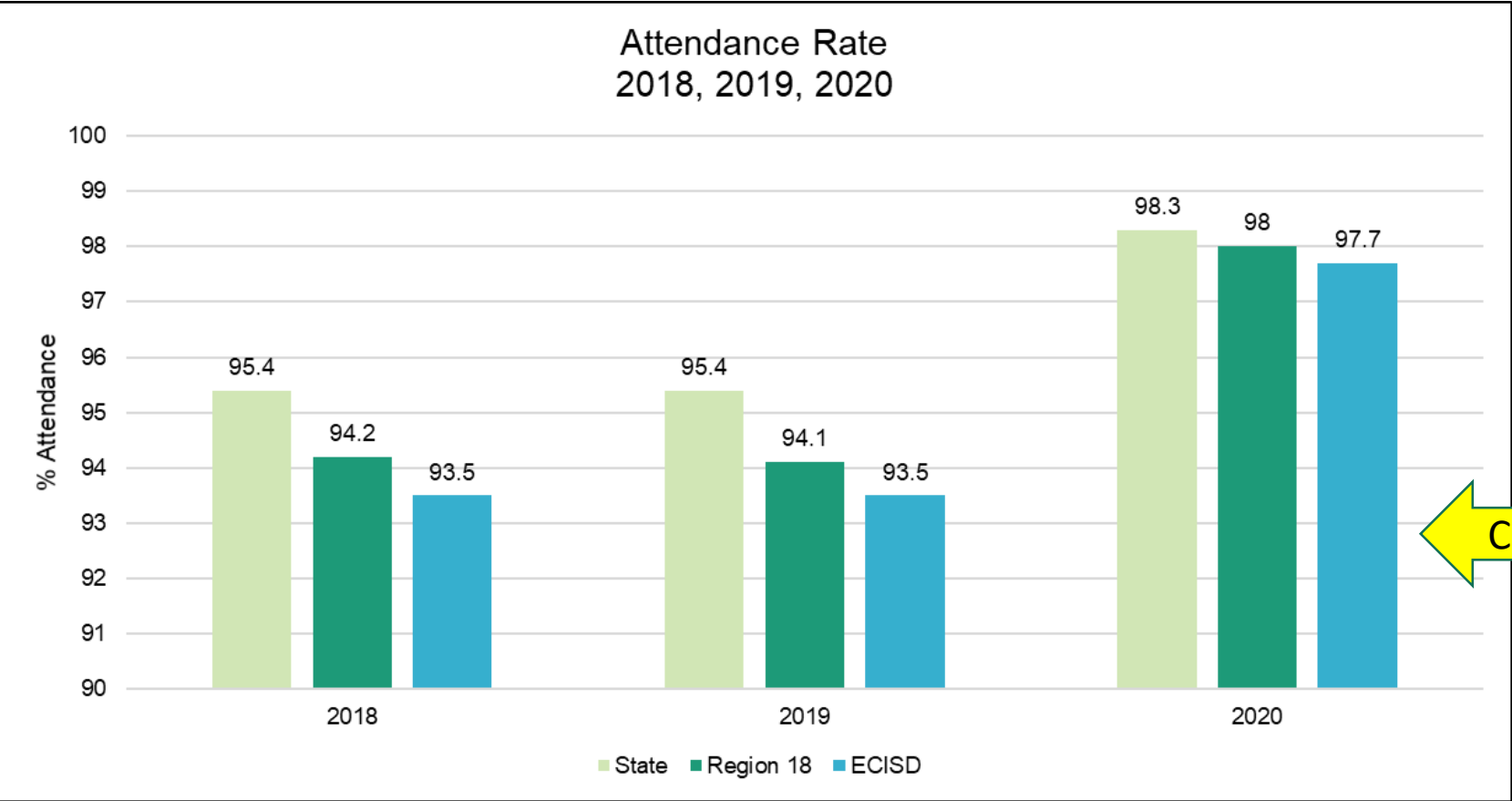


59

Section 1 – Attendance & Graduation Rate

- Attendance Rate
- Longitudinal Graduation Rate Class of 2020 – 4 Year Graduation Rate Reported by
 - Graduates
 - TxCHSE – Texas Certificate of High School Equivalency
 - Continuers
 - Dropouts

Section 1 – Attendance Rate

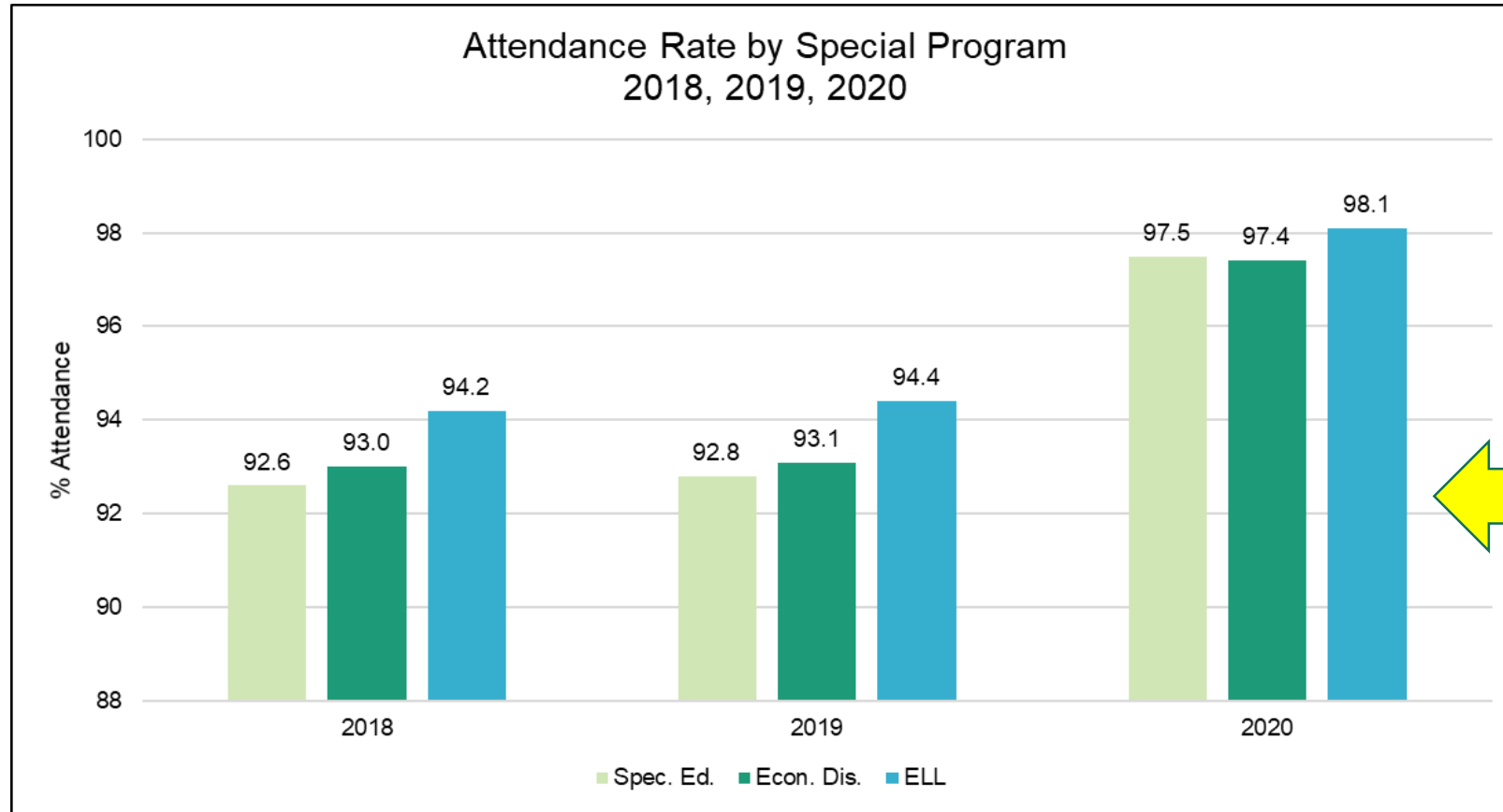


- Preliminary 2021 Attendance Rate 92.6

Source: OnData Suite, 2021

← COVID-19 Year 1

Section 1 – Attendance Rate

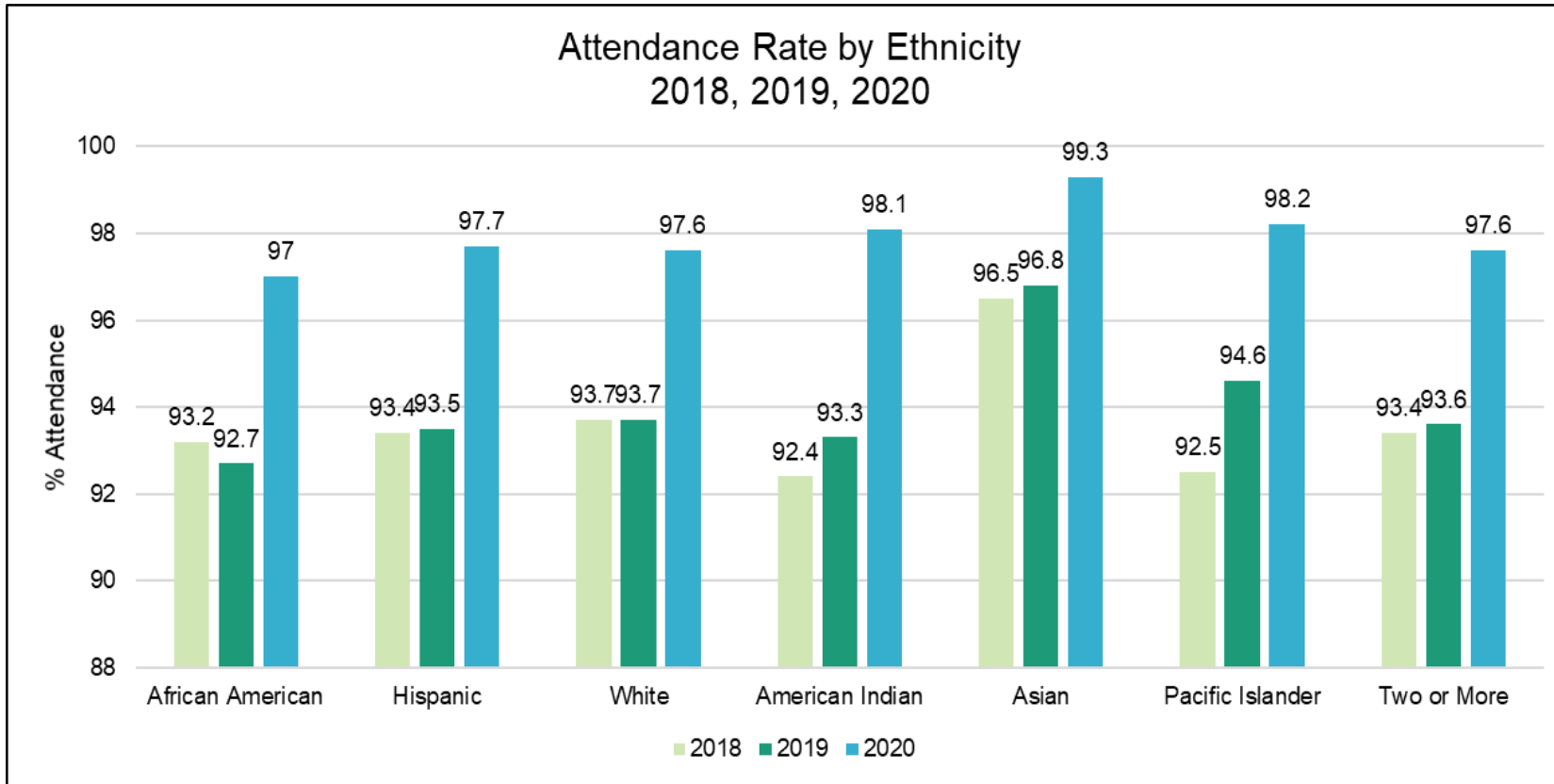


- Preliminary 2021 Attendance Rate:

Special. Educ – 92.1
Econ. Disadvantaged – 61.6
Emergent Bilingual – 92.8

Source: OnData Suite, 2021 62

Section 1 – Attendance Rate

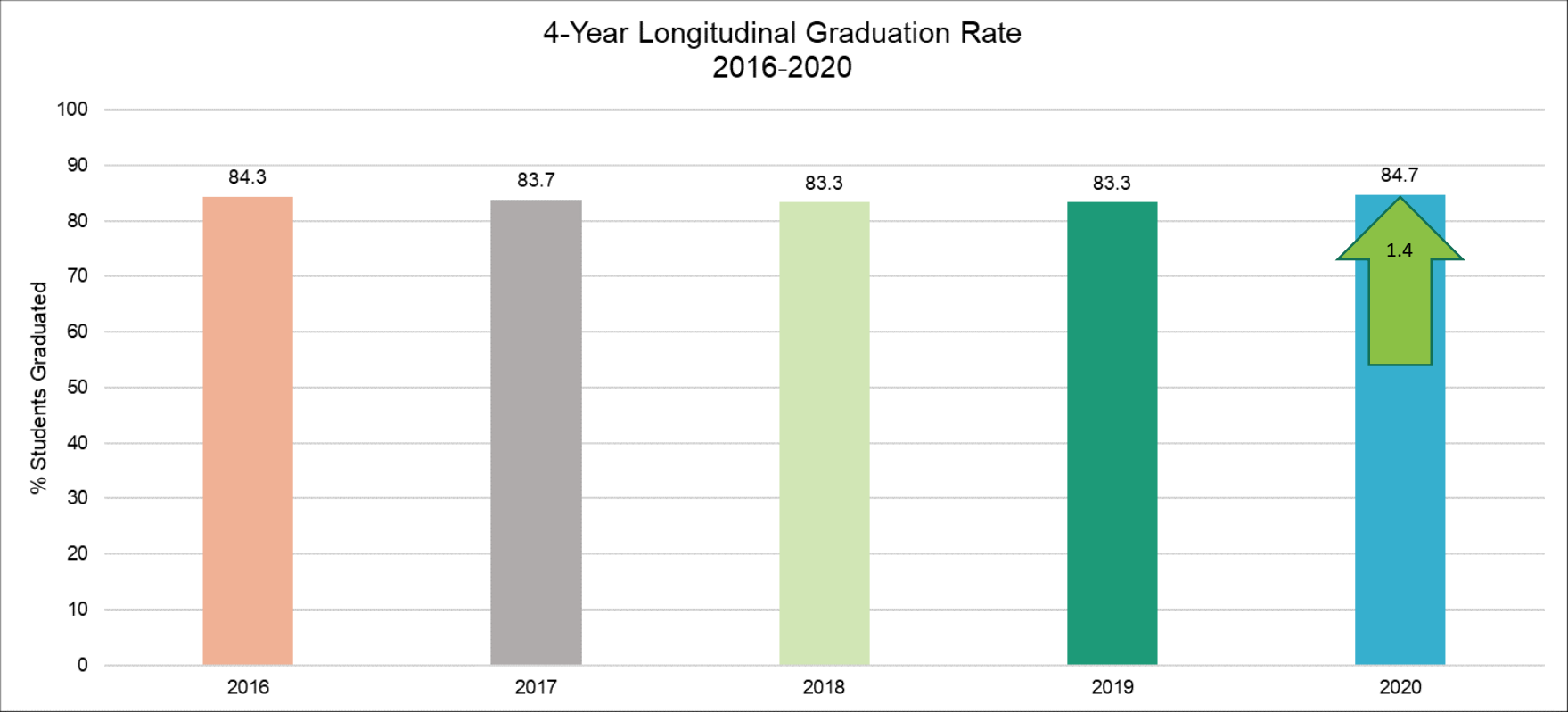


- Preliminary 2021 Attendance Rate

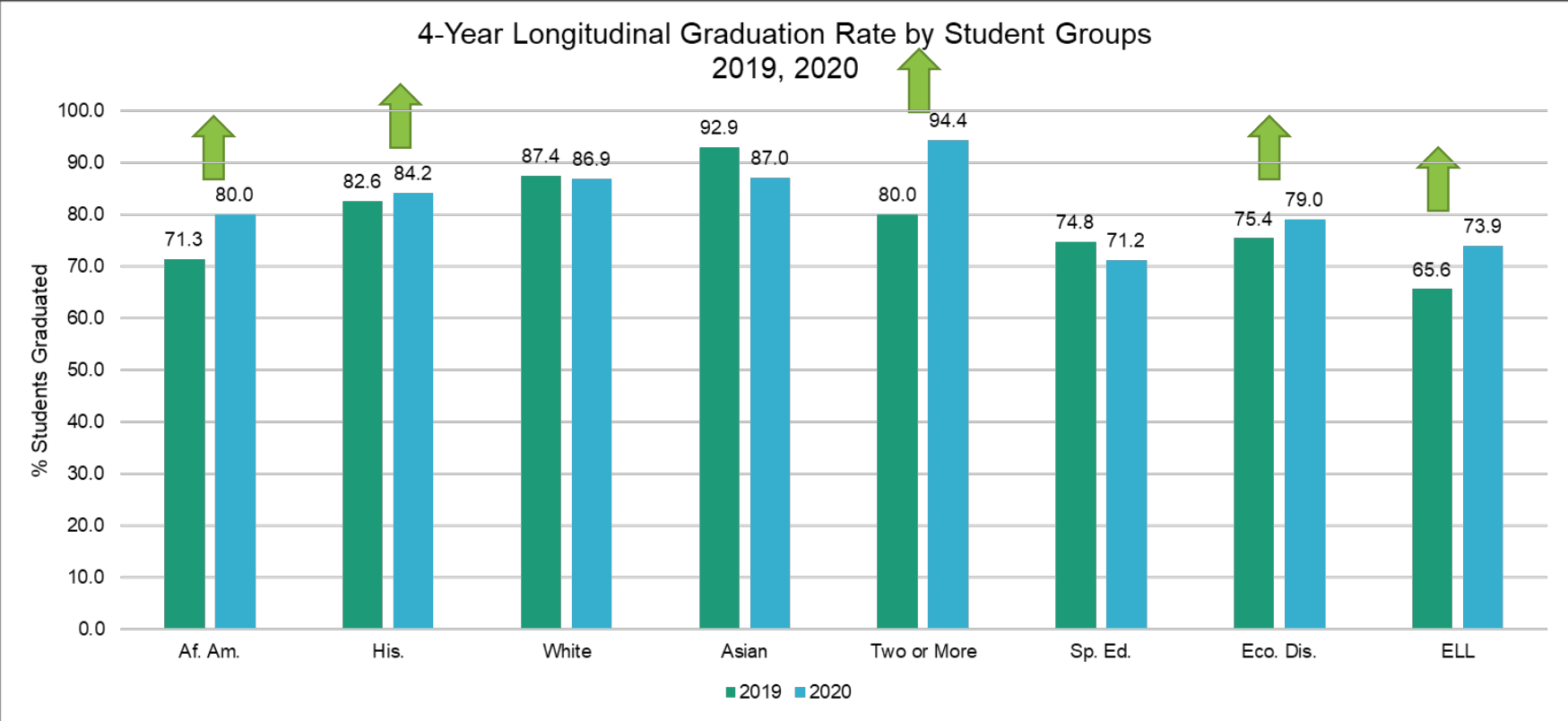
- Afr. American – 91.0
- Hispanic – 92.3
- White – 93.6
- American Indian – 92.3
- Asian – 96.8
- Pacific Islander – 91.5
- Two or More – 93.0

Source: OnData Suite, 2021

Section 1 – Graduation Rate



Section 1 – Graduation Rate



Section 1 – Graduation Rate

Class of 2020

- 2016-17: 2,406 Ninth Graders
- Over the next 3 years
- 346 withdrew and enrolled in other Texas districts
 - 325 enrolled and became part of the class of 2020
 - Expected 2,385 student to have graduated in Spring 2020
- By Spring 2020
- 1,641 students graduated

Class of 2020

363 students left our district for other reasons; of these,

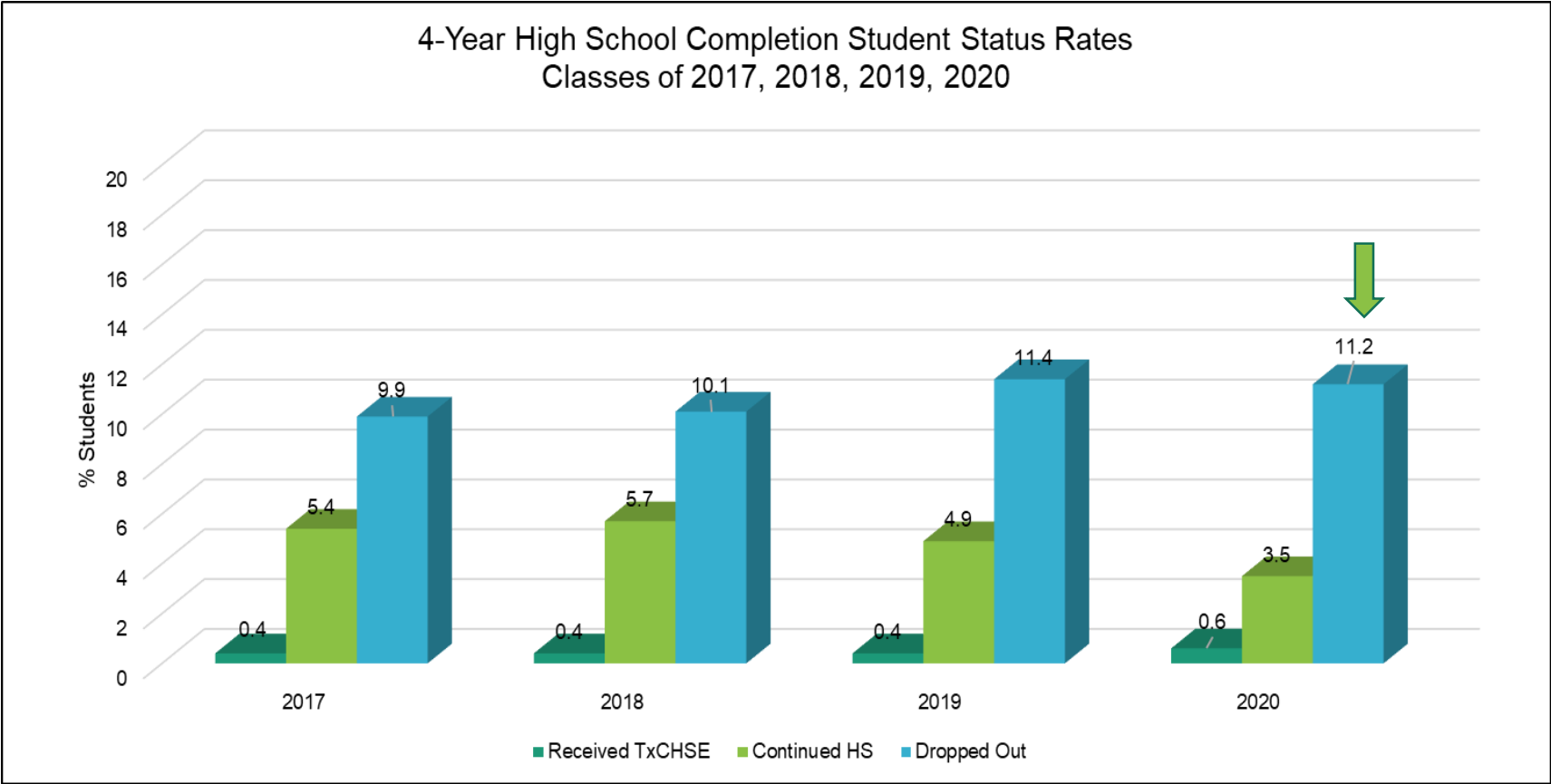
- 103 enrolled in schools in other states;
- 156 began home schooling;
- 71 returned to their home countries;
- 20 enrolled in Texas private schools;
- 2 died;
- 2 were graduates from outside Texas who entered ⁶⁶ Texas public schools and left;
- 1 enrolled in a university high school diploma program;
- 8 were expelled for criminal behavior and could not return;

13 students earned Texas Certificates of High School Equivalency (TxCHSE);

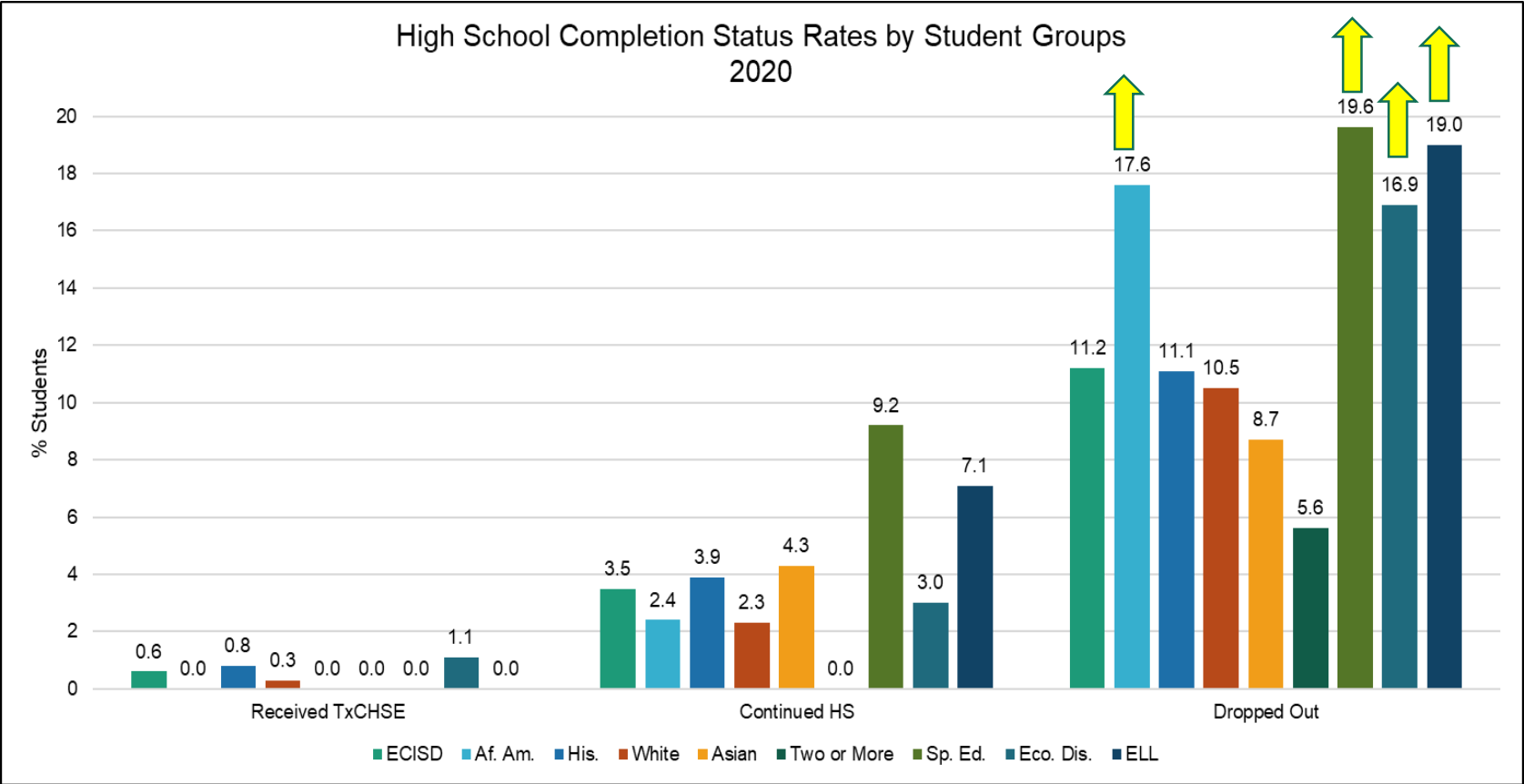
241 students dropped out; and

6 students were unable to be tracked in the system because of possible reporting errors.

Section 1 – Graduation Rate



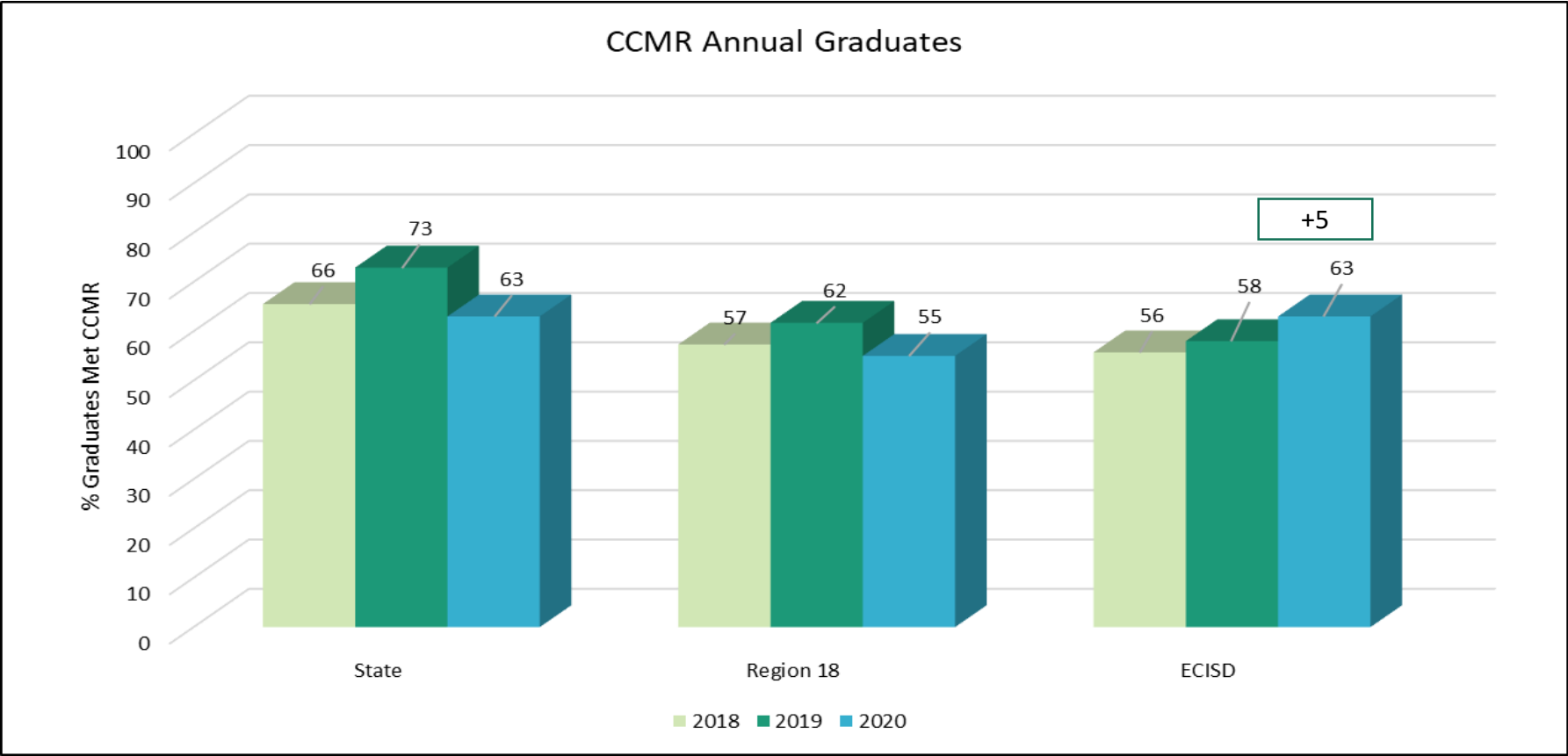
Section 1 – Graduation Rate



Section 1 – College, Career and Military Readiness

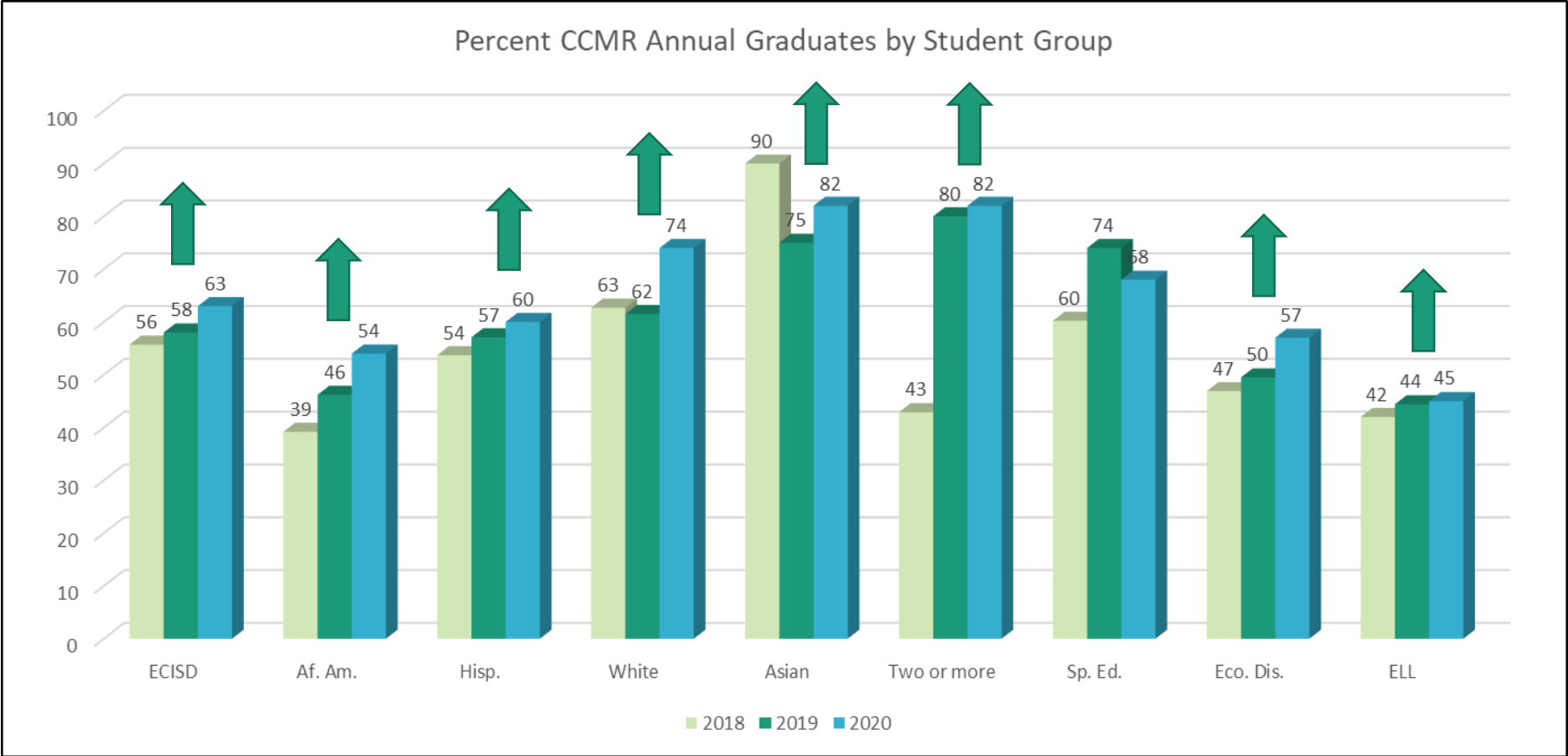
- **College, Career and Military Readiness (CCMR)**
 - CCMR Graduates
- **CCMR-Related Indicators**
 - Completed and Received Credit for College Prep Courses
 - Texas Success Initiative Assessment (TSIA) Results
 - AP/IB Results
 - SAT/ACT Results
 - CTE Coherent Sequence
- **Other Postsecondary Indicators**
 - Advanced Dual-Credit Course Completion

Section 1 – CCMR Graduates

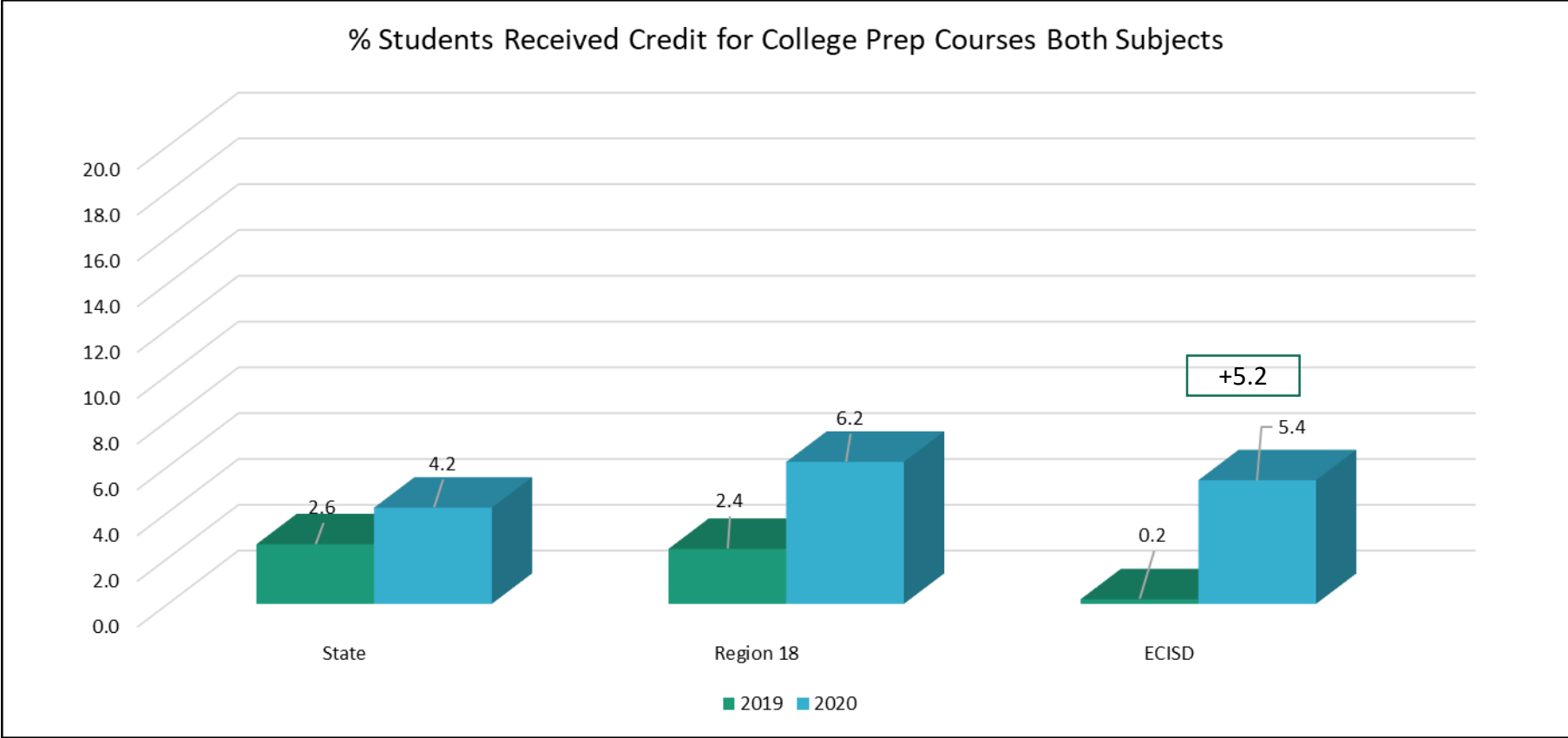


70

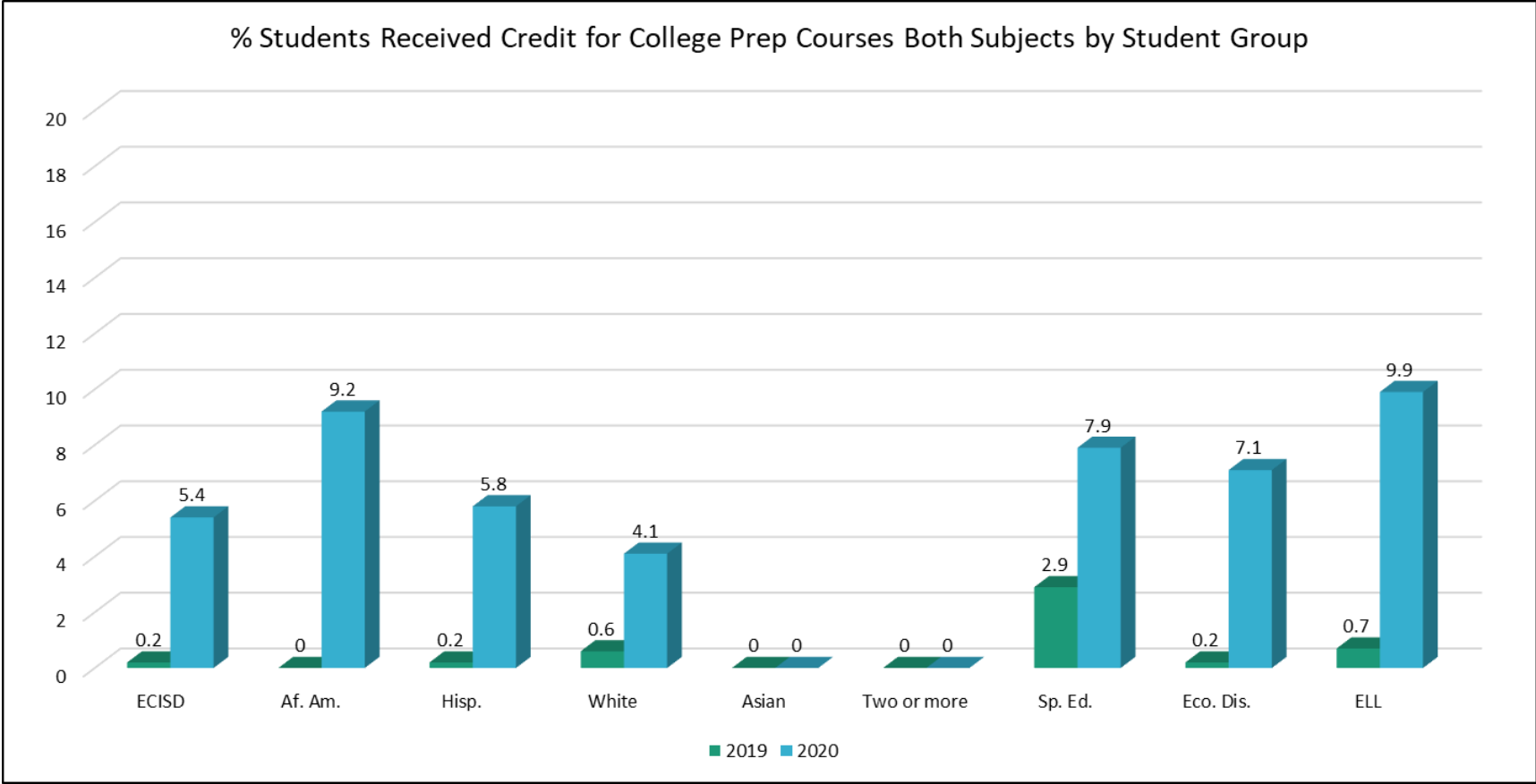
Section 1 – CCMR Graduates



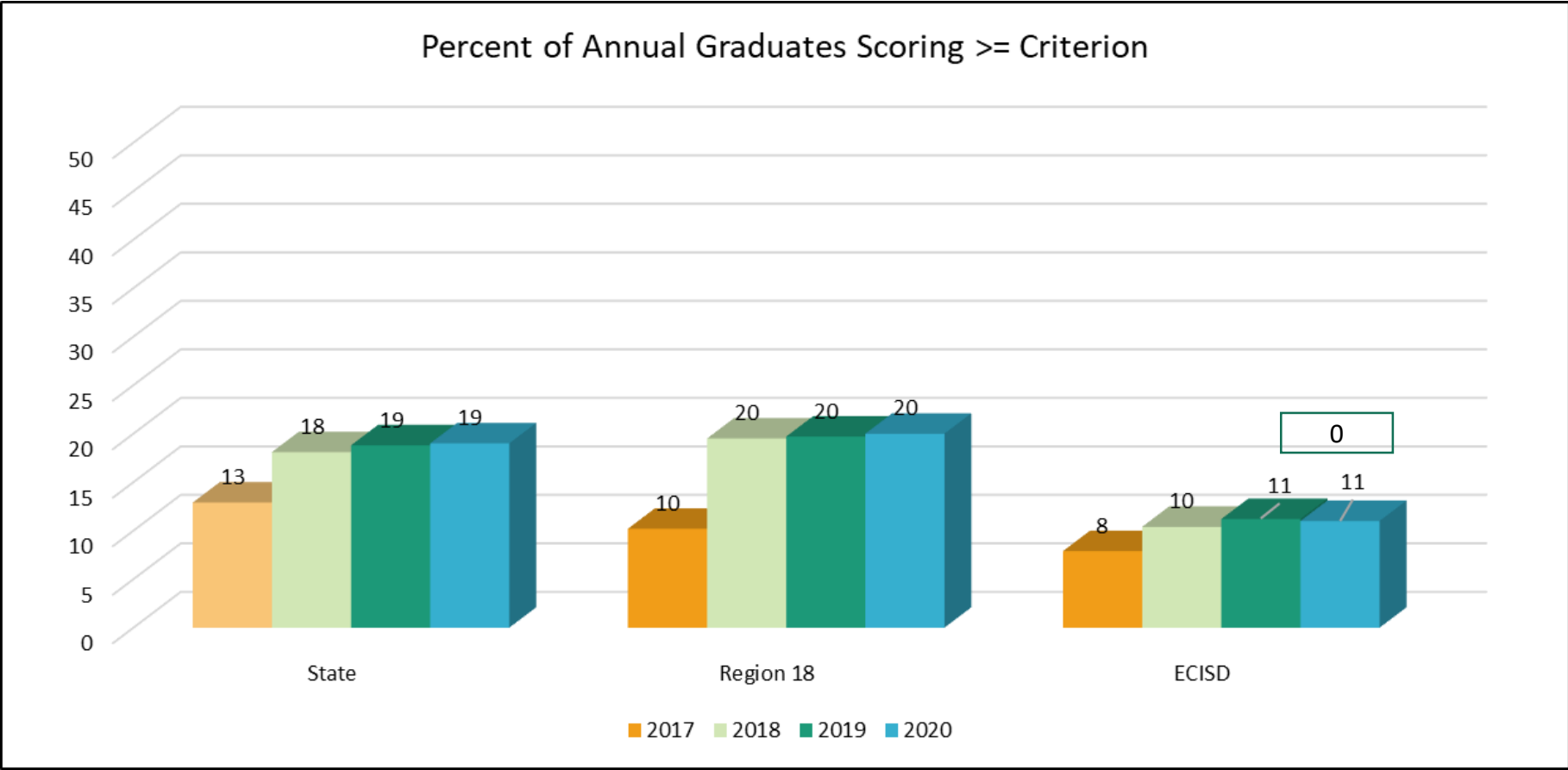
Section 1 – College Prep Courses ELAR & Math



Section 1 – College Prep Courses ELAR & Math

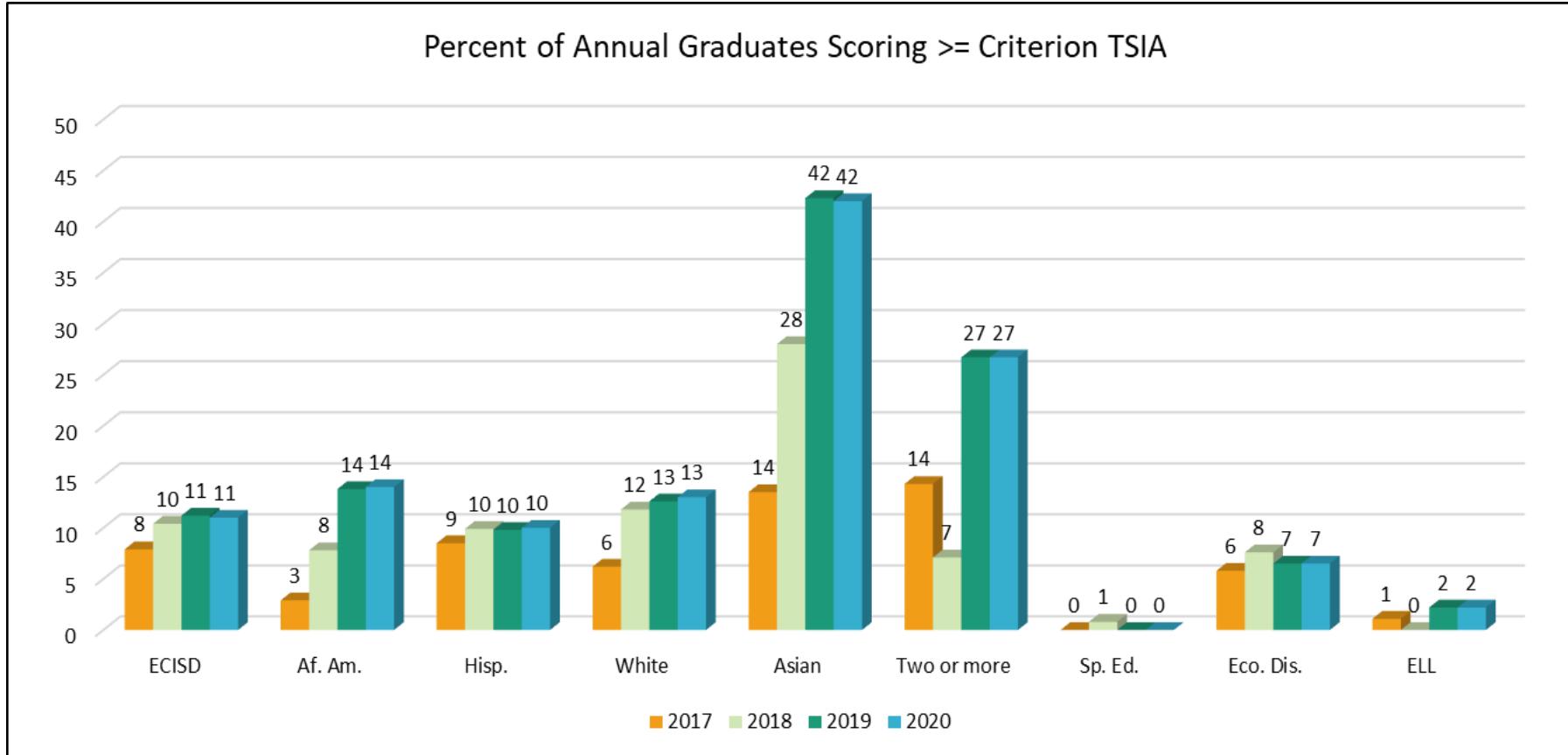


Section 1 – TSIA (Texas Success Initiative Assessment) College Readiness



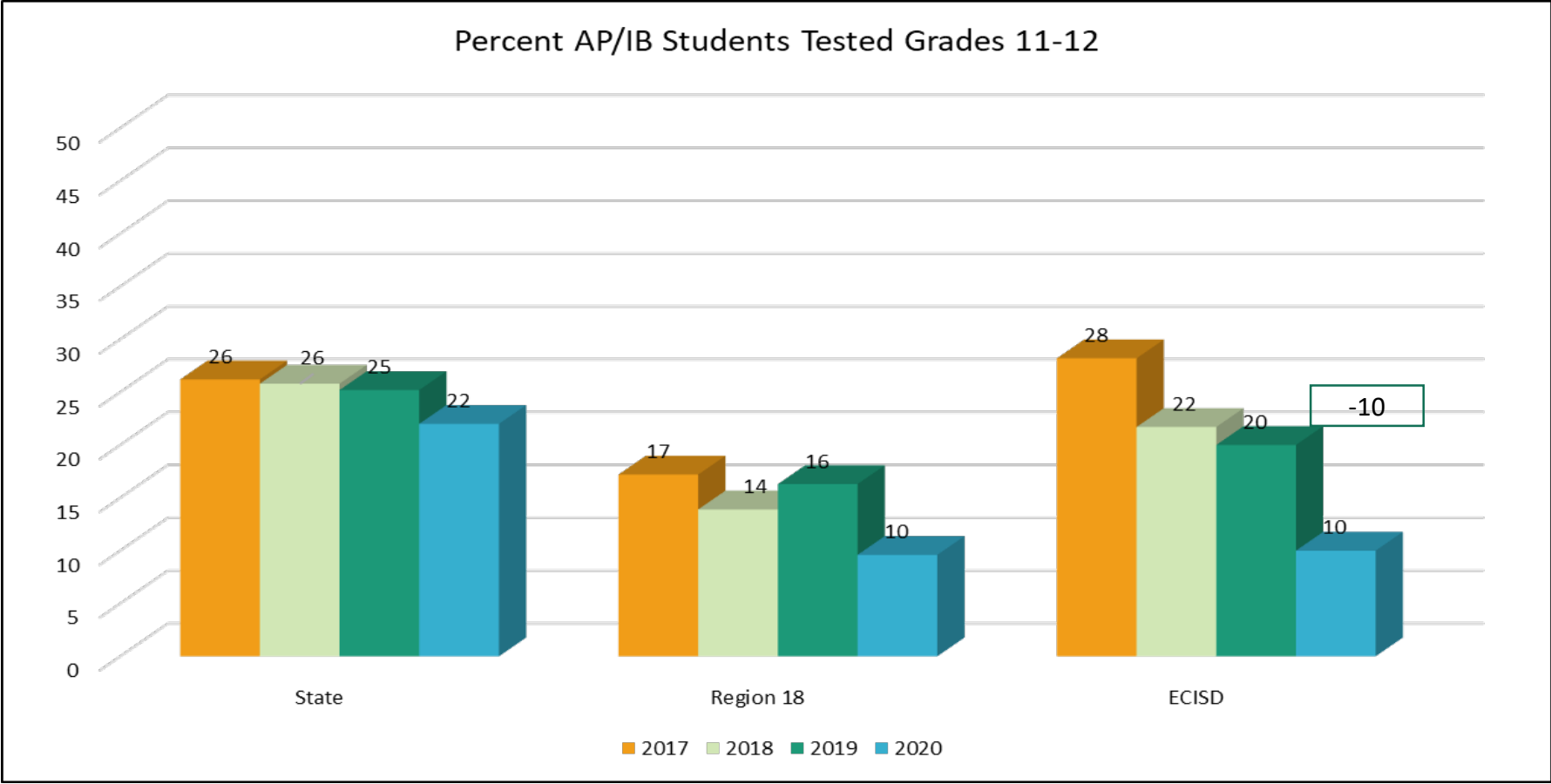
74

Section 1 – TSIA (Texas Success Initiative Assessment) College Readiness



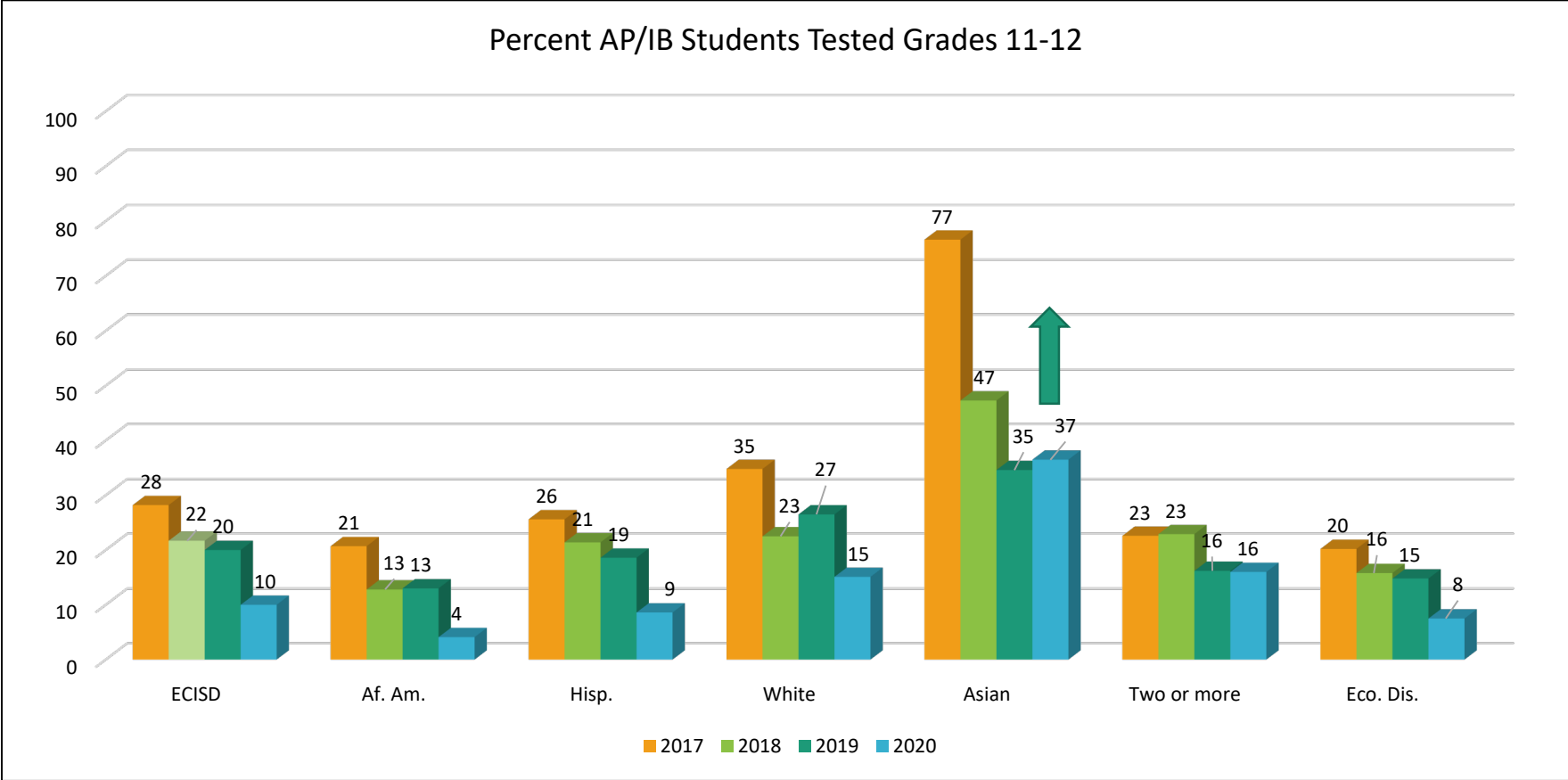
75

Section 1 – AP/IB College Readiness



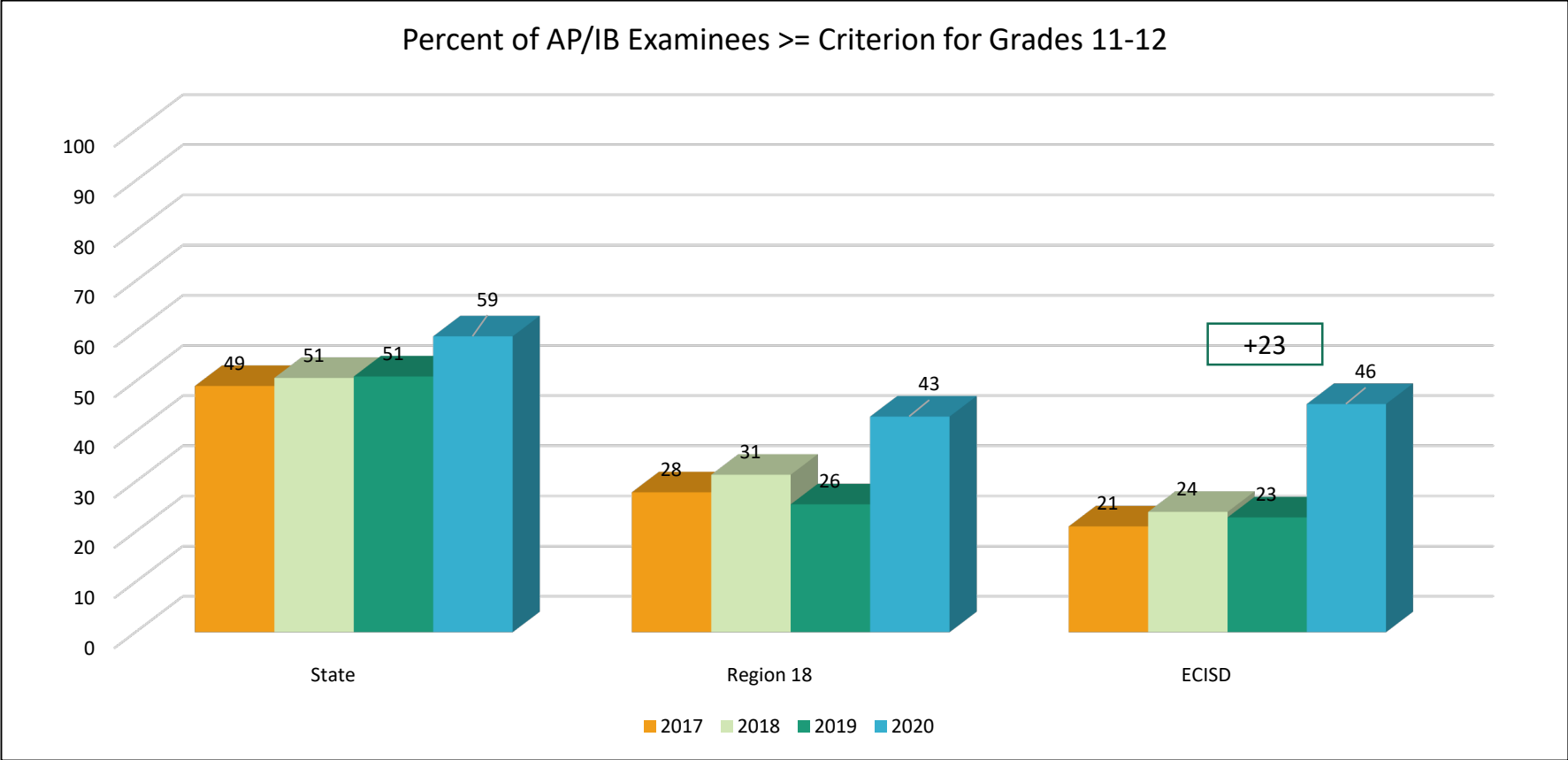
76

Section 1 – AP/IB College Readiness



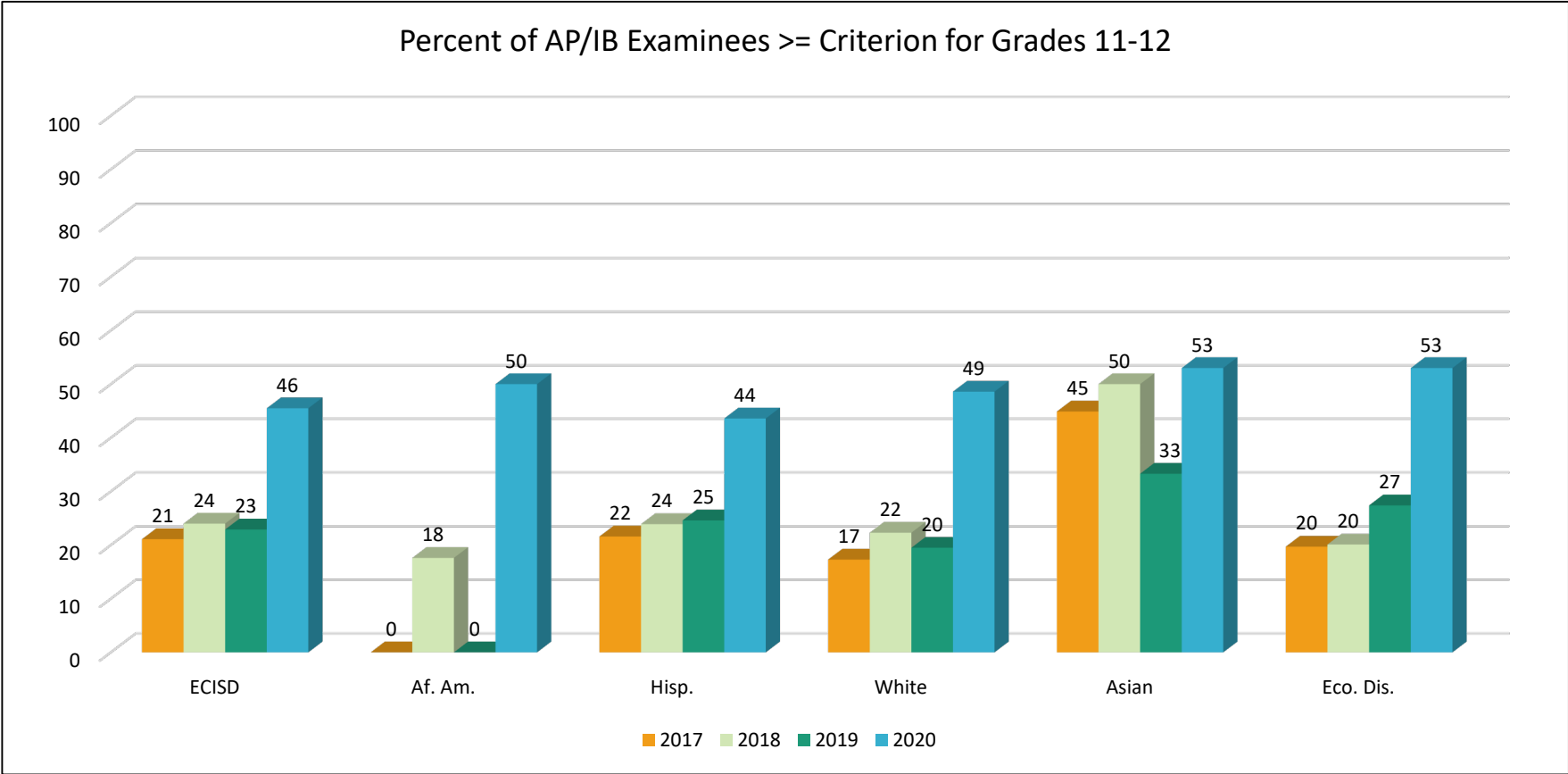
77

Section 1 – AP/IB College Readiness



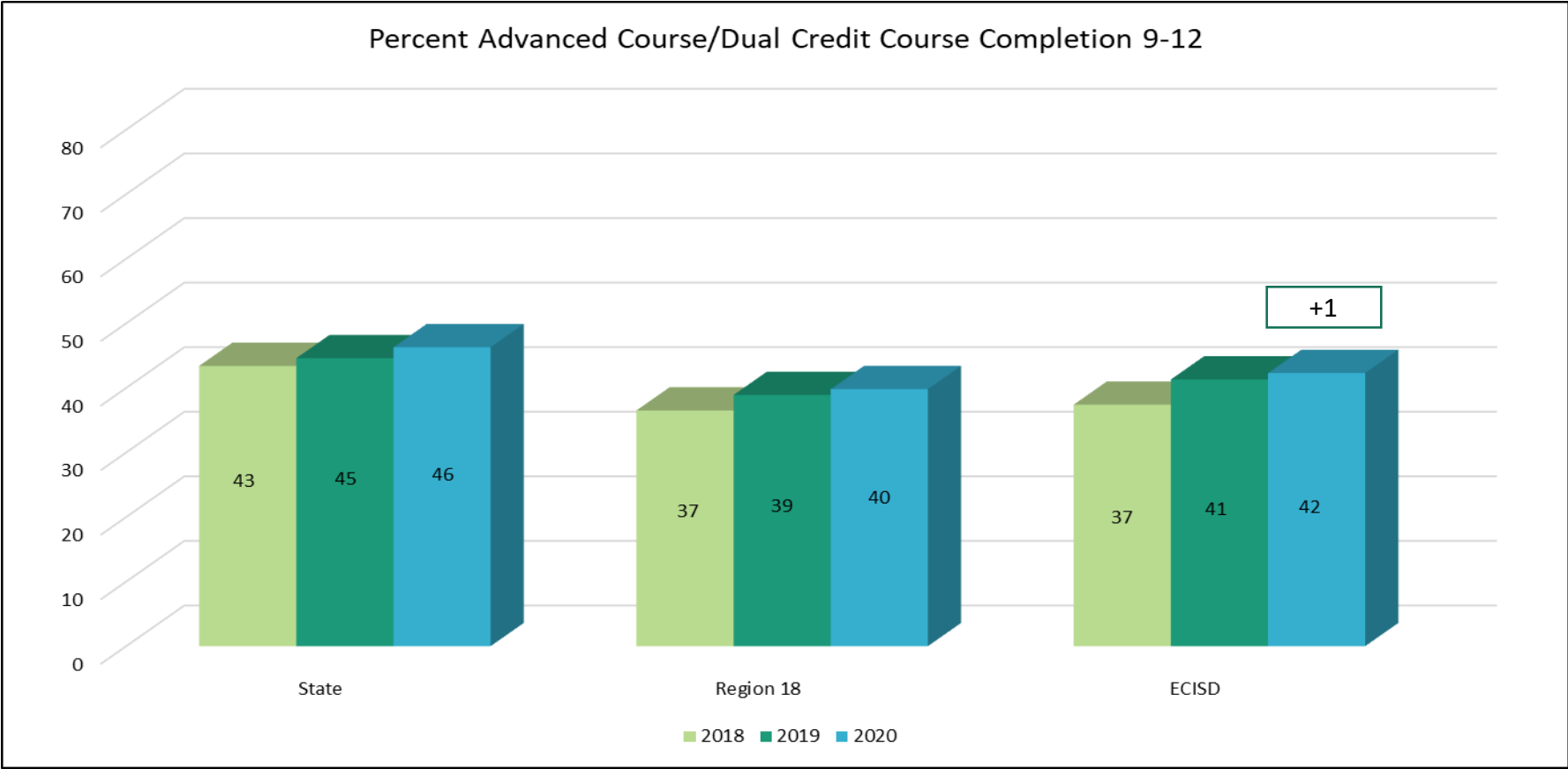
78

Section 1 – AP/IB College Readiness



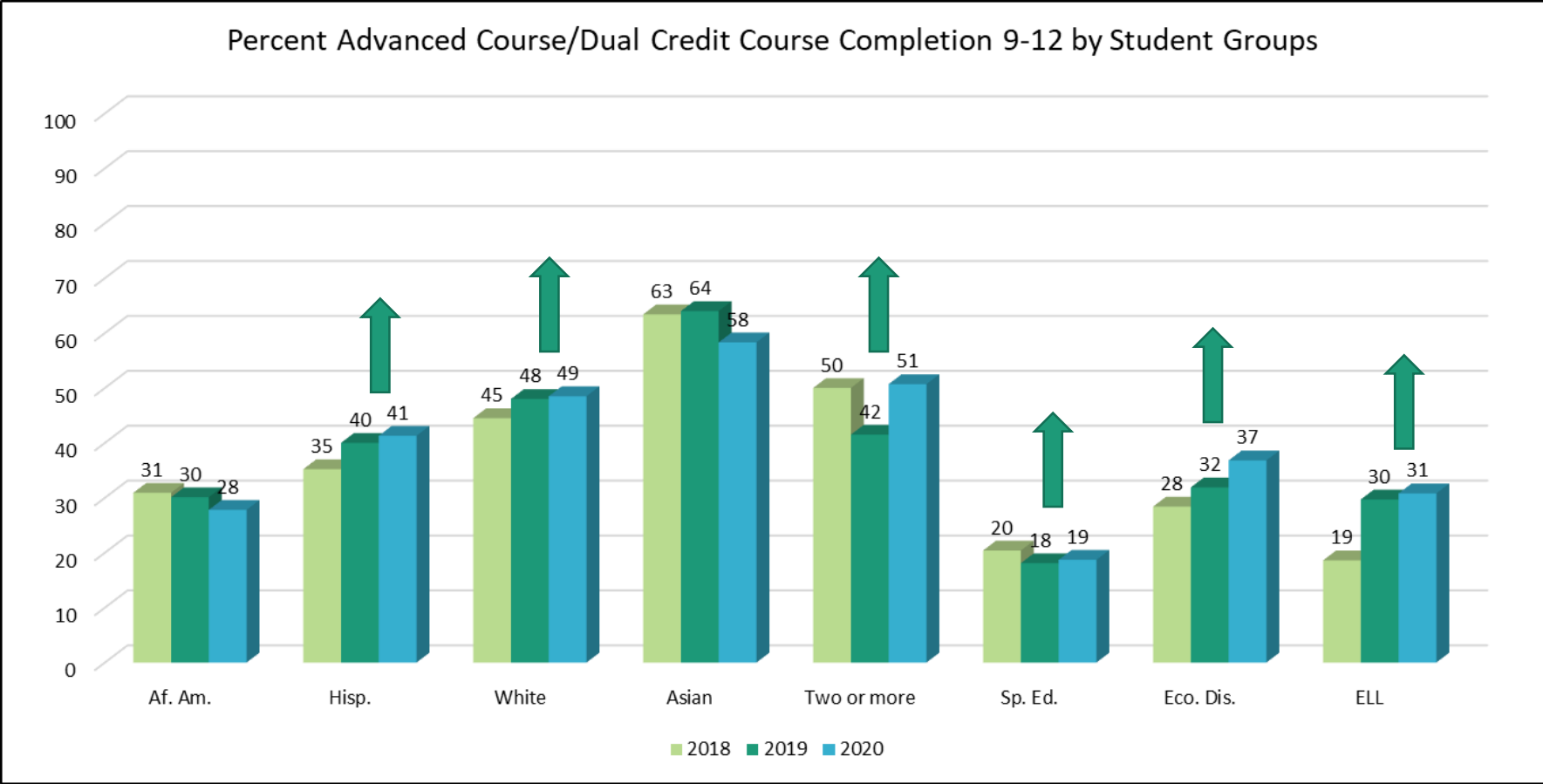
79

Section 1 – Advance Course/Dual Credit Postsecondary



80

Section 1 – Advance Course/Dual Credit Postsecondary



Section 2

PEIMS Financial Standard Reports (2018-2019 Financial Actual Reports)

2019-20 Actual Financial Data (District)

- Revenues
- Expenditures
- Disbursements
- Tax Rates
- Fund Balance

2019-20 Actual Financial Data (Campus)

- Expenditures by Object
- Expenditures by Function
- Expenditures by Program



Financial Integrity Rating System of Texas

2020-2021 RATINGS BASED ON SCHOOL YEAR 2019-2020 DATA ⁸²

Name: **ECTOR COUNTY ISD(068901)**

Status: **Passed**

Rating: A = Superior Achievement

District Score: 100

Section 3

2020-21 District Accreditation Status

- Each year, TEA assigns one of four accreditation statuses to each district in the state:
 - Accredited
 - Accredited-Warned
 - Accredited-Probation
 - Not Accredited-Revoked
- In assigning an accreditation status to a district, TEA considers
 - Academic accountability ratings
 - Financial accountability ratings
 - Data integrity
 - Program-area deficiencies identified through Results Driven Accountability (RDA)
- The District's 2020-21 Accreditation Status is: **Accreditation Status not assigned to any school districts due to COVID-19**

83

Section 4

2020-21 Campus Performance Objectives

- Campus Improvement Plans (CIP)
 - Each campus has developed and is implementing a CIP, as required by TEC §11.253
 - Each CIP includes **performance objectives** (approved by the Board) that are based on data analysis and needs assessments – including data reported in annual TAPR reports
 - Each campus **periodically measures progress** toward its performance objectives
 - Updated CIPs for the 2021-22 school year (which show each campus's **progress toward meeting its performance objectives**) are posted on the district's website and are available for review at the district's central office or at the applicable campus

84

Section 5

2020-21 Report on Violent or Criminal Incidents

- TEC Section 39.306 requires each district to publish, as part of its Annual Report, a report on violent or criminal incidents that occur at each campus
- The report must include
 - Number, rate and type of violent or criminal incidents that occurred on each campus (to the extent permitted under FERPA)
 - Descriptions of school violence prevention and violence intervention policies and procedures used to protect students
 - Findings from evaluations (if any) conducted under the Safe and Drug-Free Schools and Communities Act
- The district's report for the 2020-21 school year is available for review at the district's central office and at each campus in the district

85

Section 5

2020-21 Report on Violent or Criminal Incidents

Report on Violent or Criminal Incidents				
Reason Code	Description	ECISD	ECISD	ECISD
		2019	2020	2021
2	Conduct Punishable as felony	25	19	14
4	Possession, sold, used marijuana, controlled substance	617	407	136
5	Poss,sold, use, under infl alcohol	73	13	18
7	Public lewdness/indecent exposure	*	*	*
8	Retaliation against sch employee	*		*
9	Felony offense in Title 5	12	*	*
10	Felony offense not in Title 5	*	*	
11	Used, exhibited, possessed firearm			*
12	Used, exhibited possessed illegal knife			*
13	Used, exhibited, possessed illegal club			
14	Used, exhibited, possessed prohibited weapon		*	*
16	Arson	*	*	
17	Murder, capital murder, criminal attempt to commit murder/capital murder			
18	Indecency with a child	26	*	
19	Aggravated kidnapping			
22	Criminal Mischief	*	*	*
26	Terroristic Threat	21	24	*
27	Assault district employee/volunteer	24	20	*
28	Assault non district employee/volunteer	71	58	24
29	Aggravated assault against school district employee/volunteer		*	
30	Aggravated assault against non-employee/volunteer	*	*	*
31	Sexual assault/aggravated sexual assault against school district employee/volunteer			
32	Sexual assault/aggravated sexual assault against non-employee/volunteer	*		
35	False alarm/False report	*	*	*
36	Felony controlled substance violation	12	46	12
37	Felony alcohol violation			
46	Aggravated robbery	*		
47	Manslaughter			
48	Criminally negligent homicide			
49	Engages in deadly conduct			
57	Continuous Sexual Abuse of Young Child or Children			
61	Expulsion Bullying		*	*

Source: OnDataSuite StudentDisciplineCodeTrendAnalysis 12.9.21
 * 10 or fewer incidents masked, FERPA



Section 6

Student Performance in Postsecondary Institutions



TEC Section 39.306 requires each district to publish, as part of its Annual Report, a report on **student performance in postsecondary institutions** during the **first year enrolled after graduation from high school**



These data are compiled by the Texas Higher Education Coordinating Board (THECB)



The most current report is for **2018-19 High School Graduates**

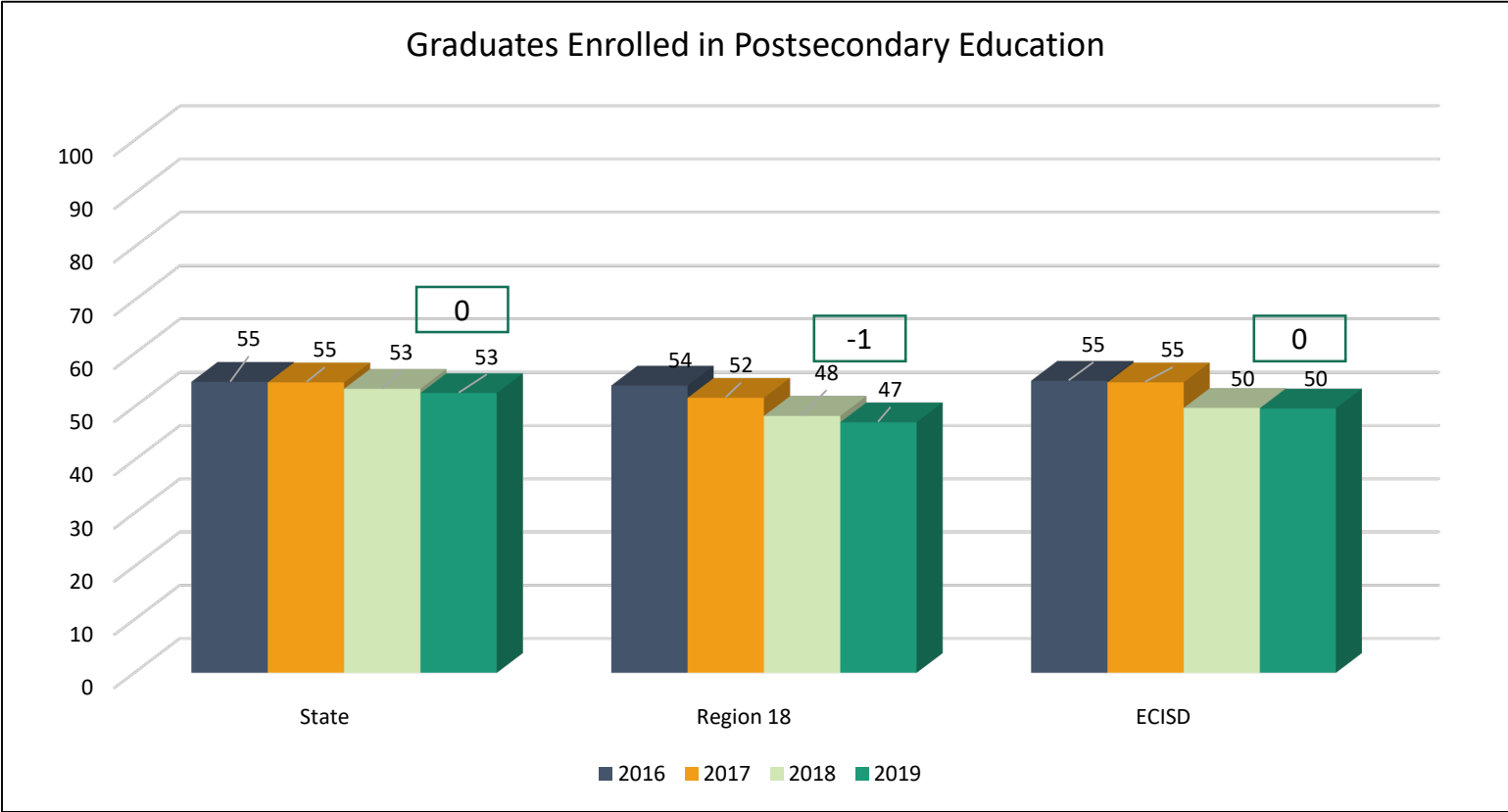
Student performance is measured by the Grade Point Average (GPA) earned by 2018-19 high school graduates who attended public four-year and two-year institutions of higher education in fiscal year 2020

For each student, the grade points and college-level semester credit hours earned by the student in **Fall 2019, Spring 2020, and Summer 2020** are added together and averaged to determine the GPA

87

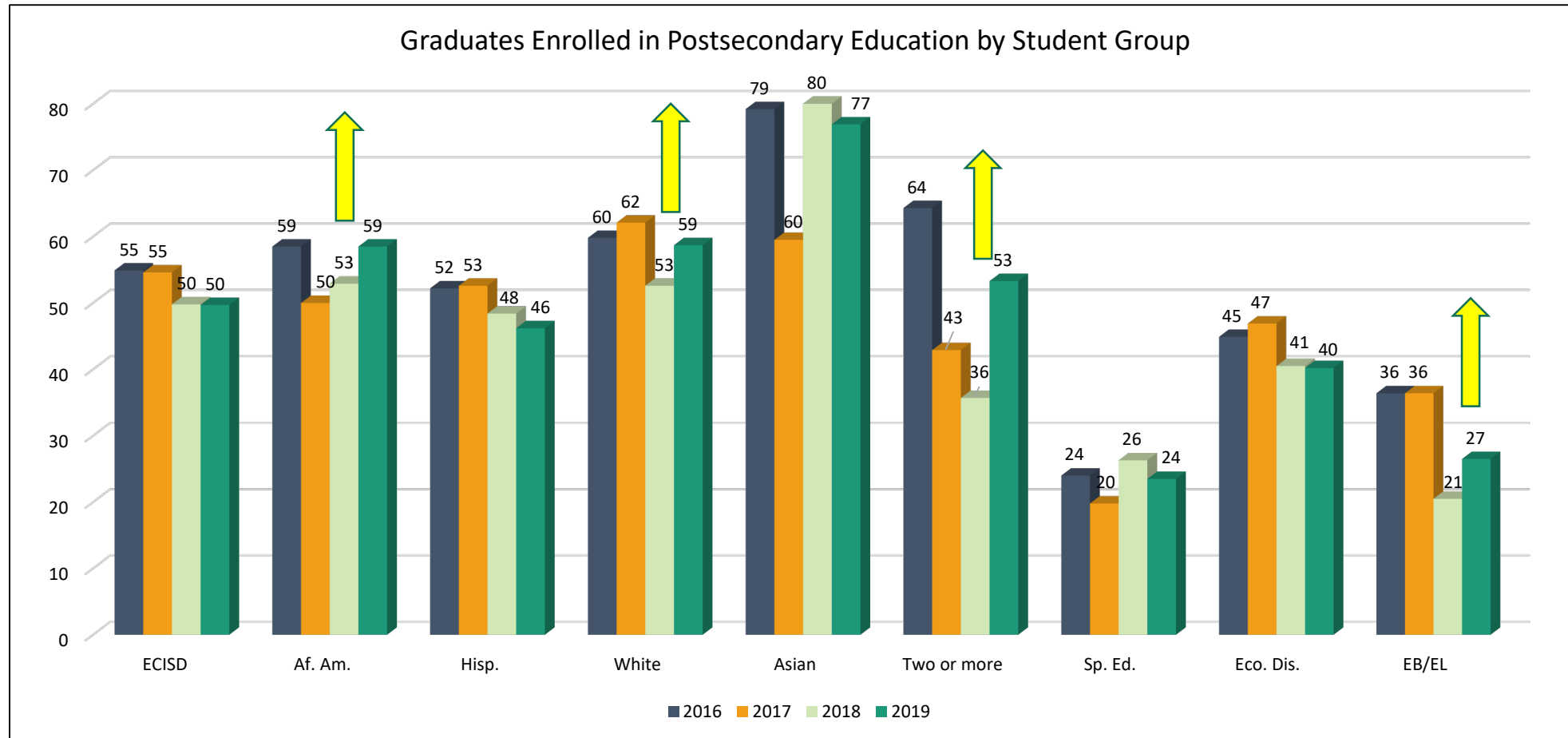
Section 6

Student Performance in Postsecondary Institutions



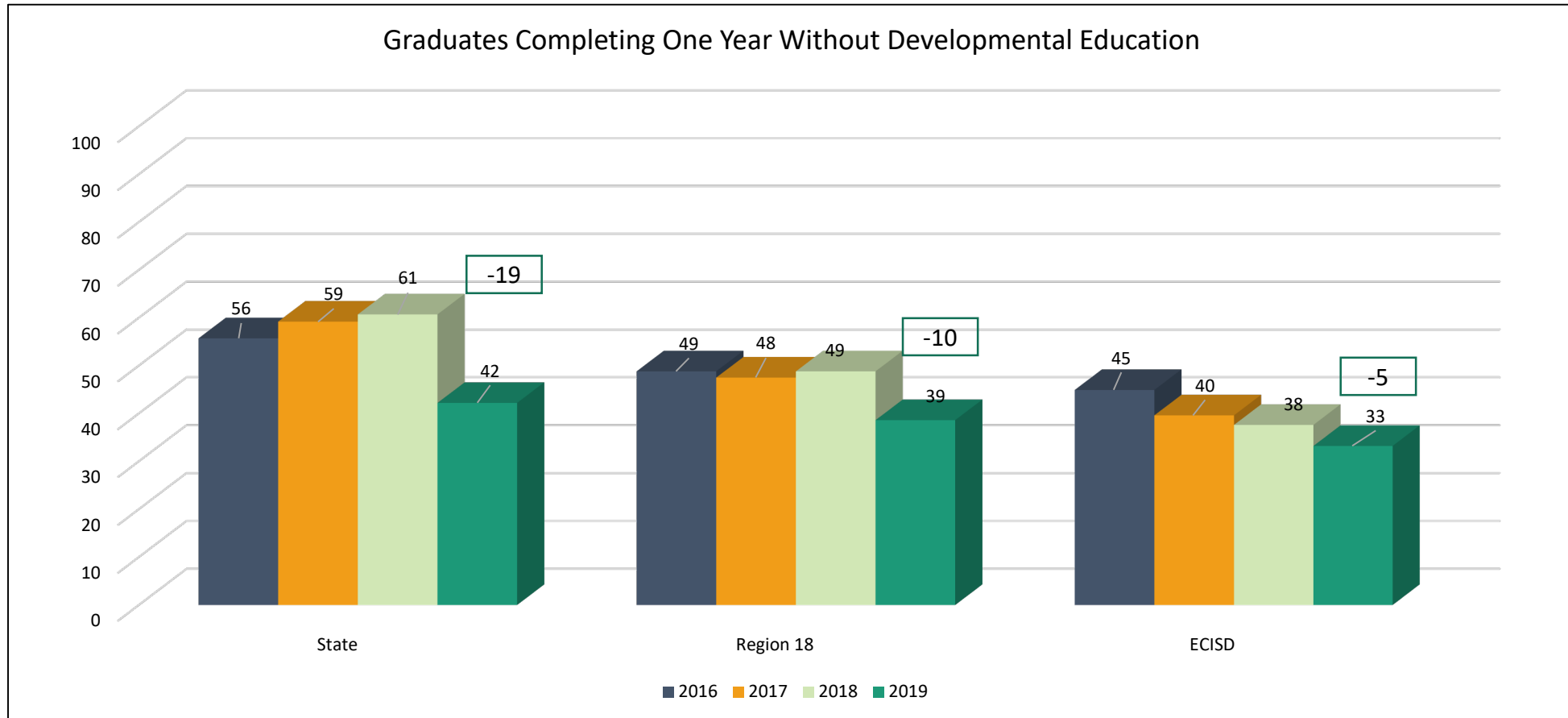
Section 6

Student Performance in Postsecondary Institutions



Section 6

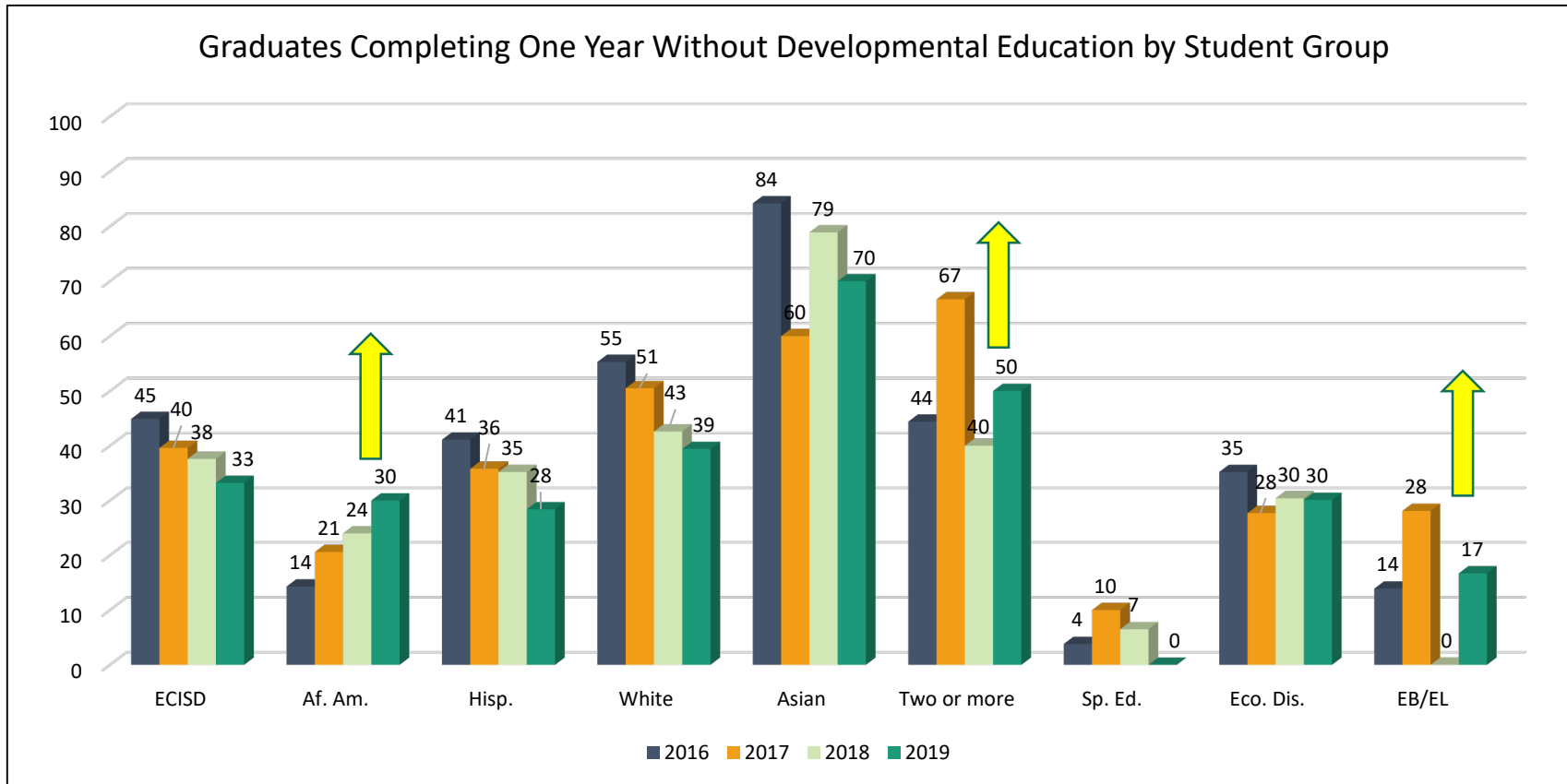
Student Performance in Postsecondary Institutions



90

Section 6

Student Performance in Postsecondary Institutions



Section 7

2020-21 TAPR Glossary

- Each year, TEA prepares and publishes a *TAPR Glossary*
- The *TAPR Glossary* provides definitions, describes methodologies, and lists sources for each data point in the TAPR
- A Spanish version of the *TAPR Glossary* is scheduled for release in late winter

2020–21 Texas Academic Performance Report (TAPR) Glossary

Cover Page

2021 Accountability Rating: Given the impact of COVID-19, all districts, open-enrollment charter schools, and campuses received a label of *Not Rated: Declared State of Disaster* unless the district applied for and received an *Acceptable* campus rating under the optional alternative evaluation for established by [Senate Bill 1365](#). Acceptable campus ratings will be released with the final TAPR in January 2022.

Distinction Designations: Distinction designations were not awarded for 2021.

2021 Special Education Determination Status (district TAPR only): This label represents an integrated determination level status based on an evaluation of each local educational agency's (LEA) Results Driven Accountability (RDA) indicators in the special education program area and four Federally Required Elements (FRES), which include the State Performance Plan (SPP) compliance indicators 9, 10, 11, 12, and 13; data integrity; uncorrected noncompliance; and financial audit findings. Each LEA receives one of four special education determination levels (DLs):

Meets Requirements

Needs Assistance

Needs Intervention

Needs Substantial Intervention

For additional information, please see the links below.

General Information about RDA and SPP/APR:

Results Driven Accountability (RDA): <https://tea.texas.gov/academics/special-student-populations/review-and-support/results-driven-accountability-rda>

State Performance Plan and Annual Performance Report: <https://tea.texas.gov/reports-and-data/data-submission/state-performance-plan#stateperformance>

Methodology for RDA and SPP/APR:

2021 RDA Manual: https://tea.texas.gov/sites/default/files/19_0097_1005-1.pdf

FFY 2019 SPP/APR Methodology: <https://sites.ed.gov/idea/spp-apr-letters?selected-category=&selected-year=&state=Texas>

Data Reports for RDA and SPP/APR:

SPP/APR Data Report: <https://rptsvr1.tea.texas.gov/idea/index.html>

RDA Data Reports: <https://tea.texas.gov/student-assessment/monitoring-and-interventions/rda/results-driven-accountability-data-and-reports>

Appendix A

Reports available:

- A report on violent or criminal incidents that occur at each campus
- School Violence Prevention and Violence Intervention Policies and Procedures 2020-2021 - attachment
- TAPR Glossary

Resources and Availability of Annual Report

- The District's TAPR will be posted on the district's website within two weeks after this meeting
- Paper copies will also be available at the district's central office and on each campus in the district
- For additional information, reports are available at TEA's website:

https://rptsvr1.tea.texas.gov/cgi/sas/broker?_service=marykay&_program=perf rept.perfmast.sas&_debug=0&ccyy=2021&lev=D&id=068901&prgopt=reports%2Ftapr%2Fpaper_tapr.sas

94

For questions or more information, contact:

Annette Macias

Accountability Department

432-456-5811

annette.macias@ectorcountysd.org

2020-21 Texas Academic Performance Report (TAPR)

District Name: ECTOR COUNTY ISD

District Number: 068901

2021 Accountability Rating: Not Rated: Declared State of Disaster

2021 Special Education Determination Status:

Needs Intervention

This page is intentionally blank.

Texas Education Agency
2020-21 STAAR Performance (TAPR)
ECTOR COUNTY ISD (068901) - ECTOR COUNTY

Due to the cancellation of spring 2020 STAAR, 2021 and 2019 STAAR data are shown.

	School Year	State	Region 18	District	African American	Hispanic	White	American Indian	Asian	Pacific Islander	Two or More Races	Special Ed (Current)	Special Ed (Former)	Continuously Enrolled	Non-Continuously Enrolled	Econ Disadv	EB/EL (Current & Monitored)
STAAR Performance Rates by Tested Grade, Subject, and Performance Level																	
Grade 3 Reading																	
At Approaches Grade Level or Above	2021	67%	64%	56%	56%	53%	66%	*	89%	56%	72%	35%	63%	56%	58%	51%	50%
	2019	76%	70%	66%	46%	66%	73%	*	91%	56%	66%	39%	60%	66%	67%	60%	70%
At Meets Grade Level or Above	2021	39%	33%	26%	21%	23%	44%	*	56%	33%	28%	17%	35%	26%	29%	21%	21%
	2019	45%	37%	35%	20%	33%	42%	*	74%	11%	45%	21%	25%	35%	33%	29%	41%
At Masters Grade Level	2021	19%	15%	12%	5%	10%	21%	*	28%	11%	12%	4%	13%	11%	15%	8%	12%
	2019	27%	21%	19%	11%	18%	24%	*	52%	11%	21%	5%	13%	19%	18%	14%	21%
Grade 3 Mathematics																	
At Approaches Grade Level or Above	2021	62%	62%	53%	49%	51%	64%	*	78%	33%	44%	35%	78%	53%	52%	49%	53%
	2019	79%	71%	65%	51%	64%	73%	*	96%	44%	62%	42%	68%	65%	66%	60%	70%
At Meets Grade Level or Above	2021	31%	28%	22%	9%	21%	33%	*	50%	22%	28%	20%	37%	22%	22%	18%	97 21%
	2019	49%	40%	35%	18%	35%	40%	*	70%	22%	48%	22%	30%	36%	33%	30%	39%
At Masters Grade Level	2021	14%	12%	8%	4%	7%	14%	*	33%	11%	16%	4%	12%	8%	9%	6%	10%
	2019	25%	18%	16%	7%	16%	18%	*	43%	11%	17%	7%	17%	17%	13%	13%	17%
Grade 4 Reading																	
At Approaches Grade Level or Above	2021	63%	56%	48%	45%	45%	64%	*	79%	45%	25%	27%	44%	47%	49%	41%	40%
	2019	75%	65%	64%	51%	64%	69%	56%	81%	*	64%	29%	57%	64%	64%	58%	58%
At Meets Grade Level or Above	2021	36%	31%	23%	17%	20%	41%	*	21%	27%	17%	15%	17%	23%	26%	18%	18%
	2019	44%	34%	33%	21%	32%	39%	22%	62%	*	39%	16%	24%	34%	32%	27%	28%
At Masters Grade Level	2021	17%	12%	9%	5%	8%	17%	*	11%	0%	8%	4%	10%	8%	12%	6%	5%
	2019	22%	15%	14%	8%	13%	20%	11%	38%	*	21%	2%	14%	14%	14%	11%	10%
Grade 4 Mathematics																	
At Approaches Grade Level or Above	2021	59%	60%	51%	40%	50%	63%	*	79%	9%	58%	31%	56%	51%	52%	46%	48%
	2019	75%	66%	65%	41%	65%	68%	78%	90%	*	74%	34%	64%	65%	64%	58%	64%
At Meets Grade Level or Above	2021	36%	34%	25%	15%	23%	41%	*	42%	9%	21%	16%	23%	25%	28%	21%	22%
	2019	48%	36%	34%	20%	33%	38%	44%	67%	*	37%	20%	27%	34%	33%	28%	32%
At Masters Grade Level	2021	21%	19%	12%	5%	10%	26%	*	26%	0%	8%	4%	10%	12%	14%	9%	9%
	2019	28%	19%	17%	9%	16%	22%	22%	57%	*	19%	5%	17%	17%	17%	12%	16%
Grade 4 Writing																	

Texas Education Agency
2020-21 STAAR Performance (TAPR)
ECTOR COUNTY ISD (068901) - ECTOR COUNTY

Due to the cancellation of spring 2020 STAAR, 2021 and 2019 STAAR data are shown.

	School Year	State	Region 18	District	African American	Hispanic	White	American Indian	Asian	Pacific Islander	Two or More Races	Special Ed (Current)	Special Ed (Former)	Continuously Enrolled	Non-Continuously Enrolled	Econ Disadv	EB/EL (Current & Monitored)
At Approaches Grade Level or Above	2021	53%	46%	42%	42%	39%	55%	*	79%	36%	38%	21%	38%	41%	44%	35%	31%
	2019	67%	56%	54%	39%	54%	57%	67%	80%	*	57%	20%	47%	54%	54%	47%	56%
At Meets Grade Level or Above	2021	27%	21%	17%	13%	15%	32%	*	37%	9%	25%	12%	17%	17%	19%	13%	11%
	2019	35%	24%	22%	10%	21%	27%	33%	50%	*	36%	14%	13%	22%	22%	16%	25%
At Masters Grade Level	2021	8%	5%	4%	1%	3%	9%	*	11%	0%	8%	2%	2%	4%	3%	2%	1%
	2019	11%	6%	5%	4%	5%	8%	11%	25%	*	18%	2%	4%	5%	5%	4%	6%
Grade 5 Reading+																	
At Approaches Grade Level or Above	2021	73%	67%	61%	53%	59%	66%	*	100%	56%	68%	29%	48%	59%	66%	55%	59%
	2019	86%	78%	76%	67%	75%	83%	57%	95%	67%	81%	38%	71%	76%	76%	71%	72%
At Meets Grade Level or Above	2021	46%	39%	33%	22%	32%	40%	*	84%	22%	40%	15%	25%	33%	34%	27%	31%
	2019	54%	41%	38%	28%	36%	49%	57%	63%	67%	45%	19%	32%	38%	40%	31%	31%
At Masters Grade Level	2021	30%	23%	20%	13%	19%	24%	*	60%	11%	32%	4%	19%	19%	20%	15%	98 17%
	2019	29%	19%	16%	8%	15%	24%	14%	37%	17%	29%	5%	13%	17%	14%	11%	13%
Grade 5 Mathematics+																	
At Approaches Grade Level or Above	2021	70%	68%	63%	55%	63%	63%	*	100%	44%	80%	40%	56%	62%	65%	58%	68%
	2019	90%	82%	81%	71%	80%	85%	57%	89%	83%	84%	53%	81%	82%	77%	77%	79%
At Meets Grade Level or Above	2021	44%	40%	36%	29%	35%	37%	*	80%	33%	32%	21%	25%	36%	37%	31%	39%
	2019	58%	43%	43%	22%	42%	50%	43%	68%	33%	45%	24%	35%	45%	37%	36%	44%
At Masters Grade Level	2021	25%	21%	18%	13%	18%	20%	*	64%	22%	20%	7%	16%	19%	18%	15%	20%
	2019	36%	23%	23%	8%	23%	27%	29%	47%	17%	29%	8%	22%	24%	20%	18%	25%
Grade 5 Science																	
At Approaches Grade Level or Above	2021	62%	57%	49%	44%	48%	58%	*	88%	44%	52%	26%	40%	49%	52%	43%	44%
	2019	75%	63%	59%	40%	57%	72%	57%	84%	67%	55%	33%	54%	59%	59%	53%	51%
At Meets Grade Level or Above	2021	31%	25%	20%	16%	18%	26%	*	68%	22%	16%	13%	13%	20%	19%	15%	14%
	2019	49%	37%	33%	14%	30%	46%	43%	74%	33%	39%	20%	27%	33%	31%	26%	30%
At Masters Grade Level	2021	13%	9%	7%	5%	6%	12%	*	52%	11%	4%	4%	2%	8%	7%	4%	4%
	2019	24%	16%	14%	1%	12%	27%	0%	37%	17%	19%	8%	9%	15%	12%	9%	10%
Grade 6 Reading																	
At Approaches Grade Level or Above	2021	62%	55%	48%	40%	48%	53%	50%	78%	33%	57%	20%	38%	49%	45%	42%	40%
	2019	68%	56%	48%	39%	46%	58%	75%	78%	80%	52%	21%	35%	48%	49%	41%	39%

Texas Education Agency
2020-21 STAAR Performance (TAPR)
ECTOR COUNTY ISD (068901) - ECTOR COUNTY

Due to the cancellation of spring 2020 STAAR, 2021 and 2019 STAAR data are shown.

	School Year	State	Region 18	District	African American	Hispanic	White	American Indian	Asian	Pacific Islander	Two or More Races	Special Ed (Current)	Special Ed (Former)	Continuously Enrolled	Non-Continuously Enrolled	Econ Disadv	EB/EL (Current & Monitored)
At Meets Grade Level or Above	2021	32%	25%	19%	23%	17%	26%	0%	39%	17%	14%	12%	18%	19%	17%	13%	12%
	2019	37%	26%	20%	15%	18%	28%	63%	33%	20%	24%	15%	8%	20%	18%	14%	13%
At Masters Grade Level	2021	15%	9%	7%	10%	6%	11%	0%	11%	0%	11%	4%	4%	7%	6%	5%	4%
	2019	18%	11%	7%	5%	6%	11%	25%	6%	0%	16%	5%	1%	7%	9%	5%	4%
Grade 6 Mathematics																	
At Approaches Grade Level or Above	2021	68%	62%	51%	35%	51%	56%	50%	83%	50%	50%	23%	43%	51%	50%	44%	53%
	2019	81%	71%	64%	52%	63%	66%	88%	94%	60%	76%	29%	49%	64%	63%	59%	62%
At Meets Grade Level or Above	2021	36%	29%	21%	15%	20%	25%	33%	67%	0%	29%	13%	20%	21%	22%	16%	19%
	2019	47%	33%	26%	23%	25%	31%	50%	50%	20%	36%	14%	16%	27%	24%	21%	25%
At Masters Grade Level	2021	15%	10%	7%	6%	6%	8%	0%	39%	0%	7%	5%	7%	7%	5%	5%	6%
	2019	21%	12%	8%	7%	8%	10%	25%	28%	0%	8%	8%	3%	8%	8%	7%	8%
Grade 7 Reading																	
At Approaches Grade Level or Above	2021	69%	59%	52%	38%	50%	61%	60%	83%	67%	65%	21%	41%	52%	49%	46%	99 47%
	2019	76%	62%	58%	48%	55%	68%	*	86%	50%	81%	22%	58%	59%	54%	50%	46%
At Meets Grade Level or Above	2021	45%	35%	29%	16%	27%	38%	20%	70%	33%	31%	15%	20%	29%	27%	24%	22%
	2019	49%	35%	30%	23%	27%	42%	*	79%	25%	52%	12%	29%	31%	27%	24%	22%
At Masters Grade Level	2021	25%	18%	14%	8%	13%	18%	20%	57%	0%	15%	8%	11%	14%	14%	12%	12%
	2019	29%	18%	15%	9%	13%	21%	*	43%	13%	43%	3%	17%	15%	13%	11%	9%
Grade 7 Mathematics																	
At Approaches Grade Level or Above	2021	55%	47%	41%	22%	40%	47%	60%	78%	17%	48%	19%	31%	42%	38%	35%	38%
	2019	75%	60%	59%	46%	59%	64%	*	83%	63%	81%	21%	65%	61%	52%	54%	57%
At Meets Grade Level or Above	2021	27%	18%	17%	3%	15%	23%	40%	57%	0%	20%	12%	13%	17%	14%	13%	16%
	2019	43%	27%	27%	12%	27%	33%	*	50%	13%	38%	11%	29%	29%	23%	24%	26%
At Masters Grade Level	2021	12%	5%	5%	0%	5%	7%	40%	35%	0%	16%	8%	2%	6%	4%	4%	5%
	2019	17%	8%	8%	3%	8%	11%	*	25%	0%	10%	5%	10%	9%	7%	6%	7%
Grade 7 Writing																	
At Approaches Grade Level or Above	2021	63%	56%	49%	37%	47%	57%	*	87%	67%	65%	19%	38%	49%	48%	42%	37%
	2019	70%	57%	50%	38%	47%	62%	*	71%	38%	71%	15%	42%	51%	47%	44%	37%
At Meets Grade Level or Above	2021	33%	24%	19%	14%	18%	24%	*	57%	17%	35%	13%	12%	19%	20%	13%	12%
	2019	42%	29%	23%	15%	21%	28%	*	57%	25%	52%	10%	21%	23%	21%	18%	15%

Texas Education Agency
2020-21 STAAR Performance (TAPR)
ECTOR COUNTY ISD (068901) - ECTOR COUNTY

Due to the cancellation of spring 2020 STAAR, 2021 and 2019 STAAR data are shown.

	School Year	State	Region 18	District	African American	Hispanic	White	American Indian	Asian	Pacific Islander	Two or More Races	Special Ed (Current)	Special Ed (Former)	Continuously Enrolled	Non-Continuously Enrolled	Econ Disadv	EB/EL (Current & Monitored)
At Masters Grade Level	2021	10%	5%	3%	0%	3%	6%	*	13%	0%	13%	7%	0%	4%	3%	2%	2%
	2019	18%	10%	7%	5%	6%	11%	*	21%	0%	14%	4%	4%	7%	7%	4%	4%
Grade 8 Reading+																	
At Approaches Grade Level or Above	2021	73%	66%	58%	49%	57%	68%	50%	94%	60%	62%	28%	45%	59%	57%	51%	51%
	2019	86%	76%	71%	68%	70%	78%	*	96%	80%	95%	26%	58%	72%	67%	67%	65%
At Meets Grade Level or Above	2021	46%	38%	28%	27%	26%	38%	13%	50%	20%	45%	18%	24%	28%	29%	21%	22%
	2019	55%	40%	34%	35%	31%	45%	*	64%	60%	53%	11%	21%	34%	32%	28%	26%
At Masters Grade Level	2021	21%	15%	10%	9%	9%	15%	0%	28%	0%	10%	6%	2%	10%	10%	7%	6%
	2019	28%	17%	14%	18%	12%	22%	*	40%	0%	32%	5%	9%	14%	15%	10%	9%
Grade 8 Mathematics+																	
At Approaches Grade Level or Above	2021	62%	56%	31%	18%	30%	39%	29%	33%	*	22%	21%	18%	29%	36%	27%	33%
	2019	88%	78%	68%	63%	68%	69%	*	94%	*	73%	32%	56%	67%	69%	67%	100 70%
At Meets Grade Level or Above	2021	36%	31%	10%	6%	10%	11%	14%	17%	*	11%	15%	9%	9%	11%	7%	12%
	2019	57%	42%	24%	23%	23%	30%	*	69%	*	18%	13%	22%	25%	21%	23%	24%
At Masters Grade Level	2021	11%	9%	1%	1%	1%	2%	0%	0%	*	0%	8%	0%	1%	1%	1%	1%
	2019	17%	10%	2%	3%	2%	4%	*	6%	*	0%	5%	3%	2%	2%	1%	1%
Grade 8 Science																	
At Approaches Grade Level or Above	2021	68%	59%	46%	37%	43%	64%	38%	83%	*	64%	24%	40%	47%	44%	38%	37%
	2019	81%	70%	66%	56%	64%	76%	*	88%	100%	68%	29%	67%	66%	65%	62%	58%
At Meets Grade Level or Above	2021	43%	33%	23%	18%	20%	36%	25%	61%	*	25%	17%	19%	22%	23%	16%	15%
	2019	51%	35%	30%	31%	26%	43%	*	60%	60%	47%	13%	30%	30%	31%	26%	20%
At Masters Grade Level	2021	24%	16%	9%	7%	8%	16%	13%	44%	*	11%	8%	7%	10%	8%	6%	6%
	2019	25%	13%	10%	14%	8%	19%	*	44%	20%	32%	5%	9%	10%	13%	7%	5%
Grade 8 Social Studies																	
At Approaches Grade Level or Above	2021	57%	44%	30%	23%	27%	41%	25%	61%	20%	39%	21%	27%	29%	32%	22%	21%
	2019	69%	51%	43%	43%	39%	59%	*	88%	60%	58%	20%	41%	43%	43%	37%	34%
At Meets Grade Level or Above	2021	28%	18%	9%	8%	8%	15%	13%	39%	0%	7%	17%	5%	10%	8%	6%	6%
	2019	37%	20%	14%	17%	11%	24%	*	40%	0%	37%	11%	7%	13%	17%	10%	9%

Texas Education Agency
2020-21 STAAR Performance (TAPR)
ECTOR COUNTY ISD (068901) - ECTOR COUNTY

Due to the cancellation of spring 2020 STAAR, 2021 and 2019 STAAR data are shown.

	School Year	State	Region 18	District	African American	Hispanic	White	American Indian	Asian	Pacific Islander	Two or More Races	Special Ed (Current)	Special Ed (Former)	Continuously Enrolled	Non-Continuously Enrolled	Econ Disadv	EB/EL (Current & Monitored)
At Masters Grade Level	2021	14%	7%	3%	1%	2%	5%	0%	6%	0%	0%	5%	0%	2%	3%	1%	1%
	2019	21%	10%	6%	8%	4%	13%	*	28%	0%	16%	6%	5%	5%	8%	4%	3%
End of Course English I																	
At Approaches Grade Level or Above	2021	67%	56%	51%	48%	48%	65%	*	79%	33%	71%	18%	32%	51%	53%	47%	34%
	2019	68%	54%	52%	43%	50%	61%	50%	85%	50%	76%	17%	36%	52%	50%	46%	38%
At Meets Grade Level or Above	2021	50%	37%	31%	25%	28%	47%	*	74%	17%	55%	8%	14%	30%	35%	26%	17%
	2019	50%	34%	31%	19%	29%	41%	42%	59%	33%	52%	7%	14%	30%	31%	26%	19%
At Masters Grade Level	2021	12%	5%	3%	3%	2%	5%	*	26%	0%	10%	1%	0%	3%	4%	2%	1%
	2019	11%	4%	4%	1%	3%	8%	0%	19%	0%	8%	1%	0%	3%	4%	2%	2%
End of Course English II																	
At Approaches Grade Level or Above	2021	71%	61%	53%	47%	51%	60%	43%	83%	33%	71%	18%	14%	53%	53%	47%	33%
	2019	68%	58%	57%	48%	54%	71%	20%	80%	80%	91%	17%	40%	58%	53%	52%	101 29%
At Meets Grade Level or Above	2021	57%	45%	37%	30%	35%	46%	29%	69%	33%	57%	14%	14%	36%	39%	32%	15%
	2019	49%	37%	36%	22%	32%	53%	20%	50%	40%	82%	7%	40%	36%	35%	29%	9%
At Masters Grade Level	2021	11%	5%	3%	2%	2%	6%	0%	19%	0%	10%	2%	0%	3%	4%	2%	0%
	2019	8%	4%	3%	3%	2%	5%	0%	23%	0%	18%	2%	0%	2%	3%	1%	0%
End of Course Algebra I																	
At Approaches Grade Level or Above	2021	73%	67%	55%	41%	55%	59%	*	91%	*	43%	27%	48%	55%	56%	50%	54%
	2019	85%	72%	67%	55%	66%	70%	50%	100%	86%	87%	34%	66%	67%	68%	64%	64%
At Meets Grade Level or Above	2021	41%	32%	22%	14%	21%	25%	*	68%	*	17%	11%	24%	21%	22%	18%	20%
	2019	61%	40%	30%	15%	29%	33%	30%	78%	43%	61%	11%	38%	29%	32%	27%	26%
At Masters Grade Level	2021	23%	16%	9%	4%	8%	10%	*	32%	*	13%	3%	3%	8%	10%	7%	9%
	2019	37%	20%	12%	5%	11%	15%	0%	48%	14%	39%	3%	7%	11%	16%	10%	10%
End of Course Biology																	
At Approaches Grade Level or Above	2021	82%	78%	71%	65%	68%	85%	*	89%	43%	80%	36%	56%	71%	72%	67%	58%
	2019	88%	85%	83%	75%	82%	90%	82%	100%	*	92%	50%	79%	83%	83%	81%	74%
At Meets Grade Level or Above	2021	55%	45%	36%	31%	32%	55%	*	75%	14%	56%	14%	19%	36%	37%	31%	24%
	2019	62%	50%	46%	30%	43%	59%	27%	83%	*	85%	13%	29%	45%	49%	41%	32%

Texas Education Agency
2020-21 STAAR Performance (TAPR)
ECTOR COUNTY ISD (068901) - ECTOR COUNTY

Due to the cancellation of spring 2020 STAAR, 2021 and 2019 STAAR data are shown.

	School Year	State	Region 18	District	African American	Hispanic	White	American Indian	Asian	Pacific Islander	Two or More Races	Special Ed (Current)	Special Ed (Former)	Continuously Enrolled	Non-Continuously Enrolled	Econ Disadv	EB/EL (Current & Monitored)
At Masters Grade Level	2021	22%	14%	11%	9%	8%	21%	*	36%	0%	32%	2%	6%	11%	11%	7%	5%
	2019	25%	14%	11%	10%	9%	20%	0%	44%	*	23%	2%	0%	11%	13%	8%	6%
End of Course U.S. History																	
At Approaches Grade Level or Above	2021	88%	84%	82%	65%	80%	90%	*	100%	*	85%	52%	80%	82%	81%	80%	61%
	2019	93%	89%	90%	83%	89%	93%	100%	88%	*	100%	57%	*	91%	84%	88%	73%
At Meets Grade Level or Above	2021	69%	59%	52%	35%	50%	65%	*	84%	*	62%	33%	40%	52%	53%	47%	24%
	2019	73%	61%	61%	47%	59%	73%	71%	75%	*	92%	28%	*	62%	55%	54%	26%
At Masters Grade Level	2021	43%	31%	25%	7%	23%	33%	*	60%	*	38%	11%	0%	25%	24%	20%	9%
	2019	45%	33%	33%	26%	29%	49%	57%	58%	*	62%	12%	*	33%	31%	25%	8%
SAT/ACT All Subjects																	
At Approaches Grade Level or Above	2021	95%	92%	87%	60%	85%	92%	-	92%	-	*	-	-	87%	86%	85%	72%
At Meets Grade Level or Above	2021	69%	53%	39%	20%	35%	46%	-	58%	-	*	-	-	38%	50%	30%	102 11%
At Masters Grade Level	2021	14%	5%	1%	0%	0%	3%	-	25%	-	*	-	-	1%	0%	0%	0%
All Grades All Subjects																	
At Approaches Grade Level or Above	2021	67%	60%	52%	43%	50%	62%	49%	85%	41%	58%	27%	45%	52%	53%	46%	45%
	2019	78%	67%	63%	52%	62%	71%	62%	88%	63%	73%	30%	58%	64%	62%	58%	57%
At Meets Grade Level or Above	2021	41%	33%	25%	19%	23%	35%	26%	61%	20%	31%	15%	20%	25%	26%	20%	19%
	2019	50%	36%	32%	21%	30%	41%	39%	62%	30%	46%	15%	24%	32%	31%	26%	25%
At Masters Grade Level	2021	18%	13%	9%	5%	8%	14%	7%	33%	5%	13%	5%	7%	9%	9%	7%	6%
	2019	24%	14%	12%	7%	10%	18%	13%	36%	7%	22%	5%	10%	12%	12%	9%	9%
All Grades ELA/Reading																	
At Approaches Grade Level or Above	2021	68%	60%	53%	47%	51%	63%	53%	86%	48%	62%	25%	45%	53%	54%	48%	44%
	2019	75%	64%	61%	50%	59%	70%	51%	86%	65%	74%	25%	55%	61%	60%	56%	51%
At Meets Grade Level or Above	2021	45%	35%	28%	23%	26%	40%	21%	60%	26%	36%	14%	22%	28%	30%	23%	20%
	2019	48%	35%	32%	22%	30%	43%	38%	60%	33%	46%	13%	23%	32%	31%	26%	23%
At Masters Grade Level	2021	18%	13%	9%	7%	8%	14%	5%	31%	3%	13%	4%	10%	9%	10%	7%	7%
	2019	21%	13%	11%	7%	10%	16%	11%	32%	6%	23%	3%	10%	11%	11%	8%	8%
All Grades Mathematics																	
At Approaches Grade Level or Above	2021	66%	61%	51%	38%	50%	58%	48%	84%	31%	51%	29%	50%	51%	51%	46%	50%
	2019	82%	71%	67%	54%	67%	71%	64%	93%	62%	77%	35%	65%	67%	66%	63%	66%

Texas Education Agency
2020-21 STAAR Performance (TAPR)
ECTOR COUNTY ISD (068901) - ECTOR COUNTY

Due to the cancellation of spring 2020 STAAR, 2021 and 2019 STAAR data are shown.

	School Year	State	Region 18	District	African American	Hispanic	White	American Indian	Asian	Pacific Islander	Two or More Races	Special Ed (Current)	Special Ed (Former)	Continuously Enrolled	Non-Continuously Enrolled	Econ Disadv	EB/EL (Current & Monitored)
At Meets Grade Level or Above	2021	37%	31%	23%	13%	21%	29%	29%	59%	17%	24%	16%	22%	22%	23%	19%	21%
	2019	52%	37%	32%	19%	31%	37%	43%	66%	26%	43%	17%	28%	32%	29%	27%	31%
At Masters Grade Level	2021	18%	13%	9%	5%	8%	12%	10%	36%	6%	12%	5%	8%	9%	9%	7%	9%
	2019	26%	16%	13%	6%	12%	16%	17%	39%	7%	19%	6%	13%	13%	12%	10%	12%
All Grades Writing																	
At Approaches Grade Level or Above	2021	58%	51%	45%	40%	43%	56%	43%	83%	47%	51%	20%	38%	45%	45%	38%	34%
	2019	68%	56%	52%	38%	51%	60%	75%	76%	33%	63%	18%	45%	53%	51%	46%	47%
At Meets Grade Level or Above	2021	30%	23%	18%	14%	16%	28%	29%	48%	12%	30%	12%	15%	18%	19%	13%	11%
	2019	38%	26%	23%	12%	21%	28%	42%	53%	25%	43%	12%	16%	23%	22%	17%	20%
At Masters Grade Level	2021	9%	5%	4%	1%	3%	8%	0%	12%	0%	11%	4%	1%	4%	3%	2%	2%
	2019	14%	8%	6%	5%	5%	10%	17%	24%	0%	16%	3%	4%	6%	6%	4%	5%
All Grades Science																	
At Approaches Grade Level or Above	2021	71%	65%	56%	49%	53%	69%	43%	87%	35%	65%	28%	43%	55%	56%	48%	103 46%
	2019	81%	72%	69%	56%	67%	79%	68%	90%	80%	67%	38%	61%	69%	69%	63%	60%
At Meets Grade Level or Above	2021	44%	35%	26%	22%	23%	39%	29%	69%	15%	32%	15%	16%	26%	27%	20%	17%
	2019	54%	41%	36%	24%	33%	49%	32%	71%	40%	51%	16%	28%	36%	37%	30%	28%
At Masters Grade Level	2021	20%	13%	9%	7%	7%	16%	7%	44%	5%	15%	5%	4%	9%	9%	6%	5%
	2019	25%	14%	12%	8%	10%	22%	0%	42%	13%	24%	5%	8%	12%	13%	8%	7%
All Grades Social Studies																	
At Approaches Grade Level or Above	2021	73%	63%	53%	41%	52%	63%	45%	84%	56%	61%	33%	33%	53%	55%	46%	36%
	2019	81%	69%	65%	61%	62%	76%	82%	88%	75%	75%	38%	43%	66%	60%	56%	49%
At Meets Grade Level or Above	2021	49%	38%	29%	19%	27%	38%	27%	65%	22%	33%	23%	9%	29%	29%	23%	13%
	2019	55%	40%	36%	31%	33%	48%	45%	57%	13%	59%	19%	9%	37%	32%	27%	15%
At Masters Grade Level	2021	29%	19%	13%	4%	12%	18%	9%	37%	11%	19%	8%	0%	13%	13%	9%	4%
	2019	33%	21%	18%	16%	15%	31%	36%	43%	13%	34%	9%	5%	19%	17%	12%	5%

* Indicates results are masked due to small numbers to protect student confidentiality.

- Indicates there are no students in the group.

+ Indicates that rates for reading and mathematics are based on the cumulative results from the first and second administrations of STAAR.

Texas Education Agency
2018-19 Progress (TAPR)
ECTOR COUNTY ISD (068901) - ECTOR COUNTY

Due to the cancellation of spring 2020 STAAR, 2019 and 2018 progress data are shown.

	School Year	State	Region18	District	African American	Hispanic	White	American Indian	Asian	Pacific Islander	Two or More Races	Special Ed (Current)	Special Ed (Former)	Continuously Enrolled	Non-Continuously Enrolled	Econ Disadv	EB/EL (Current & Monitored)
School Progress Domain - Academic Growth Score by Grade and Subject																	
Grade 4 ELA/Reading	2019	61	56	56	50	56	55	57	75	*	57	46	57	56	55	54	49
	2018	63	59	60	57	59	64	79	89	*	58	58	54	59	63	58	59
Grade 4 Mathematics	2019	65	58	58	50	58	59	93	80	*	50	57	67	57	61	56	54
	2018	65	61	61	53	61	63	57	64	*	81	61	68	62	61	61	56
Grade 5 ELA/Reading	2019	81	79	78	79	78	77	100	82	80	82	73	74	78	77	78	83
	2018	80	78	77	70	78	75	*	83	93	71	74	72	77	77	77	79
Grade 5 Mathematics	2019	83	77	79	74	79	80	86	89	70	70	83	78	80	78	79	80
	2018	81	79	80	72	81	76	*	81	64	86	86	68	80	78	80	81
Grade 6 ELA/Reading	2019	42	36	30	35	30	32	69	29	20	31	31	22	30	32	28	30
	2018	47	40	33	26	34	34	40	39	43	25	25	23	34	33	31	37
Grade 6 Mathematics	2019	54	49	40	40	40	41	63	59	40	40	39	37	40	39	37	38
	2018	56	51	40	31	41	41	40	43	64	25	42	34	41	38	42	41
Grade 7 ELA/Reading	2019	77	71	72	73	71	75	*	100	81	83	63	71	72	72	72	70
	2018	76	67	67	63	67	64	*	83	80	79	59	77	67	64	64	70
Grade 7 Mathematics	2019	62	55	57	59	57	59	*	59	38	64	42	64	59	51	54	58
	2018	67	62	63	53	64	60	*	82	80	74	51	59	64	61	61	72
Grade 8 ELA/Reading	2019	77	77	76	76	75	78	*	86	100	89	65	69	76	76	76	76
	2018	79	78	79	81	79	78	100	58	*	81	77	94	79	77	78	78
Grade 8 Mathematics	2019	82	81	80	83	80	78	*	97	*	73	68	71	81	76	80	82
	2018	81	82	80	82	80	82	80	83	*	73	71	83	81	78	79	81
End of Course English II	2019	69	65	65	65	63	68	38	74	*	89	60	36	65	62	62	57
	2018	67	65	67	61	67	68	64	85	*	92	50	*	68	65	66	61
End of Course Algebra I	2019	75	59	51	41	51	51	40	76	67	76	28	48	51	54	47	49
	2018	72	61	53	41	52	57	67	75	*	71	28	42	53	52	49	48
All Grades Both Subjects	2019	69	63	61	59	61	62	71	76	61	65	55	59	62	61	60	60
	2018	69	65	63	57	63	63	61	73	72	70	58	59	64	62	62	64
All Grades ELA/Reading	2019	68	64	63	62	62	64	68	74	70	69	56	56	63	63	61	61
	2018	69	65	64	59	64	64	63	75	68	68	57	60	64	63	62	64
All Grades Mathematics	2019	70	63	60	57	60	61	75	78	52	61	55	62	61	60	58	59
	2018	70	66	63	55	63	63	60	72	76	72	58	59	63	61	62	63

104

* Indicates results are masked due to small numbers to protect student confidentiality.
 - Indicates there are no students in the group.

Texas Education Agency
2020-21 Bilingual Education/English as a Second Language (Current EB Students/EL) (TAPR)
ECTOR COUNTY ISD (068901) - ECTOR COUNTY

Due to the cancellation of spring 2020 STAAR, 2021 and 2019 STAAR data are shown.

	School Year	State	Region 18	District	Total Bilingual Education	BE-Trans Early Exit	BE-Trans Late Exit	BE-Dual Two-Way	BE-Dual One-Way	ALP Bilingual (Exception)	Total ESL	ESL Content-Based	ESL Pull-Out	ALP ESL (Waiver)	EB/EL with Parental Denial	Never EB/EL	Total EB/EL (Current)	Monitored & Former EB/EL
STAAR Performance Rate by Subject and Performance Level																		
All Grades All Subjects																		
At Approaches Grade Level or Above	2021	67%	60%	52%	49%	*	49%	58%	44%	47%	37%	48%	34%	39%	41%	54%	41%	83%
	2019	78%	67%	63%	65%	-	64%	76%	-		42%	40%	42%		51%		51%	
At Meets Grade Level or Above	2021	41%	33%	25%	22%	*	22%	28%	16%	19%	12%	22%	11%	13%	16%	27%	15%	53%
	2019	50%	36%	32%	33%	-	32%	41%	-		12%	17%	12%		21%		20%	
At Masters Grade Level	2021	18%	13%	9%	9%	*	10%	9%	6%	9%	3%	9%	3%	4%	6%	10%	5%	18%
	2019	24%	14%	12%	15%	-	14%	16%	-		3%	9%	3%		5%		7%	
All Grades ELA/Reading																		
At Approaches Grade Level or Above	2021	68%	60%	53%	49%	*	49%	59%	42%	45%	35%	46%	33%	35%	42%	56%	40%	85%
	2019	75%	64%	61%	66%	-	65%	75%	-		32%	29%	32%		49%		45%	
At Meets Grade Level or Above	2021	45%	35%	28%	23%	*	24%	31%	14%	21%	12%	20%	11%	13%	15%	31%	16%	61%
	2019	48%	35%	32%	33%	-	32%	37%	-		8%	11%	8%		19%		18%	
At Masters Grade Level	2021	18%	13%	9%	10%	*	11%	12%	5%	12%	3%	7%	3%	4%	6%	10%	6%	13%
	2019	21%	13%	11%	14%	-	14%	15%	-		2%	6%	2%		5%		6%	105
All Grades Mathematics																		
At Approaches Grade Level or Above	2021	66%	61%	51%	56%	*	56%	66%	46%	57%	42%	58%	39%	43%	48%	51%	48%	79%
	2019	82%	71%	67%	71%	-	71%	75%	-		55%	55%	55%		57%		62%	
At Meets Grade Level or Above	2021	37%	31%	23%	26%	*	27%	30%	18%	25%	15%	31%	14%	15%	22%	23%	20%	40%
	2019	52%	37%	32%	38%	-	38%	42%	-		17%	30%	17%		29%		27%	
At Masters Grade Level	2021	18%	13%	9%	12%	*	13%	9%	8%	12%	5%	17%	4%	5%	9%	9%	8%	19%
	2019	26%	16%	13%	20%	-	20%	19%	-		5%	21%	4%		9%		11%	
All Grades Writing																		
At Approaches Grade Level or Above	2021	58%	51%	45%	32%	*	33%	30%	-	31%	32%	38%	34%	34%	22%	49%	30%	94%
	2019	68%	56%	52%	58%	-	56%	75%	-		22%	57%	21%		43%		42%	
At Meets Grade Level or Above	2021	30%	23%	18%	11%	*	11%	16%	-	9%	7%	15%	5%	8%	7%	20%	8%	60%
	2019	38%	26%	23%	26%	-	24%	44%	-		5%	43%	4%		14%		17%	
At Masters Grade Level	2021	9%	5%	4%	1%	*	1%	0%	-	0%	1%	0%	1%	1%	1%	4%	1%	19%
	2019	14%	8%	6%	7%	-	6%	11%	-		0%	0%	1%		5%		4%	
All Grades Science																		
At Approaches Grade Level or Above	2021	71%	65%	56%	42%	-	40%	55%	-	40%	39%	17%	32%	46%	46%	58%	40%	84%
	2019	81%	72%	69%	50%	-	46%	81%	-		53%	53%	53%		53%		52%	
At Meets Grade Level or Above	2021	44%	35%	26%	13%	-	12%	20%	-	10%	12%	0%	10%	13%	17%	29%	12%	52%
	2019	54%	41%	36%	27%	-	25%	48%	-		14%	18%	14%		23%		19%	
At Masters Grade Level	2021	20%	13%	9%	4%	-	5%	2%	-	3%	3%	0%	3%	4%	4%	10%	4%	16%
	2019	25%	14%	12%	9%	-	8%	15%	-		2%	6%	2%		0%		5%	
All Grades Social Studies																		

Texas Education Agency
2020-21 Bilingual Education/English as a Second Language (Current EB Students/EL) (TAPR)
ECTOR COUNTY ISD (068901) - ECTOR COUNTY

Due to the cancellation of spring 2020 STAAR, 2021 and 2019 STAAR data are shown.

	School Year	State	Region 18	District	Total Bilingual Education	BE-Trans Early Exit	BE-Trans Late Exit	BE-Dual Two-Way	BE-Dual One-Way	ALP Bilingual (Exception)	Total ESL	ESL Content-Based	ESL Pull-Out	ALP ESL (Waiver)	EB/EL with Parental Denial	Never EB/EL	Total EB/EL (Current)	Monitored & Former EB/EL
At Approaches Grade Level or Above	2021	73%	63%	53%	*	-	-	*	-	-	30%	*	23%	38%	37%	56%	31%	80%
	2019	81%	69%	65%	-	-	-	-	-	-	40%	36%	40%		44%		40%	
At Meets Grade Level or Above	2021	49%	38%	29%	*	-	-	*	-	-	10%	*	7%	12%	9%	31%	10%	53%
	2019	55%	40%	36%	-	-	-	-	-	-	10%	0%	10%		4%		9%	
At Masters Grade Level	2021	29%	19%	13%	*	-	-	*	-	-	3%	*	2%	3%	4%	14%	3%	27%
	2019	33%	21%	18%	-	-	-	-	-	-	2%	0%	2%		0%		2%	

* Indicates results are masked due to small numbers to protect student confidentiality.
 - Indicates there are no students in the group.
 Blank cell indicates there are no data available in the group.

Texas Education Agency
2020-21 STAAR Participation (TAPR)
ECTOR COUNTY ISD (068901) - ECTOR COUNTY

Due to the cancellation of spring 2020 STAAR, 2021 and 2019 STAAR data are shown.

	State	Region 18	District	African American	Hispanic	White	American Indian	Asian	Pacific Islander	Two or More Races	Special Ed (Current)	Special Ed (Former)	Continuously Enrolled	Non-Continuously Enrolled	Econ Disadv	EB/EL (Current & Monitored)	
2021 STAAR Participation (All Grades)																	
All Tests																	
Assessment Participant	88%	98%	96%	95%	96%	96%	98%	99%	97%	96%	95%	97%	97%	94%	96%	98%	
Included in Accountability	83%	93%	92%	91%	92%	92%	90%	95%	88%	91%	91%	96%	96%	78%	92%	91%	
Not Included in Accountability: Mobile	3%	4%	3%	4%	3%	4%	8%	2%	8%	5%	3%	1%	1%	13%	3%	3%	
Not Included in Accountability: Other Exclusions	1%	1%	1%	0%	1%	0%	0%	2%	1%	0%	1%	0%	1%	3%	1%	4%	
Not Tested	12%	2%	4%	5%	4%	4%	2%	1%	3%	4%	5%	3%	3%	6%	4%	2%	
Absent	2%	1%	2%	2%	2%	2%	0%	0%	1%	2%	2%	1%	1%	3%	2%	1%	
Other	10%	1%	2%	3%	2%	3%	2%	1%	3%	2%	3%	1%	2%	3%	2%	1%	
2019 STAAR Participation (All Grades)																	
All Tests																	
Assessment Participant	99%	99%	98%	96%	98%	98%	99%	100%	100%	99%	98%	98%	98%	97%	98%	99%	107
Included in Accountability	94%	93%	93%	91%	93%	93%	95%	90%	78%	95%	93%	94%	97%	80%	93%	90%	
Not Included in Accountability: Mobile	4%	5%	4%	5%	4%	5%	4%	5%	12%	4%	4%	4%	1%	14%	4%	4%	
Not Included in Accountability: Other Exclusions	1%	1%	1%	0%	1%	0%	0%	5%	11%	1%	1%	0%	0%	3%	1%	4%	
Not Tested	1%	1%	2%	4%	2%	2%	1%	0%	0%	1%	2%	2%	2%	3%	2%	1%	
Absent	1%	1%	2%	4%	2%	2%	1%	0%	0%	1%	2%	2%	2%	2%	2%	1%	
Other	0%	0%	0%	0%	0%	0%	0%	0%	0%	0%	0%	0%	0%	0%	0%	0%	

* Indicates results are masked due to small numbers to protect student confidentiality.

- Indicates there are no students in the group.

Texas Education Agency
2020-21 Attendance, Graduation, and Dropout Rates (TAPR)
ECTOR COUNTY ISD (068901) - ECTOR COUNTY

	State	Region 18	District	African American	Hispanic	White	American Indian	Asian	Pacific Islander	Two or More Races	Special Ed	Econ Disadv	EB/EL
Attendance Rate													
2019-20	98.3%	98.0%	97.7%	97.0%	97.7%	97.6%	98.1%	99.3%	98.2%	97.6%	97.5%	97.4%	98.1%
2018-19	95.4%	94.1%	93.5%	92.7%	93.5%	93.7%	93.3%	96.8%	94.6%	93.6%	92.8%	93.1%	94.4%
Chronic Absenteeism													
2019-20	6.7%	9.7%	11.2%	13.8%	11.1%	11.4%	8.8%	2.8%	8.4%	11.0%	12.8%	12.8%	9.0%
2018-19	11.4%	16.9%	19.4%	23.1%	19.5%	19.1%	23.3%	5.9%	17.7%	17.7%	22.7%	20.9%	15.3%
Annual Dropout Rate (Gr 7-8)													
2019-20	0.5%	0.8%	1.9%	3.2%	1.7%	1.9%	0.0%	0.0%	14.3%	5.1%	3.1%	2.0%	2.3%
2018-19	0.4%	0.8%	1.6%	2.4%	1.5%	1.9%	0.0%	0.0%	6.7%	2.2%	1.6%	1.8%	2.4%
Annual Dropout Rate (Gr 9-12)													
2019-20	1.6%	2.2%	2.9%	3.6%	2.9%	3.1%	0.0%	1.7%	0.0%	0.0%	4.0%	3.7%	3.8%
2018-19	1.9%	2.9%	3.3%	6.6%	3.2%	2.6%	2.9%	2.0%	10.5%	5.4%	4.7%	4.3%	4.4%
4-Year Longitudinal Rate (Gr 9-12)													
Class of 2020													
Graduated	90.3%	86.3%	84.7%	80.0%	84.2%	86.9%	87.5%	87.0%	*	94.4%	71.2%	79.0%	73.9%
Received TxCHSE	0.4%	0.9%	0.6%	0.0%	0.8%	0.3%	0.0%	0.0%	*	0.0%	0.0%	1.1%	0.0%
Continued HS	3.9%	3.6%	3.5%	2.4%	3.9%	2.3%	0.0%	4.3%	*	0.0%	9.2%	3.0%	7.1%
Dropped Out	5.4%	9.2%	11.2%	17.6%	11.1%	10.5%	12.5%	8.7%	*	5.6%	19.6%	16.9%	19.0%
Graduates and TxCHSE	90.7%	87.2%	85.3%	80.0%	85.0%	87.2%	87.5%	87.0%	*	94.4%	71.2%	80.1%	73.9%
Graduates, TxCHSE, and Continuers	94.6%	90.8%	88.8%	82.4%	88.9%	89.5%	87.5%	91.3%	*	94.4%	80.4%	83.1%	81.0%
Class of 2019													
Graduated	90.0%	85.0%	83.3%	71.3%	82.6%	87.4%	100.0%	92.9%	80.0%	88.2%	74.8%	75.4%	65.6%
Received TxCHSE	0.5%	0.9%	0.4%	0.0%	0.3%	1.0%	0.0%	0.0%	0.0%	0.0%	0.8%	0.3%	0.0%
Continued HS	3.7%	4.2%	4.9%	4.6%	5.8%	2.3%	0.0%	3.6%	0.0%	0.0%	4.1%	6.2%	15.1%
Dropped Out	5.9%	10.0%	11.4%	24.1%	11.3%	9.3%	0.0%	3.6%	20.0%	11.8%	20.3%	18.1%	19.3%
Graduates and TxCHSE	90.4%	85.8%	83.7%	71.3%	82.8%	88.4%	100.0%	92.9%	80.0%	88.2%	75.6%	75.6%	65.6%
Graduates, TxCHSE, and Continuers	94.1%	90.0%	88.6%	75.9%	88.7%	90.7%	100.0%	96.4%	80.0%	88.2%	79.7%	81.9%	80.7%
5-Year Extended Longitudinal Rate (Gr 9-12)													
Class of 2019													
Graduated	92.0%	88.0%	87.5%	76.1%	87.3%	89.9%	100.0%	96.4%	80.0%	88.2%	78.6%	80.8%	78.0%
Received TxCHSE	0.5%	1.0%	0.6%	0.0%	0.4%	1.3%	0.0%	0.0%	0.0%	0.0%	0.8%	0.7%	0.0%
Continued HS	1.3%	0.9%	0.2%	0.0%	0.2%	0.0%	0.0%	0.0%	0.0%	0.0%	0.0%	0.3%	0.5%
Dropped Out	6.1%	10.1%	11.8%	23.9%	12.0%	8.8%	0.0%	3.6%	20.0%	11.8%	20.6%	18.2%	21.5%
Graduates and TxCHSE	92.6%	89.0%	88.1%	76.1%	87.8%	91.2%	100.0%	96.4%	80.0%	88.2%	79.4%	81.5%	78.0%
Graduates, TxCHSE, and Continuers	93.9%	89.9%	88.2%	76.1%	88.0%	91.2%	100.0%	96.4%	80.0%	88.2%	79.4%	81.8%	78.5%

Texas Education Agency
2020-21 Attendance, Graduation, and Dropout Rates (TAPR)
ECTOR COUNTY ISD (068901) - ECTOR COUNTY

	State	Region 18	District	African American	Hispanic	White	American Indian	Asian	Pacific Islander	Two or More Races	Special Ed	Econ Disadv	EB/EL
Class of 2018													
Graduated	92.2%	89.2%	88.2%	82.3%	88.3%	88.0%	91.7%	100.0%	*	88.2%	81.2%	83.8%	74.6%
Received TxCHSE	0.6%	1.5%	0.9%	0.0%	0.6%	1.7%	0.0%	0.0%	*	5.9%	0.7%	0.3%	0.0%
Continued HS	1.1%	0.8%	0.2%	0.0%	0.2%	0.3%	0.0%	0.0%	*	0.0%	0.0%	0.2%	0.9%
Dropped Out	6.1%	8.5%	10.7%	17.7%	10.9%	10.0%	8.3%	0.0%	*	5.9%	18.1%	15.7%	24.6%
Graduates and TxCHSE	92.8%	90.7%	89.1%	82.3%	88.9%	89.7%	91.7%	100.0%	*	94.1%	81.9%	84.1%	74.6%
Graduates, TxCHSE, and Continuers	93.9%	91.5%	89.3%	82.3%	89.1%	90.0%	91.7%	100.0%	*	94.1%	81.9%	84.3%	75.4%
6-Year Extended Longitudinal Rate (Gr 9-12)													
Class of 2018													
Graduated	92.6%	89.8%	88.4%	82.3%	88.5%	88.3%	91.7%	100.0%	*	88.2%	81.7%	83.8%	74.8%
Received TxCHSE	0.7%	1.5%	0.9%	0.0%	0.7%	1.7%	0.0%	0.0%	*	5.9%	0.7%	0.3%	0.0%
Continued HS	0.6%	0.3%	0.0%	0.0%	0.0%	0.0%	0.0%	0.0%	*	0.0%	0.0%	0.0%	0.0%
Dropped Out	6.1%	8.4%	10.7%	17.7%	10.8%	10.1%	8.3%	0.0%	*	5.9%	17.6%	15.8%	25.2%
Graduates and TxCHSE	93.3%	91.3%	89.3%	82.3%	89.2%	89.9%	91.7%	100.0%	*	94.1%	82.4%	84.2%	74.8%
Graduates, TxCHSE, and Continuers	93.9%	91.6%	89.3%	82.3%	89.2%	89.9%	91.7%	100.0%	*	94.1%	82.4%	84.2%	74.8%
Class of 2017													
Graduated	92.4%	88.8%	88.7%	86.7%	89.2%	87.7%	85.7%	97.0%	20.0%	90.9%	78.6%	83.7%	77.8%
Received TxCHSE	0.7%	1.8%	1.3%	1.3%	0.9%	2.8%	0.0%	0.0%	0.0%	0.0%	0.0%	1.2%	0.0%
Continued HS	0.6%	0.1%	0.1%	0.0%	0.1%	0.0%	0.0%	0.0%	0.0%	0.0%	0.0%	0.0%	0.9%
Dropped Out	6.3%	9.3%	9.9%	12.0%	9.9%	9.5%	14.3%	3.0%	80.0%	9.1%	21.4%	15.1%	21.4%
Graduates and TxCHSE	93.2%	90.6%	90.0%	88.0%	90.1%	90.5%	85.7%	97.0%	20.0%	90.9%	78.6%	84.9%	77.8%
Graduates, TxCHSE, and Continuers	93.7%	90.7%	90.1%	88.0%	90.1%	90.5%	85.7%	97.0%	20.0%	90.9%	78.6%	84.9%	78.6%
4-Year Federal Graduation Rate Without Exclusions (Gr 9-12)													
Class of 2020	90.3%	86.3%	82.1%	80.0%	81.5%	84.5%	77.8%	83.3%	*	94.4%	67.5%	76.1%	71.6%
Class of 2019	90.0%	85.0%	80.2%	68.5%	79.3%	85.3%	88.9%	89.7%	80.0%	83.3%	64.8%	71.7%	63.6%
RHSP/DAP Graduates (Longitudinal Rate)													
Class of 2020	83.0%	*	*	*	*	-	-	-	-	-	*	-	-
Class of 2019	73.3%	83.9%	100.0%	*	100.0%	100.0%	-	-	-	*	*	100.0%	*
FHSP-E Graduates (Longitudinal Rate)													
Class of 2020	4.3%	3.6%	4.0%	0.0%	4.5%	3.3%	0.0%	0.0%	*	0.0%	12.0%	5.7%	10.9%
Class of 2019	4.2%	5.0%	0.0%	0.0%	0.0%	0.0%	0.0%	0.0%	*	0.0%	0.0%	0.0%	0.0%
FHSP-DLA Graduates (Longitudinal Rate)													
Class of 2020	83.5%	81.3%	85.2%	82.1%	84.6%	87.5%	100.0%	95.0%	*	88.2%	50.0%	81.3%	69.2%
Class of 2019	83.5%	79.9%	89.7%	88.1%	89.1%	91.5%	75.0%	100.0%	*	100.0%	76.8%	85.8%	88.4%
RHSP/DAP/FHSP-E/FHSP-DLA Graduates (Longitudinal Rate)													

Texas Education Agency
2020-21 Attendance, Graduation, and Dropout Rates (TAPR)
ECTOR COUNTY ISD (068901) - ECTOR COUNTY

	State	Region 18	District	African American	Hispanic	White	American Indian	Asian	Pacific Islander	Two or More Races	Special Ed	Econ Disadv	EB/EL
Class of 2020	87.8%	84.9%	89.1%	82.4%	89.1%	90.8%	100.0%	95.0%	*	88.2%	62.4%	87.0%	80.1%
Class of 2019	87.6%	85.0%	89.9%	88.3%	89.2%	91.6%	75.0%	100.0%	*	100.0%	77.8%	86.0%	88.7%
RHSP/DAP Graduates (Annual Rate)													
2019-20	38.6%	53.3%	100.0%	*	100.0%	-	-	*	-	-	100.0%	*	-
2018-19	32.7%	63.0%	82.9%	*	81.5%	83.3%	-	-	-	*	*	77.8%	100.0%
FHSP-E Graduates (Annual Rate)													
2019-20	4.4%	3.8%	4.7%	1.4%	5.4%	3.4%	0.0%	0.0%	*	0.0%	12.3%	6.7%	12.7%
2018-19	4.4%	5.1%	0.0%	0.0%	0.0%	0.0%	0.0%	0.0%	0.0%	0.0%	0.0%	0.0%	0.0%
FHSP-DLA Graduates (Annual Rate)													
2019-20	81.8%	78.9%	81.4%	75.7%	80.7%	84.4%	88.9%	95.2%	*	88.2%	45.9%	77.3%	65.7%
2018-19	82.1%	79.3%	89.4%	87.1%	88.8%	91.7%	75.0%	100.0%	66.7%	100.0%	75.6%	85.3%	87.5%
RHSP/DAP/FHSP-E/FHSP-DLA Graduates (Annual Rate)													
2019-20	85.8%	82.6%	86.2%	77.6%	86.1%	87.8%	88.9%	95.5%	*	88.2%	59.8%	84.0%	78.5%
2018-19	85.9%	84.2%	89.3%	87.3%	88.6%	91.5%	75.0%	100.0%	66.7%	100.0%	75.6%	85.2%	88.0%

Texas Education Agency
2020-21 Graduation Profile (TAPR)
ECTOR COUNTY ISD (068901) - ECTOR COUNTY

	District Count	District Percent	State Count	State Percent
Graduates (2019-20 Annual Graduates)				
Total Graduates	1,765	100.0%	360,220	100.0%
By Ethnicity:				
African American	76	4.3%	44,729	12.4%
Hispanic	1,320	74.8%	184,060	51.1%
White	320	18.1%	105,215	29.2%
American Indian	9	0.5%	1,226	0.3%
Asian	22	1.2%	17,126	4.8%
Pacific Islander	1	0.1%	557	0.2%
Two or More Races	17	1.0%	7,307	2.0%
By Graduation Type:				
Minimum H.S. Program	0	0.0%	1,512	0.4%
Recommended H.S. Program/Distinguished Achievement Program	8	0.5%	952	0.3%
Foundation H.S. Program (No Endorsement)	244	13.8%	49,535	13.8%
Foundation H.S. Program (Endorsement)	83	4.7%	15,689	4.4%
Foundation H.S. Program (DLA)	1,430	81.0%	292,532	81.2%
Special Education Graduates	127	7.2%	29,018	8.1%
Economically Disadvantaged Graduates	632	35.8%	187,187	52.0%
Emergent Bilingual (EB)/English Learner (EL) Graduates	181	10.3%	29,639	8.2%
At-Risk Graduates	1,051	59.5%	148,836	41.3%

Texas Education Agency
2020-21 College, Career, and Military Readiness (CCMR) (TAPR)
ECTOR COUNTY ISD (068901) - ECTOR COUNTY

Academic Year	State	Region 18	District	African American	Hispanic	White	American Indian	Asian	Pacific Islander	Two or More Races	Special Ed	Econ Disadv	EB/EL
College, Career, and Military Ready Graduates (Student Achievement)													
College, Career, or Military Ready (Annual Graduates)													
2019-20	63.0%	55.4%	62.5%	53.9%	59.6%	73.8%	77.8%	81.8%	*	82.4%	67.7%	57.4%	45.3%
2018-19	72.9%	61.7%	58.0%	46.2%	57.1%	61.5%	31.3%	75.0%	57.1%	80.0%	74.0%	49.5%	44.4%
College Ready Graduates													
College Ready (Annual Graduates)													
2019-20	53.4%	47.9%	53.2%	43.4%	50.3%	65.0%	55.6%	77.3%	*	70.6%	11.8%	47.9%	37.0%
2018-19	53.0%	44.1%	41.0%	29.2%	39.1%	47.3%	25.0%	73.1%	28.6%	60.0%	14.7%	31.6%	20.0%
TSI Criteria Graduates in English Language Arts (Annual Graduates)													
2019-20	59.7%	54.2%	58.9%	53.9%	55.8%	69.1%	77.8%	90.9%	*	76.5%	30.7%	49.2%	38.1%
2018-19	60.7%	50.4%	49.9%	38.5%	44.9%	65.9%	75.0%	80.8%	28.6%	73.3%	12.7%	38.3%	14.8%
TSI Criteria Graduates in Mathematics (Annual Graduates)													
2019-20	47.9%	34.3%	34.8%	31.6%	32.0%	43.8%	33.3%	72.7%	*	58.8%	11.8%	29.1%	22.1%
2018-19	48.6%	33.0%	24.3%	21.5%	20.7%	34.1%	12.5%	65.4%	28.6%	33.3%	3.9%	17.5%	4.4%
TSI Criteria Graduates in Both Subjects (Annual Graduates)													
2019-20	43.2%	31.8%	31.3%	28.9%	28.0%	41.6%	33.3%	72.7%	*	58.8%	8.7%	25.2%	17.1%
2018-19	44.2%	30.3%	22.7%	18.5%	18.8%	33.8%	12.5%	65.4%	28.6%	33.3%	2.9%	15.2%	3.0%
AP / IB Met Criteria in Any Subject (Annual Graduates)													
2019-20	21.1%	8.1%	12.0%	2.6%	12.7%	11.3%	0.0%	18.2%	*	17.6%	0.0%	12.0%	18.2%
2018-19	21.1%	7.8%	11.2%	0.0%	12.3%	9.5%	0.0%	23.1%	0.0%	6.7%	2.0%	11.1%	11.9%
Associate Degree (Annual Graduates)													
2019-20	2.1%	3.2%	5.2%	3.9%	4.2%	7.8%	11.1%	22.7%	*	11.8%	0.0%	2.4%	1.1%
2018-19	1.9%	2.7%	3.0%	7.7%	2.0%	4.0%	0.0%	23.1%	0.0%	6.7%	0.0%	1.4%	0.0%
Dual Course Credits in Any Subject (Annual Graduates)													
2019-20	24.6%	31.2%	31.5%	26.3%	28.6%	43.4%	33.3%	50.0%	*	35.3%	5.5%	26.4%	8.3%
2018-19	23.1%	29.3%	26.4%	26.2%	23.4%	35.2%	25.0%	38.5%	14.3%	53.3%	10.8%	17.5%	8.1%
Onramps Course Credits (Annual Graduates)													
2019-20	4.0%	0.0%	0.0%	0.0%	0.0%	0.0%	0.0%	0.0%	*	0.0%	0.0%	0.0%	0.0%
2018-19	2.3%	0.0%	0.0%	0.0%	0.0%	0.0%	0.0%	0.0%	0.0%	0.0%	0.0%	0.0%	0.0%
Career / Military Ready Graduates													
Career or Military Ready (Annual Graduates)													
2019-20	18.7%	14.8%	20.2%	17.1%	20.3%	20.9%	22.2%	13.6%	*	23.5%	66.1%	20.6%	12.7%
2018-19	40.4%	32.3%	31.1%	27.7%	32.8%	26.8%	18.8%	13.5%	42.9%	40.0%	69.6%	30.3%	31.9%
Approved Industry-Based Certification (Annual Graduates)													
2019-20	13.2%	7.7%	11.0%	3.9%	11.6%	10.6%	22.2%	4.5%	*	5.9%	3.9%	9.5%	7.2%

Texas Education Agency
2020-21 College, Career, and Military Readiness (CCMR) (TAPR)
ECTOR COUNTY ISD (068901) - ECTOR COUNTY

Academic Year	State	Region 18	District	African American	Hispanic	White	American Indian	Asian	Pacific Islander	Two or More Races	Special Ed	Econ Disadv	EB/EL
2018-19	10.7%	2.6%	0.7%	1.5%	0.8%	0.0%	0.0%	0.0%	0.0%	0.0%	1.0%	0.4%	5.2%
Graduates with Level I or Level II Certificate (Annual Graduates)													
2019-20	0.7%	3.4%	5.5%	3.9%	5.1%	7.5%	0.0%	4.5%	*	11.8%	0.0%	7.0%	1.1%
2018-19	0.6%	3.6%	6.6%	10.8%	6.6%	6.0%	0.0%	3.8%	14.3%	6.7%	1.0%	5.5%	0.7%
Graduate with Completed IEP and Workforce Readiness (Annual Graduates)													
2019-20	2.4%	1.8%	0.7%	1.3%	0.5%	0.9%	0.0%	0.0%	*	5.9%	9.4%	0.8%	1.1%
2018-19	2.3%	1.9%	1.3%	1.5%	1.5%	0.9%	0.0%	0.0%	0.0%	0.0%	21.6%	1.8%	3.7%
Graduates Under an Advanced Diploma Plan and Identified as a Current Special Education Student (Annual Graduates)													
2019-20	3.7%	3.4%	4.3%	9.2%	4.2%	4.1%	0.0%	4.5%	*	0.0%	59.8%	5.1%	5.0%
2018-19	2.7%	2.9%	3.7%	4.6%	3.7%	4.0%	0.0%	0.0%	0.0%	0.0%	60.8%	4.9%	5.9%

Texas Education Agency
2020-21 CCMR-Related Indicators (TAPR)
ECTOR COUNTY ISD (068901) - ECTOR COUNTY

	Academic Year	State	Region 18	District	African American	Hispanic	White	American Indian	Asian	Pacific Islander	Two or More Races	Special Ed	Econ Disadv	EB/EL
TSIA Results (Graduates >= Criterion) (Annual Graduates)														
Reading	2019-20	30.1%	32.5%	28.2%	23.7%	25.5%	36.3%	55.6%	63.6%	*	47.1%	2.4%	20.9%	9.4%
	2018-19	33.4%	36.0%	25.8%	21.5%	24.2%	30.7%	25.0%	50.0%	0.0%	40.0%	2.0%	18.2%	5.9%
Mathematics	2019-20	21.2%	17.9%	12.5%	11.8%	11.2%	15.3%	11.1%	40.9%	*	29.4%	0.8%	9.3%	6.1%
	2018-19	24.7%	22.7%	14.3%	15.4%	13.3%	15.2%	12.5%	42.3%	0.0%	26.7%	1.0%	10.4%	3.7%
Both Subjects	2019-20	16.4%	15.4%	9.9%	7.9%	8.9%	12.5%	11.1%	36.4%	*	17.6%	0.0%	7.0%	3.9%
	2018-19	18.8%	19.7%	11.2%	13.8%	9.8%	12.6%	12.5%	42.3%	0.0%	26.7%	0.0%	6.5%	2.2%
Completed and Received Credit for College Prep Courses (Annual Graduates)														
English Language Arts	2019-20	7.3%	11.9%	12.6%	17.1%	13.7%	8.8%	0.0%	4.5%	*	0.0%	27.6%	14.2%	27.1%
	2018-19	5.1%	4.6%	3.7%	6.2%	3.5%	4.0%	0.0%	3.8%	0.0%	6.7%	9.8%	3.7%	8.1%
Mathematics	2019-20	9.7%	8.9%	11.0%	14.5%	11.3%	9.7%	11.1%	0.0%	*	11.8%	11.0%	12.2%	14.9%
	2018-19	7.3%	4.1%	0.5%	1.5%	0.3%	0.9%	0.0%	0.0%	0.0%	0.0%	2.9%	0.4%	0.7%
Both Subjects	2019-20	4.2%	6.2%	5.4%	9.2%	5.8%	4.1%	0.0%	0.0%	*	0.0%	7.9%	7.1%	9.9%
	2018-19	2.6%	2.4%	0.2%	0.0%	0.2%	0.6%	0.0%	0.0%	0.0%	0.0%	2.9%	0.2%	0.7%
AP/IB Results (Participation) (Grades 11-12)														
All Subjects	2020	22.0%	9.6%	10.0%	4.1%	8.6%	15.1%	0.0%	36.5%	16.7%	16.0%	0.7%	7.5%	3.6%
	2019	25.2%	16.3%	20.0%	13.0%	18.6%	26.5%	12.5%	34.6%	11.1%	16.2%	4.4%	14.8%	9.3%
English Language Arts	2020	12.7%	5.4%	6.8%	2.7%	5.6%	11.5%	0.0%	21.2%	16.7%	12.0%	0.4%	4.8%	1.2%
	2019	14.5%	9.2%	13.3%	8.4%	11.9%	19.0%	6.3%	23.1%	11.1%	13.5%	2.2%	9.8%	2.0%
Mathematics	2020	6.4%	1.9%	2.0%	0.7%	1.7%	2.4%	0.0%	15.4%	0.0%	4.0%	0.0%	1.5%	1.0%
	2019	7.4%	3.5%	2.2%	0.6%	2.3%	1.7%	0.0%	11.5%	11.1%	2.7%	0.4%	1.7%	0.3%
Science	2020	9.4%	3.1%	1.9%	0.0%	1.6%	2.4%	0.0%	17.3%	0.0%	4.0%	0.0%	1.4%	1.0%
	2019	10.4%	4.8%	3.0%	1.3%	3.0%	2.8%	0.0%	7.7%	11.1%	5.4%	0.0%	2.6%	0.0%
Social Studies	2020	12.4%	5.7%	6.2%	3.4%	5.3%	9.2%	0.0%	25.0%	16.7%	12.0%	0.0%	4.7%	1.4%
	2019	13.9%	8.8%	11.0%	8.4%	10.5%	12.7%	6.3%	21.2%	11.1%	16.2%	1.9%	7.9%	1.7%
AP/IB Results (Examinees >= Criterion) (Grades 11-12)														
All Subjects	2020	59.0%	43.0%	45.5%	50.0%	43.6%	48.6%	-	52.6%	*	*	*	51.9%	53.3%
	2019	51.0%	25.5%	22.9%	0.0%	24.6%	19.5%	*	33.3%	*	50.0%	8.3%	27.4%	62.5%
English Language Arts	2020	50.1%	40.2%	34.6%	*	31.6%	40.0%	-	36.4%	*	*	*	33.8%	20.0%
	2019	41.2%	17.0%	9.6%	0.0%	9.6%	8.1%	*	25.0%	*	40.0%	0.0%	9.9%	0.0%
Mathematics	2020	56.5%	34.5%	55.4%	*	48.9%	70.6%	-	62.5%	-	*	-	61.9%	*
	2019	52.2%	14.4%	12.0%	*	6.5%	33.3%	-	16.7%	*	*	*	9.1%	*
Science	2020	47.6%	29.7%	42.5%	-	32.6%	64.7%	-	55.6%	-	*	-	30.0%	*
	2019	40.6%	16.9%	16.2%	*	7.3%	50.0%	-	*	*	*	-	0.0%	-

Texas Education Agency
2020-21 CCMR-Related Indicators (TAPR)
ECTOR COUNTY ISD (068901) - ECTOR COUNTY

	Academic Year	State	Region 18	District	African American	Hispanic	White	American Indian	Asian	Pacific Islander	Two or More Races	Special Ed	Econ Disadv	EB/EL
Social Studies	2020	52.3%	28.7%	25.5%	40.0%	21.5%	28.1%	-	46.2%	*	*	-	22.7%	0.0%
	2019	46.3%	16.1%	14.7%	0.0%	13.3%	18.7%	*	27.3%	*	33.3%	0.0%	13.3%	0.0%
SAT/ACT Results (Annual Graduates)														
Tested	2019-20	76.7%	64.0%	91.7%	93.4%	90.5%	95.9%	77.8%	90.9%	*	94.1%	74.0%	88.5%	75.4%
	2018-19	75.0%	63.3%	93.4%	100.0%	91.1%	98.6%	87.5%	100.0%	42.9%	100.0%	63.7%	90.9%	97.8%
At/Above Criterion for All Examinees	2019-20	35.7%	22.3%	17.2%	9.9%	14.4%	26.1%	14.3%	65.0%	*	31.3%	0.0%	11.7%	0.7%
	2018-19	36.1%	23.0%	14.8%	6.1%	11.2%	25.3%	0.0%	41.4%	*	26.7%	0.0%	9.0%	0.8%
Average SAT Score (Annual Graduates)														
All Subjects	2019-20	1019	958	926	879	909	982	977	1113	*	1013	744	893	799
	2018-19	1027	954	906	863	886	963	929	1014	*	990	745	873	762
English Language Arts and Writing	2019-20	513	485	469	445	459	501	493	560	*	535	376	450	394
	2018-19	517	481	457	437	445	492	489	502	*	515	376	439	380
Mathematics	2019-20	506	473	457	434	450	481	484	553	*	478	367	442	405
	2018-19	510	473	448	427	441	471	440	513	*	475	368	434	382
Average ACT Score (Annual Graduates)														
All Subjects	2019-20	20.2	18.6	22.0	*	21.5	22.5	*	*	-	*	-	*	*
	2018-19	20.6	19.5	20.5	16.7	19.6	22.3	*	*	-	*	*	19.4	*
English Language Arts	2019-20	19.9	18.1	21.9	*	21.8	22.5	*	*	-	*	-	*	*
	2018-19	20.3	19.0	20.1	16.0	19.1	22.4	*	*	-	*	*	17.8	*
Mathematics	2019-20	20.1	18.6	21.0	*	20.7	21.2	*	*	-	*	-	*	*
	2018-19	20.4	19.5	20.2	17.5	19.8	21.4	*	*	-	*	*	21.2	*
Science	2019-20	20.5	19.0	22.6	*	21.8	23.4	*	*	-	*	-	*	*
	2018-19	20.8	20.0	21.1	17.3	20.1	22.8	*	*	-	*	*	20.5	*

Texas Education Agency
2020-21 Other Postsecondary Indicators (TAPR)
ECTOR COUNTY ISD (068901) - ECTOR COUNTY

	Academic Year	State	Region 18	District	African American	Hispanic	White	American Indian	Asian	Pacific Islander	Two or More Races	Special Ed	Econ Disadv	EB/EL
Advanced/Dual-Credit Course Completion (Grades 9-12)														
Any Subject	2019-20	46.3%	39.8%	42.3%	27.8%	41.3%	48.5%	37.5%	58.3%	41.2%	50.7%	18.7%	36.8%	30.8%
	2018-19	44.6%	38.9%	41.3%	30.1%	40.0%	48.0%	34.4%	64.0%	21.1%	41.5%	18.1%	31.9%	29.7%
English Language Arts	2019-20	18.2%	14.4%	17.1%	13.1%	15.1%	25.1%	8.7%	31.9%	12.5%	27.9%	2.9%	12.0%	6.7%
	2018-19	17.8%	14.0%	16.8%	13.1%	15.1%	23.8%	9.4%	29.9%	10.5%	25.4%	2.1%	11.0%	8.5%
Mathematics	2019-20	20.7%	16.1%	14.5%	9.7%	13.6%	18.1%	12.5%	30.9%	12.5%	19.0%	1.3%	11.0%	6.8%
	2018-19	20.4%	15.8%	14.9%	11.6%	13.9%	19.1%	0.0%	32.6%	6.7%	11.1%	1.9%	10.1%	8.6%
Science	2019-20	22.4%	17.7%	16.3%	11.3%	15.8%	18.9%	21.7%	22.3%	0.0%	20.0%	10.1%	14.0%	9.8%
	2018-19	21.7%	16.5%	12.7%	10.3%	12.0%	15.0%	9.7%	26.8%	11.1%	19.0%	10.4%	9.8%	7.6%
Social Studies	2019-20	24.6%	16.6%	19.0%	13.9%	17.2%	26.1%	13.0%	39.8%	21.4%	27.3%	0.9%	13.4%	3.4%
	2018-19	23.6%	15.2%	18.8%	15.5%	16.6%	26.4%	15.6%	40.4%	15.8%	28.6%	1.6%	11.4%	2.8%
CTE Coherent Sequence (Annual Graduates)														
	2019-20	58.5%	50.6%	50.9%	34.2%	53.8%	45.9%	33.3%	31.8%	*	23.5%	51.2%	54.4%	44.2%
	2018-19	59.0%	47.0%	40.2%	23.1%	45.1%	28.4%	37.5%	23.1%	14.3%	26.7%	45.1%	39.2%	48.1%
Graduates Enrolled in Texas Institution of Higher Education (TX IHE)														
	2018-19	52.6%	47.1%	49.7%	58.5%	46.2%	58.7%	62.5%	76.9%	14.3%	53.3%	23.5%	40.2%	26.5%
	2017-18	53.4%	48.3%	49.8%	52.9%	48.4%	52.6%	45.5%	80.0%	*	35.7%	26.3%	40.5%	20.5%
Graduates in TX IHE Completing One Year Without Enrollment in a Developmental Education Course														
	2018-19	42.2%	38.6%	33.2%	30.0%	28.4%	39.4%	*	70.0%	-	50.0%	0.0%	30.1%	16.7%
	2017-18	60.7%	48.8%	37.6%	24.0%	35.2%	42.6%	20.0%	78.9%	-	40.0%	6.5%	30.4%	0.0%

Texas Education Agency
2020-21 Student Information (TAPR)
ECTOR COUNTY ISD (068901) - ECTOR COUNTY

Student Information	----- Membership -----				----- Enrollment -----			
	---- District ----		----- State -----		---- District ----		----- State -----	
	Count	Percent	Count	Percent	Count	Percent	Count	Percent
Total Students	31,775	100.0%	5,359,040	100.0%	31,881	100.0%	5,371,586	100.0%
Students by Grade:								
Early Childhood Education	6	0.0%	13,855	0.3%	29	0.1%	20,991	0.4%
Pre-Kindergarten	1,277	4.0%	196,560	3.7%	1,277	4.0%	197,093	3.7%
Kindergarten	2,372	7.5%	360,865	6.7%	2,372	7.4%	361,349	6.7%
Grade 1	2,562	8.1%	380,973	7.1%	2,562	8.0%	381,403	7.1%
Grade 2	2,485	7.8%	379,725	7.1%	2,485	7.8%	380,122	7.1%
Grade 3	2,397	7.5%	380,802	7.1%	2,397	7.5%	381,135	7.1%
Grade 4	2,293	7.2%	385,090	7.2%	2,293	7.2%	385,364	7.2%
Grade 5	2,363	7.4%	395,436	7.4%	2,363	7.4%	395,649	7.4%
Grade 6	2,487	7.8%	414,197	7.7%	2,487	7.8%	414,357	7.7%
Grade 7	2,436	7.7%	421,222	7.9%	2,436	7.6%	421,347	7.8%
Grade 8	2,460	7.7%	422,386	7.9%	2,460	7.7%	422,505	7.9%
Grade 9	2,524	7.9%	436,396	8.1%	2,524	7.9%	436,523	8.1%
Grade 10	2,353	7.4%	420,502	7.8%	2,363	7.4%	420,705	7.8%
Grade 11	1,977	6.2%	388,143	7.2%	1,996	6.3%	388,443	7.2%
Grade 12	1,783	5.6%	362,888	6.8%	1,837	5.8%	364,600	6.8%
Ethnic Distribution:								
African American	1,244	3.9%	680,285	12.7%	1,251	3.9%	681,401	12.7%
Hispanic	24,787	78.0%	2,835,771	52.9%	24,867	78.0%	2,840,982	52.9%
White	4,879	15.4%	1,418,789	26.5%	4,895	15.4%	1,424,251	26.5%
American Indian	64	0.2%	18,712	0.3%	65	0.2%	18,755	0.3%
Asian	311	1.0%	253,856	4.7%	312	1.0%	254,163	4.7%
Pacific Islander	92	0.3%	8,259	0.2%	93	0.3%	8,271	0.2%
Two or More Races	398	1.3%	143,368	2.7%	398	1.2%	143,763	2.7%
Sex:								
Female	15,566	49.0%	2,620,239	48.9%	15,629	49.0%	2,624,722	48.9%
Male	16,209	51.0%	2,738,801	51.1%	16,252	51.0%	2,746,864	51.1%
Other Student Information:								
Economically Disadvantaged	17,593	55.4%	3,229,178	60.3%	17,639	55.3%	3,233,417	60.2%
Non-Educationally Disadvantaged	14,182	44.6%	2,129,862	39.7%	14,242	44.7%	2,138,169	39.8%
Section 504 Students	216	0.7%	387,490	7.2%	216	0.7%	387,622	7.2%
EB Students/EL	6,755	21.3%	1,108,207	20.7%	6,771	21.2%	1,108,883	20.6%
Students w/ Disciplinary Placements (2019-20)	634	1.8%	66,833	1.2%				
Students w/ Dyslexia	1,066	3.4%	241,070	4.5%	1,066	3.3%	241,197	4.5%
Foster Care	54	0.2%	17,033	0.3%	55	0.2%	17,090	0.3%

Texas Education Agency
2020-21 Student Information (TAPR)
ECTOR COUNTY ISD (068901) - ECTOR COUNTY

Student Information	----- Membership -----				----- Enrollment -----			
	---- District ----		----- State -----		---- District ----		----- State -----	
	Count	Percent	Count	Percent	Count	Percent	Count	Percent
Homeless	930	2.9%	57,709	1.1%	960	3.0%	57,811	1.1%
Immigrant	714	2.2%	108,025	2.0%	716	2.2%	108,092	2.0%
Migrant	12	0.0%	16,657	0.3%	12	0.0%	16,733	0.3%
Title I	21,353	67.2%	3,457,855	64.5%	21,399	67.1%	3,464,887	64.5%
Military Connected	404	1.3%	144,596	2.7%	404	1.3%	144,683	2.7%
At-Risk	18,155	57.1%	2,634,284	49.2%	18,236	57.2%	2,636,849	49.1%
Students by Instructional Program:								
Bilingual/ESL Education	6,817	21.5%	1,123,936	21.0%	6,832	21.4%	1,124,413	20.9%
Gifted and Talented Education	2,926	9.2%	443,781	8.3%	2,926	9.2%	443,849	8.3%
Special Education	3,058	9.6%	595,885	11.1%	3,083	9.7%	605,043	11.3%
Students with Disabilities by Type of Primary Disability:								
Total Students with Disabilities	3,058		595,885					
By Type of Primary Disability								
Students with Intellectual Disabilities	1,357	44.4%	253,352	42.5%				
Students with Physical Disabilities	898	29.4%	127,106	21.3%				
Students with Autism	283	9.3%	83,737	14.1%				
Students with Behavioral Disabilities	475	15.5%	122,624	20.6%				
Students with Non-Categorical Early Childhood	45	1.5%	9,066	1.5%				
Mobility (2019-20):								
Total Mobile Students	5,799	17.8%	726,083	13.8%				
By Ethnicity:								
African American	397	1.2%	148,832	2.8%				
Hispanic	4,186	12.8%	372,491	7.1%				
White	1,066	3.3%	160,748	3.1%				
American Indian	11	0.0%	2,944	0.1%				
Asian	28	0.1%	18,370	0.4%				
Pacific Islander	18	0.1%	1,484	0.0%				
Two or More Races	93	0.3%	21,214	0.4%				
Count and Percent of Special Ed Students who are Mobile	561	16.7%	102,036	16.5%				
Count and Percent of EB Students/EL who are Mobile	1,037	16.1%	137,410	13.6%				
Count and Percent of Econ Dis Students who are Mobile	3,805	20.6%	508,900	16.0%				
Student Attrition (2019-20):								
Total Student Attrition	6,034	23.0%	700,130	16.6%				

Texas Education Agency
2020-21 Student Information (TAPR)
ECTOR COUNTY ISD (068901) - ECTOR COUNTY

Student Information	-Non-Special Education Rates-		-Special Education Rates-	
	District	State	District	State
Retention Rates by Grade:				
Kindergarten	0.6%	1.4%	3.7%	4.8%
Grade 1	1.3%	1.9%	4.1%	3.2%
Grade 2	0.7%	1.0%	1.1%	1.4%
Grade 3	0.5%	0.5%	0.0%	0.6%
Grade 4	0.3%	0.3%	0.7%	0.4%
Grade 5	0.2%	0.2%	0.7%	0.3%
Grade 6	0.2%	0.2%	0.8%	0.3%
Grade 7	0.7%	0.3%	0.0%	0.3%
Grade 8	0.2%	0.2%	1.0%	0.4%
Grade 9	7.1%	4.7%	6.5%	7.8%

	---- District ----		----- State -----	
	Count	Percent	Count	Percent
Data Quality:				
Underreported Students	9	0.1%	6,039	0.2%

119

Class Size Averages by Grade and Subject
(Derived from teacher responsibility records):

Class Size Information	District	State
Elementary:		
Kindergarten	19.8	17.7
Grade 1	20.1	18.0
Grade 2	20.2	18.0
Grade 3	20.3	18.2
Grade 4	20.4	18.3
Grade 5	22.9	19.8
Grade 6	12.2	19.4
Secondary:		
English/Language Arts	11.9	15.7
Foreign Languages	12.8	17.8
Mathematics	12.1	16.9
Science	11.6	17.9
Social Studies	11.6	18.3

Texas Education Agency
2020-21 Staff Information (TAPR)
ECTOR COUNTY ISD (068901) - ECTOR COUNTY

Staff Information	----- District -----		----- State -----	
	Count	Percent	Count	Percent
Total Staff	3,833.4	100.0%	745,316.3	100.0%
Professional Staff:	2,498.2	65.2%	479,219.1	64.3%
Teachers	1,953.0	50.9%	369,395.4	49.6%
Professional Support	394.3	10.3%	78,787.8	10.6%
Campus Administration (School Leadership)	117.0	3.1%	22,378.5	3.0%
Central Administration	34.0	0.9%	8,657.4	1.2%
Educational Aides:	349.3	9.1%	79,348.7	10.6%
Auxiliary Staff:	985.8	25.7%	186,748.5	25.1%
Librarians and Counselors (Headcount):				
Full-time Librarians	25.0	n/a	4,290.0	n/a
Part-time Librarians	1.0	n/a	582.0	n/a
Full-time Counselors	86.0	n/a	13,211.0	n/a
Part-time Counselors	1.0	n/a	1,126.0	n/a
Total Minority Staff:	2,191.2	57.2%	384,122.4	51.5%
Teachers by Ethnicity:				
African American	111.8	5.7%	41,186.3	11.1%
Hispanic	764.0	39.1%	104,985.0	28.4%
White	1,004.9	51.5%	210,367.3	56.9%
American Indian	6.0	0.3%	1,261.0	0.3%
Asian	42.3	2.2%	6,656.1	1.8%
Pacific Islander	1.0	0.1%	618.8	0.2%
Two or More Races	22.9	1.2%	4,320.9	1.2%
Teachers by Sex:				
Males	475.8	24.4%	88,006.1	23.8%
Females	1,477.2	75.6%	281,389.3	76.2%
Teachers by Highest Degree Held:				
No Degree	33.5	1.7%	4,422.7	1.2%
Bachelors	1,441.3	73.8%	269,818.0	73.0%
Masters	456.1	23.4%	92,432.5	25.0%
Doctorate	22.0	1.1%	2,722.3	0.7%
Teachers by Years of Experience:				
Beginning Teachers	338.4	17.3%	24,880.4	6.7%
1-5 Years Experience	502.8	25.7%	102,753.7	27.8%
6-10 Years Experience	347.3	17.8%	74,854.8	20.3%
11-20 Years Experience	442.4	22.7%	107,653.1	29.1%

Texas Education Agency
2020-21 Staff Information (TAPR)
ECTOR COUNTY ISD (068901) - ECTOR COUNTY

Staff Information	---- District ----		----- State -----	
	Count	Percent	Count	Percent
21-30 Years Experience	241.9	12.4%	47,975.4	13.0%
Over 30 Years Experience	80.2	4.1%	11,278.0	3.1%
Number of Students per Teacher	16.3	n/a	14.5	n/a

Staff Information	District	State
Experience of Campus Leadership:		
Average Years Experience of Principals	5.9	6.4
Average Years Experience of Principals with District	5.2	5.5
Average Years Experience of Assistant Principals	4.6	5.5
Average Years Experience of Assistant Principals with District	3.9	4.8
Average Years Experience of Teachers:		
Average Years Experience of Teachers:	10.5	11.2
Average Years Experience of Teachers with District:	8.2	7.2
Average Teacher Salary by Years of Experience (regular duties only):		
Beginning Teachers	\$52,311	\$50,849
1-5 Years Experience	\$55,837	\$53,288
6-10 Years Experience	\$57,988	\$56,282
11-20 Years Experience	\$61,023	\$59,900
21-30 Years Experience	\$66,350	\$64,637
Over 30 Years Experience	\$70,922	\$69,974
Average Actual Salaries (regular duties only):		
Teachers	\$58,705	\$57,641
Professional Support	\$70,160	\$68,030
Campus Administration (School Leadership)	\$82,875	\$83,424
Central Administration	\$126,004	\$109,662
Instructional Staff Percent:	64.2%	64.6%
Turnover Rate for Teachers:	19.1%	14.3%
Staff Exclusions:		
Shared Services Arrangement Staff:		
Professional Staff	0.0	1,136.9
Educational Aides	0.0	194.8
Auxiliary Staff	0.0	397.5
Contracted Instructional Staff:	0.0	5,731.4

Texas Education Agency
2020-21 Staff Information (TAPR)
ECTOR COUNTY ISD (068901) - ECTOR COUNTY

	----- District -----		----- State -----	
Program Information	Count	Percent	Count	Percent
Teachers by Program (population served):				
Bilingual/ESL Education	317.5	16.3%	22,870.6	6.2%
Career and Technical Education	96.5	4.9%	18,987.7	5.1%
Compensatory Education	93.4	4.8%	10,226.9	2.8%
Gifted and Talented Education	68.2	3.5%	6,558.4	1.8%
Regular Education	1,089.7	55.8%	262,447.1	71.0%
Special Education	212.0	10.9%	34,862.5	9.4%
Other	75.7	3.9%	13,442.2	3.6%

- Indicates there are no students in the group.
- * Indicates results are masked due to small numbers to protect student confidentiality.
- ** When only one student disability or assessment group is masked, then the second smallest student disability or assessment group is masked regardless of size.
- n/a Indicates data reporting is not applicable for this group.
- ? Indicates that the data for this item were statistically improbable or were reported outside a reasonable range.

Link to: [PEIMS Financial Standard Reports 2019-20 Financial Actual Report](#)
 (To open link in a new window, press the "Ctrl" key and click on the link.)



BOND DISCUSSION

The Ector County ISD Board of Trustees will discuss the creation of a potential bond proposal.



INFORMATION ITEMS

- Acknowledgement of Donations
- Amended Administrative Professionals
- Financials
- Purchasing Report
- Routine Personnel Report
- Teacher Certification Waivers

TO: Board of Trustees
 Ector County ISD

FROM: Deborah Ottmers, Chief Financial Officer

SUBJECT: Acknowledgement of Donations
 September thru December 2021

DATE: January 18, 2022



\$ 86,985.06

Donor	Donation Description	Campus/Dept Name		Org #	Value	Total
New Tech Network	Planning, prof development for college success	Odessa	High School	002	\$ 6,000.00	
Aristes Wilson	Prom	Odessa	High School	002	\$ 3,000.00	
Koxiet Isabels Tax Svcs	Prom	Odessa	High School	002	\$ 100.00	
Carassco's Welding Svcs	Prom	Odessa	High School	002	\$ 100.00	
Karitha Pasham	AMA Math registration	Odessa	High School	002	\$ 50.00	
Dr Sai Gundlapalli	AMA Math registration	Odessa	High School	002	\$ 130.00	
Madhavi Gadde	AMA Math registration	Odessa	High School	002	\$ 60.00	
Joanna Ortiz	Prom	Odessa	High School	002	\$ 50.00	
HEB	Life Skills HEB gift cards	Odessa	High School	002	\$ 250.00	
Avery Paz	Theatre Dept	Odessa	High School	002	\$ 30.00	
		Odessa	High School	002		\$ 9,770.00
New Tech Network	Planning, prof development for college success	George HW Bush	New Tech Odessa	011	\$ 6,000.00	
Sewell Ford	Decathalon Team supplies	George HW Bush	New Tech Odessa	011	\$ 500.00	
		George HW Bush	New Tech Odessa	011		\$ 6,500.00
Hays Parents	Kinder cap/gown	Hays	Elementary School	112	\$ 139.00	
		Hays	Elementary School	112		\$ 139.00
Juan Lozaro	Color printer	Milam	Elementary School	116	\$ 1,200.00	
		Milam	Elementary School	116		\$ 1,200.00
Target	Micro market materials	Zavala	Elementary School	123	\$ 200.00	
HEB	Careers & Connectivity Program	Zavala	Elementary School	123	\$ 4,200.00	
HEB	Micro market materials	Zavala	Elementary School	123	\$ 200.00	
		Zavala	Elementary School	123		\$ 4,600.00
Walmart	Reading Garden	Development	Department	705	\$ 4,000.00	
Nonprofit Mgt Center	Volunteer program support	Development	Department	705	\$ 1,000.00	
Education Foundation	Grant Writer salary	Development	Department	705	\$ 12,500.00	
Walmart/Sam's Club	Uniforms/school supplies	Student Asst Svcs	Department	856	\$ 1,000.00	
Education Foundation	Future Teachers of Odessa Dual Credit for OHS and PHS	Career Tech Ed	Department	891	\$ 44,276.06	
Big Brothers/Sisters	100 Years celebrations	Communications	Department	901	\$ 1,000.00	
Education Foundation	100 Years celebrations	Communications	Department	901	\$ 1,000.00	
		Total Departments				\$ 64,776.06

ECTOR COUNTY INDEPENDENT SCHOOL DISTRICT
Odessa, Texas

MEMORANDUM

TO: Dr. Scott Muri, Superintendent of Schools
FROM: Staci Ashley, Executive Director of Human Resources
RE: Amended Administrative Professional
DATE: January 18, 2022

AMENDED ADMINISTRATIVE PROFESSIONAL

POSITION/GROUP	DUTIES PERFORMED/DAYS	STIPEND/PAY GRADE
DATA FELLOW	227	PG2

GENERAL FUND YTD BUDGET REPORT
OCTOBER 31, 2021

FOR 2022 04

	ORIGINAL APPROP	TRANFRS/ ADJSTMTS	REVISED BUDGET	YTD ACTUAL	ENCUMBRANCES	AVAILABLE BUDGET	PCT USE/COL
199 GENERAL FUND							
00 GENERAL LEDGER AND REVENUE	-314,005,610	10,000,000	-304,005,610	-49,729,722.44	.00	254,275,887.56	16.4%
11 INSTRUCTION	188,222,263	900,666	189,122,929	46,086,390.67	111,664,968.30	31,371,570.03	83.4%
12 INSTRUCTIONAL RES & MEDIA SERV	2,334,270	175,000	2,509,270	538,766.92	1,370,241.37	600,261.71	76.1%
13 CURRICULUM & STAFF DEVELOPMENT	6,192,063	5,691	6,197,754	1,823,455.05	2,778,098.87	1,596,200.08	74.2%
21 INSTRUCTIONAL LEADERSHIP	6,572,561	120,000	6,692,561	2,098,876.90	3,787,847.32	805,836.78	88.0%
23 SCHOOL LEADERSHIP	21,706,538	0	21,706,538	6,598,252.62	12,340,464.43	2,767,820.95	87.2%
31 GUID, COUNS & EVALUATION SERVS	13,441,605	0	13,441,605	3,557,324.68	7,752,280.74	2,131,999.58	84.1%
32 SOCIAL WORK SERVICES	1,339,176	75,000	1,414,176	571,103.08	788,929.47	54,143.45	96.2%
33 HEALTH SERVICES	2,935,834	125,000	3,060,834	718,568.93	1,899,090.74	443,174.33	85.5%
34 STUDENT TRANSPORTATION	7,746,553	1,567,500	9,314,053	1,878,494.81	5,415,588.26	2,019,969.93	78.3%
35 FOOD SERVICE	0	45,000	45,000	2,061.73	.00	42,938.27	4.6%
36 CO/EXTRACURRICULAR ACTIVITIES	7,420,234	54,025	7,474,259	1,878,558.69	2,125,157.91	3,470,542.40	53.6%
41 GENERAL ADMINISTRATION	9,503,593	465,000	9,968,593	3,020,023.93	4,746,229.07	2,202,340.00	77.9%
51 FACILITIES MAINT & OPERATIONS	30,021,389	17,598,197	47,619,586	16,534,854.11	19,935,023.11	11,149,708.78	76.6%
52 SECURITY & MONITORING SERVICES	2,545,870	355,000	2,900,870	1,109,305.59	1,508,578.78	282,985.63	90.2%
53 DATA PROCESSING SERVICES	10,577,409	-234,000	10,343,409	4,140,878.01	3,784,884.08	2,417,646.91	76.6%
61 COMMUNITY SERVICES	1,477,002	85,000	1,562,002	415,521.83	872,505.93	273,974.24	82.5%
81 FACILITIES ACQUISITION & CONST	0	520,000	520,000	482,190.00	36,650.00	1,160.00	99.8%
99 INTERGOVERNMENTAL CHARGES	1,969,250	0	1,969,250	464,985.75	1,504,264.25	.00	100.0%
TOTAL GENERAL FUND	0	31,857,079	31,857,079	42,189,890.86	182,310,802.63	192,643,614.49	704.7%
TOTAL REVENUES	-314,555,610	10,000,000	-304,555,610	-49,729,722.44	.00	254,825,887.56	
TOTAL EXPENSES	314,555,610	21,857,079	336,412,689	91,919,613.30	182,310,802.63	62,182,273.07	
GRAND TOTAL	0	31,857,079	31,857,079	42,189,890.86	182,310,802.63	192,643,614.49	704.7%

127

** END OF REPORT - Generated by BAUMANN, DUSTY **

SCHOOL NUTRITION FUND YTD BUDGET REPORT
 OCTOBER 31, 2021

FOR 2022 04

	ORIGINAL APPROP	TRANFRS/ ADJSTMTS	REVISED BUDGET	YTD ACTUAL	ENCUMBRANCES	AVAILABLE BUDGET	PCT USE/COL
240 SCHOOL NUTRITION							
00 GENERAL LEDGER AND REVENUE	-18,705,494	0	-18,705,494	-7,515,176.89	.00	-11,190,317.11	40.2%
35 FOOD SERVICE	18,268,355	0	18,268,355	4,757,643.49	3,838,682.20	9,672,029.31	47.1%
51 FACILITIES MAINT & OPERATIONS	437,139	0	437,139	45,395.73	84,977.16	306,766.11	29.8%
TOTAL SCHOOL NUTRITION	0	0	0	-2,712,137.67	3,923,659.36	-1,211,521.69	100.0%
TOTAL REVENUES	-18,705,494	0	-18,705,494	-7,515,176.89	.00	-11,190,317.11	
TOTAL EXPENSES	18,705,494	0	18,705,494	4,803,039.22	3,923,659.36	9,978,795.42	
GRAND TOTAL	0	0	0	-2,712,137.67	3,923,659.36	-1,211,521.69	100.0%

** END OF REPORT - Generated by BAUMANN, DUSTY **

DEBT SERVICE FUND YTD BUDGET REPORT
 OCTOBER 31, 2021

FOR 2022 04

	ORIGINAL APPROP	TRANFRS/ ADJSTMTS	REVISED BUDGET	YTD ACTUAL	ENCUMBRANCES	AVAILABLE BUDGET	PCT USE/COL
599 DEBT SERVICE FUND							
00 GENERAL LEDGER AND REVENUE	-19,250,666	0	-19,250,666	-561,066.82	.00	-18,689,599.18	2.9%
71 DEBT SERVICE	19,250,666	0	19,250,666	10,933,470.13	8,310,695.87	6,500.00	100.0%
TOTAL DEBT SERVICE FUND	0	0	0	10,372,403.31	8,310,695.87	-18,683,099.18	100.0%
TOTAL REVENUES	-19,250,666	0	-19,250,666	-561,066.82	.00	-18,689,599.18	
TOTAL EXPENSES	19,250,666	0	19,250,666	10,933,470.13	8,310,695.87	6,500.00	
GRAND TOTAL	0	0	0	10,372,403.31	8,310,695.87	-18,683,099.18	100.0%

** END OF REPORT - Generated by BAUMANN, DUSTY **


ECISD Over \$50,000 Report for December 2021

PO#	PO Date	Vendor Name	Order Amount	General Comments	Approval Process	1st GL Account	Department	Requestor
22007265	12/16/2021	VIZOCOM ICT LLC	\$ 1,183,875.00	Medify Air Purifier MA-50 & Replacement Filters	Approved TIPS Coop #200901	199-51-6398-10-965-99	District Operations	Brandon Reyes
22007048	12/13/2021	L WALLACE CONSTRUCTION CO., INC.	\$ 882,686.90	Replacement PO#21013338 for Ratliff Stadium (2017 Insurance Roof Removal and Replacement Remaining)	Board Approved RFP #21-12SI	199-51-6316-17-905-99	District Operations	Diana Ornelas
22007009	12/10/2021	L WALLACE CONSTRUCTION CO., INC.	\$ 872,214.03	PHS Pay App #5 - Ratliff Stadium (2017 Insurance Roof Removal and Replacement Remaining)	Board Approved Bid #21-13SI	475-51-6316-17-003-99-47522	District Operations	Diana Ornelas
22006844	12/07/2021	STRONGMIND INC	\$ 385,000.00	Long-term-Virtual Acad for district study - Digital K-12th grade	Board Approved Bid #22-02	282-11-6299-00-851-24-28222	Curriculum & Instruction	Sheila Pruitt
22007245	12/15/2021	INTERNATIONAL ASSURANCE	\$ 363,555.36	Long-term PO for District Stop Loss Insurance	Board Approved RFP #22-06	772-41-6429-06-000-99	Benefits/Risk Management	Maria Melendez
22007007	12/10/2021	ODESSA COLLEGE	\$ 250,000.00	Long-term PO for MOU QITH Odessa College	Interlocal Agreement	199-11-6229-00-014-11	OC Tech Early College HS	Kisa Lee
22007153	12/14/2021	TRANE U.S. INC.	\$ 211,991.00	SAN JACINTO REPLACEMENT HVAC UNITS	Approved US Communities Coop #15-JLP-023	199-51-6639-00-121-99	Maintenance Services	Kent Clark
22006998	12/10/2021	AIR TUTORS LLC	\$ 208,962.00	Air Tutors-TEA Vetted Texas Core List-High Impact	Board Approved October 2021	282-11-6299-46-851-30-28222	Curriculum & Instruction	Margarita Brooker
22007149	12/14/2021	TRANE U.S. INC.	\$ 207,510.00	BLANTON REPLACEMENT HVAC UNITS	Approved US Communities Coop #15-JLP-023	199-51-6639-00-125-99	Maintenance Services	Kent Clark
22007268	12/17/2021	HOUGHTON MIFFLIN HARCOURT PUBLISHING CO	\$ 201,390.00	HMH-Go Math TX 6-8 Textbooks	Approved BuyBoard Coop #573-18	282-11-6396-00-851-24-28222	Curriculum & Instruction	Sheila Pruitt
22007152	12/14/2021	TRANE U.S. INC.	\$ 196,973.00	BURLESON REPLACEMENT HVAC UNITS	Approved US Communities Coop #15-JLP-023	199-51-6639-00-103-99	Maintenance Services	Kent Clark
22006767	12/06/2021	COMMUNITIES IN SCHOOLS OF THE PERMIAN BASIN INC	\$ 175,000.00	Replacement PO #21001919 Communities in Schools 20-21 Invoice	Interlocal Agreement	199-32-6299-00-002-24	Federal & State Programs	Mackenzie Weatherford
22007254	12/16/2021	SEWCO INC DBA OFFICEWISE FURNITURE & SUPPLY	\$ 96,398.50	GRANT CLASSROOM FURNITURE	Approved Pace Coop #P00154	211-11-6398-00-045-11-29622	Wilson & Young MS	Cristina Dominguez
22007179	12/14/2021	TEXAS TECH HEALTH SCIENCES CTR	\$ 90,000.00	Texas Tech Research Partnership	Board Approved Bid #22-03	282-31-6299-00-852-24-28222	Assessment, Research, Program Review	Mackenzie Weatherford
22007174	12/14/2021	LINDE GAS & EQUIPMENT INC	\$ 76,629.00	MultiProcess Machine 300C-Welding Labs	Board Approved Bid #19-21	244-11-6397-01-698-22-24422 244-11-6397-01-698-22-24422	Advanced Technical Center	Jessica Marchaia
22007183	12/14/2021	LONE STAR LEARNING	\$ 56,520.00	TEKS Math Digital Bulletin Board K-5	Approved Region 18 Coop	282-11-6248-00-851-30-28222	Curriculum & Instruction	Sheila Pruitt
22007238	12/15/2021	ARAMARK UNIFORM & CAREER APPAREL GROUP INC.	\$ 50,000.00	Long-Term PO for Apparel & Facility Items Svc	Board Approved RFP#22-07SN	240-35-6299-00-974-9	Food Services	Elias Jimenez

ECTOR COUNTY INDEPENDENT SCHOOL DISTRICT
Odessa, Texas

MEMORANDUM

TO: Dr. Scott Muri, Superintendent of Schools

FROM: Staci Ashley, Executive Director of Human Resources 

RE: Routine Personnel Report for December 2021

DATE: 12/31/2021

Elementary Level Recommendations

NAME	JOB CLASS	CAMPUS	EFFECTIVE DATE
NONE			

Secondary Level Recommendations

NAME	JOB CLASS	CAMPUS	EFFECTIVE DATE
KELLI GREENWOOD	SCIENCE	ECTOR MIDDLE SCHOOL	12/1/2021
MICHAEL GARZA	ART OF THINKING	ECTOR MIDDLE SCHOOL	12/1/2021
HOLLY MCELYEA	ENGLISH LANGUAGE AND READING	ECTOR MIDDLE SCHOOL	12/13/2021
BRI'AN WASHINGTON	PE-COACH	BONHAM MIDDLE SCHOOL	12/1/2021

Administrative Level Recommendations

NAME	JOB CLASS	CAMPUS/DEPARTMENT	EFFECTIVE DATE
NONE			

Elementary Level Resignations

NAME	JOB CLASS	CAMPUS	EFFECTIVE DATE
PENNY ARNOLD	FIFTH GRADE (REG)	BURNET ELEMENTARY	12/17/2021
BIANCA PORRAS	THIRD GRADE (REG)	IRELAND ELEMENTARY	12/17/2021
CHARLES WESTBROOK	PE-COACH	BURLESON ELEMENTARY	12/8/2021
SARA JIMENEZ CUEVAS	BILINGUAL FOURTH-FIFTH	G.P ALAMO ELEMENTARY	12/9/2021
MARIA PENA	FIRST-BILINGUAL	CAVAZOS ELEM SCHOOL	12/17/2021
ASHLEY RODRIGUEZ	PRE-K (REG)	IRELAND ELEM SCHOOL	12/13/2021

Secondary Level Resignations

NAME	JOB CLASS	CAMPUS	EFFECTIVE DATE
BRITANEE CHAVEZ	ENGLISH	PERMIAN HIGH SCHOOL	12/17/2021
CHERYL HINESLY	ENGLISH LANGUAGE AND READING	BOWIE MIDDLE SCHOOL	12/17/2021
RAY NUNEZ	TEEN LEADERSHIP	ALTERNITIVE CENTER	12/17/2021
ARCHIE GLASPELL	SCIENCE	PERMIAN HIGH SCHOOL	12/17/2021
FERNANDO IZQUIERDO	SPANISH	ATC	12/17/2021
ALYSSA GUERRA	CHOIR DIRECTOR MIDDLE SCHOOL	WILSON & YOUNG MIDDLE SCHOOL	12/17/2021
DARRELL WARD	SOCIAL STUDIES	PERMIAN HIGH SCHOOL	12/17/2021
DEBORAH JOHNSON	MATH	BOWIE MIDDLE SCHOOL	12/17/2021
JOHN MAYO	BAND DIRECTOR HS	ODESSA HIGH SCHOOL	12/17/2021
CYNTHIA MCKEEHAN	ENGLISH	PERMIAN HIGH SCHOOL	12/17/2021

Administrative Level Resignations

NAME	JOB CLASS	CAMPUS/DEPARTMENT	EFFECTIVE DATE
SANDRA BRADFORD	COUNSLR-HIGH SCHOOL	PERMIAN HIGH SCHOOL	12/17/2021
CHRISTINE CUELLAR	COUNSLR-SEC-REG	WILSON & YOUNG MIDDLE SCHOOL	12/17/2021
TYRA WILLIAMS	ASST PRIN, ELEM	CAVAZOS ELEM SCHOOL	12/17/2021

ECTOR COUNTY INDEPENDENT SCHOOL DISTRICT
Odessa, Texas

MEMORANDUM

TO: Dr. Scott Muri, Superintendent of Schools
FROM: Staci Ashley, Executive Director of Human Resources
RE: Certification Waivers for January 2022
DATE: 1/18/2022

Certification Waivers

NAME	JOB CLASS	CAMPUS
VIVIANA RIVERA	MATH	BOWIE MIDDLE SCHOOL
YANCEY SOUTHARD	MATH	NIMITZ MIDDLE SCHOOL