

ROCK ISLAND-MILAN SCHOOL DISTRICT NO. 41



BOARD OF EDUCATION REGULAR MEETING

THURGOOD MARSHALL LEARNING CENTER
600 11TH AVENUE
ROCK ISLAND, ILLINOIS 61201

TUESDAY, SEPTEMBER 24, 2024

6:00 PM

Below is the link to the School Board Meeting:

<https://meet.google.com/fzb-nmks-pmq>

I. Preliminary

- A. Call to Order and Roll Call
- B. Pledge of Allegiance
- C. Approval of Board of Education Minutes

It is recommended that the Board of Education approve the minutes of the regular meeting as well as the executive session minutes, to remain confidential, of September 10, 2024.

- D. Approval of Additions and / or Deletions
- E. Approval of Agenda

II. Special Items

A. Public Hearing for the 2024 - 25 School Year Budget...Hearing

The Board of Education will conduct a public hearing on the 2024 - 25 Budget.

- 1. Roll call
- 2. Budget presentation
- 3. Meeting open to the public
- 4. Close the hearing

B. Thurgood Marshall Learning Center Presentation, Anthony Ragona, Principal.

III. Reports

- A. Board Members
- B. Superintendent
- C. RIEA President

IV. Communications

A. Requests from person wishing to speak on certain agenda items will be called upon at the appropriate time.

B. Citizens wishing to address the Board of Education on items not on the agenda. Comments should be limited to three (3) minutes. *(Matters regarding specific employees or students are of a confidential nature and will not be heard in open session.)*

V. Committee of the Whole

Literacy, Numeracy and Accelerated Learning

A. Scott Vance, Assistant Superintendent, Teaching and Learning, will lead a discussion on Literacy, Numeracy, and Accelerated Learning.

VI. Action of Routine Matters

A. Nomination for Future Agenda Items

B. Blanket Motion

Opportunity will be given for the selection of items that need no discussion to be approved at the appropriate time on the agenda. The following items are recommended for the Blanket Motion:

1. Contracts (a - d)...Action

a. Google Workspace for Education Plus Renewal...Action

It is recommended that the RIMSD #41 Board of Education approve the renewal of Google Workspace for Education Plus, from CDW Government LLC, 200 N. Milwaukee Avenue, Vernon Hills, IL, in the amount of \$27,873.00. This amount will be funded by the Technology Department budget and valid from October 1st, 2024, through September 30th, 2025.

b. Asbestos Abatement Bid...Action

It is recommended that the Board of Education award the contract for Partial Tunnel Asbestos Abatement at the Rock Island High School to NES Environmental, 195 Industry Avenue, Frankfort, IL 60423, in the amount of \$32,620.00.

c. CMS Controls....Action

It is recommended that the Board of Education approve the quote for Performance Services for VAV box replacement over the fall intermission for the Rock Island Center for Math and Science in the amount of \$75,837.00

d. Cooperative Purchasing Agreement...Action

It is recommended that the Board of Education Approve the Cooperative Purchasing Agreement with PACE.

2. Bills for Payment...Action

It is recommended that the Board of Education authorize bills for payment dated September 13, 2024 in the amount of \$4,716,281.65.

3. Certified Support Coach...Action

It is recommended that the Board of Education approve Cassandra Salas Mikato and Aimee Neece as certified coaches for the 2024 - 25 school year.

4. Certified Appointments...Action

It is recommended that the Board of Education approve the following certified appointment for the 2024 - 25 school year: Anna Schultz, Keith Hamby, Aubrey Barnes, Terri Proksch, Johnnie Woods, Hannah Moore, Mary Stefanski, Amie

Rogers, Maxine Watras, Moushumi Kundu, Karla Brincks, Olivia Bowman, and Ernest Bea.

5. Non-Certified Appointment....Action

It is recommended that the Board of Education approve the following Non-Certified appointment for the 2024-25 school year:

Nina Williams, Brittney Hart, Britney Worley, Teresa Govain Pulliam, Erika Martinez, Lashun Upton, Dorothy Cotton, Candace Whicker, and Kristin Vanskike.

6. Certified Retirements...Actions

It is recommended that the Board of Education accept the following retirements upon the completion of the 2024 - 25 school year:

Margaret Lake-Keller, SpEd Teacher/Thomas Jeffereson with 19 years of continuous service.

Cynthia Arkebauer, Third Grade Teacher/Eugene Field with 30 years of continuous service.

Karen Neder, Speech Pathologist with 25 years of continuous service.

7. Non-Certified Resignation...Action

It is recommended that the Board of Education accept the following non-certified resignations of Paula Garcia with three (3) years of service and Melanie Durbin with less than one (1) year of service during the 2024 - 25 school year.

VII. Operations

A. Freedom of Information Act Requests (FOIA)

The District received a freedom of information act (FOIA) request and responded within the five day time to Mr. Shari Reid. Mr. Reid requested general purchasing records from June 10, 2024 through the current request date of September 11, 2024.

VIII. Business/Finance

A. 2024 - 25 Budget...Action

It is recommended that the Board of Education adopt the budget for the 2024 - 25 school year.

IX. Personnel

A. Illinois Municipal Retirement Fund (IMRF) Salary Compensation Report...Information

Dr. Sharon Williams, Superintendent, will present the 2023 - 2024 Illinois Municipal Retirement Fund (IMRF) Salary Compensation Report and the Administrator and Teacher Salary and Benefit Report, SY24.

B. Director of Operations....Action

It is recommended that the Board of Education approve Mr. Joshua Becker as Director of Operations for the 2024 - 2025 school year at the salary of \$102,505.

C. Assistant Superintendent of Human Resources...Action

It is recommended that the Board of Education approve Dr. Dominique Moore as

Assistant Superintendent of Human Resources for the 2024 - 25 school year at the salary of \$146,767 (Level 2, Step 2 based on 2024 - 25 salary scale.

X. Executive Session

It is recommended that the Board of Education move to executive session to discuss the appointment, employment, compensation, discipline, performance, or dismissal of specific employees of the public body, including hearing testimony on a complaint lodged against an employee of the public body or against legal counsel for the public body to determine its validity. 5 ILCS 120/2(c) (1). Collective negotiating matters between the public body and its employees or their representatives, or deliberations concerning salary schedules for one or more classes of employees. 5 ILCS 120/2(c) (2).

XI. Adjournment

**Rock Island – Milan School District
#41
Board of Education Meeting
September 24, 2024**

Sharon Williams, Ed. D.
Superintendent of Schools



2024 - 2025 Budget Hearing

Dr. Sharon Williams, Superintendent
Dr. Jay Cunneen, C and H Consultants



Timeline for Budget Action

July 23, 2024 Board Meeting - District leadership shares the draft tentative budget.

August 13, 2024 Board Meeting - The Board of Education receives the **tentative** budget as an informational item.


*The tentative budget will be posted on the district website from **August 14, 2024 until September 24, 2024**. The district publishes that the budget is available for review on the district website and may be obtained from the superintendent's office. There will be a public hearing on **September 24, 2024**.*

September 24, 2024 - The Board of Education holds a public hearing on the budget and votes on the 2024 - 2025 budget.



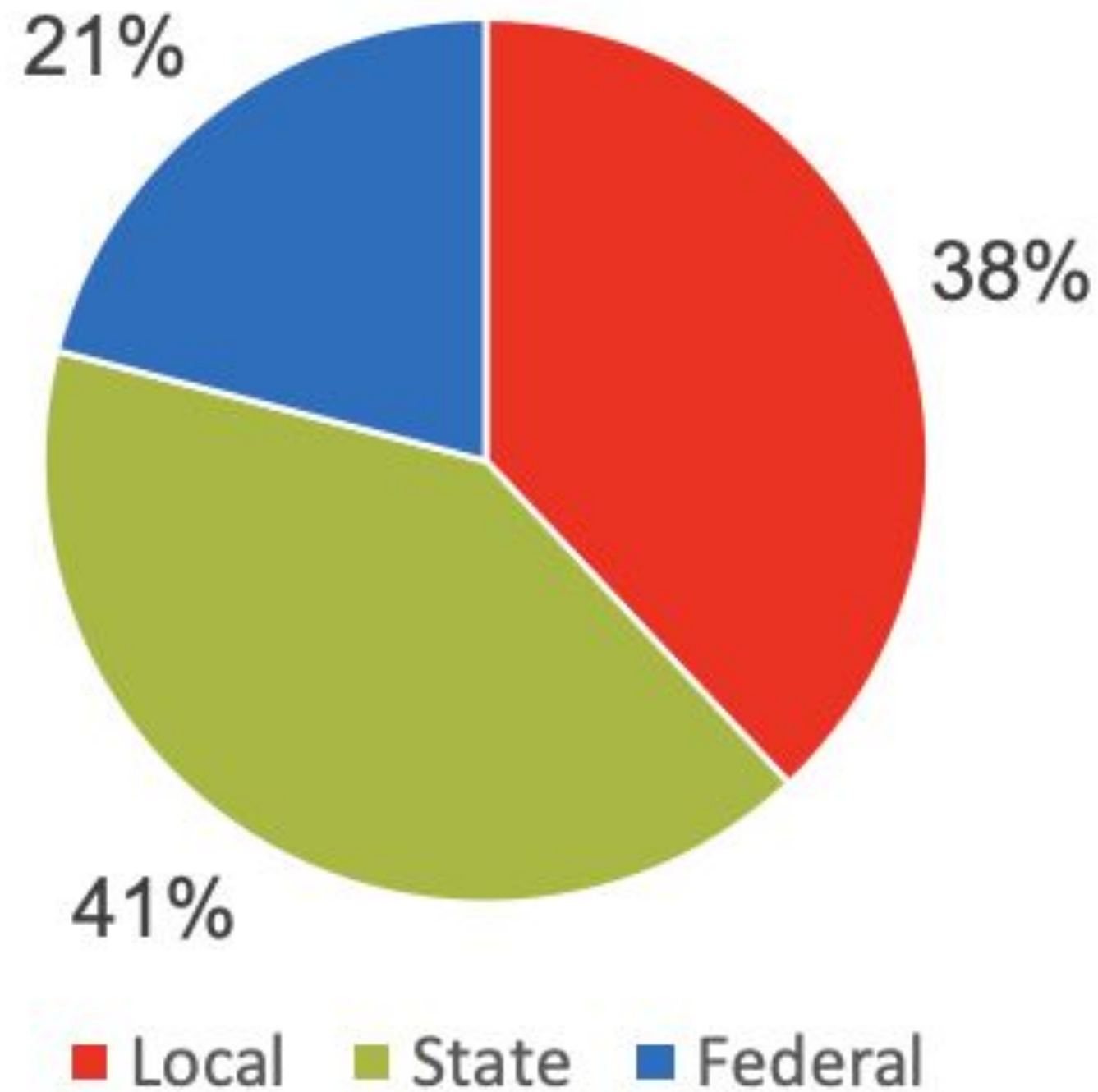
2024 - 2025 Budget Summary

Fund	Unaudited Balance July 1, 2024	Revenues	Expenditures	Projected Ending Fund Balance June 30, 2025
(10) Educational	\$35,325,222	\$85,553,970	\$85,074,411	\$35,804,781
(20) Operations and Maintenance	\$7,098,914	\$7,543,265	\$6,846,902	\$7,795,277
(30) Debt Service	\$2,162,890	\$5,964,865	\$5,829,431	\$2,298,324
(40) Transportation	\$4,072,792	\$2,179,732	\$1,863,396	\$4,389,128
(50) Municipal Retirement/ Social Security	\$2,219,807	\$3,705,892	\$2,334,592	\$3,591,107
(60) Capital Projects	\$8,440,767	\$3,398,307	\$3,000,000	\$8,839,074
(70) Working Cash	\$2,316,973	\$360,521	0	\$2,677,494
(80) Tort	\$1,315,614	\$1,514,479	\$1,386,678	\$1,443,415
(90) Fire Prevention & Safety	\$178,969	\$2,786	0	\$181,755
Totals	\$63,131,948	\$110,223,817	\$106,335,410	\$67,020,355



Where do our revenues come from?

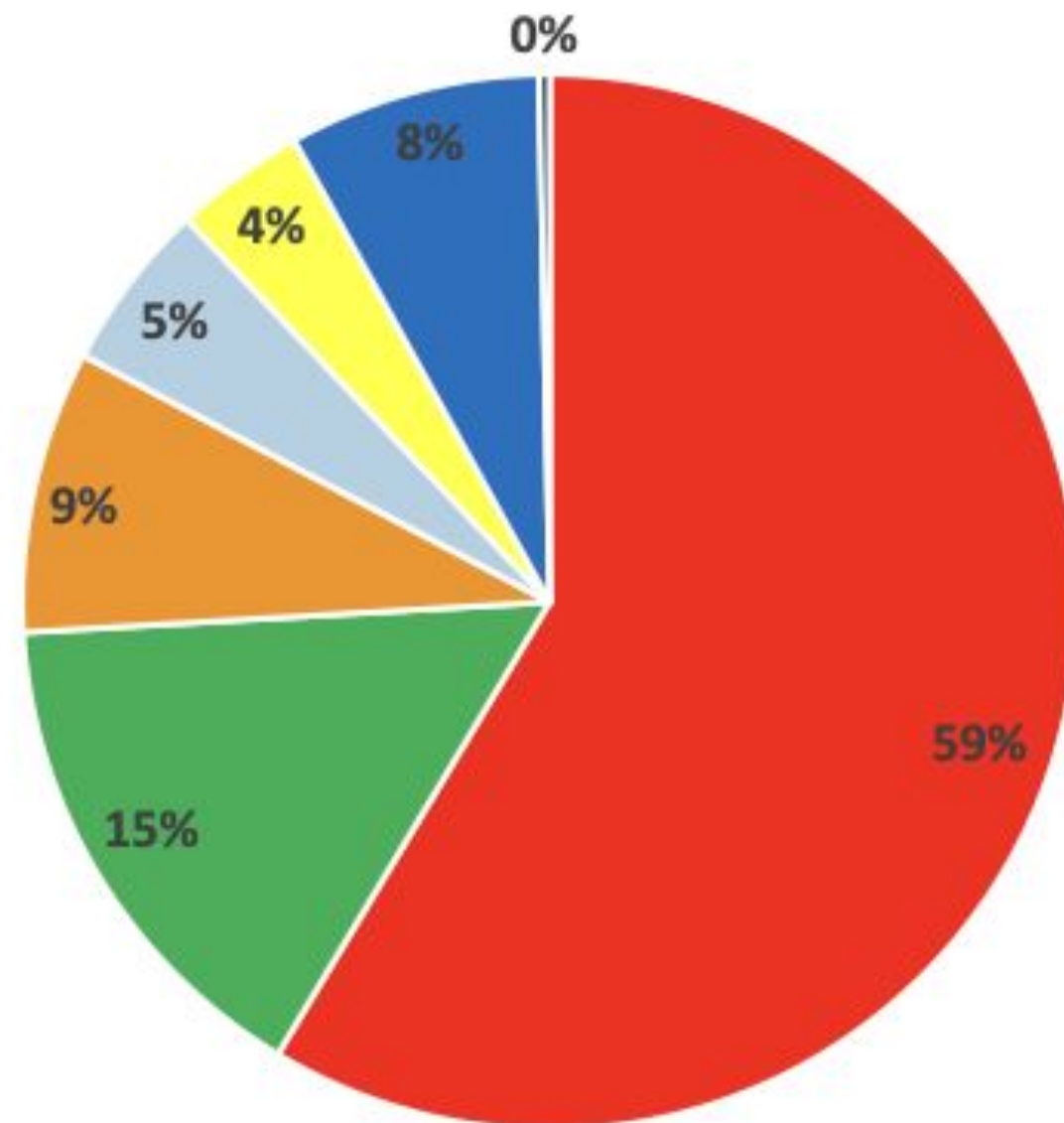
RIMSD #41
Revenue Sources
2024 - 2025



How do we spend our funds?

RIMSD #41
Expenditures
2024 - 2025

- Salaries
- Supplies and Materials
- Non-Capitalized Equipment
- Benefits
- Capital Outlay
- Purchased Services
- Other Objects





District Type:

- School District
- Joint Agreement

ILLINOIS STATE BOARD OF EDUCATION
School Business Services Division

SCHOOL DISTRICT/JOINT AGREEMENT BUDGET FORM *
July 1, 2024 - June 30, 2025

Accounting Basis:

- Cash
- Accrual

Balanced budget; no Deficit Reduction Plan is required.

Is this an amended budget? No

Date of Amended Budget: _____
(MM/DD/YY)

District Name: Rock Island SD 41

District RCDT No: 49081041025

If your FY2024 AFR states that you need to do a deficit reduction plan and your FY2025 budget is balanced, please state the measures you took to have your budget become balanced. (Bckgrnd-Assumpt 25-26)

Budget of Rock Island SD 41, County of Rock Island, State of Illinois, for the Fiscal Year beginning July 1, 2024 and ending June 30, 2025.

WHEREAS the Board of Education of Rock Island SD 41, County of Rock Island, State of Illinois, caused to be prepared in tentative form a budget, and the Secretary of this Board has made the same conveniently available to public inspection for at least thirty days prior to final action thereon;

AND WHEREAS a public hearing was held as to such budget on the 24 day of September, 2024, notice of said hearing was given at least thirty days prior thereto as required by law, and all other legal requirements have been complied with;

NOW, THEREFORE, Be it resolved by the Board of Education of said district as follows:

Section 1: That the fiscal year of this school district be and the same hereby is fixed and declared to be beginning July 1, 2024 and ending June 30, 2025.

Section 2: That the following budget containing an estimate of amounts available in each Fund, separately, and expenditures from each be and the same is hereby adopted as the budget of this school district for said fiscal year.

ADOPTION OF BUDGET

The budget shall be approved and signed below by members of the School Board. Adopted this 24 day of September, 2024 by a roll call vote of _____ Yeas, and _____ Nays, to wit:

** MEMBERS VOTING YEA:	** MEMBERS VOTING NAY:

* Based on the 23 Illinois Administrative Code-Part 100 and inconformity with Section 17-1 of the School Code.
 ** Type in the members who voted "YEA" nor "NAY". Actual school board member signatures are not required for electronic submission.
 (1) A certified copy of this document must be filed with the county clerk within 30 days of adoption as required by Section 18-50 of the Property Tax Code (35 ILCS 200/18-50).
 (2) Districts are required to submit the adopted/amended budget electronically to ISBE within 30 days of adoption or by October 30, whichever comes first. Budgets are submitted through IWAS: <https://apps.isbe.net/iwas/asp/login.asp?js=true>
Please type the member signatures before submitting to ISBE. We do not accept PDF copies.

	A	B	C	D	E	F	G	H	I	J	K	L
1	<i>Begin entering data on EstRev 6-11 and EstExp 12-20 tabs.</i>		(10)	(20)	(30)	(40)	(50)	(60)	(70)	(80)	(90)	
2	Description: Enter Whole Numbers Only	Acct #	Educational	Operations & Maintenance	Debt Service	Transportation	Municipal Retirement/ Social Security	Capital Projects	Working Cash	Tort	Fire Prevention & Safety	
3	ESTIMATED BEGINNING FUND BALANCE (without Student Activity Funds) ¹ as of July 1, 2024		35,325,222	7,098,914	2,162,890	4,072,782	2,219,807	8,440,767	2,316,973	1,315,614	178,969	
4	RECEIPTS/REVENUES (without Student Activity Funds)											
5	LOCAL SOURCES	1000	32,774,263	5,738,265	5,964,865	1,515,113	3,705,892	2,667,616	360,521	1,514,479	2,786	
6	FLOW-THROUGH RECEIPTS/REVENUES FROM ONE DISTRICT TO ANOTHER DISTRICT	2000										
7	STATE SOURCES	3000	35,307,578	1,805,000	0	664,619	0	50,000	0	0	0	
8	FEDERAL SOURCES	4000	17,472,129	0	0	0	0	680,691	0	0	0	
9	Total Direct Receipts/Revenues ⁸		85,553,970	7,543,265	5,964,865	2,179,732	3,705,892	3,398,307	360,521	1,514,479	2,786	
10	Receipts/Revenues for "On Behalf" Payments ²	3998										
11	Total Receipts/Revenues		85,553,970	7,543,265	5,964,865	2,179,732	3,705,892	3,398,307	360,521	1,514,479	2,786	
12	DISBURSEMENTS/EXPENDITURES (without Student Activity Funds)											
13	INSTRUCTION	1000	54,747,607				997,155			0		
14	SUPPORT SERVICES	2000	23,086,513	6,846,902		1,863,396	1,333,701	3,000,000		1,386,678	0	
15	COMMUNITY SERVICES	3000	4,544,645	0		0	3,736			0		
16	PAYMENTS TO OTHER DISTRICTS & GOVT UNITS	4000	2,695,646	0	0	0	0	0		0	0	
17	DEBT SERVICES	5000	0	0	5,829,431	0	0			0	0	
18	PROVISION FOR CONTINGENCIES	6000	0	0	0	0	0	0		0	0	
19	Total Direct Disbursements/Expenditures ⁹		85,074,411	6,846,902	5,829,431	1,863,396	2,334,592	3,000,000		1,386,678	0	
20	Disbursements/Expenditures for "On Behalf" Payments ²	4180	0	0	0	0	0	0		0	0	
21	Total Disbursements/Expenditures		85,074,411	6,846,902	5,829,431	1,863,396	2,334,592	3,000,000		1,386,678	0	
22	Excess of Direct Receipts/Revenues Over (Under) Direct Disbursements/Expenditures		479,559	696,363	135,434	316,336	1,371,300	398,307	360,521	127,801	2,786	
23	OTHER SOURCES/USES OF FUNDS											
24	OTHER SOURCES OF FUNDS (7000)											
25	PERMANENT TRANSFER FROM VARIOUS FUNDS											
26	Abolishment the Working Cash Fund ¹⁶	7110										
27	Abatement of the Working Cash Fund ¹⁶	7110										
28	Transfer of Working Cash Fund Interest	7120										
29	Transfer Among Funds	7130										
30	Transfer of Interest	7140										
31	Transfer from Capital Projects Fund to O&M Fund	7150		0								
32	Transfer of Excess Fire Prev & Safety Tax & Interest ³ Proceeds to O&M Fund	7160		0								
33	Transfer of Excess Accumulated Fire Prev & Safety Bond and Int ^{3a} Proceeds to Debt Service Fund	7170			0							
34	SALE OF BONDS (7200)											
35	Principal on Bonds Sold ⁴	7210										
36	Premium on Bonds Sold	7220										
37	Accrued Interest on Bonds Sold	7230										
38	Sale or Compensation for Fixed Assets ⁵	7300										
39	Transfer to Debt Service to Pay Principal on GASB 87 Leases	7400			0							
40	Transfer to Debt Service to Pay Interest on GASB 87 Leases	7500			0							
41	Transfer to Debt Service Fund to Pay Principal on Revenue Bonds	7600			0							
42	Transfer to Debt Service Fund to Pay Interest on Revenue Bonds	7700			0							
43	Transfer to Capital Projects Fund	7800						0				
44	ISBE Loan Proceeds	7900										
45	Other Sources Not Classified Elsewhere	7990										
46	Total Other Sources of Funds ⁸		0	0	0	0	0	0	0	0	0	

	A	B	C	D	E	F	G	H	I	J	K	L
1	Begin entering data on EstRev 6-11 and EstExp 12-20 tabs.		(10)	(20)	(30)	(40)	(50)	(60)	(70)	(80)	(90)	
2	Description: Enter Whole Numbers Only	Acct #	Educational	Operations & Maintenance	Debt Service	Transportation	Municipal Retirement/ Social Security	Capital Projects	Working Cash	Tort	Fire Prevention & Safety	
47	OTHER USES OF FUNDS (8000)											
49	TRANSFER TO VARIOUS OTHER FUNDS (8100)											
50	Abolishment or Abatement of the Working Cash Fund ¹⁶	8110							0			
51	Transfer of Working Cash Fund Interest	8120							0			
52	Transfer Among Funds	8130										
53	Transfer of Interest ⁶	8140										
54	Transfer from Capital Projects Fund to O&M Fund	8150										
55	Transfer of Excess Fire Prev & Safety Tax & Interest ³ Proceeds to O&M Fund	8160										
56	Transfer of Excess Accumulated Fire Prev & Safety Bond ^{3a} and Int Proceeds to Debt Service Fund	8170										
57	Taxes Pledged to Pay Principal on GASB 87 Leases	8410										
58	Grants/Reimbursements Pledged to Pay Principal on GASB 87 Leases	8420										
59	Other Revenues Pledged to Pay Principal on GASB 87 Leases	8430										
60	Fund Balance Transfers Pledged to Pay Principal on GASB 87 Leases	8440										
61	Taxes Pledged to Pay Interest on GASB 87 Leases	8510										
62	Grants/Reimbursements Pledged to Pay Interest on GASB 87 Leases	8520										
63	Other Revenues Pledged to Pay Interest on GASB 87 Leases	8530										
64	Fund Balance Transfers Pledged to Pay Interest on GASB 87 Leases	8540										
65	Taxes Pledged to Pay Principal on Revenue Bonds	8610										
66	Grants/Reimbursements Pledged to Pay Principal on Revenue Bonds	8620										
67	Other Revenues Pledged to Pay Principal on Revenue Bonds	8630										
68	Fund Balance Transfers Pledged to Pay Principal on Revenue Bonds	8640										
69	Taxes Pledged to Pay Interest on Revenue Bonds	8710										
70	Grants/Reimbursements Pledged to Pay Interest on Revenue Bonds	8720										
71	Other Revenues Pledged to Pay Interest on Revenue Bonds	8730										
72	Fund Balance Transfers Pledged to Pay Interest on Revenue Bonds	8740										
73	Taxes Transferred to Pay for Capital Projects	8810										
74	Grants/Reimbursements Pledged to Pay for Capital Projects	8820										
75	Other Revenues Pledged to Pay for Capital Projects	8830										
76	Fund Balance Transfers Pledged to Pay for Capital Projects	8840										
77	Transfer to Debt Service Fund to Pay Principal on ISBE Loans	8910										
78	Other Uses Not Classified Elsewhere	8990										
79	Total Other Uses of Funds⁹		0	0	0	0	0	0	0	0	0	0
80	Total Other Sources/Uses of Fund		0	0	0	0	0	0	0	0	0	0
81	ESTIMATED ENDING FUND BALANCE (without Student Activity Funds) as of June 30, 2025		35,804,781	7,795,277	2,298,324	4,389,118	3,591,107	8,839,074	2,677,494	1,443,415	181,755	
82												
83	Student Activity (Fund 11) ESTIMATED BEGINNING FUND BALANCE as of July 1, 2024		516,334									
84	RECEIPTS/REVENUES (For Student Activity Funds)											
85	Total Student Activity Direct Receipts/Revenues (Local Sources)	1799	0									
86	DISBURSEMENTS/EXPENDITURES (For Student Activity Funds)											
87	Total Student Activity Direct Disbursements/Expenditures	1999	0									
88	Excess of Direct Receipts/Revenues Over (Under) Direct Disbursements/Expenditures		0									
89	Student Activity ESTIMATED ENDING FUND BALANCE as of June 30, 2025		516,334									
90												

	A	B	C	D	E	F	G	H	I	J	K	L
1	<i>Begin entering data on EstRev 6-11 and EstExp 12-20 tabs.</i>		(10)	(20)	(30)	(40)	(50)	(60)	(70)	(80)	(90)	
2	Description: Enter Whole Numbers Only	Acct #	Educational	Operations & Maintenance	Debt Service	Transportation	Municipal Retirement/ Social Security	Capital Projects	Working Cash	Tort	Fire Prevention & Safety	
91	Total ESTIMATED BEGINNING FUND BALANCE (All Sources Including Student Activity Funds) as of July 1, 2024		35,841,556	7,098,914	2,162,890	4,072,782	2,219,807	8,440,767	2,316,973	1,315,614	178,969	
92	RECEIPTS/REVENUES (All Sources with Student Activity Funds)											
93	LOCAL SOURCES	1000	32,774,263	5,738,265	5,964,865	1,515,113	3,705,892	2,667,616	360,521	1,514,479	2,786	
94	FLOW-THROUGH RECEIPTS/REVENUES FROM ONE DISTRICT TO ANOTHER DISTRICT	2000	0	0	0	0	0	0	0	0	0	
95	STATE SOURCES	3000	35,307,578	1,805,000	0	664,619	0	50,000	0	0	0	
96	FEDERAL SOURCES	4000	17,472,129	0	0	0	0	680,691	0	0	0	
97	Total Direct Receipts/Revenues ⁶		85,553,970	7,543,265	5,964,865	2,179,732	3,705,892	3,398,307	360,521	1,514,479	2,786	
98	Receipts/Revenues for "On Behalf" Payments ²	3998	0	0	0	0	0	0	0	0	0	
99	Total Receipts/Revenues		85,553,970	7,543,265	5,964,865	2,179,732	3,705,892	3,398,307	360,521	1,514,479	2,786	
100	DISBURSEMENTS/EXPENDITURES (All Sources with Student Activity Funds)											
101	INSTRUCTION	1000	54,747,607				997,155			0		
102	SUPPORT SERVICES	2000	23,086,513	6,846,902		1,863,396	1,333,701	3,000,000		1,386,678	0	
103	COMMUNITY SERVICES	3000	4,544,645	0		0	3,736			0		
104	PAYMENTS TO OTHER DISTRICTS & GOVT UNITS	4000	2,695,646	0	0	0	0	0	0	0	0	
105	DEBT SERVICES	5000	0	0	5,829,431	0	0			0	0	
106	PROVISION FOR CONTINGENCIES	6000	0	0	0	0	0	0	0	0	0	
107	Total Direct Disbursements/Expenditures ⁹		85,074,411	6,846,902	5,829,431	1,863,396	2,334,592	3,000,000		1,386,678	0	
108	Disbursements/Expenditures for "On Behalf" Payments ²	4180	0	0	0	0	0	0	0	0	0	
109	Total Disbursements/Expenditures		85,074,411	6,846,902	5,829,431	1,863,396	2,334,592	3,000,000		1,386,678	0	
110	Excess of Direct Receipts/Revenues Over (Under) Direct Disbursements/Expenditures		479,559	696,363	135,434	316,336	1,371,300	398,307	360,521	127,801	2,786	
111	OTHER SOURCES/USES OF FUNDS											
112	OTHER SOURCES OF FUNDS (7000)											
113	Total Other Sources of Funds ⁸		0	0	0	0	0	0	0	0	0	
114	OTHER USES OF FUNDS (8000)											
116	Total Other Uses of Funds ⁹		0	0	0	0	0	0	0	0	0	
117	Total Other Sources/Uses of Fund		0	0	0	0	0	0	0	0	0	
118	ESTIMATED ENDING FUND BALANCE (All Sources with Student Activity Funds) as of June 30, 2025		36,321,115	7,795,277	2,298,324	4,389,118	3,591,107	8,839,074	2,677,494	1,443,415	181,755	
119												
120	SUMMARY OF EXPENDITURES Without Student Activity Funds (by Major Object)											
121	Description	Acct #	(10)	(20)	(30)	(40)	(50)	(60)	(70)	(80)	(90)	Total By Object
122			Educational	Operations & Maintenance	Debt Service	Transportation	Municipal Retirement/ Social Security	Capital Projects	Working Cash	Tort	Fire Prevention & Safety	15
123	Object Name											
124	Salaries	100	59,344,538	2,914,739		0		0		0	0	62,259,277
125	Employee Benefits	200	13,567,657	515,439		0	2,334,592	0		0	0	16,417,688
126	Purchased Services	300	4,443,499	1,678,604	2,918	0		0		967,945	0	7,092,966
127	Supplies & Materials	400	4,753,978	1,188,120		0		0	1,733	0	0	5,943,831
128	Capital Outlay	500	250,000	500,000		0		3,000,000		417,000	0	4,167,000
129	Other Objects	600	2,136,745	0	5,826,513	1,863,396	0	0	0	0	0	9,826,654
130	Non-Capitalized Equipment	700	577,994	50,000		0		0		0	0	627,994
131	Termination Benefits	800	0	0		0				0		0
132	Total Expenditures		85,074,411	6,846,902	5,829,431	1,863,396	2,334,592	3,000,000		1,386,678	0	106,335,410

Summary of Cash Transactions

	A	B	C	D	E	F	G	H	I	J	K
1			(10)	(20)	(30)	(40)	(50)	(60)	(70)	(80)	(90)
2	Description: Enter Whole Numbers Only	Acct #	Educational	Operations & Maintenance	Debt Service	Transportation	Municipal Retirement/ Social Security	Capital Projects	Working Cash	Tort	Fire Prevention & Safety
3	BEGINNING CASH BALANCE ON HAND (without Student Activity Funds)7 as of July 1, 2024		35,325,222	7,098,914	2,162,890	4,072,782	2,219,807	8,440,767	2,316,973	1,315,614	178,969
4	Total Direct Receipts & Other Sources ⁸		85,553,970	7,543,265	5,964,865	2,179,732	3,705,892	3,398,307	360,521	1,514,479	2,786
5	OTHER RECEIPTS										
6	Interfund Loans Payable (Loans from Other Funds)	411									
7	Interfund Loans Receivable (Repayment of Loans)	141									
8	Notes and Warrants Payable	433									
9	Other Current Assets	199									
10	Total Other Receipts		0	0	0	0	0	0	0	0	0
11	Total Direct Receipts, Other Sources, & Other Receipts		85,553,970	7,543,265	5,964,865	2,179,732	3,705,892	3,398,307	360,521	1,514,479	2,786
12	Total Amount Available		120,879,192	14,642,179	8,127,755	6,252,514	5,925,699	11,839,074	2,677,494	2,830,093	181,755
13	Total Direct Disbursements & Other Uses ⁹		85,074,411	6,846,902	5,829,431	1,863,396	2,334,592	3,000,000	0	1,386,678	0
14	OTHER DISBURSEMENTS										
15	Interfund Loans Receivable (Loans to Other Funds) ¹⁰	141									
16	Interfund Loans Payable (Repayment of Loans)	411									
17	Notes and Warrants Payable	433									
18	Other Current Liabilities	499									
19	Total Other Disbursements		0	0	0	0	0	0	0	0	0
20	Total Direct Disbursements, Other Uses, & Other Disbursements		85,074,411	6,846,902	5,829,431	1,863,396	2,334,592	3,000,000	0	1,386,678	0
21	ENDING CASH BALANCE ON HAND (without Student Activity Funds) as of June 30, 2025		35,804,781	7,795,277	2,298,324	4,389,118	3,591,107	8,839,074	2,677,494	1,443,415	181,755
22											
23	Activity Funds BEGINNING CASH BALANCE ON HAND7 as of July 1, 2024		516,334								
24	Total Direct Receipts & Other Sources ⁸		0								
25	Total Amount Available		516,334								
26	Total Direct Disbursements & Other Uses ⁹		0								
27	Activity funds ENDING CASH BALANCE ON HAND7 as of June 30, 2025		516,334								
28											
29	Total BEGINNING CASH BALANCE ON HAND (with Student Activity Funds)7 as of July 1, 2024		35,841,556	7,098,914	2,162,890	4,072,782	2,219,807	8,440,767	2,316,973	1,315,614	178,969
30	Total Direct Receipts & Other Sources ⁸		85,553,970	7,543,265	5,964,865	2,179,732	3,705,892	3,398,307	360,521	1,514,479	2,786
31	Total Other Receipts		0	0	0	0	0	0	0	0	0
32	Total Direct Receipts, Other Sources, & Other Receipts		85,553,970	7,543,265	5,964,865	2,179,732	3,705,892	3,398,307	360,521	1,514,479	2,786
33	Total Amount Available		121,395,526	14,642,179	8,127,755	6,252,514	5,925,699	11,839,074	2,677,494	2,830,093	181,755
34	Total Direct Disbursements & Other Uses ⁹		85,074,411	6,846,902	5,829,431	1,863,396	2,334,592	3,000,000	0	1,386,678	0
35	Total Other Disbursements		0	0	0	0	0	0	0	0	0
36	Total Direct Disbursements, Other Uses, & Other Disbursements		85,074,411	6,846,902	5,829,431	1,863,396	2,334,592	3,000,000	0	1,386,678	0
37	Total ENDING CASH BALANCE ON HAND (with Student Activity Funds)7 as of June 30, 2025		36,321,115	7,795,277	2,298,324	4,389,118	3,591,107	8,839,074	2,677,494	1,443,415	181,755

	A	B	C	D	E	F	G	H	I	J	K
1			(10)	(20)	(30)	(40)	(50)	(60)	(70)	(80)	(90)
2	Description: Enter Whole Numbers Only	Acct #	Educational	Operations & Maintenance	Debt Service	Transportation	Municipal Retirement/ Social Security	Capital Projects	Working Cash	Tort	Fire Prevention & Safety
3	RECEIPTS/REVENUES FROM LOCAL SOURCES (1000)										
4	AD VALOREM TAXES LEVIED BY LOCAL EDUCATION AGENCY	1100									
5	Designated Purposes Levies ^{11 (1110-1120)}	-	22,726,840	5,395,082	3,320,493	1,352,368	2,541,444		359,673	1,449,479	
6	Leasing Purposes Levy ¹²	1130	169,304								
7	Special Education Purposes Levy	1140	770,281								
8	FICA and Medicare Only Levies	1150					989,448				
9	Area Vocational Construction Purposes Levy	1160									
10	Summer School Purposes Levy	1170									
11	Other Tax Levies (Describe & Itemize)	1190									
12	Total Ad Valorem Taxes Levied by District		23,666,425	5,395,082	3,320,493	1,352,368	3,530,892	0	359,673	1,449,479	0
13	PAYMENTS IN LIEU OF TAXES	1200									
14	Mobile Home Privilege Tax	1210									
15	Payments from Local Housing Authority	1220									
16	Corporate Personal Property Replacement Taxes ¹³	1230	6,935,938				75,000				
17	Other Payments in Lieu of Taxes (Describe & Itemize)	1290									
18	Total Payments in Lieu of Taxes		6,935,938	0	0	0	75,000	0	0	0	0
19	TUITION	1300									
20	Regular Tuition from Pupils or Parents (In State)	1311									
21	Regular Tuition from Other Districts (In State)	1312									
22	Regular Tuition from Other Sources (In State)	1313									
23	Regular Tuition from Other Sources (Out of State)	1314									
24	Summer School Tuition from Pupils or Parents (In State)	1321									
25	Summer School Tuition from Other Districts (In State)	1322									
26	Summer School Tuition from Other Sources (In State)	1323									
27	Summer School Tuition from Other Sources (Out of State)	1324									
28	CTE Tuition from Pupils or Parents (In State)	1331									
29	CTE Tuition from Other Districts (In State)	1332									
30	CTE Tuition from Other Sources (In State)	1333									
31	CTE Tuition from Other Sources (Out of State)	1334									
32	Special Education Tuition from Pupils or Parents (In State)	1341									
33	Special Education Tuition from Other Districts (In State)	1342									
34	Special Education Tuition from Other Sources (In State)	1343									
35	Special Education Tuition from Other Sources (Out of State)	1344									
36	Adult Tuition from Pupils or Parents (In State)	1351									
37	Adult Tuition from Other Districts (In State)	1352									
38	Adult Tuition from Other Sources (In State)	1353									
39	Adult Tuition from Other Sources (Out of State)	1354									
40	Total Tuition		0								
41	TRANSPORTATION FEES	1400									
42	Regular Transportation Fees from Pupils or Parents (In State)	1411									
43	Regular Transportation Fees from Other Districts (In State)	1412									
44	Regular Transportation Fees from Other Sources (In State)	1413									
45	Regular Transportation Fees from Co-curricular Activities (In State)	1415									
46	Regular Transportation Fees from Other Sources (Out of State)	1416									
47	Summer School Transportation Fees from Pupils or Parents (In State)	1421									
48	Summer School Transportation Fees from Other Districts (In State)	1422									
49	Summer School Transportation Fees from Other Sources (In State)	1423									
50	Summer School Transportation Fees from Other Sources (Out of State)	1424									
51	CTE Transportation Fees from Pupils or Parents (In State)	1431									
52	CTE Transportation Fees from Other Districts (In State)	1432									
53	CTE Transportation Fees from Other Sources (In State)	1433									
54	CTE Transportation Fees from Other Sources (Out of State)	1434									
55	Special Education Transportation Fees from Pupils or Parents (In State)	1441									
56	Special Education Transportation Fees from Other Districts (In State)	1442									

	A	B	C	D	E	F	G	H	I	J	K
1			(10)	(20)	(30)	(40)	(50)	(60)	(70)	(80)	(90)
2	Description: Enter Whole Numbers Only	Acct #	Educational	Operations & Maintenance	Debt Service	Transportation	Municipal Retirement/ Social Security	Capital Projects	Working Cash	Tort	Fire Prevention & Safety
57	Special Education Transportation Fees from Other Sources (In State)	1443									
58	Special Education Transportation Fees from Other Sources (Out of State)	1444									
59	Adult Transportation Fees from Pupils or Parents (In State)	1451									
60	Adult Transportation Fees from Other Districts (In State)	1452									
61	Adult Transportation Fees from Other Sources (In State)	1453									
62	Adult Transportation Fees from Other Sources (Out of State)	1454									
63	Total Transportation Fees					0					
64	EARNINGS ON INVESTMENTS	1500									
65	Interest on Investments	1510	1,400,000	314,878	71,259	162,745	100,000	893,635	848	65,000	2,786
66	Gain or Loss on Sale of Investments	1520									
67	Total Earnings on Investments		1,400,000	314,878	71,259	162,745	100,000	893,635	848	65,000	2,786
68	FOOD SERVICE	1600									
69	Sales to Pupils - Lunch	1611	69,500								
70	Sales to Pupils - Breakfast	1612									
71	Sales to Pupils - A la Carte	1613									
72	Sales to Pupils - Other (Describe & Itemize)	1614									
73	Sales to Adults	1620	100								
74	Other Food Service (Describe & Itemize)	1690									
75	Total Food Service		69,600								
76	DISTRICT/SCHOOL ACTIVITY INCOME	1700									
77	Admissions - Athletic	1711	66,000								
78	Admissions - Other	1719									
79	Fees	1720									
80	Book Store Sales	1730									
81	Other District/School Activity Revenue (Describe & Itemize)	1790									
82	Student Activity Fund Revenues	1799									
83	Total District/School Activity Income (without Student Activity Funds 1799)		66,000	0							
84	Total District/School Activity Income (with Student Activity Funds 1799)		66,000								
85	TEXTBOOK INCOME	1800									
86	Textbook Rentals - Regular Textbooks	1811	62,000								
87	Textbook Rentals - Summer School Textbooks	1812									
88	Textbook Rentals - Adult/Continuing Education Textbooks	1813									
89	Textbook Rentals - Other (Describe & Itemize)	1819									
90	Textbook Sales - Regular Textbooks	1821									
91	Textbook Sales - Summer School	1822									
92	Textbook Sales - Adult/Continuing Education	1823									
93	Textbook Sales - Other (Describe & Itemize)	1829									
94	Other Textbook Income (Describe & Itemize)	1890									
95	Total Textbooks		62,000								
96	OTHER REVENUE FROM LOCAL SOURCES	1900									
97	Rentals	1910	318,000	123							
98	Contributions and Donations from Private Sources	1920	4,000								
99	Impact Fees from Municipal or County Governments	1930									
100	Services Provided Other Districts	1940									
101	Refund of Prior Years' Expenditures	1950									
102	Payments of Surplus Moneys from TIF Districts	1960									
103	Drivers' Education Fees	1970	2,100								
104	Proceeds from Vendors' Contracts	1980									
105	School Facility Occupation Tax Proceeds	1983			2,573,113			1,773,981			
106	Payment from Other Districts	1991			0						
107	Sale of Vocational Projects	1992									
108	Other Local Fees (Describe & Itemize)	1993									
109	Other Local Revenues (Describe & Itemize)	1999	250,200	28,182							
110	Total Other Revenue from Local Sources		574,300	28,305	2,573,113	0	0	1,773,981	0	0	0

	A	B	C	D	E	F	G	H	I	J	K
1	Description: Enter Whole Numbers Only	Acct #	(10)	(20)	(30)	(40)	(50)	(60)	(70)	(80)	(90)
2			Educational	Operations & Maintenance	Debt Service	Transportation	Municipal Retirement/ Social Security	Capital Projects	Working Cash	Tort	Fire Prevention & Safety
111	Total Receipts/Revenues from Local Sources (without Student Activity Funds 1799)	1000	32,774,263	5,738,265	5,964,865	1,515,113	3,705,892	2,667,616	360,521	1,514,479	2,786
112	Total Receipts/Revenues from Local Sources (with Student Activity Funds 1799)		32,774,263								
113	FLOW-THROUGH RECEIPTS/REVENUES FROM ONE DISTRICT TO ANOTHER DISTRICT (2000)										
114	Flow-Through Revenue from State Sources	2100									
115	Flow-Through Revenue from Federal Sources	2200									
116	Other Flow-Through Revenue (Describe & Itemize)	2300									
117	Total Flow-Through Receipts/Revenues From One District to Another District	2000	0	0		0	0				
118	RECEIPTS/REVENUES FROM STATE SOURCES (3000)										
119	UNRESTRICTED GRANTS-IN-AID (3001-3099)										
120	Evidence Based Funding Formula (Section 18-8.15)	3001	34,333,000	1,805,000							
121	Reorganization Incentives (Accounts 3005-3021)	3005									
122	Fast Growth District Grants	3030									
123	Other Unrestricted Grants-In-Aid From State Sources (Describe & Itemize)	3099									
124	Total Unrestricted Grants-In-Aid		34,333,000	1,805,000	0	0	0	0		0	0
125	RESTRICTED GRANTS-IN-AID (3100-3900)										
126	SPECIAL EDUCATION										
127	Special Education - Private Facility Tuition	3100	44,121								
128	Special Education - Funding for Children Requiring Sp Ed Services	3105									
129	Special Education - Personnel	3110									
130	Special Education - Orphanage - Individual	3120	174,750								
131	Special Education - Orphanage - Summer Individual	3130									
132	Special Education - Summer School	3145									
133	Special Education - Other (Describe & Itemize)	3199									
134	Total Special Education		218,871	0		0					
135	CAREER AND TECHNICAL EDUCATION (CTE)										
136	CTE - Technical Education - Tech Prep	3200									
137	CTE - Secondary Program Improvement (CTEI)	3220	78,734								
138	CTE - WECEP	3225									
139	CTE - Agriculture Education	3235									
140	CTE - Instructor Practicum	3240									
141	CTE - Student Organizations	3270									
142	CTE - Other (Describe & Itemize)	3299									
143	Total Career and Technical Education		78,734	0			0				
144	BILINGUAL EDUCATION										
145	Bilingual Education - Downstate - TPI and TBE	3305									
146	Bilingual Education - Downstate - Transitional Bilingual Education	3310									
147	Total Bilingual Education		0				0				
148	State Free Lunch & Breakfast	3360	67,708								
149	School Breakfast Initiative	3365									
150	Driver Education	3370	56,549								
151	Adult Education (from ICCB)	3410									
152	Adult Education - Other (Describe & Itemize)	3499									
153	TRANSPORTATION										
154	Transportation - Regular and Vocational	3500									
155	Transportation - Special Education	3510				664,619					
156	Transportation - Other (Describe & Itemize)	3599									
157	Total Transportation		0	0		664,619	0				
158	Learning Improvement - Change Grants	3610									
159	Scientific Literacy	3660									
160	Truant Alternative/Optional Education	3695									

	A	B	C	D	E	F	G	H	I	J	K
1			(10)	(20)	(30)	(40)	(50)	(60)	(70)	(80)	(90)
2	Description: Enter Whole Numbers Only	Acct #	Educational	Operations & Maintenance	Debt Service	Transportation	Municipal Retirement/ Social Security	Capital Projects	Working Cash	Tort	Fire Prevention & Safety
161	Early Childhood - Block Grant	3705	476,960								
162	Chicago General Education Block Grant	3766									
163	Chicago Educational Services Block Grant	3767									
164	School Safety & Educational Improvement Block Grant	3775									
165	Technology - Technology for Success	3780									
166	State Charter Schools	3815									
167	Extended Learning Opportunities - Summer Bridges	3825									
168	Infrastructure Improvements - Planning/Construction	3920									
169	School Infrastructure - Maintenance Projects	3925									
170	Other Restricted Revenue from State Sources (Describe & Itemize)	3999	75,756					50,000			
171	Total Restricted Grants-In-Aid		974,578	0	0	664,619	0	50,000	0	0	0
172	Total Receipts/Revenues from State Sources	3000	35,307,578	1,805,000	0	664,619	0	50,000	0	0	0
173	RECEIPTS/REVENUES FROM FEDERAL SOURCES (4000)										
174	UNRESTRICTED GRANTS-IN-AID RECEIVED DIRECTLY FROM FEDERAL GOVT. (4001-4009)										
175	Federal Impact Aid	4001									
176	Other Unrestricted Grants-In-Aid Received from Fed. Govt. (Describe & Itemize)	4009									
177	Total Unrestricted Grants-In-Aid Received Directly from Fed Govt		0	0	0	0	0	0	0	0	0
178	RESTRICTED GRANTS-IN-AID RECEIVED DIRECTLY FROM FEDERAL GOVT (4045-4090)										
179	Head Start	4045	2,200,000								
180	Construction (Impact Aid)	4050									
181	MAGNET	4060									
182	Other Restricted Grants-In-Aid Received from Fed. Govt. (Describe & Itemize)	4090	630,000								
183	Total Restricted Grants-In-Aid Received Directly from Federal Govt.		2,830,000	0		0	0	0			0
184	RESTRICTED GRANTS-IN-AID RECEIVED FROM FEDERAL GOVT. THRU THE STATE (4100-4999)										
185	TITLE V										
186	Title V - Flexibility and Accountability	4100									
187	Title V - SEA Projects	4105									
188	Title V - Rural Education Initiative (REI)	4107									
189	Title V - Other (Describe & Itemize)	4199									
190	Total Title V		0	0		0	0				
191	FOOD SERVICE										
192	Breakfast Start-Up Expansion	4200									
193	National School Lunch Program	4210	3,260,000								
194	Special Milk Program	4215									
195	School Breakfast Program	4220	972,074								
196	Summer Food Service Admin/Program	4225	6,654								
197	Child and Adult Care Food Program	4226									
198	Fresh Fruit and Vegetables	4240	135,290								
199	Food Service - Other (Describe & Itemize)	4299									
200	Total Food Service		4,374,018				0				
201	TITLE I										
202	Title I - Low Income	4300	4,190,105								
203	Title I - Low Income - Neglected, Private	4305									
204	Title I - Migrant Education	4340									
205	Title I - Other (Describe & Itemize)	4399									
206	Total Title I		4,190,105	0		0	0				
207	TITLE IV										
208	Title IV - Student Support & Academic Enrichment Grant	4400	328,588								
209	Title IV - Part A - Student Support & Academic Enrichment Grants Safe and Drug Free Schools	4415									

20

	A	B	C	D	E	F	G	H	I	J	K
1			(10)	(20)	(30)	(40)	(50)	(60)	(70)	(80)	(90)
2	Description: Enter Whole Numbers Only	Acct #	Educational	Operations & Maintenance	Debt Service	Transportation	Municipal Retirement/ Social Security	Capital Projects	Working Cash	Tort	Fire Prevention & Safety
210	Title IV - 21st Century	4421	7,582								
211	Title IV - Other (Describe & Itemize)	4499									
212	Total Title IV		336,170	0		0	0				
213	FEDERAL - SPECIAL EDUCATION										
214	Federal Special Education - Preschool Flow-Through	4600	60,396								
215	Federal Special Education - Preschool Discretionary	4605									
216	Federal Special Education - IDEA Flow Through	4620	2,000,000								
217	Federal Special Education - IDEA Room & Board	4625									
218	Federal Special Education - IDEA Discretionary	4630									
219	Federal Special Education - IDEA - Other (Describe & Itemize)	4699									
220	Total Federal Special Education		2,060,396	0		0	0				
221	CTE - PERKINS										
222	CTE - Perkins-Title III E Tech Prep	4770									
223	CTE - Other (Describe & Itemize)	4799									
224	Total CTE - Perkins		0	0			0				
225	Federal - Adult Education	4810									
226	ARRA - General State Aid - Education Stabilization	4850									
227	ARRA - Title I - Low Income	4851									
228	ARRA - Title I - Neglected, Private	4852									
229	ARRA - Title I - Delinquent, Private	4853									
230	ARRA - Title I - School Improvement (Part A)	4854									
231	ARRA - Title I - School Improvement (Section 1003g)	4855									
232	ARRA - IDEA - Part B - Preschool	4856									
233	ARRA - IDEA - Part B - Flow-Through	4857									
234	ARRA - Title IID - Technology - Formula	4860									
235	ARRA - Title IID - Technology - Competitive	4861									
236	ARRA - McKinney - Vento Homeless Education	4862									
237	ARRA - Child Nutrition Equipment Assistance	4863									
238	Impact Aid Formula Grants	4864									
239	Impact Aid Competitive Grants	4865									
240	Qualified Zone Academy Bond Tax Credits	4866									
241	Qualified School Construction Bond Credits	4867									
242	Build America Bond Tax Credits	4868									
243	Build America Bond Interest Reimbursement	4869									
244	ARRA - General State Aid - Other Government Services Stabilization	4870									
245	Other ARRA Funds - II	4871									
246	Other ARRA Funds - III	4872									21
247	Other ARRA Funds - IV	4873									
248	Other ARRA Funds - V	4874									
249	ARRA - Early Childhood	4875									
250	Other ARRA Funds - VII	4876									
251	Other ARRA Funds - VIII	4877									
252	Other ARRA Funds - IX	4878									
253	Other ARRA Funds - X	4879									
254	Other ARRA Funds - Ed Job Fund Program	4880									
255	Total Stimulus Programs		0	0	0	0	0	0		0	0
256	Race to the Top Program	4901									
257	Race to the Top - Preschool Expansion Grant	4902									
258	Title III - Instruction for English Learners & Immigrant Students	4905	2,040								
259	Title III - English Language Acquisition	4909	80,438								
260	McKinney Education for Homeless Children	4920									
261	Title II - Eisenhower - Professional Development Formula	4930									
262	Title II - Teacher Quality	4932	300,363								
263	Title II - Part A - Supporting Effective Instruction - State Grants	4935									
264	Federal Charter Schools	4960									
265	State Assessment Grants	4981									

	A	B	C	D	E	F	G	H	I	J	K
1			(10)	(20)	(30)	(40)	(50)	(60)	(70)	(80)	(90)
2	Description: Enter Whole Numbers Only	Acct #	Educational	Operations & Maintenance	Debt Service	Transportation	Municipal Retirement/ Social Security	Capital Projects	Working Cash	Tort	Fire Prevention & Safety
266	Grant for State Assessments and Related Activities	4982									
267	Medicaid Matching Funds - Administrative Outreach	4991	214,347								
268	Medicaid Matching Funds - Fee-For-Service Program	4992	845,137								
269	Other Restricted Grants Received from Fed. Govt. thru State <i>(Describe & Itemize)</i>	4998	2,239,115					680,691			
270	Total Restricted Grants-In-Aid Received from Federal Govt. Thru the State		14,642,129	0	0	0	0	680,691		0	0
271	TOTAL RECEIPTS/REVENUES FROM FEDERAL SOURCES	4000	17,472,129	0	0	0	0	680,691	0	0	0
272	TOTAL DIRECT RECEIPTS/REVENUES (without Student Activity Funds 1799)		85,553,970	7,543,265	5,964,865	2,179,732	3,705,892	3,398,307	360,521	1,514,479	2,786
273	TOTAL DIRECT RECEIPTS/REVENUES (with Student Activity Funds 1799)		85,553,970								

1	A	B	C	D	E	F	G	H	I	J	K
2	Description: Enter Whole Numbers Only	Funct #	(100) Salaries	(200) Employee Benefits	(300) Purchased Services	(400) Supplies & Materials	(500) Capital Outlay	(600) Other Objects	(700) Non-Capitalized Equipment	(800) Termination Benefits	(900) Total
3	10 - EDUCATIONAL FUND (ED)										
4	INSTRUCTION (ED)	1000									
5	Regular Programs	1100	19,495,902	4,549,920	294,501	514,944			155,455		25,010,722
6	Tuition Payment to Charter Schools	1115			38,546						38,546
7	Pre-K Programs	1125	5,996,606	1,571,383	57,885	268,420			158,029		8,052,323
8	Special Education Programs (Functions 1200 - 1220)	1200	8,870,904	2,298,929	57,417	30,865					11,258,115
9	Special Education Programs Pre-K	1225	856,626	199,011	1,880	5,673					1,063,190
10	Remedial and Supplemental Programs K-12	1250	848,216	311,539	258,138	1,007,477			140,034		2,565,404
11	Remedial and Supplemental Programs Pre-K	1275				74					74
12	Adult/Continuing Education Programs	1300									0
13	CTE Programs	1400	820,348	232,479	62,299	24,415			1,823		1,141,364
14	Interscholastic Programs	1500	1,523,916	115,429	154,929	407,697		232	34,121		2,236,324
15	Summer School Programs	1600	48,406	5,884	207,224	31,674					293,188
16	Gifted Programs	1650	424,247	91,169		2,092					517,508
17	Driver's Education Programs	1700									0
18	Bilingual Programs	1800	2,076,463	455,075	18,734	20,577					2,570,849
19	Truant Alternative & Optional Programs	1900									0
20	Pre-K Programs - Private Tuition	1910									0
21	Regular K-12 Programs Private Tuition	1911									0
22	Special Education Programs K-12 Private Tuition	1912									0
23	Special Education Programs Pre-K Tuition	1913									0
24	Remedial/Supplemental Programs K-12 Private Tuition	1914									0
25	Remedial/Supplemental Programs Pre-K Private Tuition	1915									0
26	Adult/Continuing Education Programs Private Tuition	1916									0
27	CTE Programs Private Tuition	1917									0
28	Interscholastic Programs Private Tuition	1918									0
29	Summer School Programs Private Tuition	1919									0
30	Gifted Programs Private Tuition	1920									0
31	Bilingual Programs Private Tuition	1921									0
32	Truants Alternative/Opt Ed Programs Private Tuition	1922									0
33	Student Activity Fund Expenditures	1999									0
34	Total Instruction¹⁴ (Without Student Activity Funds 1999)	1000	40,961,634	9,830,818	1,151,553	2,313,908	0	232	489,462	0	54,747,607
35	Total Instruction¹⁴ (With Student Activity Funds 1999)	1000	40,961,634	9,830,818	1,151,553	2,313,908	0	232	489,462	0	54,747,607
36	SUPPORT SERVICES (ED)	2000									
37	Support Services - Pupil	2100									
38	Attendance & Social Work Services	2110	832,222	201,716							1,033,938
39	Guidance Services	2120	1,830,627	402,575	2,257	0					2,235,459
40	Health Services	2130	762,762	131,865	1,371	6,150					902,148
41	Psychological Services	2140	1,250,860	299,067							4,549,927
42	Speech Pathology & Audiology Services	2150	1,067,248	223,477							1,290,725
43	Other Support Services - Pupils (Describe & Itemize)	2190	68,137	834	8,114						77,085
44	Total Support Services - Pupil	2100	5,811,856	1,259,534	11,742	6,150	0	0	0	0	7,089,282
45	Support Services - Instructional Staff	2200									
46	Improvement of Instruction Services	2210	1,430,378	381,444	435,697	83,320		16,992	1,265		2,349,096
47	Educational Media Services	2220	343,418	60,893	32,587	55,926					492,824
48	Assessment & Testing	2230	104,406	23,344							127,750
49	Total Support Services - Instructional Staff	2200	1,878,202	465,681	468,284	139,246	0	16,992	1,265	0	2,969,670
50	Support Services - General Administration	2300									
51	Board of Education Services	2310		14,866	131,963	6,506		17,460			170,795
52	Executive Administration Services	2320	322,078	5,636	11,115	39,922		3,410	12,414		394,575
53	Special Area Administration Services	2330	110,846	25,233							136,079
54	Tort Immunity Services	2361, 2365									0
55	Total Support Services - General Administration	2300	432,924	45,735	143,078	46,428	0	20,870	12,414	0	701,449
56	Support Services - School Administration	2400									
57	Office of the Principal Services	2410	3,561,064	727,717		15,109					4,303,890
58	Other Support Services - School Administration (Describe & Itemize)	2490									0
59	Total Support Services - School Administration	2400	3,561,064	727,717	0	15,109	0	0	0	0	4,303,890

1	A	B	C	D	E	F	G	H	I	J	K
2	Description: Enter Whole Numbers Only	Funct #	(100) Salaries	(200) Employee Benefits	(300) Purchased Services	(400) Supplies & Materials	(500) Capital Outlay	(600) Other Objects	(700) Non-Capitalized Equipment	(800) Termination Benefits	(900) Total
60	Support Services - Business	2500									
61	Direction of Business Support Services	2510	154,208	27,816	410						182,434
62	Fiscal Services	2520	341,888	55,367	18,746	12,338	0	284	1,894		430,517
63	Operation & Maintenance of Plant Services	2540	521,096	78,182	13,404	6,432	250,000	361			869,475
64	Pupil Transportation Services	2550			41,471						41,471
65	Food Services	2560	1,621,619	224,111	34,469	1,924,073		2,468	8,960		3,815,700
66	Internal Services	2570		1,573	8,854	0					10,427
67	Total Support Services - Business	2500	2,638,811	387,049	117,354	1,942,843	250,000	3,113	10,854	0	5,350,024
68	Support Services - Central	2600									
69	Direction of Central Support Services	2610									0
70	Planning, Research, Development & Evaluation Services	2620									0
71	Information Services	2630	128,922	28,848	40,448	14,615		0			212,833
72	Staff Services	2640	625,397	115,503	358,585	44,213		0	569		1,144,267
73	Data Processing Services	2660	553,095	91,356	568,488	36,013		2,716	63,430		1,315,098
74	Total Support Services - Central	2600	1,307,414	235,707	967,521	94,841	0	2,716	63,999	0	2,672,198
75	Other Support Services - Misc. (Describe & Itemize)	2900									0
76	Total Support Services	2000	15,630,271	3,121,423	1,707,979	2,244,617	250,000	43,691	88,532	0	23,086,513
77	COMMUNITY SERVICES (ED)	3000	2,752,633	615,416	961,961	195,453		19,182			4,544,645
78	PAYMENTS TO OTHER DIST & GOVT UNITS (ED)	4000									
79	Payments to Other Dist & Govt Units (In-State)	4100									
80	Payments for Regular Programs	4110									0
81	Payments for Special Education Programs	4120			622,006						622,006
82	Payments for Adult/Continuing Education Programs	4130									0
83	Payments for CTE Programs	4140									0
84	Payments for Community College Programs	4170									0
85	Other Payments to In-State Govt Units - Programs (Describe & Itemize)	4190									0
86	Total Payments to Other Dist & Govt Units (In-State)	4100			622,006			0			622,006
87	Payments for Regular Programs - Tuition	4210									0
88	Payments for Special Education Programs - Tuition	4220						1,988,568			1,988,568
89	Payments for Adult/Continuing Education Programs - Tuition	4230									0
90	Payments for CTE Programs - Tuition	4240						72,100			72,100
91	Payments for Community College Programs - Tuition	4270						12,972			12,972
92	Payments for Other Programs - Tuition	4280									0
93	Other Payments to In-State Govt Units - Tuition (Describe & Itemize)	4290									0
94	Total Payments to Other Dist & Govt Units - Tuition (In State)	4200						2,073,640			2,073,640
95	Payments for Regular Programs - Transfers	4310									0
96	Payments for Special Education Programs - Transfers	4320									0
97	Payments for Adult/Continuing Ed Programs - Transfers	4330									0
98	Payments for CTE Programs - Transfers	4340									24
99	Payments for Community College Program - Transfers	4370									0
100	Payments for Other Programs - Transfers	4380									0
101	Other Payments to In-State Govt Units - Transfers (Describe & Itemize)	4390									0
102	Total Payments to Other Dist & Govt Units-Transfers (In State)	4300			0			0			0
103	Payments to Other Dist & Govt Units (Out of State)	4400									0
104	Total Payments to Other Dist & Govt Units	4000			622,006			2,073,640			2,695,646
105	DEBT SERVICE (ED)	5000									
106	Debt Service - Interest on Short-Term Debt	5100									
107	Tax Anticipation Warrants	5110									0
108	Tax Anticipation Notes	5120									0
109	Corporate Personal Property Repl Tax Anticipated Notes	5130									0
110	State Aid Anticipation Certificates	5140									0
111	Other Interest on Short-Term Debt (Describe & Itemize)	5150									0
112	Total Debt Service - Interest on Short-Term Debt	5100						0			0
113	Debt Service - Interest on Long-Term Debt	5200									0
114	Total Debt Service	5000						0			0
115	PROVISION FOR CONTINGENCIES (ED)	6000									0
116	Total Direct Disbursements/Expenditures (without Student Activity Funds (1999))		59,344,538	13,567,657	4,443,499	4,753,978	250,000	2,136,745	577,994	0	85,074,411

	A	B	C	D	E	F	G	H	I	J	K
1	Description: Enter Whole Numbers Only	Funct #	(100) Salaries	(200) Employee Benefits	(300) Purchased Services	(400) Supplies & Materials	(500) Capital Outlay	(600) Other Objects	(700) Non-Capitalized Equipment	(800) Termination Benefits	(900) Total
117	Total Direct Disbursements/Expenditures (with Student Activity Funds (1999))		59,344,538	13,567,657	4,443,499	4,753,978	250,000	2,136,745	577,994	0	85,074,411
118	Excess (Deficiency) of Receipts/Revenues Over Disbursements/Expenditures (without Student Activity Funds 1999)										479,559
119	Excess (Deficiency) of Receipts/Revenues Over Disbursements/Expenditures (with Student Activity Funds 1999)										479,559
120											
121	20 - OPERATIONS AND MAINTENANCE FUND (O&M)										
122	SUPPORT SERVICES (O&M)	2000									
123	Support Services - Pupil	2100									
124	Other Support Services - Pupils (Describe & Itemize)	2190									0
125	Support Services - Business	2500									
126	Direction of Business Support Services	2510									0
127	Facilities Acquisition & Construction Services	2530					500,000				500,000
128	Operation & Maintenance of Plant Services	2540	2,854,138	515,439	1,678,604	1,188,120			50,000		6,286,301
129	Pupil Transportation Services	2550	60,601								60,601
130	Food Services	2560									0
131	Total Support Services - Business	2500	2,914,739	515,439	1,678,604	1,188,120	500,000	0	50,000	0	6,846,902
132	Other Support Services - Misc. (Describe & Itemize)	2900									0
133	Total Support Services	2000	2,914,739	515,439	1,678,604	1,188,120	500,000	0	50,000	0	6,846,902
134	COMMUNITY SERVICES (O&M)	3000									0
135	PAYMENTS TO OTHER DIST & GOVT UNITS (O&M)	4000									
136	Payments to Other Dist & Govt Units (In-State)	4100									
137	Payments for Regular Programs	4110									0
138	Payments for Special Education Programs	4120									0
139	Payments for CTE Program	4140									0
140	Other Payments to In-State Govt Units - Programs (Describe & Itemize)	4190									0
141	Total Payments to Other Dist & Govt Units (In-State)	4100									0
142	Payments to Other Dist & Govt Units (Out of State) ¹⁴	4400									0
143	Total Payments to Other Dist & Govt Unit	4000									0
144	DEBT SERVICE (O&M)	5000									
145	Debt Service - Interest on Short-Term Debt	5100									
146	Tax Anticipation Warrants	5110									0
147	Tax Anticipation Notes	5120									0
148	Corporate Personal Prop Repl Tax Anticipated Notes	5130									0
149	State Aid Anticipation Certificates	5140									0
150	Other Interest on Short-Term Debt (Describe & Itemize)	5150									0
151	Total Debt Service - Interest on Short-Term Debt	5100									0
152	Debt Service - Interest on Long-Term Debt	5200									25
153	Total Debt Service	5000									0
154	PROVISION FOR CONTINGENCIES (O&M)	6000									0
155	Total Direct Disbursements/Expenditures		2,914,739	515,439	1,678,604	1,188,120	500,000	0	50,000	0	6,846,902
156	Excess (Deficiency) of Receipts/Revenues Over Disbursements/Expenditures										696,363
157											
158	30 - DEBT SERVICE FUND (DS)										
159	PAYMENTS TO OTHER DIST & GOVT UNITS (DS)	4000									
160	Payments to Other Dist & Govt Units (In-State)	4100									
161	Payments for Regular Programs	4110									0
162	Payments for Special Education Programs	4120									0
163	Other Payments to In-State Govt Units - Programs (Describe & Itemize)	4190									0
164	Total Payments to Other Dist & Govt Units (In-State)	4000									0
165	DEBT SERVICE (DS)	5000									
166	Debt Service - Interest on Short-Term Debt	5100									
167	Tax Anticipation Warrants	5110									0
168	Tax Anticipation Notes	5120									0
169	Corporate Personal Prop Repl Tax Anticipation Notes	5130									0
170	State Aid Anticipation Certificates	5140									0

1	A	B	C	D	E	F	G	H	I	J	K
2	Description: Enter Whole Numbers Only	Funct #	(100) Salaries	(200) Employee Benefits	(300) Purchased Services	(400) Supplies & Materials	(500) Capital Outlay	(600) Other Objects	(700) Non-Capitalized Equipment	(800) Termination Benefits	(900) Total
171	Other Interest on Short-Term Debt <i>(Describe & Itemize)</i>	5150									0
172	Total Debt Service - Interest On Short-Term Debt	5100						0			0
173	Debt Service - Interest on Long-Term Debt	5200									0
174	Debt Service - Payments of Principal on Long-Term Debt ¹⁵ <i>(Lease/Purchase Principal Retired) (Describe & Itemize)</i>	5300						5,826,513			5,826,513
175	Debt Service - Other <i>(Describe & Itemize)</i>	5400			2,918						2,918
176	Total Debt Service	5000			2,918			5,826,513			5,829,431
177	PROVISION FOR CONTINGENCIES (DS)	6000									0
178	Total Direct Disbursements/Expenditures				2,918			5,826,513			5,829,431
179	Excess (Deficiency) of Receipts/Revenues Over Disbursements/Expenditures										135,434
180											
181	40 - TRANSPORTATION FUND (TR)										
182	SUPPORT SERVICES (TR)	2000									
183	Support Services - Pupils	2100									
184	Other Support Services - Pupils <i>(Describe & Itemize)</i>	2190						309,267			309,267
185	Support Services - Business										
186	Pupil Transportation Services	2550			0			1,554,129			1,554,129
187	Other Support Services - Business <i>(Describe & Itemize)</i>	2900									0
188	Total Support Services	2000	0	0	0	0	0	1,863,396	0	0	1,863,396
189	COMMUNITY SERVICES (TR)	3000						0			0
190	PAYMENTS TO OTHER DIST & GOVT UNITS (TR)	4000									
191	Payments to Other Dist & Govt Units (In-State)	4100									
192	Payments for Regular Program	4110									0
193	Payments for Special Education Programs	4120									0
194	Payments for Adult/Continuing Education Programs	4130									0
195	Payments for CTE Programs	4140									0
196	Payments for Community College Programs	4170									0
197	Other Payments to In-State Govt Units - Programs <i>(Describe & Itemize)</i>	4190									0
198	Total Payments to Other Dist & Govt Units (In-State)	4100			0			0			0
199	Payments to Other Dist & Govt Units (Out-of-State) <i>(Describe & Itemize)</i>	4400									0
200	Total Payments to Other Dist & Govt Units	4000			0			0			0
201	DEBT SERVICE (TR)	5000									
202	Debt Service - Interest on Short-Term Debt	5100									
203	Tax Anticipation Warrants	5110									0
204	Tax Anticipation Notes	5120									0
205	Corporate Personal Prop Repl Tax Anticipation Notes	5130									0
206	State Aid Anticipation Certificates	5140									0
207	Other Interest on Short-Term Debt <i>(Describe & Itemize)</i>	5150									0
208	Total Debt Service - Interest On Short-Term Debt	5100						0			0
209	Debt Service - Interest on Long-Term Debt	5200									0
210	Debt Service - Payments of Principal on Long-Term Debt ¹⁵ <i>(Lease/Purchase Principal Retired) (Describe & Itemize)</i>	5300									0
211	Debt Service - Other <i>(Describe & Itemize)</i>	5400									0
212	Total Debt Service	5000						0			0
213	PROVISION FOR CONTINGENCIES (TR)	6000									0
214	Total Direct Disbursements/Expenditures		0	0	0	0	0	1,863,396	0	0	1,863,396
215	Excess (Deficiency) of Receipts/Revenues Over Disbursements/Expenditures										316,336
216											
217	50 - MUNICIPAL RETIREMENT/SOC SEC FUND (MR/SS)										
218	INSTRUCTION (MR/SS)	1000									
219	Regular Program	1100		331,354							331,354
220	Pre-K Programs	1125		79,063							79,063
221	Special Education Programs (Functions 1200-1220)	1200		395,184							395,184
222	Special Education Programs Pre-K	1225		36,259							36,259
223	Remedial and Supplemental Programs K-12	1250									0

1	A	B	C	D	E	F	G	H	I	J	K
2	Description: Enter Whole Numbers Only	Funct #	(100) Salaries	(200) Employee Benefits	(300) Purchased Services	(400) Supplies & Materials	(500) Capital Outlay	(600) Other Objects	(700) Non-Capitalized Equipment	(800) Termination Benefits	(900) Total
224	Remedial and Supplemental Programs Pre-K	1275									0
225	Adult/Continuing Education Programs	1300									0
226	CTE Programs	1400		11,339							11,339
227	Interscholastic Programs	1500		100,658							100,658
228	Summer School Programs	1600		330							330
229	Gifted Programs	1650		2,333							2,333
230	Driver's Education Programs	1700									0
231	Bilingual Programs	1800		40,635							40,635
232	Truant Alternative & Optional Programs	1900									0
233	Total Instruction	1000		997,155							997,155
234	SUPPORT SERVICES (MR/SS)	2000									
235	Support Services - Pupil	2100									
236	Attendance & Social Work Services	2110		32,198							32,198
237	Guidance Services	2120		63,603							63,603
238	Health Services	2130		104,982							104,982
239	Psychological Services	2140		17,407							17,407
240	Speech Pathology & Audiology Services	2150		14,341							14,341
241	Other Support Services - Pupils (Describe & Itemize)	2190		6,059							6,059
242	Total Support Services - Pupil	2100		238,590							238,590
243	Support Services - Instructional Staff	2200									
244	Improvement of Instruction Services	2210		27,353							27,353
245	Educational Media Services	2220		29,775							29,775
246	Assessment & Testing	2230		455							455
247	Total Support Services - Instructional Staff	2200		57,583							57,583
248	Support Services - General Administration	2300									
249	Board of Education Services	2310									0
250	Executive Administration Services	2320		13,731							13,731
251	Special Area Administrative Services	2330		392							392
252	Claims Paid from Self Insurance Fund	2361									0
253	Risk Management and Claims Services Payments	2365									0
254	Total Support Services - General Administration	2300		14,123							14,123
255	Support Services - School Administration	2400									
256	Office of the Principal Services	2410		159,632							159,632
257	Other Support Services - School Administration (Describe & Itemize)	2490									0
258	Total Support Services - School Administration	2400		159,632							159,632
259	Support Services - Business	2500									
260	Direction of Business Support Services	2510		2,168							2,168
261	Fiscal Services	2520		49,416							49,416
262	Facilities Acquisition & Construction Services	2530									0
263	Operation & Maintenance of Plant Service	2540		480,768							480,768
264	Pupil Transportation Services	2550									0
265	Food Services	2560		186,873							186,873
266	Internal Services	2570		9,849							9,849
267	Total Support Services - Business	2500		729,074							729,074
268	Support Services - Central	2600									
269	Direction of Central Support Services	2610									0
270	Planning, Research, Development & Evaluation Services	2620									0
271	Information Services	2630		18,452							18,452
272	Staff Services	2640		78,870							78,870
273	Data Processing Services	2660		37,377							37,377
274	Total Support Services - Central	2600		134,699							134,699
275	Other Support Services - Misc. (Describe & Itemize)	2900									0
276	Total Support Services	2000		1,333,701							1,333,701
277	COMMUNITY SERVICES (MR/SS)	3000		3,736							3,736
278	PAYMENTS TO OTHER DIST & GOVT UNITS (MR/SS)	4000									
279	Payments for Regular Programs	4110									0
280	Payments for Special Education Programs	4120									0
281	Payments for CTE Programs	4140									0

	A	B	C	D	E	F	G	H	I	J	K
1	Description: Enter Whole Numbers Only	Funct #	(100) Salaries	(200) Employee Benefits	(300) Purchased Services	(400) Supplies & Materials	(500) Capital Outlay	(600) Other Objects	(700) Non-Capitalized Equipment	(800) Termination Benefits	(900) Total
282	Total Payments to Other Dist & Govt Units	4000		0							0
283	DEBT SERVICE (MR/SS)	5000									
284	Debt Service - Interest on Short-Term Debt	5100									
285	Tax Anticipation Warrants	5110									0
286	Tax Anticipation Notes	5120									0
287	Corporate Personal Prop Repl Tax Anticipation Notes	5130									0
288	State Aid Anticipation Certificates	5140									0
289	Other Interest on Short-Term Debt (Describe & Itemize)	5150									0
290	Total Debt Service	5000						0			0
291	PROVISION FOR CONTINGENCIES (MR/SS)	6000									0
292	Total Direct Disbursements/Expenditures			2,334,592				0			2,334,592
293	Excess (Deficiency) of Receipts/Revenues Over Disbursements/Expenditures										1,371,300
294											
295	60 - CAPITAL PROJECTS (CP)										
296	SUPPORT SERVICES (CP)	2000									
297	Support Services - Business										
298	Facilities Acquisition & Construction Services	2530					3,000,000				3,000,000
299	Other Support Services - Business (Describe & Itemize)	2900									0
300	Total Support Services	2000	0	0	0	0	3,000,000	0	0		3,000,000
301	PAYMENTS TO OTHER DIST & GOVT UNITS (CP)	4000									
302	Payments to Other Dist & Govt Units (In-State)	4100									
303	Payments to Regular Programs	4110									0
304	Payment for Special Education Programs	4120									0
305	Payment for CTE Programs	4140									0
306	Payments to Other Govt Units - Programs (In-State) (Describe & Itemize)	4190									0
307	Total Payments to Other Districts & Govt Units	4000			0			0			0
308	PROVISION FOR CONTINGENCIES (CP)	6000									0
309	Total Direct Disbursements/Expenditures		0	0	0	0	3,000,000	0	0		3,000,000
310	Excess (Deficiency) of Receipts/Revenues Over Disbursements/Expenditures										398,307
311											
312	70 WORKING CASH FUND (WC)										
313											
314	80 - TORT FUND (TF)										
315	INSTRUCTION (TF)	1000									
316	Regular Programs	1100									0
317	Tuition Payment to Charter Schools	1115									0
318	Pre-K Programs	1125									0
319	Special Education Programs (Functions 1200 - 1220)	1200									28
320	Special Education Programs Pre-K	1225									0
321	Remedial and Supplemental Programs K-12	1250									0
322	Remedial and Supplemental Programs Pre-K	1275									0
323	Adult/Continuing Education Programs	1300									0
324	CTE Programs	1400									0
325	Interscholastic Programs	1500									0
326	Summer School Programs	1600									0
327	Gifted Programs	1650									0
328	Driver's Education Programs	1700									0
329	Bilingual Programs	1800									0
330	Truant Alternative & Optional Programs	1900									0
331	Pre-K Programs - Private Tuition	1910									0
332	Regular K-12 Programs Private Tuition	1911									0
333	Special Education Programs K-12 Private Tuition	1912									0
334	Special Education Programs Pre-K Tuition	1913									0
335	Remedial/Supplemental Programs K-12 Private Tuition	1914									0
336	Remedial/Supplemental Programs Pre-K Private Tuition	1915									0
337	Adult/Continuing Education Programs Private Tuition	1916									0
338	CTE Programs Private Tuition	1917									0

1	A	B	C	D	E	F	G	H	I	J	K
2	Description: Enter Whole Numbers Only	Funct #	(100) Salaries	(200) Employee Benefits	(300) Purchased Services	(400) Supplies & Materials	(500) Capital Outlay	(600) Other Objects	(700) Non-Capitalized Equipment	(800) Termination Benefits	(900) Total
339	Interscholastic Programs Private Tuition	1918									0
340	Summer School Programs Private Tuition	1919									0
341	Gifted Programs Private Tuition	1920									0
342	Bilingual Programs Private Tuition	1921									0
343	Truants Alternative/Opt Ed Programs Private Tuition	1922									0
344	Total Instruction¹⁴	1000	0	0	0	0	0	0	0	0	0
345	SUPPORT SERVICES (TF)	2000									
346	Support Services - Pupil	2100									
347	Attendance & Social Work Services	2110									0
348	Guidance Services	2120									0
349	Health Services	2130									0
350	Psychological Services	2140									0
351	Speech Pathology & Audiology Services	2150									0
352	Other Support Services - Pupils (Describe & Itemize)	2190									0
353	Total Support Services - Pupil	2100	0	0	0	0	0	0	0	0	0
354	Support Services - Instructional Staff	2200									
355	Improvement of Instruction Services	2210									0
356	Educational Media Services	2220									0
357	Assessment & Testing	2230									0
358	Total Support Services - Instructional Staff	2200	0	0	0	0	0	0	0	0	0
359	Support Services - General Administration	2300									
360	Board of Education Services	2310			68,015						68,015
361	Executive Administration Services	2320									0
362	Special Area Administration Services	2330									0
363	Claims Paid from Self Insurance Fund	2361									0
364	Risk Management and Claims Services Payments	2365			897,462						897,462
365	Total Support Services - General Administration	2300	0	0	965,477	0	0	0	0	0	965,477
366	Support Services - School Administration	2400									
367	Office of the Principal Services	2410									0
368	Other Support Services - School Administration (Describe & Itemize)	2490									0
369	Total Support Services - School Administration	2400	0	0	0	0	0	0	0	0	0
370	Support Services - Business	2500									
371	Direction of Business Support Services	2510									0
372	Fiscal Services	2520									0
373	Facilities Acquisition & Construction Services	2530									0
374	Operation & Maintenance of Plant Services	2540			2,468	1,733	417,000				421,201
375	Pupil Transportation Services	2550									0
376	Food Services	2560									29
377	Internal Services	2570									0
378	Total Support Services - Business	2500	0	0	2,468	1,733	417,000	0	0	0	421,201
379	Support Services - Central	2600									
380	Direction of Central Support Services	2610									0
381	Planning, Research, Development & Evaluation Services	2620									0
382	Information Services	2630									0
383	Staff Services	2640									0
384	Data Processing Services	2660									0
385	Total Support Services - Central	2600	0	0	0	0	0	0	0	0	0
386	Other Support Services - Misc. (Describe & Itemize)	2900									
387	Total Support Services	2000	0	0	967,945	1,733	417,000	0	0	0	1,386,678
388	COMMUNITY SERVICES (TF)	3000									
389	PAYMENTS TO OTHER DIST & GOVT UNITS (TF)	4000									
390	Payments to Other Dist & Govt Units (In-State)	4100									
391	Payments for Regular Programs	4110									0
392	Payments for Special Education Programs	4120									0
393	Payments for Adult/Continuing Education Programs	4130									0
394	Payments for CTE Programs	4140									0
395	Payments for Community College Programs	4170									0

1	A	B	C	D	E	F	G	H	I	J	K
2	Description: Enter Whole Numbers Only	Funct #	(100) Salaries	(200) Employee Benefits	(300) Purchased Services	(400) Supplies & Materials	(500) Capital Outlay	(600) Other Objects	(700) Non-Capitalized Equipment	(800) Termination Benefits	(900) Total
396	Other Payments to In-State Govt Units - Programs <i>(Describe & Itemize)</i>	4190									0
397	Total Payments to Other Dist & Govt Units (In-State)	4100			0			0			0
398	Payments for Regular Programs - Tuition	4210									0
399	Payments for Special Education Programs - Tuition	4220									0
400	Payments for Adult/Continuing Education Programs - Tuition	4230									0
401	Payments for CTE Programs - Tuition	4240									0
402	Payments for Community College Programs - Tuition	4270									0
403	Payments for Other Programs - Tuition	4280									0
404	Other Payments to In-State Govt Units - Tuition <i>(Describe & Itemize)</i>	4290									0
405	Total Payments to Other Dist & Govt Units - Tuition (In State)	4200						0			0
406	Payments for Regular Programs - Transfers	4310									0
407	Payments for Special Education Programs - Transfers	4320									0
408	Payments for Adult/Continuing Ed Programs - Transfers	4330									0
409	Payments for CTE Programs - Transfers	4340									0
410	Payments for Community College Program - Transfers	4370									0
411	Payments for Other Programs - Transfers	4380									0
412	Other Payments to In-State Govt Units - Transfers <i>(Describe & Itemize)</i>	4390									0
413	Total Payments to Other Dist & Govt Units-Transfers (In State)	4300			0			0			0
414	Payments to Other Dist & Govt Units (Out of State)	4400									0
415	Total Payments to Other Dist & Govt Units	4000			0			0			0
416	DEBT SERVICE (TF)	5000									
417	Debt Service - Interest on Short-Term Debt										
418	Tax Anticipation Warrants	5110									0
419	Tax Anticipation Notes	5120									0
420	Corporate Personal Property Replacement Tax Anticipation Notes	5130									0
421	State Aid Anticipation Certificates	5140									0
422	Other Interest or Short-Term Debt <i>(Describe & Itemize)</i>	5150									0
423	Debt Service - Interest on Long-Term Debt	5200									0
424	Debt Service - Payments of Principal on Long-Term Debt ¹⁵ (Lease/Purchase Principal Retired) <i>(Describe & Itemize)</i>	5300									0
425	Debt Service - Other <i>(Describe & Itemize)</i>	5400									0
426	Total Debt Service	5000			0			0			0
427	PROVISION FOR CONTINGENCIES (TF)	6000									0
428	Total Direct Disbursements/Expenditures		0	0	967,945	1,733	417,000	0	0	0	1,386,678
429	Excess (Deficiency) of Receipts/Revenues Over Disbursements/Expenditures										127,801
430											
431	90 - FIRE PREVENTION & SAFETY FUND (FP&S)										
432	SUPPORT SERVICES (FP&S)	2000									30
433	Support Services - Business	2500									
434	Facilities Acquisition & Construction Services	2530									0
435	Operation & Maintenance of Plant Service	2540									0
436	Total Support Services - Business	2500	0	0	0	0	0	0	0		0
437	Other Support Services - Misc. <i>(Describe & Itemize)</i>	2900									0
438	Total Support Services	2000	0	0	0	0	0	0	0		0
439	PAYMENTS TO OTHER DISTRICTS & GOVT UNITS (FP&S)	4000									
440	Payments to Regular Programs	4110									0
441	Payments to Special Education Programs	4120									0
442	Other Payments to In-State Govt Units - Programs <i>(Describe & Itemize)</i>	4190									0
443	Total Payments to Other Districts & Govt Units (FPS)	4000						0			0
444	DEBT SERVICE (FP&S)	5000									
445	Debt Service - Interest on Short-Term Debt	5100									
446	Tax Anticipation Warrants	5110									0
447	Other Interest on Short-Term Debt <i>(Describe & Itemize)</i>	5150									0
448	Total Debt Service - Interest on Short-Term Debt	5100						0			0
449	Debt Service - Interest on Long-Term Debt	5200									0
450	Debt Service - Payments of Principal on Long-Term Debt ¹⁵ (Lease/Purchase Principal Retired) <i>(Describe & Itemize)</i>	5300									0

	A	B	C	D	E	F	G	H	I	J	K
1	Description: Enter Whole Numbers Only	Funct #	(100) Salaries	(200) Employee Benefits	(300) Purchased Services	(400) Supplies & Materials	(500) Capital Outlay	(600) Other Objects	(700) Non-Capitalized Equipment	(800) Termination Benefits	(900) Total
451	Total Debt Service	5000						0			0
452	PROVISIONS FOR CONTINGENCIES (FP&S)	6000									0
453	Total Direct Disbursements/Expenditures		0	0	0	0	0	0	0		0
454	Excess (Deficiency) of Receipts/Revenues Over Disbursements/Expenditures										2,786

	B	C	D	E	F	G	H
1	If there is an amount in column C or column G, please describe the type of revenue or expenditure in column D or column H.						
2	Revenue Check: OK						
3	Expenditure Check: OK						
4	Revenues Acct. (EstRev tab)	Amount	Describe Revenue	Expenditures Fund-Function (EstExp tab)	Amount	Describe Expenditures	
5	1190			10-2190	\$ 77,085	playground monitors, fine arts facility, denk playground salary, fw pl	
6	1290			10-2490			
7	1614			10-2900			
8	1690			10-4190			
9	1790			10-4290			
10	1819			10-4390			
11	1829			10-4400			
12	1890			10-5150			
13	1993			20-2190			
14	1999	\$ 278,382	Scoreboard- sale of advertising, other miscellaneous, R-Milan Fo	20-2900			
15	2300			20-4190			
16	3099			20-4400			
17	3199			20-5150			
18	3299			30-4190			
19	3499			30-5150			
20	3599			30-5300	\$ 5,826,513	Payment of principal on bonds and interest- bonds	
21	3999	\$ 125,756	state library grant, after school/healthy comm	30-5400	\$ 2,918	BOND ISSUE COSTS/ESCROW CH	
22	4009			40-2190	\$ 309,267	Music transport, athletic transportation, interscholastic transport	
23	4090	\$ 630,000	EIR grant	40-2900			
24	4199			40-4190			
25	4299			40-4400			
26	4399			40-5150			
27	4499			40-5300			
28	4699			40-5400			
29	4799			50-2190	\$ 6,059	fine arts, playground employee trs and med benefits	
30	4998	\$ 2,919,806	21st CLCC ESSER, Elevating educators bilingual, cares actll, ca	50-2490			
31				50-2900			
32				50-5150			
33				60-2900			
34				60-4190			32
35				80-2190			
36				80-2490			
37				80-2900			
38				80-4190			
39				80-4290			
40				80-4390			
41				80-4400			
42				80-5150			
43				80-5300			
44				80-5400			
45				90-2900			
46				90-4190			
47				90-5150			
48				90-5300			

DEFICIT BUDGET SUMMARY INFORMATION - Operating Funds Only (School Districts Only)					
Description	EDUCATIONAL FUND (10)	OPERATIONS & MAINTENANCE FUND (20)	TRANSPORTATION FUND (40)	WORKING CASH FUND (70)	TOTAL
Direct Revenues	85,553,970	7,543,265	2,179,732	360,521	95,637,488
Direct Expenditures	85,074,411	6,846,902	1,863,396		93,784,709
Difference	479,559	696,363	316,336	360,521	1,852,779
Estimated Fund Balance - June 30, 2025	35,804,781	7,795,277	4,389,118	2,677,494	50,666,670

Balanced budget; no Deficit Reduction Plan is required.

A deficit reduction plan is required if the local board of education adopts (or amends) the 2024-2025 school district budget in which the “operating funds” listed above result in direct revenues (line 9, BudgetSum 2-4) being less than direct expenditures (line 19, BudgetSum 2-4) by an amount equal to or greater than one-third (1/3) of the ending fund balance (line 81, BudgetSum 2-4).

Note: The balance is determined using only the four funds listed above. That is, if the estimated ending fund balance is less than three times the deficit spending, the district must adopt and file with ISBE a deficit reduction plan to balance the shortfall within three years.

Per School Code (105 ILCS 5/17-1) - If the Deficit AFR Summary Information tab from the 2023-2024 Annual Financial Report (AFR) reflects a deficit as defined above, then the school district shall adopt and submit a deficit reduction plan (found here on page 23-27) to ISBE within 30 days after acceptance of the AFR.

The deficit reduction plan, if required, is developed using ISBE guidelines and format.

	A	B	C	D	E	F	G
1	*School Districts Only		DEFICIT REDUCTION PLAN ESTIMATED BUDGET FY2024-2025				
2							
3	49081041025						
4	<i>District Number</i>						
5	Rock Island SD 41						
6	<i>District Name</i>		Educational Fund	Operations & Maintenance Fund	Transportation Fund	Working Cash Fund	Total
7	ESTIMATED BEGINNING FUND BALANCE <i>(must equal prior Ending Fund Balance)</i>		35,325,222	7,098,914	4,072,782	2,316,973	48,813,891
8	RECEIPTS/REVENUES		Acct #				
9	LOCAL SOURCES		1000	32,774,263	5,738,265	1,515,113	360,521
10	FLOW-THROUGH RECEIPTS/REVENUES FROM ONE DISTRICT TO ANOTHER DISTRICT		2000	0	0	0	0
11	STATE SOURCES		3000	35,307,578	1,805,000	664,619	0
12	FEDERAL SOURCES		4000	17,472,129	0	0	0
13	Total Receipts/Revenues			85,553,970	7,543,265	2,179,732	360,521
14	DISBURSEMENTS/EXPENDITURES		Funct #				
15	INSTRUCTION		1000	54,747,607			54,747,607
16	SUPPORT SERVICES		2000	23,086,513	6,846,902	1,863,396	31,796,811
17	COMMUNITY SERVICES		3000	4,544,645	0	0	4,544,645
18	PAYMENTS TO OTHER DISTRICTS & GOVT. UNITS		4000	2,695,646	0	0	2,695,646
19	DEBT SERVICES		5000	0	0	0	0
20	PROVISION FOR CONTINGENCIES		6000	0	0	0	0
21	Total Disbursements/Expenditures			85,074,411	6,846,902	1,863,396	93,784,709
22	Excess of Receipts/Revenue Over/(Under) Disbursements/Expenditures			479,559	696,363	316,336	360,521
23	OTHER SOURCES/USES OF FUNDS						
24	OTHER SOURCES OF FUNDS (7000)			0	0	0	0
25	OTHER USES OF FUNDS (8000)			0	0	0	0
26	TOTAL OTHER SOURCES/USES OF FUNDS			0	0	0	0
27	ESTIMATED ENDING FUND BALANCE			35,804,781	7,795,277	4,389,118	2,677,494

	A	B	H	I	J	K	L
1	*School Districts Only		ESTIMATED BUDGET FY2025-2026				
2							
3	49081041025						
4	<i>District Number</i>						
5	Rock Island SD 41						
6	<i>District Name</i>		Educational Fund	Operations & Maintenance Fund	Transportation Fund	Working Cash Fund	Total
7	ESTIMATED BEGINNING FUND BALANCE <i>(must equal prior Ending Fund Balance)</i>		35,804,781	7,795,277	4,389,118	2,677,494	50,666,670
8	RECEIPTS/REVENUES	Acct #					
9	LOCAL SOURCES	1000					0
10	FLOW-THROUGH RECEIPTS/REVENUES FROM ONE DISTRICT TO ANOTHER DISTRICT	2000					0
11	STATE SOURCES	3000					0
12	FEDERAL SOURCES	4000					0
13	Total Receipts/Revenues		0	0	0	0	0
14	DISBURSEMENTS/EXPENDITURES	Funct #					
15	INSTRUCTION	1000					0
16	SUPPORT SERVICES	2000					0
17	COMMUNITY SERVICES	3000					0
18	PAYMENTS TO OTHER DISTRICTS & GOVT. UNITS	4000					0
19	DEBT SERVICES	5000					0
20	PROVISION FOR CONTINGENCIES	6000					0
21	Total Disbursements/Expenditures		0	0	0		0
22	Excess of Receipts/Revenue Over/(Under) Disbursements/Expenditures		0	0	0	0	0
23	OTHER SOURCES/USES OF FUNDS						
24	OTHER SOURCES OF FUNDS (7000)						0
25	OTHER USES OF FUNDS (8000)						0
26	TOTAL OTHER SOURCES/USES OF FUNDS		0	0	0	0	0
27	ESTIMATED ENDING FUND BALANCE		35,804,781	7,795,277	4,389,118	2,677,494	50,666,670

	A	B	M	N	O	P	Q
1	*School Districts Only		ESTIMATED BUDGET FY2026-2027				
2							
3	49081041025						
4	<i>District Number</i>						
5	Rock Island SD 41						
6	<i>District Name</i>		Educational Fund	Operations & Maintenance Fund	Transportation Fund	Working Cash Fund	Total
7	ESTIMATED BEGINNING FUND BALANCE <i>(must equal prior Ending Fund Balance)</i>		35,804,781	7,795,277	4,389,118	2,677,494	50,666,670
8	RECEIPTS/REVENUES		Acct #				
9	LOCAL SOURCES		1000				
10	FLOW-THROUGH RECEIPTS/REVENUES FROM ONE DISTRICT TO ANOTHER DISTRICT		2000				
11	STATE SOURCES		3000				
12	FEDERAL SOURCES		4000				
13	Total Receipts/Revenues		0	0	0	0	0
14	DISBURSEMENTS/EXPENDITURES		Funct #				
15	INSTRUCTION		1000				
16	SUPPORT SERVICES		2000				
17	COMMUNITY SERVICES		3000				
18	PAYMENTS TO OTHER DISTRICTS & GOVT. UNITS		4000				
19	DEBT SERVICES		5000				
20	PROVISION FOR CONTINGENCIES		6000				
21	Total Disbursements/Expenditures		0	0	0	0	0
22	Excess of Receipts/Revenue Over/(Under) Disbursements/Expenditures		0	0	0	0	0
23	OTHER SOURCES/USES OF FUNDS						
24	OTHER SOURCES OF FUNDS (7000)						
25	OTHER USES OF FUNDS (8000)						
26	TOTAL OTHER SOURCES/USES OF FUNDS		0	0	0	0	0
27	ESTIMATED ENDING FUND BALANCE		35,804,781	7,795,277	4,389,118	2,677,494	50,666,670

	A	B	R	S	T	U	V
1	*School Districts Only		ESTIMATED BUDGET FY2027-2028				
2							
3	49081041025						
4	<i>District Number</i>						
5	Rock Island SD 41						
6	<i>District Name</i>		Educational Fund	Operations & Maintenance Fund	Transportation Fund	Working Cash Fund	Total
7	ESTIMATED BEGINNING FUND BALANCE <i>(must equal prior Ending Fund Balance)</i>		35,804,781	7,795,277	4,389,118	2,677,494	50,666,670
8	RECEIPTS/REVENUES		Acct #				
9	LOCAL SOURCES		1000				
10	FLOW-THROUGH RECEIPTS/REVENUES FROM ONE DISTRICT TO ANOTHER DISTRICT		2000				
11	STATE SOURCES		3000				
12	FEDERAL SOURCES		4000				
13	Total Receipts/Revenues		0	0	0	0	0
14	DISBURSEMENTS/EXPENDITURES		Funct #				
15	INSTRUCTION		1000				
16	SUPPORT SERVICES		2000				
17	COMMUNITY SERVICES		3000				
18	PAYMENTS TO OTHER DISTRICTS & GOVT. UNITS		4000				
19	DEBT SERVICES		5000				
20	PROVISION FOR CONTINGENCIES		6000				
21	Total Disbursements/Expenditures		0	0	0	0	0
22	Excess of Receipts/Revenue Over/(Under) Disbursements/Expenditures		0	0	0	0	0
23	OTHER SOURCES/USES OF FUNDS						
24	OTHER SOURCES OF FUNDS (7000)						
25	OTHER USES OF FUNDS (8000)						
26	TOTAL OTHER SOURCES/USES OF FUNDS		0	0	0	0	0
27	ESTIMATED ENDING FUND BALANCE		35,804,781	7,795,277	4,389,118	2,677,494	50,666,670

	A	B	W	X	Y	Z
1	*School Districts Only		SUMMARY BUDGET ADDENDUM - DEFICIT REDUCTION PLAN ESTIMATED BUDGET Date of Adoption: <input type="text"/> <i>(Enter as MM/DD/YY)</i>			
2						
3	49081041025					
4	District Number					
5	Rock Island SD 41					
6	District Name		FY2024-2025	FY2025-2026	FY2026-2027	FY2027-2028
7	ESTIMATED BEGINNING FUND BALANCE <i>(must equal prior Ending Fund Balance)</i>		48,813,891	50,666,670	50,666,670	50,666,670
8	RECEIPTS/REVENUES		Acct #			
9	LOCAL SOURCES		1000	40,388,162	0	0
10	FLOW-THROUGH RECEIPTS/REVENUES FROM ONE DISTRICT TO ANOTHER DISTRICT		2000	0	0	0
11	STATE SOURCES		3000	37,777,197	0	0
12	FEDERAL SOURCES		4000	17,472,129	0	0
13	Total Receipts/Revenues			95,637,488	0	0
14	DISBURSEMENTS/EXPENDITURES		Funct #			
15	INSTRUCTION		1000	54,747,607	0	0
16	SUPPORT SERVICES		2000	31,796,811	0	0
17	COMMUNITY SERVICES		3000	4,544,645	0	0
18	PAYMENTS TO OTHER DISTRICTS & GOVT. UNITS		4000	2,695,646	0	0
19	DEBT SERVICES		5000	0	0	0
20	PROVISION FOR CONTINGENCIES		6000	0	0	0
21	Total Disbursements/Expenditures			93,784,709	0	0
22	Excess of Receipts/Revenue Over/(Under) Disbursements/Expenditures			1,852,779	0	0
23	OTHER SOURCES/USES OF FUNDS					
24	OTHER SOURCES OF FUNDS (7000)			0	0	0
25	OTHER USES OF FUNDS (8000)			0	0	0
26	TOTAL OTHER SOURCES/USES OF FUNDS			0	0	0
27	ESTIMATED ENDING FUND BALANCE			50,666,670	50,666,670	50,666,670

Deficit Reduction Plan-Background/Assumptions (School Districts Only)

Fiscal Year 2024-2025

through Fiscal Year 2027-2028

Rock Island SD 41 49081041025

Please complete the following schedule and include a brief description to identify any areas of the budget that will be impacted from one year to the next. If the deficit reduction plan relies upon new local revenues, identify contingencies for further budget reductions which will be enacted in the event those new revenues are not available.

1. Background and Narrative of Budget Reductions:

2. Assumptions Used in the Deficit Reduction Plan:

- EBF and Estimated New Tier Funding:

- Equal Assessed Valuation and Tax Rates:

- Employee Salaries and Benefits:

Deficit Reduction Plan-Background/Assumptions (School Districts Only)

Fiscal Year 2024-2025

through Fiscal Year 2027-2028

- Short- and Long-Term Borrowing:

- Educational Impact:

- Other Assumptions:

- Has the district considered shared services or outsourcing (Ex: Transportation, Insurance)? If yes, please explain:

Evidence-Based Funding: Fiscal Year 2025 Spending Plan

ROCK ISLAND SCHOOL DISTRICT 41

Part I: Achieving Student Growth and Making Progress Toward State Education Goals

The questions below allow you to indicate the strategic priorities and strategies that will drive your efforts to achieve student growth and make progress toward state education goals. These may involve investing in any combination of an Organizational Unit's core resources: time, money, people, and programs.

Collaboration Opportunity - Organizational Units may find that Part I is most easily and effectively completed if led by program leaders in consultation with finance leaders.

1) What are the Organizational Unit's strategic goals for student success for the 2024-25 school year? What measures will be used to evaluate progress? (No more than 2000 characters, including spaces.)

Center on overall student growth

	Top Strategy 1	Top Strategy 2	Top Strategy 3
2) Select the top three strategies that the Organizational Unit will employ to achieve student growth and make progress toward state education goals. (Select three different responses from the dropdown list.)	Improve programs, curriculum, and/or learning tools	Focus increased time and attention on special student groups	Increase the number of high-quality educators dedicated to special student groups
If "Other" was selected in question 2, please describe. (No more than 1000 characters, including spaces.)			

Part II: Planned Use of Evidence-Based Funding

The questions below provide an opportunity to document the stakeholders with whom you consulted and the data you analyzed as you determined your strategic allocations of FY 2025 EBF dollars. Key statistics related to EBF distributions are provided for your reference. Form 50-36/50-39 is typically released before current-year appropriations are known. Therefore, the figures provided are for the prior fiscal year.

Collaboration Opportunity - Organizational Units may find that questions in this section are most easily and effectively completed if led by finance leaders in consultation with program leaders.

Evidence-Based Funding Organizational Unit Results (FY 2024)	Final Resources / Adequacy Target = Percent of Adequacy	Average Student Enrollment	5,863.78	Adequacy Target	\$86,853,096
		Final Resources	\$70,217,922	Percent of Adequacy	81%
	Base Funding Minimum + Tier Funding = Gross State Contribution	Tier Assignment	2	Gross State Contribution	\$34,519,079
		FY24 Base Funding Minimum	\$33,960,355	FY 2024 Tier Funding	\$558,724
	Within FY 2024 Gross State Contribution, Resources Attributable to Specific Populations	Low-Income Students	\$8,226,037		
		English Learners (Els)	\$568,899		
		Special Education	\$2,598,541		

1) FY 2025 Tier Funding Allocation*: Enter the dollar amount of Tier Funding (e.g., NEW MONEY only) allocated to the Organizational Unit for FY 2025. Select whether the amount is estimated or actual funding.	FY 2025 Tier Funding	Funding Type (Select)	*Note: Tier Funding allocations are published annually at https://www.isbe.net/Pages/ebfdistribution.aspx . Amounts are available in early August. Districts must use actual funding amounts if they are available before submitting the budget to ISBE.
	\$3,000,000	Estimated	

		Data Source 1	Data Source 2	Data Source 3			
2)	Select the top three sources of data used to inform the Organizational Unit's planned allocation of EBF dollars. (Select three different responses.)	Attendance data (e.g., chronic absenteeism, graduation or dropout rates)	Student growth and achievement data, disaggregated by student groups	Student grades or other local academic performance data			
3)	Indicate with which groups the Organizational Unit engaged to inform its intended allocation of EBF dollars. (Select any that apply; otherwise leave blank.)	Bilingual Program Director(s)	Yes	Principals	Yes	Bilingual Parent Advisory Committee	Yes
		Special Ed. Program Director(s)	Yes	School Improvement Teams	Yes	Other Parent Group(s)	Yes
		Other Program Leaders	Yes	Teacher or Support Staff Unions	Yes	Community Focus Group(s)	Yes
		School Board Members	Yes	Other School Staff		Other	
[Optional] Provide a brief description of the Organizational Unit's process for consulting with internal and external stakeholders in determining the allocation of EBF dollars. (No more than 1000 characters, including spaces.)							
		Priority Investment 1	Priority Investment 2	Priority Investment 3			
4)	Given the data analyzed, the stakeholders consulted, and the priorities identified in Part I, indicate the top three priority investments the Organizational Unit will make with its FY 2025 Base Funding Minimum (e.g., excluding Tier Funding). Choose "Other" if investments do not match the provided list. (Select three different responses. "Other" may be selected more than once if needed.)	Core Teachers	Core Intervention Teacher	Specialist Teachers			
		If "Other" was selected in question 4, please describe. (No more than 1000 characters, including spaces.)					

Cost Factor Table

The table below presents the regionally adjusted amount embedded in the Organizational Unit's FY 2024 Adequacy Target for each of the 34 cost factors in the Evidence-Based Funding model (Column F). Column G is required for all Organizational Units that receive at least \$5,000 in Tier Funding, while column H is optional. Organizational Units may choose to provide additional narrative context in Columns I-M to elaborate on the figures included in the table. ISBE has produced guidance for populating the cost factor table. The guidance includes a definition for each cost factor, along with suggestions for using Employee Information System position codes and common expenditure accounts to support a determination of expenditures. This guidance is available at <https://www.isbe.net/ebfspendingplan>.

Column G: If the Organizational Unit will receive at least \$5,000 in FY 2025 Tier Funding (as entered in Q2.1/cell G31), column G is required. Please indicate the Organizational Unit's planned expenditures in FY 2025 from Tier Funds only. Organizational Units are not expected to place a value in each cell. Rather, the table allows for the communication of priority investments with new state resources for the current fiscal year. During years in which there is no new Tier Funding, column G will not be required. During years in which Tier Funding is available, the amount of new Tier Funding entered in Q2.1/cell G31 above must equal the sum in cell G90 below. If some or all Tier Funding is invested outside of the cost factors, enter a dollar amount in cell G89 and provide additional context in the space for a narrative beginning in row 93.

Column H: Optionally, Organizational Units may populate column H with total planned expenditures in FY 2025 for each cost factor from all revenue sources (e.g., not just from EBF). By comparing the figures in column F to the figures entered in column H, the Organizational Unit may engage local stakeholders in productive dialogue about resource allocation decisions.

Cost Factors	Amount in FY 2024 Adjusted Adequacy Target	Budgeted FY 2025 Investments with New Tier Funding [Required]	Budgeted FY 2025 Expenditures (All Resources) [Optional]	Optional District Narratives	
Core Investments	Core Teachers	\$18,976,102	\$500,000	\$18,000,000	Enter optional context for core investment decisions.
	Specialist Teachers	\$4,561,628		\$4,500,000	
	Instructional Facilitator	\$1,920,855		\$2,000,000	
	Core Intervention Teacher	\$783,586	\$100,000	\$800,000	
	Substitute Teachers	\$705,198		\$750,000	
	Guidance Counselor	\$1,323,888		\$1,300,000	
	Nurse	\$429,364		\$430,000	
	Supervisory Aide	\$722,026	\$50,000	\$700,000	
	Librarian	\$873,196		\$800,000	
	Librarian Aide	\$522,339		\$530,000	
	Principal	\$1,295,414	\$100,000	\$2,500,000	
	Assistant Principal	\$1,115,354	\$50,000	\$1,200,000	
	School Site Staff	\$866,397	\$750,000	\$900,000	
	Subtotal	\$34,095,348	\$1,550,000	\$34,410,000	

Per Student Investments	Gifted	\$522,948		\$500,000	<i>Enter optional context for per student investment decisions.</i>
	Professional Development	\$732,973		\$800,000	
	Instructional Materials	\$1,905,729		\$2,000,000	
	Assessments	\$199,369		\$220,000	
	Computer & Tech Equipment	\$3,348,218		\$3,450,000	
	Student Activities	\$2,177,939		\$2,200,000	
	Maintenance & Operations	\$7,980,605		\$6,400,000	
	Central Office	\$5,494,362		\$5,300,000	
	Employee Benefits	\$17,341,843	\$1,000,000	\$17,500,000	
	Subtotal*	\$39,145,823	\$1,000,000	\$38,370,000	
Additional Investments	Low-Income Intervention Teacher	\$1,765,299		\$1,800,000	<i>Enter optional context for additional investment decisions.</i>
	Low-Income Pupil Support Staff	\$1,765,299		\$1,800,000	
	Low-Income Extended Day Teacher	\$1,838,551		\$1,750,000	
	Low-Income Summer School Teacher	\$1,838,551		\$1,800,000	
	EL Intervention Teacher	\$397,935		\$400,000	
	EL Pupil Support Staff	\$397,935		\$400,000	
	EL Extended Day Teacher	\$414,433		\$410,000	
	EL Summer School Teacher	\$414,433		\$410,000	
	EL Core Teacher	\$497,583		\$500,000	
	Sp Ed Teacher	\$2,743,968	\$450,000	\$3,000,000	
	Sp Ed Instructional Assistant	\$1,111,508		\$1,200,000	
	Sp Ed Psychologist	\$426,429		\$400,000	
	Subtotal	\$13,611,925	\$450,000	\$13,870,000	
Other Investments					
Total**	\$86,853,096	\$3,000,000	\$86,650,000	Tier Funding Check (Cell G90) Complete, G90=G31	
<p>*The subtotal for Per Student Investments is a calculated figure that adjusts salary portions of Central Office and Maintenance & Operations to account for regional salary differences. As a result, the sum of each individual cost factor will not equal the subtotal. **The total is the Final Adequacy Target (adjusted for Regionalization Factor) calculated in the Full FY 2024 EBF Calculation file. Due to differences in rounding, this figure may vary slightly from the sum of the subtotals in this table.</p>					

If some or all Tier Funding was invested outside of the cost factors, please describe. (No more than 1000 characters, including spaces.)

Part III: Support for Special Student Groups

EBF statute sets aside specific allocations to be spent for special education, English learners, and low-income students. Per statute these designated funds must be spent on programs and services benefiting these specific student groups. Funds for English learners and low-income students must be spent in addition to, and not in lieu of, funding that supports general programs of instruction for all students. Funds attributable to special education must be used for the provision of special education facilities and services as outlined in ILCS 14-1.08. Current-year EBF amounts attributable to each of the special student groups must be reported in cells G100-G102 below. If the Organizational Unit received at least \$5,000 for any of the student groups, a response to the questions below is required. For amounts less than \$5,000, a response is optional. All other EBF funds may be spent in any manner deemed appropriate by the school district.

Collaboration Opportunity - Organizational Units may find that questions in this section are most easily and effectively completed through collaboration between program leaders affiliated with each student group and finance leaders.

1)	FY 2025 Student Population Allocations*: Enter the dollar amount of resources attributable to Specific Populations within the FY25 Gross State Contribution. Enter "0" if no funds are allocated for a student group. Select whether amounts are estimated or actual.	Low-Income Students	Enter Amounts	Select type	*Note: Allocations for each of the three student groups are published annually at isbe.net/ebfdist under "Reports." Amounts are typically available by September 1. Districts must use actual funding amounts if they are available before submitting the budget to ISBE.
			\$8,000,000	Estimated	
		English Learners	\$1,500,000	Estimated	
		Special Education	\$4,000,000	Estimated	

2)	Organizational Unit investment of EBF dollars for low-income students: Select the investments that apply. (Optionally, dollar amounts for each investment may be entered.) Response Required	Low-Income Intervention Teacher	Yes	Low-Income Extended Day Teacher	Yes	Other Investments	
		[Optional - Enter \$]		[Optional - Enter \$]		[Optional - Enter \$]	
		Low-Income Pupil Support Staff	Yes	Low-Income Summer School Teacher	Yes		
		[Optional - Enter \$]		[Optional - Enter \$]			
Additional context for the Organizational Unit's planned use of dollars attributable to low-income students in FY 2025. (Required if "Other Investments" selected above. No more than 500 characters, including spaces.)							

3)	Organizational Unit investment of EBF dollars for English learners: Select the investments that apply. (Optionally, dollar amounts for each investment may be entered.) Response Required	English Learner Intervention Teacher	Yes	English Learner Extended Day Teacher	Yes	English Learner Core Teacher	Yes
		[Optional - Enter \$]		[Optional - Enter \$]		[Optional - Enter \$]	
		English Learner Pupil Support Staff	Yes	English Learner Summer School Teacher		Other Investments	
		[Optional - Enter \$]		[Optional - Enter \$]		[Optional - Enter \$]	
Additional context for the Organizational Unit's planned use of dollars attributable to English learners in FY 2025. (Required if "Other Investments" selected above. No more than 500 characters, including spaces.)							

4)	Organizational Units investment of EBF dollars for Special Education: Select the investments that apply. (Optionally, dollar amounts for each investment may be entered.) Response Required	Special Education Teacher	Yes	Special Education Psychologist	Yes		
		[Optional - Enter \$]		[Optional - Enter \$]			
		Special Education Instructional Assistant	Yes	Other Investments			
		[Optional - Enter \$]		[Optional - Enter \$]			
Additional context for the Organizational Unit's planned use of dollars attributable to Special Education students in FY 2025. (Required if "Other Investments" selected above. No more than 500 characters, including spaces.)							

Plan Assurances

Please complete the assurances below related to Article 14C of the Illinois School Code, which stipulates allowable expenditures for English learners. Organizational Units should maintain supporting documentation (e.g., sign-in sheets, meeting agendas) to affirm the veracity of the below assurances. Note that a separate collection of the Bilingual Service Plan takes place before each school year and must be separately reviewed by the Bilingual Parent Advisory Committee (BPAC). Responses in this plan should be aligned with information contained in the Bilingual Service Plan. Responses in this section are only required if an Organizational Unit receives any amount of EBF dollars attributable to English learners.

Collaboration Opportunity - Organizational Units may find that the plan assurances are most easily and effectively completed if led by program leaders.

1). "I hereby affirm that at least 60% of the school district's state funds attributable to English learners will be used for instructional costs of programs and services for English learners (function 1000), in accordance with Article 14C of the Illinois School Code. The remaining balance of state funds attributable to English learners will also be used to serve English learners."

Required

2). "My school district has at least one attendance center with 20 or more English learners (including parental refusals) who speak the same home language other than English in grades K-12. Alternatively and/or additionally, my school district has at least one attendance center with 20 or more English learners (including parent refusals) who speak the same home language other than English in pre-K."

Required

3). "I hereby affirm that the school district's BPAC will review this EBF Spending Plan by or before October 31, 2024."

Required

4). Enter the anticipated date on which the BPAC review will take place and the name of the BPAC chair for SY 2024-25.

Required	BPAC Meeting (MM/DD/YYYY)	9/19/2024
	Name of Chair	LaShanta Williams

Spending Plan Completion Tracker		
Use the information below to confirm completion of all required questions. Note that the "status" column adjusts to responses, so the tracker is most helpful to consult after you have completed the spending plan.		
Question	Status	Acceptance Criteria
Part 1, Q1	Complete	Character length of response must be >10 and <=2000, including spaces.
Part 1, Q2	Complete	A different response must be selected in G11, I11, and L11; cells cannot be blank.
Part 1, Q2 (Narrative)	Complete	Response required only if "Other" selected in G11, I11, or L11; character length of response must be >10 and <=1000, including spaces.
Part 2, Q1	Complete	A numeric value must be entered in cell G31 (estimated or actual Tier Funding, or 0 if appropriations did not include Tier Funding). A type must be selected in cell H31.
Part 2, Q2	Complete	A different response must be selected in G35, I35, and L35; cells cannot be blank.
Part 2, Q3	Complete	At least one response must be selected.
Part 2, Q4	Complete	Cells G43, I43, and L43 cannot be blank. "Other" may be selected more than once, but other responses may not be repeated.
Part 2, Q4 (Narrative)	Complete	Response required only if "Other" selected in G43, I43, or L43; character length of response must be >10 and <=1000, including spaces.
Part 2, Q5 (Cell G90)	Complete	Cell G90 must be equal to the value in cell G31.
Part 2, Q5 (Narrative)	Complete	Response required only if a value was entered in cell G89; character length of response must be >10 and <=1000, including spaces.
Part 3, Q1 Low-Income Funds	Complete	A numeric value must be entered. A type must be selected in cell H100.
Part 3, Q1 English Learner Funds	Complete	A numeric value must be entered, which may be "0" if the organizational unit received no funding for the specified student group. A type must be selected in cell H101.
Part 3, Q1 Spec. Ed. Funds	Complete	A numeric value must be entered. A type must be selected in cell H102.
Part 3, Q2	Complete	At least one response must be selected.
Part 3, Q2 (Narrative)	Complete	Response required only if "Other Investments" was selected in the previous question; character length of response must be >10 and <=500, including spaces.
Part 3, Q3	Complete	At least one response must be selected.
Part 3, Q3 (Narrative)	Complete	Response required only if "Other Investments" was selected in the previous question; character length of response must be >10 and <=500, including spaces.
Part 3, Q4	Complete	At least one response must be selected.
Part 3, Q4 (Narrative)	Complete	Response required only if "Other Investments" was selected in the previous question; character length of response must be >10 and <=500, including spaces.
Assurances 1	Complete	Response required if the value entered in cell G101>0.
Assurances 2	Complete	Response required if the value entered in cell G101>0.
Assurances 3	Complete	Response required if "Yes" selected in cell E133.
Assurances 4 (Meeting Date)	Complete	Response required if "Yes" selected in cell E133; enter date in MM/DD/YYYY format.
Assurances 4 (Name of Chair)	Complete	Response required if "Yes" selected in cell E133.

ESTIMATED LIMITATION OF ADMINISTRATIVE COSTS (School Districts Only)

(For Local Use Only)

This is an estimated Limitation of Administrative Costs Worksheet only and will not be accepted for Official Submission of the Limitation of Administrative Costs Worksheet.

The worksheet is intended for use during the budgeting process to estimate the district's percent increase of FY2025 budgeted expenditures over actual FY2024 expenditures. Budget information is copied to this page. Insert the prior year estimated actual expenditures to compute the estimated percentage increase (decrease).

The official Limitation of Administrative Costs Worksheet is attached to the end of the Annual Financial Report (ISBE Form 50-35) and may be submitted in conjunction with that report.

An official Limitation of Administrative Costs Worksheet can also be found on the ISBE website at: [Limitation of Administrative Costs](#)

ESTIMATED LIMITATION OF ADMINISTRATIVE COSTS WORKSHEET

(Section 17-1.5 of the School Code)

School District Name: **Rock Island SD 41**

RCDT Number: **49081041025**

		Estimated Actual Expenditures, Fiscal Year 2024				Budgeted Expenditures, Fiscal Year 2025			
		(10)	(20)	(80)		(10)	(20)	(80)	
Description	Funct. No.	Educational Fund	Operations & Maintenance Fund	Tort Fund	Total	Educational Fund	Operations & Maintenance Fund	Tort Fund	Total
1. Executive Administration Services	2320	372,355		0	372,355	394,575		0	394,575
2. Special Area Administration Services	2330	125,830		0	125,830	136,079		0	136,079
3. Other Support Services - School Administration	2490	0		0	0	0		0	0
4. Direction of Business Support Services	2510	185,988	0	0	185,988	182,434	0	0	182,434
5. Internal Services	2570	9,255		0	9,255	10,427		0	10,427
6. Direction of Central Support Services	2610	0		0	0	0		0	0
7. Deduct - Early Retirement or other pension obligations required by state law and included above.					0				0
8. Totals		693,428	0	0	693,428	723,515	0	0	723,515
9. Estimated Percent Increase (Decrease) for FY2025 (Budgeted) over (Actual) FY 2024									4%

Reference Description

- 1 Each fund balance should correspond to the fund balance reflected on the books as of June 30th - Balance Sheet Accounts #720 and #730 (audit figures, if available).
- 2 Accounting and Financial Reporting for Certain Grants and Other Financial Assistance. The "On-Behalf" Payments should only be reflected on this page (Budget Summary, Lines 10 and 20).
- 3 Requires the secretary of the school board to notify the county clerk (within 30 days of the transfer approval) to abate an equal amount of taxes to be next extended. See Sec. 10-22.14 & 17-2.11.
- 3^a Requires notification to the county clerk to abate an equal amount from taxes next extended. See section 10-22.14
- 4 Principal on Bonds Sold:
 - (1) Funding Bonds are to be entered in the fund or funds in which the liability occurs.
 - (2) Refunding Bonds can be entered in the Debt Services Fund only.
 - (3) Building Bonds can be entered in the Capital Projects Fund only.
 - (4) Fire Prevention and Safety Bonds can be entered in the Fire Prevention & Safety Fund only.
- 5

The proceeds from the sale of school sites, buildings, or other real estate shall be used first to pay the principal and interest on any outstanding bonds on the property being sold, and after all such bonds have been retired, the remaining proceeds from the sale next shall be used by the school board to meet any urgent district needs as determined under Sections 2-3.12 and 17-2.11 of the School Code. Once these issues have been addressed, any remaining proceeds may be used for any other authorized purpose and for deposit into any district fund.
- 6 The School Code, Section 10-22.44 prohibits the transfer of interest earned on the investment of "any funds for purposes of Illinois Municipal Retirement under the Pension Code." This prohibition does not include funds for Social Security and Medicare-only purposes. For additional requirements on interest earnings, see 23 Illinois Administrative Code, Part 100, Section 100.50.
- 7 Cash plus investments must be greater than or equal to zero.
- 8

For cash basis budgets, this total will equal the Budget Summary - Total Direct Receipts/Revenues (Line 9) plus Total Other Sources of Funds (Line 46).
- 9

For cash basis budgets, this total will equal the Budget Summary - Total Direct Disbursements/Expenditures (Line 19) plus Total Other Uses of Funds (Line 79).
- 10

Working Cash Fund loans may be made to any district fund for which taxes are levied (Section 20-5 of the School Code).
- 11

Include revenue accounts 1110 through 1115, 1117,1118 & 1120.
- 12

The School Code Section 17-2.2c. Tax for leasing educational facilities or computer technology or both, and for temporary relocation expense purposes.
- 13

Corporate personal property replacement tax revenue must be first applied to the Municipal Retirement/Social Security Fund to replace tax revenue lost due to the abolition of the corporate personal property tax (30 ILCS 115/12). This provision does not apply to taxes levied for Medicare-Only purposes.
- 14

Only tuition payments made to private facilities. See Functions 4200 or 4400 for estimated public facility disbursements/expenditures.
- 15


Payment towards the retirement of lease/purchase agreements or bonded/other indebtedness (principal only) otherwise reported within the fund - e.g.: alternate revenue bonds. (Describe & Itemize)
- 16

Only abolishment of Working Cash Fund must transfer its funds directly to the Educational Fund upon adoption of a resolution and at the close of the current school Year (see 105 ILCS 5/20-8 for further explanation)

Only abatement of working cash fund can transfer its funds to any fund in most need of money (see 105 ILCS 5/20-10 for further explanation)

CHECK FOR ERRORS	
This worksheet checks various cells to assure that selected items are in balance.	
Please fix errors below before submitting to ISBE.	
Budget Item References	Message
1. Deficit Reduction Plan (DefReductPlan 23-27 tab)	
Is Deficit Reduction Plan Required? (Joint Agreements do not complete Deficit Reduction Plan.)	Deficit Reduction Plan is not required
If required, is Deficit Reduction Plan completed? (DefReductPlan 23-27 tab)	
2. Cover Page (Cover tab)	
District Name must be selected from drop-down. (Cell H13)	OK
Accounting Basis must be selected on Cover sheet.	OK
Dates (Day, Month, Year) must be input on Cover sheet.	OK
Board Names must be typed on Cover sheet.	ERROR - TYPE BOARD NAMES
3. Budget Summary: Other Sources (BudgetSum 2-4 tab - Acct 7000) must equal Other Uses (BudgetSum 2-4 tab - Acct 8000).	
Estimated Beginning Fund Balance July, 1 2023 for all Funds (Cells C3 - K3) (Line must have a number or zero. Do not leave blank.)	OK
Estimated Activity Fund Beginning Fund Balance July, 1 2023 (Cell C83) (Cell must have a number or zero. Do not leave blank.)	OK
Transfer Among Funds (Funds 10, 20, 40 - Acct 7130 - Cells C29, D29, F29), must equal (Funds 10, 20 & 40 - Acct 8130 - Cells C52, D52, F52).	OK
Transfer of Interest (Funds 10 thru 90 - Acct 7140 - Cells C30:K30), must equal (Funds 10 thru 60, & 80 - Acct 8140 - Cells C53:H53, J53).	OK
Transfer to Debt Service to Pay Principal on GASB 87 Leases (Fund 30 - Acct 7400 - Cell E39) must equal (Funds 10, 20 & 60 - Acct 8400 Cells C57:H60).	OK
Transfer to Debt Service to Pay Interest on GASB 87 Leases (Fund 30 - Acct 7500 - Cell E40) must equal (Funds 10, 20 & 60 - Acct 8500 - Cells C61:H64).	OK
Transfer to Debt Service Fund to Pay Principal on Revenue Bonds (Fund 30 - Acct 7600 - Cell E41) must equal (Funds 10 & 20 - Acct 8600 - Cells C65:D68).	OK
Transfer to Debt Service to Pay Interest on Revenue Bonds (Fund 30 - Acct 7700 - Cell E42) must equal (Funds 10 & 20 - Acct 8700 - Cells C69:D72).	OK
Transfer to Capital Projects Fund (Fund 60 - Acct 7800 - Cell H43) must equal (Fund 10 & 20, Acct 8800 - Cells C73:D76).	OK
4. Summary of Cash Transactions: Beginning Cash Balance on Hand July 1, 2023 (CashSum 5 tab, All Funds) cannot be negative.	
Educational (Fund 10 - Cell C3)	OK
Operations & Maintenance (Fund 20 - Cell D3)	OK
Debt Service (Fund 30 - Cell E3)	OK
Transportation (Fund 40 - Cell F3)	OK
Municipal Retirement/Social Security (Fund 50 - Cell G3)	OK
Capital Projects (Fund 60 - Cell H3)	OK
Working Cash (Fund 70 - Cell I3)	OK
Tort (Fund 80 - Cell J3)	OK
Fire Prevention & Safety (Fund 90 - Cell K3)	OK
Activity Funds (Cell C23)	OK
5. Summary of Cash Transactions: Ending Cash Balance on Hand June 30, 2024 (CashSum 5 tab - All Funds) cannot be negative.	
Educational (Fund 10 - Cell C21)	OK
Operations & Maintenance (Fund 20 - Cell D21)	OK
Debt Service (Fund 30 - Cell E21)	OK
Transportation (Fund 40 - Cell F21)	OK
Municipal Retirement/Social Security (Fund 50 - Cell G21)	OK
Capital Projects (Fund 60 - Cell H21)	OK
Working Cash (Fund 70 - Cell I21)	OK
Tort (Fund 80 - Cell J21)	OK
Fire Prevention & Safety (Fund 90 - Cell K21)	OK
6. Summary of Cash Transactions: Other Receipts (CashSum 5 tab) must equal Other Disbursements (CashSum 5 tab).	
Interfund Loans Payable (Funds 10:60, 80, 90 - Acct 411 - Cells C6:H6, J6:K6) must equal Interfund Loans Receivable (Funds 10:20, 40, 70 - Acct 141 - Cells C15:D15, F15, I15).	OK
Interfund Loans Receivable (Funds 10, 20, 40, 70 - Acct 141 - Cells C7:D7, F7, I7) must equal Interfund Loans Payable (Funds 10:60, 80, 90 - Acct 411 - Cells C16:H16, J16, K16).	OK
7. Estimated Revenue (EstRev 6-11 tab)	
Amounts must be input for revenue.	OK
8. Estimated Expenditures (EstExp 12-20 tab)	
Amounts must be input for expenditures.	OK
9. Itemization Notes: Revenues/Expenditures reported that require note on Itemize 21 tab.	
Include brief note(s) describing revenue source.	OK
Include brief note(s) describing expenditure use.	OK
10. EBF Spending Plan	
All required questions have been answered.	OK

End of Balancing



Sharon Williams, Ed.D.
Superintendent of Schools

To: RIMSD 41 Board of Education
From: Dr. Sharon Williams
Cabinet Champion: Troy Bevans, IT Director
Date: September 24, 2024
Re: Google Workspace for Education Plus Renewal

Over the past several years, educators and students of the district have been utilizing the Google Workspace for Education Plus services for empowering students and educators with enhanced communication and collaboration tools that improve the learning experience. In addition, the security enhancements, reporting, and inventory tracking has allowed the technology team to have detailed insights on district devices.

To continue allowing access to these services, the renewal of Google Workspace for Education Plus, from CDW Government LLC, 200 N. Milwaukee Avenue, Vernon Hills, IL 60061, is necessary. An attempt to get the contract start date moved to July 1st was attempted, but Google denied our initial request. Even so, the The Technology Department will continue this effort.

It is recommended that the RIMSD #41 Board of Education approve the renewal of Google Workspace for Education Plus in the amount of \$27,873.00. This amount will be funded by the Technology Department budget and valid from October 1st, 2024, through September 30th, 2025.

Investment Period: One Year
Total Investment: \$27,873.00
Funding Source: Technology



CDW Education
 75 Remittance Drive, Suite 1515
 Chicago, IL 60675
 United States

Prepared For
 Rock Island School District 41
 2000 7th Avenue
 Rock Island, IL 61201

Estimate Date
 09/11/2024

Estimate Number
 0065358

Description	Rate	Qty	Line Total
GOO-EDP-0018 Google Workspace for Education Plus - Multi Year - Google Workspace for Education Plus - 3 Year Annual Pay - Less Than 10k Licenses (Student): Google Workspace for Education Plus Licensed Domains: rimsd41.org,risd41.org License Term: 2024-10-04 - 2025-10-03	\$4.50	6194	\$27,873.00
GOO-EDP-0013 Google Workspace for Education Plus - Multi Year - Google Workspace for Education Plus - 3 Year (Staff): Google Workspace for Education Plus Licensed Domains: rimsd41.org,risd41.org License Term: 2024-10-04 - 2025-10-03	\$0.00	1548	\$0.00
Subtotal			27,873.00
Tax			0.00
Estimate Total (USD)			\$27,873.00

Notes

Expecting a quote from Amplified IT? Amplified IT is now a part of CDW! We're moving all of the Amplified IT's products on to CDW's systems. This means quotes and invoices will come from CDW and Purchase Orders need to be made out to CDW. Unfortunately we will no longer be able to accept Purchase Orders made out to Amplified IT for these products. If you have any questions ask your Account Manager or GCS rep.

Student Enrollment Verification Letters are required for all first time Education Standard and Education Plus orders. These letters confirm the number of students at your institution. This must align with the number of licenses you intend to buy, and must be returned with your PO before we complete your order.

Please note as required by Google you must purchase Google Workspace for Education and Google Voice from the same Reseller. All quotes are subject to Google confirmation of staff or student population size.

Terms

About Us <https://www.cdwg.com/content/cdwg/en/about/overview.html>

Privacy Policy <https://www.cdwg.com/content/cdwg/en/terms-conditions/privacy-notice.html>

Terms and Conditions <https://www.cdwg.com/content/cdwg/en/terms-conditions.html>

Please send purchase orders to cdwg@amplifiedit.com or fax to 757-585-3550. If possible, please also include a copy of your organization's tax-exempt certificate with your purchase order. An exemption certificate is required to process Google Voice orders.

This email was sent by CDW Government LLC. All information and offers are subject to the CDW•G Terms and Conditions, and CDW•G policies.

CDW®, CDW•G® and PEOPLE WHO GET IT® are registered trademarks of CDW LLC. All other trademarks and registered trademarks are the sole property of their respective owners.

Contract for Service Form

Rock Island-Milan School District 41

VENDOR NAME: _____ **EMAIL:** _____

ADDRESS: _____

DATES OF SERVICE TO BE COMPLETED: _____

SCHOOL DISTRICT CONTACT: _____

COMPENSATION: \$ _____

DESCRIPTION OF DUTIES:

Is this a Subscription/Software: Yes or No

If yes, this is an internal form that does not need to be sent to the vendor.

Subscription/Software Name: _____ **Website:** _____

Subscription/Software Start Date: _____ **End Date:** _____

SOPPA Approved: Yes or No

School Board President or Superintendent **Date**


Requesting School: _____

Budget Code: _____

Signature of Vendor: _____ **Date:** _____

Signature of Requestor: _____ **Date:** _____

Signature of Budget Administrator: _____ **Date:** _____



Sharon Williams, Ed.D.
Superintendent of Schools

To: RIMSD 41 Board of Education
From: Dr. Sharon Williams
Cabinet Champion: Rob DeMeyer, Interim Operations Director
Date: September 24, 2024
Re: Rock Island High School Tunnel Asbestos Abatement

The District sought sealed bids for the Partial Tunnel Asbestos Abatement at Rock Island High School. The current pipes in the tunnel are old, corroded galvanized steel and lead pipes in the walking tunnel outside of the boiler room. The abatement of the tunnels at the RIHS is being completed in phases. This portion of the toilet room replacement plan was delayed due to inappropriate bidding at the time of construction planning for the toilet room remodel.

Phase I of the abatement will be completed during the Fall Intersession, from approximately October 7 - October 18, 2024. This will complete the asbestos abatement in the walk tunnel beside the boiler room. The second phase of the asbestos abatement will be bid out within the next month for completion during the winter break. After the abatement of asbestos, the final step will be to replace the pipes over the summer of 2025.

A pre-bid meeting was held on August 27, 2024 for contractors to inspect the area containing asbestos. Sealed bids were due by 2:00 pm on Thursday, September 5, 2024. The district received three (3) sealed bids. The sealed bids were opened and read aloud at that time. The bid results are as follows:

Name and Address of Bidder	Base Bid
NES Environmental Frankfort, IL 60423	\$32,620.00
M & O Environmental Company Peoria, IL 61615	\$34,400.00
Husar Abatement, LTD Franklin Park, IL 60131	\$44,000.00

It is recommended that the Board of Education award the contract for Partial Tunnel Asbestos Abatement at Rock Island High School to NES Environmental, 195 Industry Avenue, Frankfort, IL 60423, in the amount of \$32,620.00.

Investment Period: Fall 2024
Total Investment: \$32,620.00
Funding Source: Operations/Maintenance

Section 00300

Stipulated Sum Proposal for Asbestos Abatement
Rock Island - Milan District #41
Rock Island, Illinois

We hereby submit our Proposal(s) for construction and completion of all work for "Asbestos Abatement" Work in partial Tunnel at Rock Island High School, Rock Island, Illinois.

1. Stipulated Sum:

Having examined all drawings and specifications for the "Asbestos Abatement in Tunnel", Rock Island High School including Addenda numbered 1 through 1, the undersigned proposed to furnish all labor and materials called for by said documents for work indicated in the following Base Bids, Allowances and Alternates, in accordance therewith, for the following sums:

- A. Base Bid ASB-1: Properly remove & dispose of all asbestos-containing Pipe Insulation (e.g., pipe & fitting insulation) in partial Tunnel (walk portion) as indicated in the bidding documents for the stipulated sum of:

Thirty Two Thousand Six Hundred Twenty and 00/100 Dollars (\$ 32,620.00)

* ALTERNATES: None

2. Bonds:

The Undersigned agrees, if awarded the contract, to furnish and deliver to the Owner a Surety Performance Bond and a Labor and Materials Payment Bond, each in the amount equal to One Hundred Percent (100%) of the contract amount. The contractor shall pay the premiums.

The surety company writing the bonds shall be subject to the approval of the Owner, and if the Owner does not approve the surety company for good and sufficient reason, then the Contractor shall furnish bonds with another surety company acceptable to the Owner.

Name of Surety Company Shore West Surety Co
Best's Rating A

3. Project Schedule:

It is hereby understood and mutually agreed by and between the Contractor and the Owner that the time of completion is an essential condition of the contract. Work is to be completed as indicated in Section 01010 of these specifications. Should the Contractor fail to complete the designated portion of work within the stated time schedule, there may be deducted from any moneys due to or to become due the Contractor, moneys sufficient to cover additional costs of project observations and monitoring and other applicable economic damages including, but not limited to those referenced in Sections 01010-1.8, 01010-1.9 and 01010-1.10 of this Specification.

See Sample Certificate of Insurance

4. Enclosures:

Present coverage, contractor's insurance:

Provide the following information regarding present coverage, contractor's insurance:

Note: The owner reserves the right to review and consider level and source of insurance in awarding contract or rejecting bid.

Type Insurance Limits of Liability	Insurance Company	Bests Rating
Worker's Compensation	<u>Great Divide Insurance Co</u>	<u>A+</u>
Comprehensive General Liability:		
Bodily Injury	<u>Nautilus Insurance Co</u>	<u>A+</u>
Property Damage:	<u>Nautilus Insurance Co</u>	<u>A+</u>
Bodily Injury and Property Damage Combined:	<u>Nautilus Insurance Co</u>	<u>A+</u>
Asbestos Abatement		
Coverage:	<u>Nautilus Insurance Co</u>	<u>A+</u>
Insurance Type: Occurrence (check one) Claims Made	<u>Occurrence</u>	<u>A+</u>
Extended Coverage – No. of Years _____ (indicate Number of years, e.g. 1,2,3, etc.)		
Comprehensive Automobile Liability:		
Bodily Injury:	<u>Cincinnati Insurance CO</u>	<u>A+</u>
Property Damage:	<u>Cincinnati Insurance CO</u>	<u>A+</u>
Bodily Injury and Property Damage Combined:	<u>Cincinnati Insurance CO</u>	<u>A+</u>
Is there a present claim on any of the above policies: Y or N		
List Policy(s) with pending claim: _____		

5. Substitutions:

The Undersigned agrees to furnish material in accordance with Contract Documents. The Undersigned further proposes to substitute the following alternate materials, equipment, or methods of construction for the indicated changes in contract amount if the Consultant and the Owner approve such substitutions in writing. Data and description of proposed substitutions are attached.

Description	Add	Deduct
N/A	\$ _____	\$ _____
_____	\$ _____	\$ _____
_____	\$ _____	\$ _____
_____	\$ _____	\$ _____

6. Unit Costs for Additional OR DEDUCT Work:

Provide unit costs for glove bag removal of asbestos containing Pipe Insulation utilizing applicable OSHA & IDPH methods for any Pipe Insulation not part of the contract work. Unit costs to include all work necessary for successful completion of the work including preparation and clean up.

Diameter/Inches	Unit Cost Per Fitting	Unit Cost Per Linear Foot
½" to 2"	\$ 25.00	\$ 20.00
2" to 4"	\$ 30.00	\$ 25.00
6"	\$ 40.00	\$ 35.00

7. Certifications:

- A. In accordance with the requirement of Public Act 85-1295 (SB2002) (IL Rev. STAT, 1987, Ch. 38 new Art. 33E), the undersigned Bidder certifies that it has not been convicted of bribery or attempting to bribe an officer or employee of the State of Illinois, or any unit of government in the State of Illinois, nor has bidder made an admission of guilt of such conduct which is a matter of record, nor has an official, agent, or employee of the bidder committed bribery or attempted bribery on behalf of the bidder and pursuant to the direction or authorization of a responsible official of the bidder. The undersigned bidder further certifies that it is not barred from bidding on this contract as a result of a conviction for the violation of State laws prohibiting bid rigging or bid rotating.
- B. Bidder or CONTRACTOR, by submittal of this bid, certifies he or she will comply with all patents and trademarks provisions applicable to this project in accordance with Section 3.17 of the General Conditions (AIA Document A201) as amended.

(IF AN INDIVIDUAL)

Signature of Bidder: _____

Business Address: _____

_____ (Phone No. _____)

(IF A PARTNERSHIP)

Firm Name: _____ (SEAL)

By: _____ (Signature) (SEAL)


Names and Addresses of all Members of the Firm: _____

_____ (Phone No. _____)

Name of Bidder: _____

(IF A CORPORATION)

Corporate Name: NES Environmental

By:  (Signature must be an officer other than Secretary)

Business Address: 195 Industry Ave. Frankfort, IL. 60423

Secretary: _____ (Phone No. 708-478-5497)

President: Damion Navarro

Secretary: _____

(Corporate Seal) Treasurer: _____

End of Section 00300



AIA Document A310™ – 2010

Bid Bond

CONTRACTOR:

(Name, legal status and address)
NES, Inc. dba NES Environmental

195 Industry Ave
Frankfort, IL 60423

OWNER:

(Name, legal status and address)
Rock Island- Milan School District #41
2700 7th Avenue
Rock Island, IL 61201

BOND AMOUNT: *FIVE PERCENT OF AMOUNT BID*****

PROJECT:

(Name, location or address, and Project number, if any)
Asbestos Abatement Tunnel (Partial) Pipe Insulation, MEI Project No. 24-5784c2

SURETY:

(Name, legal status and principal place
of business)

Hudson Insurance Company
100 William Street, 5th Floor
New York, NY 10038

This document has important legal consequences. Consultation with an attorney is encouraged with respect to its completion or modification.

Any singular reference to Contractor, Surety, Owner or other party shall be considered plural where applicable.

The Contractor and Surety are bound to the Owner in the amount set forth above, for the payment of which the Contractor and Surety bind themselves, their heirs, executors, administrators, successors and assigns, jointly and severally, as provided herein. The conditions of this Bond are such that if the Owner accepts the bid of the Contractor within the time specified in the bid documents, or within such time period as may be agreed to by the Owner and Contractor, and the Contractor either (1) enters into a contract with the Owner in accordance with the terms of such bid, and gives such bond or bonds as may be specified in the bidding or Contract Documents, with a surety admitted in the jurisdiction of the Project and otherwise acceptable to the Owner, for the faithful performance of such Contract and for the prompt payment of labor and material furnished in the prosecution thereof; or (2) pays to the Owner the difference, not to exceed the amount of this Bond, between the amount specified in said bid and such larger amount for which the Owner may in good faith contract with another party to perform the work covered by said bid, then this obligation shall be null and void, otherwise to remain in full force and effect. The Surety hereby waives any notice of an agreement between the Owner and Contractor to extend the time in which the Owner may accept the bid. Waiver of notice by the Surety shall not apply to any extension exceeding sixty (60) days in the aggregate beyond the time for acceptance of bids specified in the bid documents, and the Owner and Contractor shall obtain the Surety's consent for an extension beyond sixty (60) days.

If this Bond is issued in connection with a subcontractor's bid to a Contractor, the term Contractor in this Bond shall be deemed to be Subcontractor and the term Owner shall be deemed to be Contractor.

When this Bond has been furnished to comply with a statutory or other legal requirement in the location of the Project, any provision in this Bond conflicting with said statutory or legal requirement shall be deemed deleted herefrom and provisions conforming to such statutory or other legal requirement shall be deemed incorporated herein. When so furnished, the intent is that this Bond shall be construed as a statutory bond and not as a common law bond.

Signed and sealed this **5th** day of **September** **2024**
NES, Inc. dba NES Environmental

Kyle Lass
(Witness)

[Signature]
(Principal) (Seal)

President
(Title)

Jackie Sheldon
(Witness)

Hudson Insurance Company
(Surety) (Seal)

[Signature]
(Title) **Todd Schaap, Attorney-in-Fact**



POWER OF ATTORNEY

KNOW ALL MEN BY THESE PRESENTS: That HUDSON INSURANCE COMPANY, a corporation of the State of Delaware, with offices at 100 William Street, New York, New York, 10038, has made, constituted and appointed, and by these presents, does make, constitute and appoint

Thomas O. Chambers and Todd Schaap of the State of Wisconsin

its true and lawful Attorney(s)-in-Fact, at New York, New York, each of them alone to have full power to act without the other or others, to make, execute and deliver on its behalf, as Surety, bonds and undertakings given for any and all purposes, also to execute and deliver on its behalf as aforesaid renewals, extensions, agreements, waivers, consents or stipulations relating to such bonds or undertakings provided, however, that no single bond or undertaking shall obligate said Company for any portion of the penal sum thereof in excess of the sum of Twenty Five Million Dollars (\$25,000,000.00).

Such bonds and undertakings when duly executed by said Attorney(s)-in-Fact, shall be binding upon said Company as fully and to the same extent as if signed by the President of said Company under its corporate seal attested by its Secretary.

In Witness Whereof, HUDSON INSURANCE COMPANY has caused these presents to be of its Senior Vice President thereunto duly authorized, on this 3rd day of June, 2022 at New York, New York.



Handwritten signature of Dina Daskalakis

Attest Dina Daskalakis Corporate Secretary

HUDSON INSURANCE COMPANY

Handwritten signature of Michael P. Cifone

By Michael P. Cifone Senior Vice President

STATE OF NEW YORK COUNTY OF NEW YORK SS.

On the 3rd day of June, 2022 before me personally came Michael P. Cifone to me known, who being by me duly sworn did depose and say that he is a Senior Vice President of HUDSON INSURANCE COMPANY, the corporation described herein and which executed the above instrument, that he knows the seal of said Corporation, that the seal affixed to said instrument is such corporate seal, that it was so affixed by order of the Board of Directors of said Corporation, and that he signed his name thereto by like order.

(Notarial Seal)



ANN MURPHY Notary Public, State of New York No. 01MU6067553 Qualified in Nassau County Commission Expires December 10, 2025

CERTIFICATION

STATE OF NEW YORK COUNTY OF NEW YORK SS.

The undersigned Dina Daskalakis hereby certifies:

That the original resolution, of which the following is a true and correct copy, was duly adopted by unanimous written consent of the Board of Directors of Hudson Insurance Company dated July 27th, 2007, and has not since been revoked, amended or modified:

"RESOLVED, that the President, the Executive Vice Presidents, the Senior Vice Presidents and the Vice Presidents shall have the authority and discretion, to appoint such agent or agents, or attorney or attorneys-in-fact, for the purpose of carrying on this Company's surety business, and to empower such agent or agents, or attorney or attorneys-in-fact, to execute and deliver, under this Company's seal or otherwise, bonds obligations, and recognizances, whether made by this Company as surety thereon or otherwise, indemnity contracts, contracts and certificates, and any and all other contracts and undertakings made in the course of this Company's surety business, and renewals, extensions, agreements, waivers, consents or stipulations regarding undertakings so made; and

FURTHER RESOLVED, that the signature of any such Officer of the Company and the Company's seal may be affixed by facsimile to any power of attorney or certification given for the execution of any bond, undertaking, recognizance, contract of indemnity or other written obligation in the nature thereof or related thereto, such signature and seal when so used whether heretofore or hereafter, being hereby adopted by the Company as the original signature of such officer and the original seal of the Company, to be valid and binding upon the Company with the same force and effect as though manually affixed."

THAT the above and foregoing is a full, true and correct copy of Power of Attorney issued by said Company, and of the whole of the original and that the said Power of Attorney is still in full force and effect and has not been revoked, and furthermore that the Resolution of the Board of Directors, set forth in the said Power of Attorney is now in force.

Witness the hand of the undersigned and the seal of said Corporation this 5th day of September, 2024.



Handwritten signature of Dina Daskalakis and typed name: Dina Daskalakis, Corporate Secretary


STATE OF WISCONSIN)


COUNTY OF Racine)

ON THIS 5th day of September, 2024,

before me, a notary public, within and for said County and State, personally appeared Todd Schaap to me personally known, who being duly sworn, upon oath did say that he is the Attorney-in-Fact of and for the Hudson Insurance Company, a corporation of Delaware, created, organized and existing under and by virtue of the laws of the State of Delaware; that the corporate seal affixed to the foregoing within instrument is the seal of the said Company; that the seal was affixed and the said instrument was executed by authority of its Board of Directors; and the said Todd Schaap did acknowledge that he/she executed the said instrument as the free act and deed of said Company.

Marlo Cripplean
Notary Public, **Racine** County, Wisconsin
My Commission Expires **6/13/2028**





Sharon Williams, Ed.D.
Superintendent of Schools

To: RIMSD 41 Board of Education
From: Dr. Sharon Williams
Cabinet Champion: Rob DeMeyer, Interim Operations Director
Date: September 24, 2024
Re: RICMS Controls for VAV Boxes

In regards to the HVAC System at the Rock Island Center for Math and Science, the existing main variable air volume (VAV) control system is not communicating correctly with the new control system. We were able to place individual thermostats on each unit to keep the classrooms comfortable temporarily but will need to replace the VAV box controls that are compatible with the new system.

Performance Services provided a quote to install new VAV box controls during the fall intermission, between October 7 - 18, 2024 to communicate with units for the kitchen, gym and administrative offices to ensure A/C and heat moving forward.

It is recommended that the Board of Education approve the quote for Performance Services, 4670 Haven Point Boulevard, Indianapolis, IN 46280 to replace VAV Boxes at the Rock Island Center for Math and Science, for \$75,873.00.

Investment Period: 2024 - 25
Total Investment: \$75,837
Funding Source: Operations/Maintenance

Contract for Service Form

Rock Island-Milan School District 41

VENDOR NAME: _____ **EMAIL:** _____

ADDRESS: _____

DATES OF SERVICE TO BE COMPLETED: _____

SCHOOL DISTRICT CONTACT: _____

COMPENSATION: \$ _____

DESCRIPTION OF DUTIES:

Is this a Subscription/Software: Yes or No

If yes, this is an internal form that does not need to be sent to the vendor.

Subscription/Software Name: _____ **Website:** _____

Subscription/Software Start Date: _____ **End Date:** _____

SOPPA Approved: Yes or No

School Board President or Superintendent **Date**

Requesting School: _____

Budget Code: _____

Signature of Vendor: _____ **Date:** _____

Signature of Requestor: _____ **Date:** _____

Signature of Budget Administrator: _____ **Date:** _____



Rock Island – Milan Phase 4 2024 GESP

CMS VAV Box Control Breakout Pricing


The existing control system at the Center for Math and Science has been failing for a couple of years. It was failing a controller at a time. As it did, we replaced the parts with a new system. The existing system had been obsoleted and they were not going to make parts for it any longer. Recently the system main computer stopped communicating with the other controllers in the building. Those controllers would continue to operate but they lost all global data. As such they no longer would know what the outside air temperature is or if the central plant was heating or cooling. We propose the following work so that the VAV boxes in the building will operate correctly and bring on their electric reheat coils when necessary to maintain the space temperatures. The reheat is locked out when it is hot outside and the existing controllers no longer know when it gets cold outside.

We propose to provide and install controls for the VAV boxes with electric reheat, programming, startup, graphics and optimization.

Control Material	\$25,832
Control Technician (Startup and Optimization)	\$7,819
System Integration Tech (Graphics and Programming)	\$2,262
Control Engineering (Design and Material Handling)	\$6,139
Control Electrical Subcontractor (Control installation and wiring)	\$33,785
Totals	\$75,873

Mike McCann

National Operations Team Leader



Sharon Williams, Ed.D.
Superintendent of Schools

To: RIMSD 41 Board of Education
From: Dr. Sharon Williams
Date: September 24, 2024
Re: Cooperative Purchasing Agreement

The Purchasing Association of Cooperative Entities (PACE) is a purchasing cooperative for governmental entities that the District can utilize to ensure competitive contracts with many vendors. Their contracts are competitively solicited, evaluated and awarded by a government entity acting as the lead agency. The lead agency prepares a competitive solicitation, incorporating language to make the agreement accessible nationally to agencies in states that allow intergovernmental contract usage.

Many districts in Illinois take advantage of purchasing cooperatives to purchase supplies and services and the District is utilizing other purchasing cooperatives under State Code ILCS 220/2 Intergovernmental Cooperation Act. Participation in the PACE cooperative provides the District to continue to save money with more buying power and less administrative costs.

The membership to PACE is no cost and automatically renews annually.

It is recommended that the Board of Education approve the Cooperative Purchasing agreement with PACE for the 2024 - 25 School Year and beyond.

Investment Period: 2024 - 25
Total Investment: No charge

PACE | PURCHASING
AT YOUR SPEED.



THE PURCHASING ASSOCIATION OF
COOPERATIVE ENTITIES (PACE)

ACKNOWLEDGES

Rock Island – Milan School District 41

AS A VALUED MEMBER

9/19/2024

DATE AWARDED

A handwritten signature in black ink, reading "Jim Metzger".

JIM METZGER, COORDINATOR III
Business Cooperative services

pacecoop.org

SUMMARY OF CHECKS AND WIRES

September 13, 2024

COMPUTERIZED CHECK RUN

EDUCATION

Ed Fund CHECKS

V205280-V205360

Education \$ 342,756.65

Transportation \$ 153,962.99

Debt Service Fund

Capital Projects \$ 46,583.10

Life Safety

Tort Immunity

\$ 543,302.74

Ed Fund ACH

VA2282-VA2315

Education \$ 202,904.18

Transportation \$ 5,123.08

Debt Service Fund

Capital Projects

Life Safety

Tort Immunity \$ 73,981.13

\$ 282,008.39

TOTAL EDUCATION \$ 825,311.13

O&M

O&M CHECKS

B38090-B38113 \$ 136,231.12

O&M Fund ACH

BA298-BA305 \$ 38,236.87

TOTAL O&M \$ 174,467.99

HEALTH

Health Fund CHECKS

H906280 \$ 11,000.00

Health Fund ACH

HA49 \$ 1,059,662.94

TOTAL HEALTH \$ 1,070,662.94

TOTAL COMPUTERIZED CHECK RUN \$ 2,070,442.06

WIRES

Ed, Bldg, Tort Salary Checks \$ 1,838,692.98

Federal Income Tax \$ 243,721.00

OASDI/Medicare \$ 158,483.26

State Withholdings \$ 114,459.03

Teacher's Retirement Systems/IMRF \$ 233,585.34

Employee Deductions \$ 56,897.98

Benefits Payments

TOTAL WIRES \$ 2,645,839.59

GRAND TOTAL \$ 4,716,281.65

ROCK ISLAND SCHOOLS

Page 1 of 8
09/13/2024
10:33:10 AM

CHECK REGISTER FOR BH EDUCATION - VENDOR CHECKS - ACH

Report Code: AP_CHECKREG

CHECK NO.	CHECK DATE	TYPE	VENDOR TYPE - ID	VENDOR NAME	AMOUNT
2306	09/19/2024	ACH	P - 07821	BERRY, NICOLE ELIZABETH	48.37
2307	09/19/2024	ACH	P - 07347	DI IULIO, JOSEPH V	34.34
2308	09/19/2024	ACH	P - 96798	EYGABROAD, TINA M	17.69
2309	09/19/2024	ACH	P - 96035	MOYER, ELIZABETH A	20.38
2310	09/19/2024	ACH	P - 96567	RISDEN-RICE, PAULETTE KAY	119.97
2311	09/19/2024	ACH	P - 97149	SHANNON, AARON DANIEL	101.48
2312	09/19/2024	ACH	P - 95983	SMITH, TONYA D	145.60
2313	09/19/2024	ACH	P - 97191	THOMPSON, PAULA JO	178.55
2314	09/19/2024	ACH	P - 95054	WENTHE, KELLEY M	125.50
2315	09/19/2024	ACH	P - 05113	WILLIAMS, LA'SHANTA	157.50

Total No. of Checks : 10

Total Amount : 949.38

ROCK ISLAND SCHOOLS

Page 2 of 8
09/13/2024
10:33:10 AM

CHECK REGISTER FOR BH EDUCATION - VENDOR CHECKS - CHECK

Report Code: AP_CHECKREG

CHECK NO.	CHECK DATE	TYPE	VENDOR TYPE - ID	VENDOR NAME	AMOUNT
205280	09/13/2024	Check	V - 10245	ACT II TRANSPORTATION, INC.	6,880.00
205281	09/13/2024	Check	V - 25579	ADVANCED MEDICAL TRANSPORT OF CENTRAL ILLINOIS	140.00
205282	09/13/2024	Check	V - 11013	AFSCME COUNCIL 31	2,060.80
205283	09/13/2024	Check	V - 26377	ALLEN JONES	60.00
205284	09/13/2024	Check	V - 20029	AP EXAMS	15,677.00
205285	09/13/2024	Check	V - 19097	HIGGINS CORPORATION	317.09
205286	09/13/2024	Check	V - 26371	ASSOCIATION OF SCHOOL BUSINESS OFFICIALS INT	430.00
205287	09/13/2024	Check	V - 22657	AUGUSTANA COLLEGE	2,340.00
205288	09/13/2024	Check	V - 20275	BARNES & NOBLE	926.11
205289	09/13/2024	Check	V - 10091	BLACKHAWK BANK & TRUST	4,461.81
205290	09/13/2024	Check	V - 23982	BOOKS A MILLION, INC.	936.14
205291	09/13/2024	Check	V - 26378	CARL ROBINSON	30.00
205292	09/13/2024	Check	V - 24698	CARTRIDGE WORLD	4,237.64
205293	09/13/2024	Check	V - 23844	COUSIN'S CONCERT ATTIRE	223.00
205294	09/13/2024	Check	V - 10221	DEMCO EDUCATIONAL CORP.	612.23
205295	09/13/2024	Check	V - 25184	EMBRACE EDUCATION	14,169.95
205296	09/13/2024	Check	V - 10272	ERIKSEN CHEVROLET INC.	4,266.01
205297	09/13/2024	Check	V - 25837	ERNEST BEA JR.	30.00
205298	09/13/2024	Check	V - 23428	FIRM SYSTEMS	4,563.00
205299	09/13/2024	Check	V - 24904	FLORIDA STATE DISBURSEMENT UNIT	104.30
205300	09/13/2024	Check	V - 26250	FOLLETT CONTENT SOLUTIONS	148.06
205301	09/13/2024	Check	V - 10292	FOLLETT SCHOOL SOLUTIONS (SOFTWARE)	22,697.71
205302	09/13/2024	Check	V - 18791	FRANKLIN COVEY CO. CLIENT SALES, INC	27,247.00
205303	09/13/2024	Check	V - 25836	GRANT PROFESSIONALS ASSOCIATION	230.00
205304	09/13/2024	Check	V - 12581	GREAT WESTERN SUPPLY CO.	292.05
205305	09/13/2024	Check	V - 26366	HARVIE HERRINGTON	2,000.00
205306	09/13/2024	Check	V - 24838	HEIDI RIDENOUR	59.97
205307	09/13/2024	Check	V - 11475	HY-VEE FOOD STORE	1,158.93
205308	09/13/2024	Check	V - 24570	IL DEPT. OF CENTRAL MANAGEMENT SVCS	650.00
205309	09/13/2024	Check	V - 19730	ILLINOIS DEPARTMENT OF REVENUE	202.10
205310	09/13/2024	Check	V - 12439	ILLINOIS PRINCIPALS ASSOCIATION	439.00
205311	09/13/2024	Check	V - 11015	IMRF ACCOUNT	11,061.30
205312	09/13/2024	Check	V - 24105	ILLINOIS SCHOOL COUNSELOR ASSOCIATION	850.00
205313	09/13/2024	Check	V - 10441	JOHANNES BUS SERVICE INC.	162,875.94
205314	09/13/2024	Check	V - 10246	JOHNSON DISTRIBUTING INC.	7.00
205315	09/13/2024	Check	V - 12092	KING FOOD SERVICE, INC.	880.00

ROCK ISLAND SCHOOLS

Page 3 of 8
09/13/2024
10:33:10 AM

CHECK REGISTER FOR BH EDUCATION - VENDOR CHECKS - CHECK

Report Code: AP_CHECKREG

CHECK NO.	CHECK DATE	TYPE	VENDOR TYPE - ID	VENDOR NAME	AMOUNT
205316	09/13/2024	Check	V - 25753	LANGUAGE DYNAMICS GROUP, LLC	3,650.00
205317	09/13/2024	Check	V - 26367	LEARNING HEADPHONES	1,382.25
205318	09/13/2024	Check	V - 20947	LOFFREDO FRESH PRODUCE CO., INC.	4,763.98
205319	09/13/2024	Check	V - 24564	M&M GOLF CARS LLC	1,050.00
205320	09/13/2024	Check	V - 12057	MACGILL & CO.	314.72
205321	09/13/2024	Check	V - 15666	MIDWEST MAILWORKS, INC.	80.91
205322	09/13/2024	Check	V - 19278	MVP AUTO CENTER & RENTAL	564.68
205323	09/13/2024	Check	V - 26030	NATIONAL ASSOC FOR THE EXCHANGE OF INDUSTRIAL RESO	74.50
205324	09/13/2024	Check	V - 22119	N2Y, LLC	754.99
205325	09/13/2024	Check	V - 24456	ONE STEP INC	816.20
205326	09/13/2024	Check	V - 25409	OPEN UP RESOURCES	18,765.00
205327	09/13/2024	Check	V - 26051	PALMER HAMILTON LLC	20,773.40
205328	09/13/2024	Check	V - 19416	PAPA JOHN'S OF IOWA	6,292.50
205329	09/13/2024	Check	V - 12489	THE PAPER CORPORATION	15,076.23
205330	09/13/2024	Check	V - 25389	PEPSI-COLA OF ROCK ISLAND	438.08
205331	09/13/2024	Check	V - 24053	PRAIRIE FARMS DAIRY	7,836.53
205332	09/13/2024	Check	V - 25728	REACHING ACROSS ILLINOIS LIBRARY SYSTEM	425.00
205333	09/13/2024	Check	V - 11658	ROCK ISLAND FITNESS AND	904.45
205334	09/13/2024	Check	V - 10727	ROCK ISLAND HIGH SCHOOL	50.00
205335	09/13/2024	Check	V - 10721	ROCK ISLAND BOARD OF EDUCATION	42.00
205336	09/13/2024	Check	V - 17902	CITY OF ROCK ISLAND	650.00
205337	09/13/2024	Check	V - 18465	ROCK ISLAND SCHOOL DISTRICT 41	73,475.51
205338	09/13/2024	Check	V - 20536	ROCK ISLAND PARKS AND RECREATION DEPT.	760.00
205339	09/13/2024	Check	V - 10706	REGIONAL OFFICE OF EDUCATION- MOLINE	400.00
205340	09/13/2024	Check	V - 16561	SCHOLASTIC, INC. - MAGAZINES	109.89
205341	09/13/2024	Check	V - 18499	SCHOOL NURSE SUPPLY, INC.	154.06
205342	09/13/2024	Check	V - 10476	SCHOOL SPECIALTY, INC.	1,136.84
205343	09/13/2024	Check	V - 20386	SEDONA STAFFING INC.	1,236.28
205344	09/13/2024	Check	V - 24411	SHRED-IT USA	715.22
205345	09/13/2024	Check	V - 24463	SILVIS SCHOOL DISTRICT #34	1,040.00
205346	09/13/2024	Check	V - 25614	DASCOA, INC	648.56
205347	09/13/2024	Check	V - 11412	STECKER GRAPHICS	1,402.19
205348	09/13/2024	Check	V - 23240	SWANSON CONSTRUCTION COMPANY	46,583.10
205349	09/13/2024	Check	V - 20539	TRANSITIONS	448.00
205350	09/13/2024	Check	V - 21935	TOP SHELF, INC.	143.50
205351	09/13/2024	Check	V - 26017	TROPHY WORLD, INC.	82.25
205352	09/13/2024	Check	V - 25451	TRUGREEN & ACTION PEST CONTROL	1,212.79

ROCK ISLAND SCHOOLS

Page 4 of 8
09/13/2024
10:33:10 AM

CHECK REGISTER FOR BH EDUCATION - VENDOR CHECKS - CHECK

Report Code: AP_CHECKREG

<u>CHECK NO.</u>	<u>CHECK DATE</u>	<u>TYPE</u>	<u>VENDOR TYPE - ID</u>	<u>VENDOR NAME</u>	<u>AMOUNT</u>
205353	09/13/2024	Check	V - 26061	TWO WAY DIRECT	71.00
205354	09/13/2024	Check	V - 20128	UNIVERSITY OF ILLINOIS URBANA- CHAMPAIGN	2,500.00
205355	09/13/2024	Check	V - 20598	VERIZON WIRELESS	1,642.45
205356	09/13/2024	Check	V - 26364	VISTA HIGHER LEARNING, INC	5,811.24
205357	09/13/2024	Check	V - 20134	WEST MUSIC	169.20
205358	09/13/2024	Check	V - 24843	WI SCTF	100.00
205359	09/13/2024	Check	V - 10945	XEROX CORPORATION	7,571.10
205360	09/13/2024	Check	V - 17595	ZEGLIN'S HOME TV & APPL., INC	17,920.00
Total No. of Checks : 81				Total Amount :	543,302.74

ROCK ISLAND SCHOOLS

Page 5 of 8
09/13/2024
10:33:10 AM

CHECK REGISTER FOR BH HEALTH INS - HEALTH INSURANCE - CHECK

Report Code: AP_CHECKREG

<u>CHECK NO.</u>	<u>CHECK DATE</u>	<u>TYPE</u>	<u>VENDOR TYPE - ID</u>	<u>VENDOR NAME</u>	<u>AMOUNT</u>
906280	09/13/2024	Check	V - 24354	GALLAGHER BENEFIT SERVICES INC	11,000.00

Total No. of Checks : 1

Total Amount : 11,000.00

ROCK ISLAND SCHOOLS

Page 6 of 8
09/13/2024
10:33:10 AM

CHECK REGISTER FOR BH OBM - OBM CHECKS - ACH

Report Code: AP_CHECKREG

<u>CHECK NO.</u>	<u>CHECK DATE</u>	<u>TYPE</u>	<u>VENDOR TYPE - ID</u>	<u>VENDOR NAME</u>	<u>AMOUNT</u>
304	09/19/2024	ACH	P - 96790	LOHMANN, RALPH AUGUST	74.30
305	09/19/2024	ACH	P - 96296	MUNOZ, JUSTIN TYLER	21.71
Total No. of Checks : 2				Total Amount :	96.01

ROCK ISLAND SCHOOLS

Page 7 of 8
09/13/2024
10:33:10 AM

CHECK REGISTER FOR BH OBM - OBM CHECKS - CHECK

Report Code: AP_CHECKREG

CHECK NO.	CHECK DATE	TYPE	VENDOR TYPE - ID	VENDOR NAME	AMOUNT
38090	09/13/2024	Check	V - 10018	ADEL WHOLESALERS, INC.	156.44
38091	09/13/2024	Check	V - 23054	REPUBLIC SERVICES	14,660.72
38092	09/13/2024	Check	V - 10409	AT&T	2,834.68
38093	09/13/2024	Check	V - 10091	BLACKHAWK BANK & TRUST	76.12
38094	09/13/2024	Check	V - 10519	CED OF THE QUAD CITIES	198.11
38095	09/13/2024	Check	V - 24066	BASEPOINT BUILDING AUTOMATIONS, SPECTRASOURCE	5,512.00
38096	09/13/2024	Check	V - 26326	EMERY CONSTRUCTION GROUP, INC.	19,629.00
38097	09/13/2024	Check	V - 23196	ILLINOIS OFFICE OF THE STATE FIRE MARSHAL	70.00
38098	09/13/2024	Check	V - 26297	J&D ENTERPRISES SEATING & SAFETY SOLUTIONS	15,175.00
38099	09/13/2024	Check	V - 18292	LOWE'S	312.10
38100	09/13/2024	Check	V - 14673	MENARDS, INC.	77.76
38101	09/13/2024	Check	V - 10551	VILLAGE OF MILAN	299.60
38102	09/13/2024	Check	V - 26030	NATIONAL ASSOC FOR THE EXCHANGE OF INDUSTRIAL RESO	74.50
38103	09/13/2024	Check	V - 22570	PRO CLEAN CAR WASH AND DETAILING	36.00
38104	09/13/2024	Check	V - 10722	CITY OF ROCK ISLAND	19,088.52
38105	09/13/2024	Check	V - 26381	RUNDE CHEVROLET INC	44,989.00
38106	09/13/2024	Check	V - 23326	SHERWIN WILLIAMS	54.99
38107	09/13/2024	Check	V - 25071	STERLING COMMERCIAL ROOFING, INC	1,587.00
38108	09/13/2024	Check	V - 23154	STUARD & ASSOCIATES, INC.	235.00
38109	09/13/2024	Check	V - 26124	TAYLOR RIDGE PAVING & CONSTRUCTION	6,350.00
38110	09/13/2024	Check	V - 26116	VAN-WALL EQUIPMENT, INC.	287.36
38111	09/13/2024	Check	V - 26142	VERIZON CONNECT FLEET USA LLC	433.90
38112	09/13/2024	Check	V - 20598	VERIZON WIRELESS	418.32
38113	09/13/2024	Check	V - 19762	WEST MAINTENANCE, INC.	3,675.00
Total No. of Checks : 24					Total Amount : 136,231.12

ROCK ISLAND SCHOOLS

Page 8 of 8
09/13/2024
10:33:10 AM

Report Code: AP_CHECKREG

Search Criteria:

Fiscal Year	: 2025
FY Period - Task	: 3 - A1
Start Due Date	: None
End Due Date	: None
Check Date	: 09/13/2024
Reprint Check Date	: None
Separate Check for Each Fund	: No
Group By	: FIN_INST_ACCT_ID, FIN_INST_TRAN_SOURCE
Sort By	: VENDOR_SHORT_NAME
Sort Employee Checks By Pay Location	: No

ROCK ISLAND SCHOOLS

Page 1 of 4
09/13/2024
10:31:34 AM

CHECK REGISTER FOR BH EDUCATION - VENDOR CHECKS - ACH

Report Code: AP_CHECKREG

<u>CHECK NO.</u>	<u>CHECK DATE</u>	<u>TYPE</u>	<u>VENDOR TYPE - ID</u>	<u>VENDOR NAME</u>	<u>AMOUNT</u>
2282	09/19/2024	ACH	V - 25525	AMAZON.COM SERVICES, INC.	16,444.25
2283	09/19/2024	ACH	V - 24888	AMPLIFY EDUCATION INC	48,274.50
2284	09/19/2024	ACH	V - 25367	BACKUPIFY, INC	624.96
2285	09/19/2024	ACH	V - 17243	CDW GOVERNMENT, INC.	587.43
2286	09/19/2024	ACH	V - 10174	CONES REPAIR SERVICE, INC.	1,310.40
2287	09/19/2024	ACH	V - 18471	DELL INC.	123.36
2288	09/19/2024	ACH	V - 25757	IMAGINE LEARNING LLC	2,847.50
2289	09/19/2024	ACH	V - 16421	FRANCZEK RADELET	8,945.00
2290	09/19/2024	ACH	V - 10355	HANDY TRUE VALUE HARDWARE	140.53
2291	09/19/2024	ACH	V - 16777	HUGHES NETWORK TECHNOLOGIES	304.00
2292	09/19/2024	ACH	V - 15989	MAINSTREAMUSA INC.	5,052.70
2293	09/19/2024	ACH	V - 20508	NCS PEARSON INCORPORATED	420.00
2294	09/19/2024	ACH	V - 26008	PAN-O-GOLD BAKING CO.	6,391.90
2295	09/19/2024	ACH	V - 18944	POSITIVE PROMOTIONS	1,882.12
2296	09/19/2024	ACH	V - 25751	QUALITY CONTROLLED STAFFING, INC.	5,123.08
2297	09/19/2024	ACH	V - 19712	STAPLES ADVANTAGE	1,177.77
2298	09/19/2024	ACH	V - 18768	TRI-CITY ELECTRIC CO. OF IOWA	65,036.13

Total No. of Checks : 17

Total Amount :

164,685.63

ROCK ISLAND SCHOOLS

Page 2 of 4
09/13/2024
10:31:34 AM

CHECK REGISTER FOR BH HEALTH INS - HEALTH INSURANCE - ACH

Report Code: AP_CHECKREG

<u>CHECK NO.</u>	<u>CHECK DATE</u>	<u>TYPE</u>	<u>VENDOR TYPE - ID</u>	<u>VENDOR NAME</u>	<u>AMOUNT</u>
49	09/19/2024	ACH	V - 22013	HEALTH CARE SERVICE CORP- BLUE	1,059,662.94

Total No. of Checks : 1

Total Amount : 1,059,662.94

ROCK ISLAND SCHOOLS

Page 3 of 4
09/13/2024
10:31:34 AM

CHECK REGISTER FOR BH OBM - OBM CHECKS - ACH

Report Code: AP_CHECKREG

<u>CHECK NO.</u>	<u>CHECK DATE</u>	<u>TYPE</u>	<u>VENDOR TYPE - ID</u>	<u>VENDOR NAME</u>	<u>AMOUNT</u>
298	09/19/2024	ACH	V - 17235	GREENWOOD CLEANING SYSTEMS, IN	5,699.85
299	09/19/2024	ACH	V - 10355	HANDY TRUE VALUE HARDWARE	1,006.32
300	09/19/2024	ACH	V - 16017	PHELPS CUSTOM IMAGE WEAR	4,813.15
301	09/19/2024	ACH	V - 10003	THYMET PEST CONTROL	636.00
Total No. of Checks : 4					Total Amount : 12,155.32

ROCK ISLAND SCHOOLS

Page 4 of 4
09/13/2024
10:31:34 AM

Report Code: AP_CHECKREG

Search Criteria:

Fiscal Year	: 2025
FY Period - Task	: 3 - A2
Start Due Date	: None
End Due Date	: None
Check Date	: 09/13/2024
Reprint Check Date	: None
Separate Check for Each Fund	: No
Group By	: FIN_INST_ACCT_ID, FIN_INST_TRAN_SOURCE
Sort By	: VENDOR_SHORT_NAME
Sort Employee Checks By Pay Location	: No

ROCK ISLAND SCHOOLS

Page 1 of 3
09/13/2024
10:31:50 AM

CHECK REGISTER FOR BH EDUCATION - VENDOR CHECKS - ACH

Report Code: AP_CHECKREG

CHECK NO.	CHECK DATE	TYPE	VENDOR TYPE - ID	VENDOR NAME	AMOUNT
2299	09/16/2024	ACH	V - 26020	ANNA THIRTYACRE	300.00
2300	09/16/2024	ACH	V - 26278	COMBINED INSURANCE COMPANY OF AMERICA	1,365.30
2301	09/16/2024	ACH	V - 26138	CONNECTWISE LLC	9,360.00
2302	09/16/2024	ACH	V - 18471	DELL INC.	51,684.60
2303	09/16/2024	ACH	V - 16777	HUGHES NETWORK TECHNOLOGIES	493.72
2304	09/16/2024	ACH	V - 26286	RELIANCE STANDARD LIFE INSURANCE COMPANY	13,533.66
2305	09/16/2024	ACH	V - 25669	SAVVAS LEARNING COMPANY LLC	39,636.10
Total No. of Checks : 7					Total Amount : 116,373.38

ROCK ISLAND SCHOOLS

Page 2 of 3
09/13/2024
10:31:50 AM

CHECK REGISTER FOR BH OBM - OBM CHECKS - ACH

Report Code: AP_CHECKREG

<u>CHECK NO.</u>	<u>CHECK DATE</u>	<u>TYPE</u>	<u>VENDOR TYPE - ID</u>	<u>VENDOR NAME</u>	<u>AMOUNT</u>
302	09/16/2024	ACH	V - 16777	HUGHES NETWORK TECHNOLOGIES	9,493.54
303	09/16/2024	ACH	V - 10568	KONE INC.	16,492.00
Total No. of Checks : 2				Total Amount :	25,985.54

ROCK ISLAND SCHOOLS

Page 3 of 3
09/13/2024
10:31:50 AM

Report Code: AP_CHECKREG

Search Criteria:

Fiscal Year	: 2025
FY Period - Task	: 3 - A3
Start Due Date	: None
End Due Date	: None
Check Date	: 09/13/2024
Reprint Check Date	: None
Separate Check for Each Fund	: No
Group By	: FIN_INST_ACCT_ID, FIN_INST_TRAN_SOURCE
Sort By	: VENDOR_SHORT_NAME
Sort Employee Checks By Pay Location	: No

PERSONNEL RECOMMENDATIONS
BOARD MEETING

September 24, 2024

Certified Support Coach

It is recommended that the Board of Education approve the following certified coaches for the 2024-25 school year.

Cassandra Salas Mikato – Junior High Tennis Coach/ WJHS
Salary - \$931.00

Aimee Neece – Junior High Tennis Coach/ WJHS
Salary - \$931.00

Certified Appointments

It is recommended that the Board of Education approve the following certified appointments for the 2024-25 school year.

Ann Schultz – Substitute Teacher / District
Salary - \$120-\$140/day

Keith Hamby – Substitute Teacher / District
Salary - \$120-\$140/day

Aubrey Barnes – Substitute Teacher / District
Salary - \$120-\$140/day

Terri Proksch – Substitute Teacher / District
Salary - \$120-\$140/day

Johnnie Woods – Substitute Teacher / District
Salary - \$120-\$140/day

Hannah Moore – Substitute Teacher / District
Salary - \$120-\$140/day

Mary Stefanski – Substitute Teacher / District
Salary - \$120-\$140/day

Amie Rogers – Substitute Teacher / District
Salary - \$120-\$140/day

Maxine Watras – Substitute Teacher / District
Salary - \$120-\$140/day

Moushumi Kundu – Substitute Teacher / District
Salary - \$120-\$140/day

Karla Brincks – Substitute Teacher / District
Salary - \$120-\$140/day

Olivia Bowman – Substitute Teacher / District
Salary - \$120-\$140/day

Ernest Bea – Substitute Teacher / District
Salary - \$120-\$140/day

Certified Retirements

It is recommended that the Board of Education accept the following certified retirements upon completion of the 2024-25 school year.

<u>Staff Member</u>	<u>Current Position</u>	<u>Number of Years of Continuous Years of Service</u>
Margaret Lake-Keller	SpEd Teacher / Thomas Jefferson	19
Cynthia Arkebauer	Third Grade Teacher/Eugene Field	30
Karen Neder	Speech Pathologist	25

Non-Certified Appointments

It is recommended that the Board of Education approve the following Non-Certified appointments for the 2024-25 school year.

Nina Williams – High School Hall Monitor / RIHS
Salary - \$18.68

Brittney Hart – Special Education Paraprofessional/Edison Jr High
Salary - \$18.68

Britney Worley – Title I Paraprofessional/Edison Jr High
Salary - \$18.68

Teresa Govain Pulliam – Playground Supervisor/RICMS
Salary - \$15.86

Erika Martinez – Sub Secretary/District
Salary - \$15.86

Lashun Upton – Sub Secretary/District
Salary - \$15.86

Dorothy Cotton – Sub Secretary/District
Salary - \$15.86

Candace Whicker – Sub Paraprofessional/District
Salary - \$15.86

Kristin Vanskike – Sub Paraprofessional/District
Salary - \$15.86

Non-Certified Resignation

It is recommended that the Board of Education accept the following non certified resignation during the 2024-25 school year.

<u>Staff Member</u>	<u>Current Position</u>	<u>Number of Years of Continuous Years of Service</u>
Paula Garcia	Custodian/Eugene Field	3
Melanie Durbin	HR Coordinator /District	<1

District Type:

- School District
- Joint Agreement

ILLINOIS STATE BOARD OF EDUCATION
School Business Services Division

SCHOOL DISTRICT/JOINT AGREEMENT BUDGET FORM *
July 1, 2024 - June 30, 2025

Accounting Basis:

- Cash
- Accrual

Balanced budget; no Deficit Reduction Plan is required.

Is this an amended budget? No _____

Date of Amended Budget: _____
(MM/DD/YY)

District Name: Rock Island SD 41

District RCDT No: 49081041025

If your FY2024 AFR states that you need to do a deficit reduction plan and your FY2025 budget is balanced, please state the measures you took to have your budget become balanced. (Bckgrnd-Assumpt 25-26)

Budget of Rock Island SD 41, County of Rock Island,
State of Illinois, for the Fiscal Year beginning July 1, 2024 and ending June 30, 2025.

WHEREAS the Board of Education of Rock Island SD 41,
County of Rock Island, State of Illinois, caused to be prepared in tentative form a budget, and the Secretary of this Board has made the same conveniently available to public inspection for at least thirty days prior to final action thereon;

AND WHEREAS a public hearing was held as to such budget on the 24 day of September, 2024,
notice of said hearing was given at least thirty days prior thereto as required by law, and all other legal requirements have been complied with;

NOW, THEREFORE, Be it resolved by the Board of Education of said district as follows:

Section 1: That the fiscal year of this school district be and the same hereby is fixed and declared to be
beginning July 1, 2024 and ending June 30, 2025.

Section 2: That the following budget containing an estimate of amounts available in each Fund, separately, and expenditures from each be
and the same is hereby adopted as the budget of this school district for said fiscal year.

ADOPTION OF BUDGET

The budget shall be approved and signed below by members of the School Board. Adopted this 24 day of September, 2024
by a roll call vote of _____ Yeas, and _____ Nays, to wit:

** MEMBERS VOTING YEA:	** MEMBERS VOTING NAY:

* Based on the 23 Illinois Administrative Code-Part 100 and inconformity with Section 17-1 of the School Code.
 ** Type in the members who voted "YEA" nor "NAY". Actual school board member signatures are not required for electronic submission.
 (1) A certified copy of this document must be filed with the county clerk within 30 days of adoption as required by Section 18-50 of the Property Tax Code (35 ILCS 200/18-50).
 (2) Districts are required to submit the adopted/amended budget electronically to ISBE within 30 days of adoption or by October 30, whichever comes first. Budgets are submitted through IWAS: <https://apps.isbe.net/iwas/asp/login.asp?js=true>
Please type the member signatures before submitting to ISBE. We do not accept PDF copies.

	A	B	C	D	E	F	G	H	I	J	K	L
1	<i>Begin entering data on EstRev 6-11 and EstExp 12-20 tabs.</i>		(10)	(20)	(30)	(40)	(50)	(60)	(70)	(80)	(90)	
2	Description: Enter Whole Numbers Only	Acct #	Educational	Operations & Maintenance	Debt Service	Transportation	Municipal Retirement/ Social Security	Capital Projects	Working Cash	Tort	Fire Prevention & Safety	
3	ESTIMATED BEGINNING FUND BALANCE (without Student Activity Funds) ¹ as of July 1, 2024		35,325,222	7,098,914	2,162,890	4,072,782	2,219,807	8,440,767	2,316,973	1,315,614	178,969	
4	RECEIPTS/REVENUES (without Student Activity Funds)											
5	LOCAL SOURCES	1000	32,774,263	5,738,265	5,964,865	1,515,113	3,705,892	2,667,616	360,521	1,514,479	2,786	
6	FLOW-THROUGH RECEIPTS/REVENUES FROM ONE DISTRICT TO ANOTHER DISTRICT	2000	0	0	0	0	0	0	0	0	0	0
7	STATE SOURCES	3000	35,307,578	1,805,000	0	664,619	0	50,000	0	0	0	0
8	FEDERAL SOURCES	4000	17,472,129	0	0	0	0	680,691	0	0	0	0
9	Total Direct Receipts/Revenues ⁸		85,553,970	7,543,265	5,964,865	2,179,732	3,705,892	3,398,307	360,521	1,514,479	2,786	
10	Receipts/Revenues for "On Behalf" Payments ²	3998										
11	Total Receipts/Revenues		85,553,970	7,543,265	5,964,865	2,179,732	3,705,892	3,398,307	360,521	1,514,479	2,786	
12	DISBURSEMENTS/EXPENDITURES (without Student Activity Funds)											
13	INSTRUCTION	1000	54,747,607				997,155			0		
14	SUPPORT SERVICES	2000	23,086,513	6,846,902		1,863,396	1,333,701	3,000,000		1,386,678	0	
15	COMMUNITY SERVICES	3000	4,544,645	0		0	3,736			0		
16	PAYMENTS TO OTHER DISTRICTS & GOVT UNITS	4000	2,695,646	0	0	0	0	0		0	0	
17	DEBT SERVICES	5000	0	0	5,829,431	0	0			0	0	
18	PROVISION FOR CONTINGENCIES	6000	0	0	0	0	0	0		0	0	
19	Total Direct Disbursements/Expenditures ⁹		85,074,411	6,846,902	5,829,431	1,863,396	2,334,592	3,000,000		1,386,678	0	
20	Disbursements/Expenditures for "On Behalf" Payments ²	4180	0	0	0	0	0	0		0	0	
21	Total Disbursements/Expenditures		85,074,411	6,846,902	5,829,431	1,863,396	2,334,592	3,000,000		1,386,678	0	
22	Excess of Direct Receipts/Revenues Over (Under) Direct Disbursements/Expenditures		479,559	696,363	135,434	316,336	1,371,300	398,307	360,521	127,801	2,786	
23	OTHER SOURCES/USES OF FUNDS											
24	OTHER SOURCES OF FUNDS (7000)											
25	PERMANENT TRANSFER FROM VARIOUS FUNDS											
26	Abolishment the Working Cash Fund ¹⁶	7110										
27	Abatement of the Working Cash Fund ¹⁶	7110										
28	Transfer of Working Cash Fund Interest	7120										
29	Transfer Among Funds	7130										
30	Transfer of Interest	7140										
31	Transfer from Capital Projects Fund to O&M Fund	7150		0								
32	Transfer of Excess Fire Prev & Safety Tax & Interest ³ Proceeds to O&M Fund	7160		0								
33	Transfer of Excess Accumulated Fire Prev & Safety Bond and Int ^{3a} Proceeds to Debt Service Fund	7170			0							
34	SALE OF BONDS (7200)											
35	Principal on Bonds Sold ⁴	7210										
36	Premium on Bonds Sold	7220										
37	Accrued Interest on Bonds Sold	7230										
38	Sale or Compensation for Fixed Assets ⁵	7300										
39	Transfer to Debt Service to Pay Principal on GASB 87 Leases	7400			0							
40	Transfer to Debt Service to Pay Interest on GASB 87 Leases	7500			0							
41	Transfer to Debt Service Fund to Pay Principal on Revenue Bonds	7600			0							
42	Transfer to Debt Service Fund to Pay Interest on Revenue Bonds	7700			0							
43	Transfer to Capital Projects Fund	7800						0				
44	ISBE Loan Proceeds	7900										
45	Other Sources Not Classified Elsewhere	7990										
46	Total Other Sources of Funds ⁸		0	0	0	0	0	0	0	0	0	0

	A	B	C	D	E	F	G	H	I	J	K	L
1	Begin entering data on EstRev 6-11 and EstExp 12-20 tabs.		(10)	(20)	(30)	(40)	(50)	(60)	(70)	(80)	(90)	
2	Description: Enter Whole Numbers Only	Acct #	Educational	Operations & Maintenance	Debt Service	Transportation	Municipal Retirement/ Social Security	Capital Projects	Working Cash	Tort	Fire Prevention & Safety	
47	OTHER USES OF FUNDS (8000)											
49	TRANSFER TO VARIOUS OTHER FUNDS (8100)											
50	Abolishment or Abatement of the Working Cash Fund ¹⁶	8110							0			
51	Transfer of Working Cash Fund Interest	8120							0			
52	Transfer Among Funds	8130										
53	Transfer of Interest ⁶	8140										
54	Transfer from Capital Projects Fund to O&M Fund	8150										
55	Transfer of Excess Fire Prev & Safety Tax & Interest ³ Proceeds to O&M Fund	8160										
56	Transfer of Excess Accumulated Fire Prev & Safety Bond ^{3a} and Int Proceeds to Debt Service Fund	8170										
57	Taxes Pledged to Pay Principal on GASB 87 Leases	8410										
58	Grants/Reimbursements Pledged to Pay Principal on GASB 87 Leases	8420										
59	Other Revenues Pledged to Pay Principal on GASB 87 Leases	8430										
60	Fund Balance Transfers Pledged to Pay Principal on GASB 87 Leases	8440										
61	Taxes Pledged to Pay Interest on GASB 87 Leases	8510										
62	Grants/Reimbursements Pledged to Pay Interest on GASB 87 Leases	8520										
63	Other Revenues Pledged to Pay Interest on GASB 87 Leases	8530										
64	Fund Balance Transfers Pledged to Pay Interest on GASB 87 Leases	8540										
65	Taxes Pledged to Pay Principal on Revenue Bonds	8610										
66	Grants/Reimbursements Pledged to Pay Principal on Revenue Bonds	8620										
67	Other Revenues Pledged to Pay Principal on Revenue Bonds	8630										
68	Fund Balance Transfers Pledged to Pay Principal on Revenue Bonds	8640										
69	Taxes Pledged to Pay Interest on Revenue Bonds	8710										
70	Grants/Reimbursements Pledged to Pay Interest on Revenue Bonds	8720										
71	Other Revenues Pledged to Pay Interest on Revenue Bonds	8730										
72	Fund Balance Transfers Pledged to Pay Interest on Revenue Bonds	8740										
73	Taxes Transferred to Pay for Capital Projects	8810										
74	Grants/Reimbursements Pledged to Pay for Capital Projects	8820										
75	Other Revenues Pledged to Pay for Capital Projects	8830										
76	Fund Balance Transfers Pledged to Pay for Capital Projects	8840										
77	Transfer to Debt Service Fund to Pay Principal on ISBE Loans	8910										
78	Other Uses Not Classified Elsewhere	8990										
79	Total Other Uses of Funds ⁹		0	0	0	0	0	0	0	0	0	
80	Total Other Sources/Uses of Fund		0	0	0	0	0	0	0	0	0	
81	ESTIMATED ENDING FUND BALANCE (without Student Activity Funds) as of June 30, 2025		35,804,781	7,795,277	2,298,324	4,389,118	3,591,107	8,839,074	2,677,494	1,443,415	181,755	
82												
83	Student Activity (Fund 11) ESTIMATED BEGINNING FUND BALANCE as of July 1, 2024		516,334									
84	RECEIPTS/REVENUES (For Student Activity Funds)											
85	Total Student Activity Direct Receipts/Revenues (Local Sources)	1799	0									
86	DISBURSEMENTS/EXPENDITURES (For Student Activity Funds)											
87	Total Student Activity Direct Disbursements/Expenditures	1999	0									
88	Excess of Direct Receipts/Revenues Over (Under) Direct Disbursements/Expenditures		0									
89	Student Activity ESTIMATED ENDING FUND BALANCE as of June 30, 2025		516,334									
90												

	A	B	C	D	E	F	G	H	I	J	K	L
1	<i>Begin entering data on EstRev 6-11 and EstExp 12-20 tabs.</i>		(10)	(20)	(30)	(40)	(50)	(60)	(70)	(80)	(90)	
2	Description: Enter Whole Numbers Only	Acct #	Educational	Operations & Maintenance	Debt Service	Transportation	Municipal Retirement/ Social Security	Capital Projects	Working Cash	Tort	Fire Prevention & Safety	
91	Total ESTIMATED BEGINNING FUND BALANCE (All Sources Including Student Activity Funds) as of July 1, 2024		35,841,556	7,098,914	2,162,890	4,072,782	2,219,807	8,440,767	2,316,973	1,315,614	178,969	
92	RECEIPTS/REVENUES (All Sources with Student Activity Funds)											
93	LOCAL SOURCES	1000	32,774,263	5,738,265	5,964,865	1,515,113	3,705,892	2,667,616	360,521	1,514,479	2,786	
94	FLOW-THROUGH RECEIPTS/REVENUES FROM ONE DISTRICT TO ANOTHER DISTRICT	2000	0	0	0	0	0	0	0	0	0	
95	STATE SOURCES	3000	35,307,578	1,805,000	0	664,619	0	50,000	0	0	0	
96	FEDERAL SOURCES	4000	17,472,129	0	0	0	0	680,691	0	0	0	
97	Total Direct Receipts/Revenues ⁶		85,553,970	7,543,265	5,964,865	2,179,732	3,705,892	3,398,307	360,521	1,514,479	2,786	
98	Receipts/Revenues for "On Behalf" Payments ²	3998	0	0	0	0	0	0	0	0	0	
99	Total Receipts/Revenues		85,553,970	7,543,265	5,964,865	2,179,732	3,705,892	3,398,307	360,521	1,514,479	2,786	
100	DISBURSEMENTS/EXPENDITURES (All Sources with Student Activity Funds)											
101	INSTRUCTION	1000	54,747,607				997,155			0		
102	SUPPORT SERVICES	2000	23,086,513	6,846,902		1,863,396	1,333,701	3,000,000		1,386,678	0	
103	COMMUNITY SERVICES	3000	4,544,645	0		0	3,736			0		
104	PAYMENTS TO OTHER DISTRICTS & GOVT UNITS	4000	2,695,646	0	0	0	0	0	0	0	0	
105	DEBT SERVICES	5000	0	0	5,829,431	0	0			0	0	
106	PROVISION FOR CONTINGENCIES	6000	0	0	0	0	0	0	0	0	0	
107	Total Direct Disbursements/Expenditures ⁹		85,074,411	6,846,902	5,829,431	1,863,396	2,334,592	3,000,000		1,386,678	0	
108	Disbursements/Expenditures for "On Behalf" Payments ²	4180	0	0	0	0	0	0	0	0	0	
109	Total Disbursements/Expenditures		85,074,411	6,846,902	5,829,431	1,863,396	2,334,592	3,000,000		1,386,678	0	
110	Excess of Direct Receipts/Revenues Over (Under) Direct Disbursements/Expenditures		479,559	696,363	135,434	316,336	1,371,300	398,307	360,521	127,801	2,786	
111	OTHER SOURCES/USES OF FUNDS											
112	OTHER SOURCES OF FUNDS (7000)											
113	Total Other Sources of Funds ⁸		0	0	0	0	0	0	0	0	0	
114	OTHER USES OF FUNDS (8000)											
116	Total Other Uses of Funds ⁹		0	0	0	0	0	0	0	0	0	
117	Total Other Sources/Uses of Fund		0	0	0	0	0	0	0	0	0	
118	ESTIMATED ENDING FUND BALANCE (All Sources with Student Activity Funds) as of June 30, 2025		36,321,115	7,795,277	2,298,324	4,389,118	3,591,107	8,839,074	2,677,494	1,443,415	181,755	
119												
120	SUMMARY OF EXPENDITURES Without Student Activity Funds (by Major Object)											
121	Description	Acct #	(10)	(20)	(30)	(40)	(50)	(60)	(70)	(80)	(90)	Total By Object
122			Educational	Operations & Maintenance	Debt Service	Transportation	Municipal Retirement/ Social Security	Capital Projects	Working Cash	Tort	Fire Prevention & Safety	90
123	Object Name											
124	Salaries	100	59,344,538	2,914,739		0		0		0	0	62,259,277
125	Employee Benefits	200	13,567,657	515,439		0	2,334,592	0		0	0	16,417,688
126	Purchased Services	300	4,443,499	1,678,604	2,918	0		0		967,945	0	7,092,966
127	Supplies & Materials	400	4,753,978	1,188,120		0		0	1,733	0	0	5,943,831
128	Capital Outlay	500	250,000	500,000		0		3,000,000		417,000	0	4,167,000
129	Other Objects	600	2,136,745	0	5,826,513	1,863,396	0	0	0	0	0	9,826,654
130	Non-Capitalized Equipment	700	577,994	50,000		0		0		0	0	627,994
131	Termination Benefits	800	0	0		0				0		0
132	Total Expenditures		85,074,411	6,846,902	5,829,431	1,863,396	2,334,592	3,000,000		1,386,678	0	106,335,410

Summary of Cash Transactions

	A	B	C	D	E	F	G	H	I	J	K
1			(10)	(20)	(30)	(40)	(50)	(60)	(70)	(80)	(90)
2	Description: Enter Whole Numbers Only	Acct #	Educational	Operations & Maintenance	Debt Service	Transportation	Municipal Retirement/ Social Security	Capital Projects	Working Cash	Tort	Fire Prevention & Safety
3	BEGINNING CASH BALANCE ON HAND (without Student Activity Funds)7 as of July 1, 2024		35,325,222	7,098,914	2,162,890	4,072,782	2,219,807	8,440,767	2,316,973	1,315,614	178,969
4	Total Direct Receipts & Other Sources ⁸		85,553,970	7,543,265	5,964,865	2,179,732	3,705,892	3,398,307	360,521	1,514,479	2,786
5	OTHER RECEIPTS										
6	Interfund Loans Payable (Loans from Other Funds)	411									
7	Interfund Loans Receivable (Repayment of Loans)	141									
8	Notes and Warrants Payable	433									
9	Other Current Assets	199									
10	Total Other Receipts		0	0	0	0	0	0	0	0	0
11	Total Direct Receipts, Other Sources, & Other Receipts		85,553,970	7,543,265	5,964,865	2,179,732	3,705,892	3,398,307	360,521	1,514,479	2,786
12	Total Amount Available		120,879,192	14,642,179	8,127,755	6,252,514	5,925,699	11,839,074	2,677,494	2,830,093	181,755
13	Total Direct Disbursements & Other Uses ⁹		85,074,411	6,846,902	5,829,431	1,863,396	2,334,592	3,000,000	0	1,386,678	0
14	OTHER DISBURSEMENTS										
15	Interfund Loans Receivable (Loans to Other Funds) ¹⁰	141									
16	Interfund Loans Payable (Repayment of Loans)	411									
17	Notes and Warrants Payable	433									
18	Other Current Liabilities	499									
19	Total Other Disbursements		0	0	0	0	0	0	0	0	0
20	Total Direct Disbursements, Other Uses, & Other Disbursements		85,074,411	6,846,902	5,829,431	1,863,396	2,334,592	3,000,000	0	1,386,678	0
21	ENDING CASH BALANCE ON HAND (without Student Activity Funds) as of June 30, 2025		35,804,781	7,795,277	2,298,324	4,389,118	3,591,107	8,839,074	2,677,494	1,443,415	181,755
22											
23	Activity Funds BEGINNING CASH BALANCE ON HAND7 as of July 1, 2024		516,334								
24	Total Direct Receipts & Other Sources ⁸		0								
25	Total Amount Available		516,334								
26	Total Direct Disbursements & Other Uses ⁹		0								
27	Activity funds ENDING CASH BALANCE ON HAND7 as of June 30, 2025		516,334								
28											
29	Total BEGINNING CASH BALANCE ON HAND (with Student Activity Funds)7 as of July 1, 2024		35,841,556	7,098,914	2,162,890	4,072,782	2,219,807	8,440,767	2,316,973	1,315,614	178,969
30	Total Direct Receipts & Other Sources ⁸		85,553,970	7,543,265	5,964,865	2,179,732	3,705,892	3,398,307	360,521	1,514,479	2,786
31	Total Other Receipts		0	0	0	0	0	0	0	0	0
32	Total Direct Receipts, Other Sources, & Other Receipts		85,553,970	7,543,265	5,964,865	2,179,732	3,705,892	3,398,307	360,521	1,514,479	2,786
33	Total Amount Available		121,395,526	14,642,179	8,127,755	6,252,514	5,925,699	11,839,074	2,677,494	2,830,093	181,755
34	Total Direct Disbursements & Other Uses ⁹		85,074,411	6,846,902	5,829,431	1,863,396	2,334,592	3,000,000	0	1,386,678	0
35	Total Other Disbursements		0	0	0	0	0	0	0	0	0
36	Total Direct Disbursements, Other Uses, & Other Disbursements		85,074,411	6,846,902	5,829,431	1,863,396	2,334,592	3,000,000	0	1,386,678	0
37	Total ENDING CASH BALANCE ON HAND (with Student Activity Funds)7 as of June 30, 2025		36,321,115	7,795,277	2,298,324	4,389,118	3,591,107	8,839,074	2,677,494	1,443,415	181,755

	A	B	C	D	E	F	G	H	I	J	K
1			(10)	(20)	(30)	(40)	(50)	(60)	(70)	(80)	(90)
2	Description: Enter Whole Numbers Only	Acct #	Educational	Operations & Maintenance	Debt Service	Transportation	Municipal Retirement/ Social Security	Capital Projects	Working Cash	Tort	Fire Prevention & Safety
3	RECEIPTS/REVENUES FROM LOCAL SOURCES (1000)										
4	AD VALOREM TAXES LEVIED BY LOCAL EDUCATION AGENCY	1100									
5	Designated Purposes Levies ^{11 (1110-1120)}	-	22,726,840	5,395,082	3,320,493	1,352,368	2,541,444		359,673	1,449,479	
6	Leasing Purposes Levy ¹²	1130	169,304								
7	Special Education Purposes Levy	1140	770,281								
8	FICA and Medicare Only Levies	1150					989,448				
9	Area Vocational Construction Purposes Levy	1160									
10	Summer School Purposes Levy	1170									
11	Other Tax Levies (Describe & Itemize)	1190									
12	Total Ad Valorem Taxes Levied by District		23,666,425	5,395,082	3,320,493	1,352,368	3,530,892	0	359,673	1,449,479	0
13	PAYMENTS IN LIEU OF TAXES	1200									
14	Mobile Home Privilege Tax	1210									
15	Payments from Local Housing Authority	1220									
16	Corporate Personal Property Replacement Taxes ¹³	1230	6,935,938				75,000				
17	Other Payments in Lieu of Taxes (Describe & Itemize)	1290									
18	Total Payments in Lieu of Taxes		6,935,938	0	0	0	75,000	0	0	0	0
19	TUITION	1300									
20	Regular Tuition from Pupils or Parents (In State)	1311									
21	Regular Tuition from Other Districts (In State)	1312									
22	Regular Tuition from Other Sources (In State)	1313									
23	Regular Tuition from Other Sources (Out of State)	1314									
24	Summer School Tuition from Pupils or Parents (In State)	1321									
25	Summer School Tuition from Other Districts (In State)	1322									
26	Summer School Tuition from Other Sources (In State)	1323									
27	Summer School Tuition from Other Sources (Out of State)	1324									
28	CTE Tuition from Pupils or Parents (In State)	1331									
29	CTE Tuition from Other Districts (In State)	1332									
30	CTE Tuition from Other Sources (In State)	1333									
31	CTE Tuition from Other Sources (Out of State)	1334									
32	Special Education Tuition from Pupils or Parents (In State)	1341									
33	Special Education Tuition from Other Districts (In State)	1342									
34	Special Education Tuition from Other Sources (In State)	1343									
35	Special Education Tuition from Other Sources (Out of State)	1344									
36	Adult Tuition from Pupils or Parents (In State)	1351									
37	Adult Tuition from Other Districts (In State)	1352									
38	Adult Tuition from Other Sources (In State)	1353									
39	Adult Tuition from Other Sources (Out of State)	1354									
40	Total Tuition		0								
41	TRANSPORTATION FEES	1400									
42	Regular Transportation Fees from Pupils or Parents (In State)	1411									
43	Regular Transportation Fees from Other Districts (In State)	1412									
44	Regular Transportation Fees from Other Sources (In State)	1413									
45	Regular Transportation Fees from Co-curricular Activities (In State)	1415									
46	Regular Transportation Fees from Other Sources (Out of State)	1416									
47	Summer School Transportation Fees from Pupils or Parents (In State)	1421									
48	Summer School Transportation Fees from Other Districts (In State)	1422									
49	Summer School Transportation Fees from Other Sources (In State)	1423									
50	Summer School Transportation Fees from Other Sources (Out of State)	1424									
51	CTE Transportation Fees from Pupils or Parents (In State)	1431									
52	CTE Transportation Fees from Other Districts (In State)	1432									
53	CTE Transportation Fees from Other Sources (In State)	1433									
54	CTE Transportation Fees from Other Sources (Out of State)	1434									
55	Special Education Transportation Fees from Pupils or Parents (In State)	1441									
56	Special Education Transportation Fees from Other Districts (In State)	1442									

	A	B	C	D	E	F	G	H	I	J	K
1			(10)	(20)	(30)	(40)	(50)	(60)	(70)	(80)	(90)
2	Description: Enter Whole Numbers Only	Acct #	Educational	Operations & Maintenance	Debt Service	Transportation	Municipal Retirement/ Social Security	Capital Projects	Working Cash	Tort	Fire Prevention & Safety
57	Special Education Transportation Fees from Other Sources (In State)	1443									
58	Special Education Transportation Fees from Other Sources (Out of State)	1444									
59	Adult Transportation Fees from Pupils or Parents (In State)	1451									
60	Adult Transportation Fees from Other Districts (In State)	1452									
61	Adult Transportation Fees from Other Sources (In State)	1453									
62	Adult Transportation Fees from Other Sources (Out of State)	1454									
63	Total Transportation Fees					0					
64	EARNINGS ON INVESTMENTS	1500									
65	Interest on Investments	1510	1,400,000	314,878	71,259	162,745	100,000	893,635	848	65,000	2,786
66	Gain or Loss on Sale of Investments	1520									
67	Total Earnings on Investments		1,400,000	314,878	71,259	162,745	100,000	893,635	848	65,000	2,786
68	FOOD SERVICE	1600									
69	Sales to Pupils - Lunch	1611	69,500								
70	Sales to Pupils - Breakfast	1612									
71	Sales to Pupils - A la Carte	1613									
72	Sales to Pupils - Other (Describe & Itemize)	1614									
73	Sales to Adults	1620	100								
74	Other Food Service (Describe & Itemize)	1690									
75	Total Food Service		69,600								
76	DISTRICT/SCHOOL ACTIVITY INCOME	1700									
77	Admissions - Athletic	1711	66,000								
78	Admissions - Other	1719									
79	Fees	1720									
80	Book Store Sales	1730									
81	Other District/School Activity Revenue (Describe & Itemize)	1790									
82	Student Activity Fund Revenues	1799									
83	Total District/School Activity Income (without Student Activity Funds 1799)		66,000	0							
84	Total District/School Activity Income (with Student Activity Funds 1799)		66,000								
85	TEXTBOOK INCOME	1800									
86	Textbook Rentals - Regular Textbooks	1811	62,000								
87	Textbook Rentals - Summer School Textbooks	1812									
88	Textbook Rentals - Adult/Continuing Education Textbooks	1813									
89	Textbook Rentals - Other (Describe & Itemize)	1819									
90	Textbook Sales - Regular Textbooks	1821									
91	Textbook Sales - Summer School	1822									
92	Textbook Sales - Adult/Continuing Education	1823									
93	Textbook Sales - Other (Describe & Itemize)	1829									
94	Other Textbook Income (Describe & Itemize)	1890									
95	Total Textbooks		62,000								
96	OTHER REVENUE FROM LOCAL SOURCES	1900									
97	Rentals	1910	318,000	123							
98	Contributions and Donations from Private Sources	1920	4,000								
99	Impact Fees from Municipal or County Governments	1930									
100	Services Provided Other Districts	1940									
101	Refund of Prior Years' Expenditures	1950									
102	Payments of Surplus Moneys from TIF Districts	1960									
103	Drivers' Education Fees	1970	2,100								
104	Proceeds from Vendors' Contracts	1980									
105	School Facility Occupation Tax Proceeds	1983			2,573,113			1,773,981			
106	Payment from Other Districts	1991			0						
107	Sale of Vocational Projects	1992									
108	Other Local Fees (Describe & Itemize)	1993									
109	Other Local Revenues (Describe & Itemize)	1999	250,200	28,182							
110	Total Other Revenue from Local Sources		574,300	28,305	2,573,113	0	0	1,773,981	0	0	0

93

	A	B	C	D	E	F	G	H	I	J	K
1	Description: Enter Whole Numbers Only	Acct #	(10)	(20)	(30)	(40)	(50)	(60)	(70)	(80)	(90)
2			Educational	Operations & Maintenance	Debt Service	Transportation	Municipal Retirement/ Social Security	Capital Projects	Working Cash	Tort	Fire Prevention & Safety
111	Total Receipts/Revenues from Local Sources (without Student Activity Funds 1799)	1000	32,774,263	5,738,265	5,964,865	1,515,113	3,705,892	2,667,616	360,521	1,514,479	2,786
112	Total Receipts/Revenues from Local Sources (with Student Activity Funds 1799)		32,774,263								
113	FLOW-THROUGH RECEIPTS/REVENUES FROM ONE DISTRICT TO ANOTHER DISTRICT (2000)										
114	Flow-Through Revenue from State Sources	2100									
115	Flow-Through Revenue from Federal Sources	2200									
116	Other Flow-Through Revenue (Describe & Itemize)	2300									
117	Total Flow-Through Receipts/Revenues From One District to Another District	2000	0	0		0	0				
118	RECEIPTS/REVENUES FROM STATE SOURCES (3000)										
119	UNRESTRICTED GRANTS-IN-AID (3001-3099)										
120	Evidence Based Funding Formula (Section 18-8.15)	3001	34,333,000	1,805,000							
121	Reorganization Incentives (Accounts 3005-3021)	3005									
122	Fast Growth District Grants	3030									
123	Other Unrestricted Grants-In-Aid From State Sources (Describe & Itemize)	3099									
124	Total Unrestricted Grants-In-Aid		34,333,000	1,805,000	0	0	0	0		0	0
125	RESTRICTED GRANTS-IN-AID (3100-3900)										
126	SPECIAL EDUCATION										
127	Special Education - Private Facility Tuition	3100	44,121								
128	Special Education - Funding for Children Requiring Sp Ed Services	3105									
129	Special Education - Personnel	3110									
130	Special Education - Orphanage - Individual	3120	174,750								
131	Special Education - Orphanage - Summer Individual	3130									
132	Special Education - Summer School	3145									
133	Special Education - Other (Describe & Itemize)	3199									
134	Total Special Education		218,871	0		0					
135	CAREER AND TECHNICAL EDUCATION (CTE)										
136	CTE - Technical Education - Tech Prep	3200									
137	CTE - Secondary Program Improvement (CTEI)	3220	78,734								
138	CTE - WECEP	3225									
139	CTE - Agriculture Education	3235									
140	CTE - Instructor Practicum	3240									
141	CTE - Student Organizations	3270									
142	CTE - Other (Describe & Itemize)	3299									
143	Total Career and Technical Education		78,734	0			0				
144	BILINGUAL EDUCATION										
145	Bilingual Education - Downstate - TPI and TBE	3305									
146	Bilingual Education - Downstate - Transitional Bilingual Education	3310									
147	Total Bilingual Education		0				0				
148	State Free Lunch & Breakfast	3360	67,708								
149	School Breakfast Initiative	3365									
150	Driver Education	3370	56,549								
151	Adult Education (from ICCB)	3410									
152	Adult Education - Other (Describe & Itemize)	3499									
153	TRANSPORTATION										
154	Transportation - Regular and Vocational	3500									
155	Transportation - Special Education	3510				664,619					
156	Transportation - Other (Describe & Itemize)	3599									
157	Total Transportation		0	0		664,619	0				
158	Learning Improvement - Change Grants	3610									
159	Scientific Literacy	3660									
160	Truant Alternative/Optional Education	3695									

94

	A	B	C	D	E	F	G	H	I	J	K
1			(10)	(20)	(30)	(40)	(50)	(60)	(70)	(80)	(90)
2	Description: Enter Whole Numbers Only	Acct #	Educational	Operations & Maintenance	Debt Service	Transportation	Municipal Retirement/ Social Security	Capital Projects	Working Cash	Tort	Fire Prevention & Safety
161	Early Childhood - Block Grant	3705	476,960								
162	Chicago General Education Block Grant	3766									
163	Chicago Educational Services Block Grant	3767									
164	School Safety & Educational Improvement Block Grant	3775									
165	Technology - Technology for Success	3780									
166	State Charter Schools	3815									
167	Extended Learning Opportunities - Summer Bridges	3825									
168	Infrastructure Improvements - Planning/Construction	3920									
169	School Infrastructure - Maintenance Projects	3925									
170	Other Restricted Revenue from State Sources (Describe & Itemize)	3999	75,756					50,000			
171	Total Restricted Grants-In-Aid		974,578	0	0	664,619	0	50,000	0	0	0
172	Total Receipts/Revenues from State Sources	3000	35,307,578	1,805,000	0	664,619	0	50,000	0	0	0
173	RECEIPTS/REVENUES FROM FEDERAL SOURCES (4000)										
174	UNRESTRICTED GRANTS-IN-AID RECEIVED DIRECTLY FROM FEDERAL GOVT. (4001-4009)										
175	Federal Impact Aid	4001									
176	Other Unrestricted Grants-In-Aid Received from Fed. Govt. (Describe & Itemize)	4009									
177	Total Unrestricted Grants-In-Aid Received Directly from Fed Govt		0	0	0	0	0	0	0	0	0
178	RESTRICTED GRANTS-IN-AID RECEIVED DIRECTLY FROM FEDERAL GOVT (4045-4090)										
179	Head Start	4045	2,200,000								
180	Construction (Impact Aid)	4050									
181	MAGNET	4060									
182	Other Restricted Grants-In-Aid Received from Fed. Govt. (Describe & Itemize)	4090	630,000								
183	Total Restricted Grants-In-Aid Received Directly from Federal Govt.		2,830,000	0		0	0	0			0
184	RESTRICTED GRANTS-IN-AID RECEIVED FROM FEDERAL GOVT. THRU THE STATE (4100-4999)										
185	TITLE V										
186	Title V - Flexibility and Accountability	4100									
187	Title V - SEA Projects	4105									
188	Title V - Rural Education Initiative (REI)	4107									
189	Title V - Other (Describe & Itemize)	4199									
190	Total Title V		0	0		0	0				
191	FOOD SERVICE										
192	Breakfast Start-Up Expansion	4200									
193	National School Lunch Program	4210	3,260,000								
194	Special Milk Program	4215									
195	School Breakfast Program	4220	972,074								
196	Summer Food Service Admin/Program	4225	6,654								
197	Child and Adult Care Food Program	4226									
198	Fresh Fruit and Vegetables	4240	135,290								
199	Food Service - Other (Describe & Itemize)	4299									
200	Total Food Service		4,374,018				0				
201	TITLE I										
202	Title I - Low Income	4300	4,190,105								
203	Title I - Low Income - Neglected, Private	4305									
204	Title I - Migrant Education	4340									
205	Title I - Other (Describe & Itemize)	4399									
206	Total Title I		4,190,105	0		0	0				
207	TITLE IV										
208	Title IV - Student Support & Academic Enrichment Grant	4400	328,588								
209	Title IV - Part A - Student Support & Academic Enrichment Grants Safe and Drug Free Schools	4415									

95

	A	B	C	D	E	F	G	H	I	J	K
1			(10)	(20)	(30)	(40)	(50)	(60)	(70)	(80)	(90)
2	Description: Enter Whole Numbers Only	Acct #	Educational	Operations & Maintenance	Debt Service	Transportation	Municipal Retirement/ Social Security	Capital Projects	Working Cash	Tort	Fire Prevention & Safety
210	Title IV - 21st Century	4421	7,582								
211	Title IV - Other (Describe & Itemize)	4499									
212	Total Title IV		336,170	0		0	0				
213	FEDERAL - SPECIAL EDUCATION										
214	Federal Special Education - Preschool Flow-Through	4600	60,396								
215	Federal Special Education - Preschool Discretionary	4605									
216	Federal Special Education - IDEA Flow Through	4620	2,000,000								
217	Federal Special Education - IDEA Room & Board	4625									
218	Federal Special Education - IDEA Discretionary	4630									
219	Federal Special Education - IDEA - Other (Describe & Itemize)	4699									
220	Total Federal Special Education		2,060,396	0		0	0				
221	CTE - PERKINS										
222	CTE - Perkins-Title III E Tech Prep	4770									
223	CTE - Other (Describe & Itemize)	4799									
224	Total CTE - Perkins		0	0			0				
225	Federal - Adult Education	4810									
226	ARRA - General State Aid - Education Stabilization	4850									
227	ARRA - Title I - Low Income	4851									
228	ARRA - Title I - Neglected, Private	4852									
229	ARRA - Title I - Delinquent, Private	4853									
230	ARRA - Title I - School Improvement (Part A)	4854									
231	ARRA - Title I - School Improvement (Section 1003g)	4855									
232	ARRA - IDEA - Part B - Preschool	4856									
233	ARRA - IDEA - Part B - Flow-Through	4857									
234	ARRA - Title IID - Technology - Formula	4860									
235	ARRA - Title IID - Technology - Competitive	4861									
236	ARRA - McKinney - Vento Homeless Education	4862									
237	ARRA - Child Nutrition Equipment Assistance	4863									
238	Impact Aid Formula Grants	4864									
239	Impact Aid Competitive Grants	4865									
240	Qualified Zone Academy Bond Tax Credits	4866									
241	Qualified School Construction Bond Credits	4867									
242	Build America Bond Tax Credits	4868									
243	Build America Bond Interest Reimbursement	4869									
244	ARRA - General State Aid - Other Government Services Stabilization	4870									
245	Other ARRA Funds - II	4871									
246	Other ARRA Funds - III	4872									96
247	Other ARRA Funds - IV	4873									
248	Other ARRA Funds - V	4874									
249	ARRA - Early Childhood	4875									
250	Other ARRA Funds - VII	4876									
251	Other ARRA Funds - VIII	4877									
252	Other ARRA Funds - IX	4878									
253	Other ARRA Funds - X	4879									
254	Other ARRA Funds - Ed Job Fund Program	4880									
255	Total Stimulus Programs		0	0	0	0	0	0		0	0
256	Race to the Top Program	4901									
257	Race to the Top - Preschool Expansion Grant	4902									
258	Title III - Instruction for English Learners & Immigrant Students	4905	2,040								
259	Title III - English Language Acquisition	4909	80,438								
260	McKinney Education for Homeless Children	4920									
261	Title II - Eisenhower - Professional Development Formula	4930									
262	Title II - Teacher Quality	4932	300,363								
263	Title II - Part A - Supporting Effective Instruction - State Grants	4935									
264	Federal Charter Schools	4960									
265	State Assessment Grants	4981									

	A	B	C	D	E	F	G	H	I	J	K
1			(10)	(20)	(30)	(40)	(50)	(60)	(70)	(80)	(90)
2	Description: Enter Whole Numbers Only	Acct #	Educational	Operations & Maintenance	Debt Service	Transportation	Municipal Retirement/ Social Security	Capital Projects	Working Cash	Tort	Fire Prevention & Safety
266	Grant for State Assessments and Related Activities	4982									
267	Medicaid Matching Funds - Administrative Outreach	4991	214,347								
268	Medicaid Matching Funds - Fee-For-Service Program	4992	845,137								
269	Other Restricted Grants Received from Fed. Govt. thru State <i>(Describe & Itemize)</i>	4998	2,239,115					680,691			
270	Total Restricted Grants-In-Aid Received from Federal Govt. Thru the State		14,642,129	0	0	0	0	680,691		0	0
271	TOTAL RECEIPTS/REVENUES FROM FEDERAL SOURCES	4000	17,472,129	0	0	0	0	680,691	0	0	0
272	TOTAL DIRECT RECEIPTS/REVENUES (without Student Activity Funds 1799)		85,553,970	7,543,265	5,964,865	2,179,732	3,705,892	3,398,307	360,521	1,514,479	2,786
273	TOTAL DIRECT RECEIPTS/REVENUES (with Student Activity Funds 1799)		85,553,970								

1	A	B	C	D	E	F	G	H	I	J	K
2	Description: Enter Whole Numbers Only	Funct #	(100) Salaries	(200) Employee Benefits	(300) Purchased Services	(400) Supplies & Materials	(500) Capital Outlay	(600) Other Objects	(700) Non-Capitalized Equipment	(800) Termination Benefits	(900) Total
3	10 - EDUCATIONAL FUND (ED)										
4	INSTRUCTION (ED)	1000									
5	Regular Programs	1100	19,495,902	4,549,920	294,501	514,944			155,455		25,010,722
6	Tuition Payment to Charter Schools	1115			38,546						38,546
7	Pre-K Programs	1125	5,996,606	1,571,383	57,885	268,420			158,029		8,052,323
8	Special Education Programs (Functions 1200 - 1220)	1200	8,870,904	2,298,929	57,417	30,865					11,258,115
9	Special Education Programs Pre-K	1225	856,626	199,011	1,880	5,673					1,063,190
10	Remedial and Supplemental Programs K-12	1250	848,216	311,539	258,138	1,007,477			140,034		2,565,404
11	Remedial and Supplemental Programs Pre-K	1275				74					74
12	Adult/Continuing Education Programs	1300									0
13	CTE Programs	1400	820,348	232,479	62,299	24,415			1,823		1,141,364
14	Interscholastic Programs	1500	1,523,916	115,429	154,929	407,697		232	34,121		2,236,324
15	Summer School Programs	1600	48,406	5,884	207,224	31,674					293,188
16	Gifted Programs	1650	424,247	91,169		2,092					517,508
17	Driver's Education Programs	1700									0
18	Bilingual Programs	1800	2,076,463	455,075	18,734	20,577					2,570,849
19	Truant Alternative & Optional Programs	1900									0
20	Pre-K Programs - Private Tuition	1910									0
21	Regular K-12 Programs Private Tuition	1911									0
22	Special Education Programs K-12 Private Tuition	1912									0
23	Special Education Programs Pre-K Tuition	1913									0
24	Remedial/Supplemental Programs K-12 Private Tuition	1914									0
25	Remedial/Supplemental Programs Pre-K Private Tuition	1915									0
26	Adult/Continuing Education Programs Private Tuition	1916									0
27	CTE Programs Private Tuition	1917									0
28	Interscholastic Programs Private Tuition	1918									0
29	Summer School Programs Private Tuition	1919									0
30	Gifted Programs Private Tuition	1920									0
31	Bilingual Programs Private Tuition	1921									0
32	Truants Alternative/Opt Ed Programs Private Tuition	1922									0
33	Student Activity Fund Expenditures	1999									0
34	Total Instruction¹⁴ (Without Student Activity Funds 1999)	1000	40,961,634	9,830,818	1,151,553	2,313,908	0	232	489,462	0	54,747,607
35	Total Instruction¹⁴ (With Student Activity Funds 1999)	1000	40,961,634	9,830,818	1,151,553	2,313,908	0	232	489,462	0	54,747,607
36	SUPPORT SERVICES (ED)	2000									
37	Support Services - Pupil	2100									
38	Attendance & Social Work Services	2110	832,222	201,716							1,033,938
39	Guidance Services	2120	1,830,627	402,575	2,257	0					2,235,459
40	Health Services	2130	762,762	131,865	1,371	6,150					902,148
41	Psychological Services	2140	1,250,860	299,067							1,549,927
42	Speech Pathology & Audiology Services	2150	1,067,248	223,477							1,290,725
43	Other Support Services - Pupils (Describe & Itemize)	2190	68,137	834	8,114						77,085
44	Total Support Services - Pupil	2100	5,811,856	1,259,534	11,742	6,150	0	0	0	0	7,089,282
45	Support Services - Instructional Staff	2200									
46	Improvement of Instruction Services	2210	1,430,378	381,444	435,697	83,320		16,992	1,265		2,349,096
47	Educational Media Services	2220	343,418	60,893	32,587	55,926					492,824
48	Assessment & Testing	2230	104,406	23,344							127,750
49	Total Support Services - Instructional Staff	2200	1,878,202	465,681	468,284	139,246	0	16,992	1,265	0	2,969,670
50	Support Services - General Administration	2300									
51	Board of Education Services	2310		14,866	131,963	6,506		17,460			170,795
52	Executive Administration Services	2320	322,078	5,636	11,115	39,922		3,410	12,414		394,575
53	Special Area Administration Services	2330	110,846	25,233							136,079
54	Tort Immunity Services	2361, 2365									0
55	Total Support Services - General Administration	2300	432,924	45,735	143,078	46,428	0	20,870	12,414	0	701,449
56	Support Services - School Administration	2400									
57	Office of the Principal Services	2410	3,561,064	727,717		15,109					4,303,890
58	Other Support Services - School Administration (Describe & Itemize)	2490									0
59	Total Support Services - School Administration	2400	3,561,064	727,717	0	15,109	0	0	0	0	4,303,890

1	A	B	C	D	E	F	G	H	I	J	K
2	Description: Enter Whole Numbers Only	Funct #	(100) Salaries	(200) Employee Benefits	(300) Purchased Services	(400) Supplies & Materials	(500) Capital Outlay	(600) Other Objects	(700) Non-Capitalized Equipment	(800) Termination Benefits	(900) Total
60	Support Services - Business	2500									
61	Direction of Business Support Services	2510	154,208	27,816	410						182,434
62	Fiscal Services	2520	341,888	55,367	18,746	12,338	0	284	1,894		430,517
63	Operation & Maintenance of Plant Services	2540	521,096	78,182	13,404	6,432	250,000	361			869,475
64	Pupil Transportation Services	2550			41,471						41,471
65	Food Services	2560	1,621,619	224,111	34,469	1,924,073		2,468	8,960		3,815,700
66	Internal Services	2570		1,573	8,854	0					10,427
67	Total Support Services - Business	2500	2,638,811	387,049	117,354	1,942,843	250,000	3,113	10,854	0	5,350,024
68	Support Services - Central	2600									
69	Direction of Central Support Services	2610									0
70	Planning, Research, Development & Evaluation Services	2620									0
71	Information Services	2630	128,922	28,848	40,448	14,615		0			212,833
72	Staff Services	2640	625,397	115,503	358,585	44,213		0	569		1,144,267
73	Data Processing Services	2660	553,095	91,356	568,488	36,013		2,716	63,430		1,315,098
74	Total Support Services - Central	2600	1,307,414	235,707	967,521	94,841	0	2,716	63,999	0	2,672,198
75	Other Support Services - Misc. (Describe & Itemize)	2900									0
76	Total Support Services	2000	15,630,271	3,121,423	1,707,979	2,244,617	250,000	43,691	88,532	0	23,086,513
77	COMMUNITY SERVICES (ED)	3000	2,752,633	615,416	961,961	195,453		19,182			4,544,645
78	PAYMENTS TO OTHER DIST & GOVT UNITS (ED)	4000									
79	Payments to Other Dist & Govt Units (In-State)	4100									
80	Payments for Regular Programs	4110									0
81	Payments for Special Education Programs	4120			622,006						622,006
82	Payments for Adult/Continuing Education Programs	4130									0
83	Payments for CTE Programs	4140									0
84	Payments for Community College Programs	4170									0
85	Other Payments to In-State Govt Units - Programs (Describe & Itemize)	4190									0
86	Total Payments to Other Dist & Govt Units (In-State)	4100			622,006			0			622,006
87	Payments for Regular Programs - Tuition	4210									0
88	Payments for Special Education Programs - Tuition	4220						1,988,568			1,988,568
89	Payments for Adult/Continuing Education Programs - Tuition	4230									0
90	Payments for CTE Programs - Tuition	4240						72,100			72,100
91	Payments for Community College Programs - Tuition	4270						12,972			12,972
92	Payments for Other Programs - Tuition	4280									0
93	Other Payments to In-State Govt Units - Tuition (Describe & Itemize)	4290									0
94	Total Payments to Other Dist & Govt Units - Tuition (In State)	4200						2,073,640			2,073,640
95	Payments for Regular Programs - Transfers	4310									0
96	Payments for Special Education Programs - Transfers	4320									0
97	Payments for Adult/Continuing Ed Programs - Transfers	4330									0
98	Payments for CTE Programs - Transfers	4340									0
99	Payments for Community College Program - Transfers	4370									0
100	Payments for Other Programs - Transfers	4380									0
101	Other Payments to In-State Govt Units - Transfers (Describe & Itemize)	4390									0
102	Total Payments to Other Dist & Govt Units-Transfers (In State)	4300			0			0			0
103	Payments to Other Dist & Govt Units (Out of State)	4400									0
104	Total Payments to Other Dist & Govt Units	4000			622,006			2,073,640			2,695,646
105	DEBT SERVICE (ED)	5000									
106	Debt Service - Interest on Short-Term Debt	5100									
107	Tax Anticipation Warrants	5110									0
108	Tax Anticipation Notes	5120									0
109	Corporate Personal Property Repl Tax Anticipated Notes	5130									0
110	State Aid Anticipation Certificates	5140									0
111	Other Interest on Short-Term Debt (Describe & Itemize)	5150									0
112	Total Debt Service - Interest on Short-Term Debt	5100						0			0
113	Debt Service - Interest on Long-Term Debt	5200									0
114	Total Debt Service	5000						0			0
115	PROVISION FOR CONTINGENCIES (ED)	6000									0
116	Total Direct Disbursements/Expenditures (without Student Activity Funds (1999))		59,344,538	13,567,657	4,443,499	4,753,978	250,000	2,136,745	577,994	0	85,074,411

	A	B	C	D	E	F	G	H	I	J	K
1	Description: Enter Whole Numbers Only	Funct #	(100) Salaries	(200) Employee Benefits	(300) Purchased Services	(400) Supplies & Materials	(500) Capital Outlay	(600) Other Objects	(700) Non-Capitalized Equipment	(800) Termination Benefits	(900) Total
117	Total Direct Disbursements/Expenditures (with Student Activity Funds (1999))		59,344,538	13,567,657	4,443,499	4,753,978	250,000	2,136,745	577,994	0	85,074,411
118	Excess (Deficiency) of Receipts/Revenues Over Disbursements/Expenditures (without Student Activity Funds 1999)										479,559
119	Excess (Deficiency) of Receipts/Revenues Over Disbursements/Expenditures (with Student Activity Funds 1999)										479,559
120											
121	20 - OPERATIONS AND MAINTENANCE FUND (O&M)										
122	SUPPORT SERVICES (O&M)	2000									
123	Support Services - Pupil	2100									
124	Other Support Services - Pupils (Describe & Itemize)	2190									0
125	Support Services - Business	2500									
126	Direction of Business Support Services	2510									0
127	Facilities Acquisition & Construction Services	2530					500,000				500,000
128	Operation & Maintenance of Plant Services	2540	2,854,138	515,439	1,678,604	1,188,120			50,000		6,286,301
129	Pupil Transportation Services	2550	60,601								60,601
130	Food Services	2560									0
131	Total Support Services - Business	2500	2,914,739	515,439	1,678,604	1,188,120	500,000	0	50,000	0	6,846,902
132	Other Support Services - Misc. (Describe & Itemize)	2900									0
133	Total Support Services	2000	2,914,739	515,439	1,678,604	1,188,120	500,000	0	50,000	0	6,846,902
134	COMMUNITY SERVICES (O&M)	3000									0
135	PAYMENTS TO OTHER DIST & GOVT UNITS (O&M)	4000									
136	Payments to Other Dist & Govt Units (In-State)	4100									
137	Payments for Regular Programs	4110									0
138	Payments for Special Education Programs	4120									0
139	Payments for CTE Program	4140									0
140	Other Payments to In-State Govt Units - Programs (Describe & Itemize)	4190									0
141	Total Payments to Other Dist & Govt Units (In-State)	4100									0
142	Payments to Other Dist & Govt Units (Out of State) ¹⁴	4400									0
143	Total Payments to Other Dist & Govt Unit	4000									0
144	DEBT SERVICE (O&M)	5000									
145	Debt Service - Interest on Short-Term Debt	5100									
146	Tax Anticipation Warrants	5110									0
147	Tax Anticipation Notes	5120									0
148	Corporate Personal Prop Repl Tax Anticipated Notes	5130									0
149	State Aid Anticipation Certificates	5140									0
150	Other Interest on Short-Term Debt (Describe & Itemize)	5150									0
151	Total Debt Service - Interest on Short-Term Debt	5100									0
152	Debt Service - Interest on Long-Term Debt	5200									100
153	Total Debt Service	5000									0
154	PROVISION FOR CONTINGENCIES (O&M)	6000									0
155	Total Direct Disbursements/Expenditures		2,914,739	515,439	1,678,604	1,188,120	500,000	0	50,000	0	6,846,902
156	Excess (Deficiency) of Receipts/Revenues Over Disbursements/Expenditures										696,363
157											
158	30 - DEBT SERVICE FUND (DS)										
159	PAYMENTS TO OTHER DIST & GOVT UNITS (DS)	4000									
160	Payments to Other Dist & Govt Units (In-State)	4100									
161	Payments for Regular Programs	4110									0
162	Payments for Special Education Programs	4120									0
163	Other Payments to In-State Govt Units - Programs (Describe & Itemize)	4190									0
164	Total Payments to Other Dist & Govt Units (In-State)	4000									0
165	DEBT SERVICE (DS)	5000									
166	Debt Service - Interest on Short-Term Debt	5100									
167	Tax Anticipation Warrants	5110									0
168	Tax Anticipation Notes	5120									0
169	Corporate Personal Prop Repl Tax Anticipation Notes	5130									0
170	State Aid Anticipation Certificates	5140									0

1	A	B	C	D	E	F	G	H	I	J	K
2	Description: Enter Whole Numbers Only	Funct #	(100) Salaries	(200) Employee Benefits	(300) Purchased Services	(400) Supplies & Materials	(500) Capital Outlay	(600) Other Objects	(700) Non-Capitalized Equipment	(800) Termination Benefits	(900) Total
171	Other Interest on Short-Term Debt <i>(Describe & Itemize)</i>	5150									0
172	Total Debt Service - Interest On Short-Term Debt	5100						0			0
173	Debt Service - Interest on Long-Term Debt	5200									0
174	Debt Service - Payments of Principal on Long-Term Debt ¹⁵ <i>(Lease/Purchase Principal Retired) (Describe & Itemize)</i>	5300						5,826,513			5,826,513
175	Debt Service - Other <i>(Describe & Itemize)</i>	5400			2,918						2,918
176	Total Debt Service	5000			2,918			5,826,513			5,829,431
177	PROVISION FOR CONTINGENCIES (DS)	6000									0
178	Total Direct Disbursements/Expenditures				2,918			5,826,513			5,829,431
179	Excess (Deficiency) of Receipts/Revenues Over Disbursements/Expenditures										135,434
180											
181	40 - TRANSPORTATION FUND (TR)										
182	SUPPORT SERVICES (TR)	2000									
183	Support Services - Pupils	2100									
184	Other Support Services - Pupils <i>(Describe & Itemize)</i>	2190						309,267			309,267
185	Support Services - Business										
186	Pupil Transportation Services	2550			0			1,554,129			1,554,129
187	Other Support Services - Business <i>(Describe & Itemize)</i>	2900									0
188	Total Support Services	2000	0	0	0	0	0	1,863,396	0	0	1,863,396
189	COMMUNITY SERVICES (TR)	3000						0			0
190	PAYMENTS TO OTHER DIST & GOVT UNITS (TR)	4000									
191	Payments to Other Dist & Govt Units (In-State)	4100									
192	Payments for Regular Program	4110									0
193	Payments for Special Education Programs	4120									0
194	Payments for Adult/Continuing Education Programs	4130									0
195	Payments for CTE Programs	4140									0
196	Payments for Community College Programs	4170									0
197	Other Payments to In-State Govt Units - Programs <i>(Describe & Itemize)</i>	4190									0
198	Total Payments to Other Dist & Govt Units (In-State)	4100			0			0			0
199	Payments to Other Dist & Govt Units (Out-of-State) <i>(Describe & Itemize)</i>	4400									0
200	Total Payments to Other Dist & Govt Units	4000			0			0			0
201	DEBT SERVICE (TR)	5000									
202	Debt Service - Interest on Short-Term Debt	5100									
203	Tax Anticipation Warrants	5110									0
204	Tax Anticipation Notes	5120									0
205	Corporate Personal Prop Repl Tax Anticipation Notes	5130									0
206	State Aid Anticipation Certificates	5140									0
207	Other Interest on Short-Term Debt <i>(Describe & Itemize)</i>	5150									0
208	Total Debt Service - Interest On Short-Term Debt	5100						0			0
209	Debt Service - Interest on Long-Term Debt	5200									0
210	Debt Service - Payments of Principal on Long-Term Debt ¹⁵ <i>(Lease/Purchase Principal Retired) (Describe & Itemize)</i>	5300									0
211	Debt Service - Other <i>(Describe & Itemize)</i>	5400									0
212	Total Debt Service	5000						0			0
213	PROVISION FOR CONTINGENCIES (TR)	6000									0
214	Total Direct Disbursements/Expenditures		0	0	0	0	0	1,863,396	0	0	1,863,396
215	Excess (Deficiency) of Receipts/Revenues Over Disbursements/Expenditures										316,336
216											
217	50 - MUNICIPAL RETIREMENT/SOC SEC FUND (MR/SS)										
218	INSTRUCTION (MR/SS)	1000									
219	Regular Program	1100		331,354							331,354
220	Pre-K Programs	1125		79,063							79,063
221	Special Education Programs (Functions 1200-1220)	1200		395,184							395,184
222	Special Education Programs Pre-K	1225		36,259							36,259
223	Remedial and Supplemental Programs K-12	1250									0

1	A	B	C	D	E	F	G	H	I	J	K
2	Description: Enter Whole Numbers Only	Funct #	(100) Salaries	(200) Employee Benefits	(300) Purchased Services	(400) Supplies & Materials	(500) Capital Outlay	(600) Other Objects	(700) Non-Capitalized Equipment	(800) Termination Benefits	(900) Total
224	Remedial and Supplemental Programs Pre-K	1275									0
225	Adult/Continuing Education Programs	1300									0
226	CTE Programs	1400		11,339							11,339
227	Interscholastic Programs	1500		100,658							100,658
228	Summer School Programs	1600		330							330
229	Gifted Programs	1650		2,333							2,333
230	Driver's Education Programs	1700									0
231	Bilingual Programs	1800		40,635							40,635
232	Truant Alternative & Optional Programs	1900									0
233	Total Instruction	1000		997,155							997,155
234	SUPPORT SERVICES (MR/SS)	2000									
235	Support Services - Pupil	2100									
236	Attendance & Social Work Services	2110		32,198							32,198
237	Guidance Services	2120		63,603							63,603
238	Health Services	2130		104,982							104,982
239	Psychological Services	2140		17,407							17,407
240	Speech Pathology & Audiology Services	2150		14,341							14,341
241	Other Support Services - Pupils (Describe & Itemize)	2190		6,059							6,059
242	Total Support Services - Pupil	2100		238,590							238,590
243	Support Services - Instructional Staff	2200									
244	Improvement of Instruction Services	2210		27,353							27,353
245	Educational Media Services	2220		29,775							29,775
246	Assessment & Testing	2230		455							455
247	Total Support Services - Instructional Staff	2200		57,583							57,583
248	Support Services - General Administration	2300									
249	Board of Education Services	2310									0
250	Executive Administration Services	2320		13,731							13,731
251	Special Area Administrative Services	2330		392							392
252	Claims Paid from Self Insurance Fund	2361									0
253	Risk Management and Claims Services Payments	2365									0
254	Total Support Services - General Administration	2300		14,123							14,123
255	Support Services - School Administration	2400									
256	Office of the Principal Services	2410		159,632							159,632
257	Other Support Services - School Administration (Describe & Itemize)	2490									0
258	Total Support Services - School Administration	2400		159,632							159,632
259	Support Services - Business	2500									
260	Direction of Business Support Services	2510		2,168							2,168
261	Fiscal Services	2520		49,416							49,416
262	Facilities Acquisition & Construction Services	2530									0
263	Operation & Maintenance of Plant Service	2540		480,768							480,768
264	Pupil Transportation Services	2550									0
265	Food Services	2560		186,873							186,873
266	Internal Services	2570		9,849							9,849
267	Total Support Services - Business	2500		729,074							729,074
268	Support Services - Central	2600									
269	Direction of Central Support Services	2610									0
270	Planning, Research, Development & Evaluation Services	2620									0
271	Information Services	2630		18,452							18,452
272	Staff Services	2640		78,870							78,870
273	Data Processing Services	2660		37,377							37,377
274	Total Support Services - Central	2600		134,699							134,699
275	Other Support Services - Misc. (Describe & Itemize)	2900									0
276	Total Support Services	2000		1,333,701							1,333,701
277	COMMUNITY SERVICES (MR/SS)	3000		3,736							3,736
278	PAYMENTS TO OTHER DIST & GOVT UNITS (MR/SS)	4000									
279	Payments for Regular Programs	4110									0
280	Payments for Special Education Programs	4120									0
281	Payments for CTE Programs	4140									0

102

	A	B	C	D	E	F	G	H	I	J	K
1	Description: Enter Whole Numbers Only	Funct #	(100) Salaries	(200) Employee Benefits	(300) Purchased Services	(400) Supplies & Materials	(500) Capital Outlay	(600) Other Objects	(700) Non-Capitalized Equipment	(800) Termination Benefits	(900) Total
282	Total Payments to Other Dist & Govt Units	4000		0							0
283	DEBT SERVICE (MR/SS)	5000									
284	Debt Service - Interest on Short-Term Debt	5100									
285	Tax Anticipation Warrants	5110									0
286	Tax Anticipation Notes	5120									0
287	Corporate Personal Prop Repl Tax Anticipation Notes	5130									0
288	State Aid Anticipation Certificates	5140									0
289	Other Interest on Short-Term Debt (Describe & Itemize)	5150									0
290	Total Debt Service	5000						0			0
291	PROVISION FOR CONTINGENCIES (MR/SS)	6000									0
292	Total Direct Disbursements/Expenditures			2,334,592				0			2,334,592
293	Excess (Deficiency) of Receipts/Revenues Over Disbursements/Expenditures										1,371,300
294											
295	60 - CAPITAL PROJECTS (CP)										
296	SUPPORT SERVICES (CP)	2000									
297	Support Services - Business										
298	Facilities Acquisition & Construction Services	2530					3,000,000				3,000,000
299	Other Support Services - Business (Describe & Itemize)	2900									0
300	Total Support Services	2000	0	0	0	0	3,000,000	0	0		3,000,000
301	PAYMENTS TO OTHER DIST & GOVT UNITS (CP)	4000									
302	Payments to Other Dist & Govt Units (In-State)	4100									
303	Payments to Regular Programs	4110									0
304	Payment for Special Education Programs	4120									0
305	Payment for CTE Programs	4140									0
306	Payments to Other Govt Units - Programs (In-State) (Describe & Itemize)	4190									0
307	Total Payments to Other Districts & Govt Units	4000			0			0			0
308	PROVISION FOR CONTINGENCIES (CP)	6000									0
309	Total Direct Disbursements/Expenditures		0	0	0	0	3,000,000	0	0		3,000,000
310	Excess (Deficiency) of Receipts/Revenues Over Disbursements/Expenditures										398,307
311											
312	70 WORKING CASH FUND (WC)										
313											
314	80 - TORT FUND (TF)										
315	INSTRUCTION (TF)	1000									
316	Regular Programs	1100									0
317	Tuition Payment to Charter Schools	1115									0
318	Pre-K Programs	1125									0
319	Special Education Programs (Functions 1200 - 1220)	1200									103
320	Special Education Programs Pre-K	1225									0
321	Remedial and Supplemental Programs K-12	1250									0
322	Remedial and Supplemental Programs Pre-K	1275									0
323	Adult/Continuing Education Programs	1300									0
324	CTE Programs	1400									0
325	Interscholastic Programs	1500									0
326	Summer School Programs	1600									0
327	Gifted Programs	1650									0
328	Driver's Education Programs	1700									0
329	Bilingual Programs	1800									0
330	Truant Alternative & Optional Programs	1900									0
331	Pre-K Programs - Private Tuition	1910									0
332	Regular K-12 Programs Private Tuition	1911									0
333	Special Education Programs K-12 Private Tuition	1912									0
334	Special Education Programs Pre-K Tuition	1913									0
335	Remedial/Supplemental Programs K-12 Private Tuition	1914									0
336	Remedial/Supplemental Programs Pre-K Private Tuition	1915									0
337	Adult/Continuing Education Programs Private Tuition	1916									0
338	CTE Programs Private Tuition	1917									0

1	A	B	C	D	E	F	G	H	I	J	K
2	Description: Enter Whole Numbers Only	Funct #	(100) Salaries	(200) Employee Benefits	(300) Purchased Services	(400) Supplies & Materials	(500) Capital Outlay	(600) Other Objects	(700) Non-Capitalized Equipment	(800) Termination Benefits	(900) Total
339	Interscholastic Programs Private Tuition	1918									0
340	Summer School Programs Private Tuition	1919									0
341	Gifted Programs Private Tuition	1920									0
342	Bilingual Programs Private Tuition	1921									0
343	Truants Alternative/Opt Ed Programs Private Tuition	1922									0
344	Total Instruction¹⁴	1000	0	0	0	0	0	0	0	0	0
345	SUPPORT SERVICES (TF)	2000									
346	Support Services - Pupil	2100									
347	Attendance & Social Work Services	2110									0
348	Guidance Services	2120									0
349	Health Services	2130									0
350	Psychological Services	2140									0
351	Speech Pathology & Audiology Services	2150									0
352	Other Support Services - Pupils (Describe & Itemize)	2190									0
353	Total Support Services - Pupil	2100	0	0	0	0	0	0	0	0	0
354	Support Services - Instructional Staff	2200									
355	Improvement of Instruction Services	2210									0
356	Educational Media Services	2220									0
357	Assessment & Testing	2230									0
358	Total Support Services - Instructional Staff	2200	0	0	0	0	0	0	0	0	0
359	Support Services - General Administration	2300									
360	Board of Education Services	2310			68,015						68,015
361	Executive Administration Services	2320									0
362	Special Area Administration Services	2330									0
363	Claims Paid from Self Insurance Fund	2361									0
364	Risk Management and Claims Services Payments	2365			897,462						897,462
365	Total Support Services - General Administration	2300	0	0	965,477	0	0	0	0	0	965,477
366	Support Services - School Administration	2400									
367	Office of the Principal Services	2410									0
368	Other Support Services - School Administration (Describe & Itemize)	2490									0
369	Total Support Services - School Administration	2400	0	0	0	0	0	0	0	0	0
370	Support Services - Business	2500									
371	Direction of Business Support Services	2510									0
372	Fiscal Services	2520									0
373	Facilities Acquisition & Construction Services	2530									0
374	Operation & Maintenance of Plant Services	2540			2,468	1,733	417,000				421,201
375	Pupil Transportation Services	2550									0
376	Food Services	2560									104
377	Internal Services	2570									0
378	Total Support Services - Business	2500	0	0	2,468	1,733	417,000	0	0	0	421,201
379	Support Services - Central	2600									
380	Direction of Central Support Services	2610									0
381	Planning, Research, Development & Evaluation Services	2620									0
382	Information Services	2630									0
383	Staff Services	2640									0
384	Data Processing Services	2660									0
385	Total Support Services - Central	2600	0	0	0	0	0	0	0	0	0
386	Other Support Services - Misc. (Describe & Itemize)	2900									
387	Total Support Services	2000	0	0	967,945	1,733	417,000	0	0	0	1,386,678
388	COMMUNITY SERVICES (TF)	3000									
389	PAYMENTS TO OTHER DIST & GOVT UNITS (TF)	4000									
390	Payments to Other Dist & Govt Units (In-State)	4100									
391	Payments for Regular Programs	4110									0
392	Payments for Special Education Programs	4120									0
393	Payments for Adult/Continuing Education Programs	4130									0
394	Payments for CTE Programs	4140									0
395	Payments for Community College Programs	4170									0

1	A	B	C	D	E	F	G	H	I	J	K
2	Description: Enter Whole Numbers Only	Funct #	(100) Salaries	(200) Employee Benefits	(300) Purchased Services	(400) Supplies & Materials	(500) Capital Outlay	(600) Other Objects	(700) Non-Capitalized Equipment	(800) Termination Benefits	(900) Total
396	Other Payments to In-State Govt Units - Programs <i>(Describe & Itemize)</i>	4190									0
397	Total Payments to Other Dist & Govt Units (In-State)	4100			0			0			0
398	Payments for Regular Programs - Tuition	4210									0
399	Payments for Special Education Programs - Tuition	4220									0
400	Payments for Adult/Continuing Education Programs - Tuition	4230									0
401	Payments for CTE Programs - Tuition	4240									0
402	Payments for Community College Programs - Tuition	4270									0
403	Payments for Other Programs - Tuition	4280									0
404	Other Payments to In-State Govt Units - Tuition <i>(Describe & Itemize)</i>	4290									0
405	Total Payments to Other Dist & Govt Units - Tuition (In State)	4200						0			0
406	Payments for Regular Programs - Transfers	4310									0
407	Payments for Special Education Programs - Transfers	4320									0
408	Payments for Adult/Continuing Ed Programs - Transfers	4330									0
409	Payments for CTE Programs - Transfers	4340									0
410	Payments for Community College Program - Transfers	4370									0
411	Payments for Other Programs - Transfers	4380									0
412	Other Payments to In-State Govt Units - Transfers <i>(Describe & Itemize)</i>	4390									0
413	Total Payments to Other Dist & Govt Units-Transfers (In State)	4300			0			0			0
414	Payments to Other Dist & Govt Units (Out of State)	4400									0
415	Total Payments to Other Dist & Govt Units	4000			0			0			0
416	DEBT SERVICE (TF)	5000									
417	Debt Service - Interest on Short-Term Debt										
418	Tax Anticipation Warrants	5110									0
419	Tax Anticipation Notes	5120									0
420	Corporate Personal Property Replacement Tax Anticipation Notes	5130									0
421	State Aid Anticipation Certificates	5140									0
422	Other Interest or Short-Term Debt <i>(Describe & Itemize)</i>	5150									0
423	Debt Service - Interest on Long-Term Debt	5200									0
424	Debt Service - Payments of Principal on Long-Term Debt ¹⁵ (Lease/Purchase Principal Retired) <i>(Describe & Itemize)</i>	5300									0
425	Debt Service - Other <i>(Describe & Itemize)</i>	5400									0
426	Total Debt Service	5000			0			0			0
427	PROVISION FOR CONTINGENCIES (TF)	6000									0
428	Total Direct Disbursements/Expenditures		0	0	967,945	1,733	417,000	0	0	0	1,386,678
429	Excess (Deficiency) of Receipts/Revenues Over Disbursements/Expenditures										127,801
430											
431	90 - FIRE PREVENTION & SAFETY FUND (FP&S)										
432	SUPPORT SERVICES (FP&S)	2000									105
433	Support Services - Business	2500									
434	Facilities Acquisition & Construction Services	2530									0
435	Operation & Maintenance of Plant Service	2540									0
436	Total Support Services - Business	2500	0	0	0	0	0	0	0		0
437	Other Support Services - Misc. <i>(Describe & Itemize)</i>	2900									0
438	Total Support Services	2000	0	0	0	0	0	0	0		0
439	PAYMENTS TO OTHER DISTRICTS & GOVT UNITS (FP&S)	4000									
440	Payments to Regular Programs	4110									0
441	Payments to Special Education Programs	4120									0
442	Other Payments to In-State Govt Units - Programs <i>(Describe & Itemize)</i>	4190									0
443	Total Payments to Other Districts & Govt Units (FPS)	4000						0			0
444	DEBT SERVICE (FP&S)	5000									
445	Debt Service - Interest on Short-Term Debt	5100									
446	Tax Anticipation Warrants	5110									0
447	Other Interest on Short-Term Debt <i>(Describe & Itemize)</i>	5150									0
448	Total Debt Service - Interest on Short-Term Debt	5100						0			0
449	Debt Service - Interest on Long-Term Debt	5200									0
450	Debt Service - Payments of Principal on Long-Term Debt ¹⁵ (Lease/Purchase Principal Retired) <i>(Describe & Itemize)</i>	5300									0

	A	B	C	D	E	F	G	H	I	J	K
1	Description: Enter Whole Numbers Only	Funct #	(100) Salaries	(200) Employee Benefits	(300) Purchased Services	(400) Supplies & Materials	(500) Capital Outlay	(600) Other Objects	(700) Non-Capitalized Equipment	(800) Termination Benefits	(900) Total
451	Total Debt Service	5000						0			0
452	PROVISIONS FOR CONTINGENCIES (FP&S)	6000									0
453	Total Direct Disbursements/Expenditures		0	0	0	0	0	0	0		0
454	Excess (Deficiency) of Receipts/Revenues Over Disbursements/Expenditures										2,786

	B	C	D	E	F	G	H
1	If there is an amount in column C or column G, please describe the type of revenue or expenditure in column D or column H.						
2	Revenue Check: OK						
3	Expenditure Check: OK						
4	Revenues Acct. (EstRev tab)	Amount	Describe Revenue	Expenditures Fund-Function (EstExp tab)	Amount	Describe Expenditures	
5	1190			10-2190	\$ 77,085	playground monitors, fine arts facility, denk playground salary, fw pl	
6	1290			10-2490			
7	1614			10-2900			
8	1690			10-4190			
9	1790			10-4290			
10	1819			10-4390			
11	1829			10-4400			
12	1890			10-5150			
13	1993			20-2190			
14	1999	\$ 278,382	Scoreboard- sale of advertising, other miscellaneous, R-Milan Fo	20-2900			
15	2300			20-4190			
16	3099			20-4400			
17	3199			20-5150			
18	3299			30-4190			
19	3499			30-5150			
20	3599			30-5300	\$ 5,826,513	Payment of principal on bonds and interest- bonds	
21	3999	\$ 125,756	state library grant, after school/healthy comm	30-5400	\$ 2,918	BOND ISSUE COSTS/ESCROW CH	
22	4009			40-2190	\$ 309,267	Music transport, athletic transportation, interscholastic transport	
23	4090	\$ 630,000	EIR grant	40-2900			
24	4199			40-4190			
25	4299			40-4400			
26	4399			40-5150			
27	4499			40-5300			
28	4699			40-5400			
29	4799			50-2190	\$ 6,059	fine arts, playground employee trs and med benefits	
30	4998	\$ 2,919,806	21st CLCC ESSER, Elevating educators bilingual, cares actll, ca	50-2490			
31				50-2900			
32				50-5150			
33				60-2900			
34				60-4190			107
35				80-2190			
36				80-2490			
37				80-2900			
38				80-4190			
39				80-4290			
40				80-4390			
41				80-4400			
42				80-5150			
43				80-5300			
44				80-5400			
45				90-2900			
46				90-4190			
47				90-5150			
48				90-5300			

DEFICIT BUDGET SUMMARY INFORMATION - Operating Funds Only (School Districts Only)					
Description	EDUCATIONAL FUND (10)	OPERATIONS & MAINTENANCE FUND (20)	TRANSPORTATION FUND (40)	WORKING CASH FUND (70)	TOTAL
Direct Revenues	85,553,970	7,543,265	2,179,732	360,521	95,637,488
Direct Expenditures	85,074,411	6,846,902	1,863,396		93,784,709
Difference	479,559	696,363	316,336	360,521	1,852,779
Estimated Fund Balance - June 30, 2025	35,804,781	7,795,277	4,389,118	2,677,494	50,666,670

Balanced budget; no Deficit Reduction Plan is required.

A deficit reduction plan is required if the local board of education adopts (or amends) the 2024-2025 school district budget in which the “operating funds” listed above result in direct revenues (line 9, BudgetSum 2-4) being less than direct expenditures (line 19, BudgetSum 2-4) by an amount equal to or greater than one-third (1/3) of the ending fund balance (line 81, BudgetSum 2-4).

Note: The balance is determined using only the four funds listed above. That is, if the estimated ending fund balance is less than three times the deficit spending, the district must adopt and file with ISBE a deficit reduction plan to balance the shortfall within three years.

Per School Code (105 ILCS 5/17-1) - If the Deficit AFR Summary Information tab from the 2023-2024 Annual Financial Report (AFR) reflects a deficit as defined above, then the school district shall adopt and submit a deficit reduction plan (found here on page 23-27) to ISBE within 30 days after acceptance of the AFR.

The deficit reduction plan, if required, is developed using ISBE guidelines and format.

	A	B	C	D	E	F	G
1	*School Districts Only		DEFICIT REDUCTION PLAN ESTIMATED BUDGET FY2024-2025				
2							
3	49081041025						
4	<i>District Number</i>						
5	Rock Island SD 41						
6	<i>District Name</i>		Educational Fund	Operations & Maintenance Fund	Transportation Fund	Working Cash Fund	Total
7	ESTIMATED BEGINNING FUND BALANCE <i>(must equal prior Ending Fund Balance)</i>		35,325,222	7,098,914	4,072,782	2,316,973	48,813,891
8	RECEIPTS/REVENUES		Acct #				
9	LOCAL SOURCES		1000	32,774,263	5,738,265	1,515,113	360,521
10	FLOW-THROUGH RECEIPTS/REVENUES FROM ONE DISTRICT TO ANOTHER DISTRICT		2000	0	0	0	0
11	STATE SOURCES		3000	35,307,578	1,805,000	664,619	0
12	FEDERAL SOURCES		4000	17,472,129	0	0	0
13	Total Receipts/Revenues			85,553,970	7,543,265	2,179,732	360,521
14	DISBURSEMENTS/EXPENDITURES		Funct #				
15	INSTRUCTION		1000	54,747,607			54,747,607
16	SUPPORT SERVICES		2000	23,086,513	6,846,902	1,863,396	31,796,811
17	COMMUNITY SERVICES		3000	4,544,645	0	0	4,544,645
18	PAYMENTS TO OTHER DISTRICTS & GOVT. UNITS		4000	2,695,646	0	0	2,695,646
19	DEBT SERVICES		5000	0	0	0	0
20	PROVISION FOR CONTINGENCIES		6000	0	0	0	0
21	Total Disbursements/Expenditures			85,074,411	6,846,902	1,863,396	93,784,709
22	Excess of Receipts/Revenue Over/(Under) Disbursements/Expenditures			479,559	696,363	316,336	360,521
23	OTHER SOURCES/USES OF FUNDS						
24	OTHER SOURCES OF FUNDS (7000)			0	0	0	0
25	OTHER USES OF FUNDS (8000)			0	0	0	0
26	TOTAL OTHER SOURCES/USES OF FUNDS			0	0	0	0
27	ESTIMATED ENDING FUND BALANCE			35,804,781	7,795,277	4,389,118	2,677,494

	A	B	H	I	J	K	L
1	*School Districts Only		ESTIMATED BUDGET FY2025-2026				
2							
3	49081041025						
4	<i>District Number</i>						
5	Rock Island SD 41						
6	<i>District Name</i>		Educational Fund	Operations & Maintenance Fund	Transportation Fund	Working Cash Fund	Total
7	ESTIMATED BEGINNING FUND BALANCE <i>(must equal prior Ending Fund Balance)</i>		35,804,781	7,795,277	4,389,118	2,677,494	50,666,670
8	RECEIPTS/REVENUES		Acct #				
9	LOCAL SOURCES		1000				0
10	FLOW-THROUGH RECEIPTS/REVENUES FROM ONE DISTRICT TO ANOTHER DISTRICT		2000				0
11	STATE SOURCES		3000				0
12	FEDERAL SOURCES		4000				0
13	Total Receipts/Revenues		0	0	0	0	0
14	DISBURSEMENTS/EXPENDITURES		Funct #				
15	INSTRUCTION		1000				0
16	SUPPORT SERVICES		2000				0
17	COMMUNITY SERVICES		3000				0
18	PAYMENTS TO OTHER DISTRICTS & GOVT. UNITS		4000				0
19	DEBT SERVICES		5000				0
20	PROVISION FOR CONTINGENCIES		6000				0
21	Total Disbursements/Expenditures		0	0	0		0
22	Excess of Receipts/Revenue Over/(Under) Disbursements/Expenditures		0	0	0	0	0
23	OTHER SOURCES/USES OF FUNDS						
24	OTHER SOURCES OF FUNDS (7000)						0
25	OTHER USES OF FUNDS (8000)						0
26	TOTAL OTHER SOURCES/USES OF FUNDS		0	0	0	0	0
27	ESTIMATED ENDING FUND BALANCE		35,804,781	7,795,277	4,389,118	2,677,494	50,666,670

	A	B	M	N	O	P	Q
1	*School Districts Only		ESTIMATED BUDGET FY2026-2027				
2							
3	49081041025						
4	<i>District Number</i>						
5	Rock Island SD 41						
6	<i>District Name</i>		Educational Fund	Operations & Maintenance Fund	Transportation Fund	Working Cash Fund	Total
7	ESTIMATED BEGINNING FUND BALANCE (must equal prior Ending Fund Balance)		35,804,781	7,795,277	4,389,118	2,677,494	50,666,670
8	RECEIPTS/REVENUES		Acct #				
9	LOCAL SOURCES		1000				0
10	FLOW-THROUGH RECEIPTS/REVENUES FROM ONE DISTRICT TO ANOTHER DISTRICT		2000				0
11	STATE SOURCES		3000				0
12	FEDERAL SOURCES		4000				0
13	Total Receipts/Revenues		0	0	0	0	0
14	DISBURSEMENTS/EXPENDITURES		Funct #				
15	INSTRUCTION		1000				0
16	SUPPORT SERVICES		2000				0
17	COMMUNITY SERVICES		3000				0
18	PAYMENTS TO OTHER DISTRICTS & GOVT. UNITS		4000				0
19	DEBT SERVICES		5000				0
20	PROVISION FOR CONTINGENCIES		6000				0
21	Total Disbursements/Expenditures		0	0	0		0
22	Excess of Receipts/Revenue Over/(Under) Disbursements/Expenditures		0	0	0	0	0
23	OTHER SOURCES/USES OF FUNDS						
24	OTHER SOURCES OF FUNDS (7000)						0
25	OTHER USES OF FUNDS (8000)						0
26	TOTAL OTHER SOURCES/USES OF FUNDS		0	0	0	0	0
27	ESTIMATED ENDING FUND BALANCE		35,804,781	7,795,277	4,389,118	2,677,494	50,666,670

	A	B	R	S	T	U	V
1	*School Districts Only		ESTIMATED BUDGET FY2027-2028				
2							
3	49081041025						
4	<i>District Number</i>						
5	Rock Island SD 41						
6	<i>District Name</i>		Educational Fund	Operations & Maintenance Fund	Transportation Fund	Working Cash Fund	Total
7	ESTIMATED BEGINNING FUND BALANCE <i>(must equal prior Ending Fund Balance)</i>		35,804,781	7,795,277	4,389,118	2,677,494	50,666,670
8	RECEIPTS/REVENUES	Acct #					
9	LOCAL SOURCES	1000					0
10	FLOW-THROUGH RECEIPTS/REVENUES FROM ONE DISTRICT TO ANOTHER DISTRICT	2000					0
11	STATE SOURCES	3000					0
12	FEDERAL SOURCES	4000					0
13	Total Receipts/Revenues		0	0	0	0	0
14	DISBURSEMENTS/EXPENDITURES	Funct #					
15	INSTRUCTION	1000					0
16	SUPPORT SERVICES	2000					0
17	COMMUNITY SERVICES	3000					0
18	PAYMENTS TO OTHER DISTRICTS & GOVT. UNITS	4000					0
19	DEBT SERVICES	5000					0
20	PROVISION FOR CONTINGENCIES	6000					0
21	Total Disbursements/Expenditures		0	0	0		0
22	Excess of Receipts/Revenue Over/(Under) Disbursements/Expenditures		0	0	0	0	0
23	OTHER SOURCES/USES OF FUNDS						
24	OTHER SOURCES OF FUNDS (7000)						0
25	OTHER USES OF FUNDS (8000)						0
26	TOTAL OTHER SOURCES/USES OF FUNDS		0	0	0	0	0
27	ESTIMATED ENDING FUND BALANCE		35,804,781	7,795,277	4,389,118	2,677,494	50,666,670

	A	B	W	X	Y	Z
1	*School Districts Only		SUMMARY BUDGET ADDENDUM - DEFICIT REDUCTION PLAN ESTIMATED BUDGET Date of Adoption: <input type="text"/> <i>(Enter as MM/DD/YY)</i>			
2						
3	49081041025					
4	District Number					
5	Rock Island SD 41					
6	District Name		FY2024-2025	FY2025-2026	FY2026-2027	FY2027-2028
7	ESTIMATED BEGINNING FUND BALANCE <i>(must equal prior Ending Fund Balance)</i>		48,813,891	50,666,670	50,666,670	50,666,670
8	RECEIPTS/REVENUES		Acct #			
9	LOCAL SOURCES		1000	40,388,162	0	0
10	FLOW-THROUGH RECEIPTS/REVENUES FROM ONE DISTRICT TO ANOTHER DISTRICT		2000	0	0	0
11	STATE SOURCES		3000	37,777,197	0	0
12	FEDERAL SOURCES		4000	17,472,129	0	0
13	Total Receipts/Revenues			95,637,488	0	0
14	DISBURSEMENTS/EXPENDITURES		Funct #			
15	INSTRUCTION		1000	54,747,607	0	0
16	SUPPORT SERVICES		2000	31,796,811	0	0
17	COMMUNITY SERVICES		3000	4,544,645	0	0
18	PAYMENTS TO OTHER DISTRICTS & GOVT. UNITS		4000	2,695,646	0	0
19	DEBT SERVICES		5000	0	0	0
20	PROVISION FOR CONTINGENCIES		6000	0	0	0
21	Total Disbursements/Expenditures			93,784,709	0	0
22	Excess of Receipts/Revenue Over/(Under) Disbursements/Expenditures			1,852,779	0	0
23	OTHER SOURCES/USES OF FUNDS					
24	OTHER SOURCES OF FUNDS (7000)			0	0	0
25	OTHER USES OF FUNDS (8000)			0	0	0
26	TOTAL OTHER SOURCES/USES OF FUNDS			0	0	0
27	ESTIMATED ENDING FUND BALANCE			50,666,670	50,666,670	50,666,670

Deficit Reduction Plan-Background/Assumptions (School Districts Only)

Fiscal Year 2024-2025

through Fiscal Year 2027-2028

Rock Island SD 41 49081041025

Please complete the following schedule and include a brief description to identify any areas of the budget that will be impacted from one year to the next. If the deficit reduction plan relies upon new local revenues, identify contingencies for further budget reductions which will be enacted in the event those new revenues are not available.

1. Background and Narrative of Budget Reductions:

2. Assumptions Used in the Deficit Reduction Plan:

- EBF and Estimated New Tier Funding:

- Equal Assessed Valuation and Tax Rates:

- Employee Salaries and Benefits:

Deficit Reduction Plan-Background/Assumptions (School Districts Only)

Fiscal Year 2024-2025

through Fiscal Year 2027-2028

- Short- and Long-Term Borrowing:

- Educational Impact:

- Other Assumptions:

- Has the district considered shared services or outsourcing (Ex: Transportation, Insurance)? If yes, please explain:

Evidence-Based Funding: Fiscal Year 2025 Spending Plan

ROCK ISLAND SCHOOL DISTRICT 41

Part I: Achieving Student Growth and Making Progress Toward State Education Goals

The questions below allow you to indicate the strategic priorities and strategies that will drive your efforts to achieve student growth and make progress toward state education goals. These may involve investing in any combination of an Organizational Unit's core resources: time, money, people, and programs.

Collaboration Opportunity - Organizational Units may find that Part I is most easily and effectively completed if led by program leaders in consultation with finance leaders.

1) What are the Organizational Unit's strategic goals for student success for the 2024-25 school year? What measures will be used to evaluate progress? (No more than 2000 characters, including spaces.)

Center on overall student growth

	Top Strategy 1	Top Strategy 2	Top Strategy 3
2) Select the top three strategies that the Organizational Unit will employ to achieve student growth and make progress toward state education goals. (Select three different responses from the dropdown list.)	Improve programs, curriculum, and/or learning tools	Focus increased time and attention on special student groups	Increase the number of high-quality educators dedicated to special student groups
If "Other" was selected in question 2, please describe. (No more than 1000 characters, including spaces.)			

Part II: Planned Use of Evidence-Based Funding

The questions below provide an opportunity to document the stakeholders with whom you consulted and the data you analyzed as you determined your strategic allocations of FY 2025 EBF dollars. Key statistics related to EBF distributions are provided for your reference. Form 50-36/50-39 is typically released before current-year appropriations are known. Therefore, the figures provided are for the prior fiscal year.

Collaboration Opportunity - Organizational Units may find that questions in this section are most easily and effectively completed if led by finance leaders in consultation with program leaders.

Evidence-Based Funding Organizational Unit Results (FY 2024)	Final Resources / Adequacy Target = Percent of Adequacy	Average Student Enrollment	5,863.78	Adequacy Target	\$86,853,096
		Final Resources	\$70,217,922	Percent of Adequacy	81%
	Base Funding Minimum + Tier Funding = Gross State Contribution	Tier Assignment	2	Gross State Contribution	\$34,519,079
		FY24 Base Funding Minimum	\$33,960,355	FY 2024 Tier Funding	\$558,724
	Within FY 2024 Gross State Contribution, Resources Attributable to Specific Populations	Low-Income Students	\$8,226,037		
		English Learners (Els)	\$568,899		
		Special Education	\$2,598,541		

1) FY 2025 Tier Funding Allocation*: Enter the dollar amount of Tier Funding (e.g., NEW MONEY only) allocated to the Organizational Unit for FY 2025. Select whether the amount is estimated or actual funding.	FY 2025 Tier Funding	Funding Type (Select)	*Note: Tier Funding allocations are published annually at https://www.isbe.net/Pages/ebfdistribution.aspx . Amounts are available in early August. Districts must use actual funding amounts if they are available before submitting the budget to ISBE.
	\$3,000,000	Estimated	

		Data Source 1	Data Source 2	Data Source 3			
2)	Select the top three sources of data used to inform the Organizational Unit's planned allocation of EBF dollars. (Select three different responses.)	Attendance data (e.g., chronic absenteeism, graduation or dropout rates)	Student growth and achievement data, disaggregated by student groups	Student grades or other local academic performance data			
3)	Indicate with which groups the Organizational Unit engaged to inform its intended allocation of EBF dollars. (Select any that apply; otherwise leave blank.)	Bilingual Program Director(s)	Yes	Principals	Yes	Bilingual Parent Advisory Committee	Yes
		Special Ed. Program Director(s)	Yes	School Improvement Teams	Yes	Other Parent Group(s)	Yes
		Other Program Leaders	Yes	Teacher or Support Staff Unions	Yes	Community Focus Group(s)	Yes
		School Board Members	Yes	Other School Staff		Other	
[Optional] Provide a brief description of the Organizational Unit's process for consulting with internal and external stakeholders in determining the allocation of EBF dollars. (No more than 1000 characters, including spaces.)							
		Priority Investment 1	Priority Investment 2	Priority Investment 3			
4)	Given the data analyzed, the stakeholders consulted, and the priorities identified in Part I, indicate the top three priority investments the Organizational Unit will make with its FY 2025 Base Funding Minimum (e.g., excluding Tier Funding). Choose "Other" if investments do not match the provided list. (Select three different responses. "Other" may be selected more than once if needed.)	Core Teachers	Core Intervention Teacher	Specialist Teachers			
If "Other" was selected in question 4, please describe. (No more than 1000 characters, including spaces.)							

Cost Factor Table

The table below presents the regionally adjusted amount embedded in the Organizational Unit's FY 2024 Adequacy Target for each of the 34 cost factors in the Evidence-Based Funding model (Column F). Column G is required for all Organizational Units that receive at least \$5,000 in Tier Funding, while column H is optional. Organizational Units may choose to provide additional narrative context in Columns I-M to elaborate on the figures included in the table. ISBE has produced guidance for populating the cost factor table. The guidance includes a definition for each cost factor, along with suggestions for using Employee Information System position codes and common expenditure accounts to support a determination of expenditures. This guidance is available at <https://www.isbe.net/ebfspendingplan>.

Column G: If the Organizational Unit will receive at least \$5,000 in FY 2025 Tier Funding (as entered in Q2.1/cell G31), column G is required. Please indicate the Organizational Unit's planned expenditures in FY 2025 from Tier Funds only. Organizational Units are not expected to place a value in each cell. Rather, the table allows for the communication of priority investments with new state resources for the current fiscal year. During years in which there is no new Tier Funding, column G will not be required. During years in which Tier Funding is available, the amount of new Tier Funding entered in Q2.1/cell G31 above must equal the sum in cell G90 below. If some or all Tier Funding is invested outside of the cost factors, enter a dollar amount in cell G89 and provide additional context in the space for a narrative beginning in row 93.

Column H: Optionally, Organizational Units may populate column H with total planned expenditures in FY 2025 for each cost factor from all revenue sources (e.g., not just from EBF). By comparing the figures in column F to the figures entered in column H, the Organizational Unit may engage local stakeholders in productive dialogue about resource allocation decisions.

Cost Factors	Amount in FY 2024 Adjusted Adequacy Target	Budgeted FY 2025 Investments with New Tier Funding [Required]	Budgeted FY 2025 Expenditures (All Resources) [Optional]	Optional District Narratives	
Core Investments	Core Teachers	\$18,976,102	\$500,000	\$18,000,000	Enter optional context for core investment decisions.
	Specialist Teachers	\$4,561,628		\$4,500,000	
	Instructional Facilitator	\$1,920,855		\$2,000,000	
	Core Intervention Teacher	\$783,586	\$100,000	\$800,000	
	Substitute Teachers	\$705,198		\$750,000	
	Guidance Counselor	\$1,323,888		\$1,300,000	
	Nurse	\$429,364		\$430,000	
	Supervisory Aide	\$722,026	\$50,000	\$700,000	
	Librarian	\$873,196		\$800,000	
	Librarian Aide	\$522,339		\$530,000	
	Principal	\$1,295,414	\$100,000	\$2,500,000	
	Assistant Principal	\$1,115,354	\$50,000	\$1,200,000	
	School Site Staff	\$866,397	\$750,000	\$900,000	
	Subtotal	\$34,095,348	\$1,550,000	\$34,410,000	

Per Student Investments	Gifted	\$522,948		\$500,000	<i>Enter optional context for per student investment decisions.</i>
	Professional Development	\$732,973		\$800,000	
	Instructional Materials	\$1,905,729		\$2,000,000	
	Assessments	\$199,369		\$220,000	
	Computer & Tech Equipment	\$3,348,218		\$3,450,000	
	Student Activities	\$2,177,939		\$2,200,000	
	Maintenance & Operations	\$7,980,605		\$6,400,000	
	Central Office	\$5,494,362		\$5,300,000	
	Employee Benefits	\$17,341,843	\$1,000,000	\$17,500,000	
	Subtotal*	\$39,145,823	\$1,000,000	\$38,370,000	
Additional Investments	Low-Income Intervention Teacher	\$1,765,299		\$1,800,000	<i>Enter optional context for additional investment decisions.</i>
	Low-Income Pupil Support Staff	\$1,765,299		\$1,800,000	
	Low-Income Extended Day Teacher	\$1,838,551		\$1,750,000	
	Low-Income Summer School Teacher	\$1,838,551		\$1,800,000	
	EL Intervention Teacher	\$397,935		\$400,000	
	EL Pupil Support Staff	\$397,935		\$400,000	
	EL Extended Day Teacher	\$414,433		\$410,000	
	EL Summer School Teacher	\$414,433		\$410,000	
	EL Core Teacher	\$497,583		\$500,000	
	Sp Ed Teacher	\$2,743,968	\$450,000	\$3,000,000	
	Sp Ed Instructional Assistant	\$1,111,508		\$1,200,000	
	Sp Ed Psychologist	\$426,429		\$400,000	
	Subtotal	\$13,611,925	\$450,000	\$13,870,000	
Other Investments					
Total**	\$86,853,096	\$3,000,000	\$86,650,000	Tier Funding Check (Cell G90) Complete, G90=G31	
<p>*The subtotal for Per Student Investments is a calculated figure that adjusts salary portions of Central Office and Maintenance & Operations to account for regional salary differences. As a result, the sum of each individual cost factor will not equal the subtotal.</p> <p>**The total is the Final Adequacy Target (adjusted for Regionalization Factor) calculated in the Full FY 2024 EBF Calculation file. Due to differences in rounding, this figure may vary slightly from the sum of the subtotals in this table.</p>					

If some or all Tier Funding was invested outside of the cost factors, please describe. (No more than 1000 characters, including spaces.)

Part III: Support for Special Student Groups

EBF statute sets aside specific allocations to be spent for special education, English learners, and low-income students. Per statute these designated funds must be spent on programs and services benefiting these specific student groups. Funds for English learners and low-income students must be spent in addition to, and not in lieu of, funding that supports general programs of instruction for all students. Funds attributable to special education must be used for the provision of special education facilities and services as outlined in ILCS 14-1.08. Current-year EBF amounts attributable to each of the special student groups must be reported in cells G100-G102 below. If the Organizational Unit received at least \$5,000 for any of the student groups, a response to the questions below is required. For amounts less than \$5,000, a response is optional. All other EBF funds may be spent in any manner deemed appropriate by the school district.

Collaboration Opportunity - Organizational Units may find that questions in this section are most easily and effectively completed through collaboration between program leaders affiliated with each student group and finance leaders.

1)	FY 2025 Student Population Allocations*: Enter the dollar amount of resources attributable to Specific Populations within the FY25 Gross State Contribution. Enter "0" if no funds are allocated for a student group. Select whether amounts are estimated or actual.	Low-Income Students	Enter Amounts	Select type	<i>*Note: Allocations for each of the three student groups are published annually at isbe.net/ebfdist under "Reports." Amounts are typically available by September 1. Districts must use actual funding amounts if they are available before submitting the budget to ISBE.</i>
			\$8,000,000	Estimated	
		English Learners	\$1,500,000	Estimated	
		Special Education	\$4,000,000	Estimated	

2)	Organizational Unit investment of EBF dollars for low-income students: Select the investments that apply. (Optionally, dollar amounts for each investment may be entered.) Response Required	Low-Income Intervention Teacher	Yes	Low-Income Extended Day Teacher	Yes	Other Investments	
		[Optional - Enter \$]		[Optional - Enter \$]		[Optional - Enter \$]	
		Low-Income Pupil Support Staff	Yes	Low-Income Summer School Teacher	Yes		
		[Optional - Enter \$]		[Optional - Enter \$]			
Additional context for the Organizational Unit's planned use of dollars attributable to low-income students in FY 2025. (Required if "Other Investments" selected above. No more than 500 characters, including spaces.)							

3)	Organizational Unit investment of EBF dollars for English learners: Select the investments that apply. (Optionally, dollar amounts for each investment may be entered.) Response Required	English Learner Intervention Teacher	Yes	English Learner Extended Day Teacher	Yes	English Learner Core Teacher	Yes
		[Optional - Enter \$]		[Optional - Enter \$]		[Optional - Enter \$]	
		English Learner Pupil Support Staff	Yes	English Learner Summer School Teacher		Other Investments	
		[Optional - Enter \$]		[Optional - Enter \$]		[Optional - Enter \$]	
Additional context for the Organizational Unit's planned use of dollars attributable to English learners in FY 2025. (Required if "Other Investments" selected above. No more than 500 characters, including spaces.)							

4)	Organizational Units investment of EBF dollars for Special Education: Select the investments that apply. (Optionally, dollar amounts for each investment may be entered.) Response Required	Special Education Teacher	Yes	Special Education Psychologist	Yes		
		[Optional - Enter \$]		[Optional - Enter \$]			
		Special Education Instructional Assistant	Yes	Other Investments			
		[Optional - Enter \$]		[Optional - Enter \$]			
Additional context for the Organizational Unit's planned use of dollars attributable to Special Education students in FY 2025. (Required if "Other Investments" selected above. No more than 500 characters, including spaces.)							

Plan Assurances

Please complete the assurances below related to Article 14C of the Illinois School Code, which stipulates allowable expenditures for English learners. Organizational Units should maintain supporting documentation (e.g., sign-in sheets, meeting agendas) to affirm the veracity of the below assurances. Note that a separate collection of the Bilingual Service Plan takes place before each school year and must be separately reviewed by the Bilingual Parent Advisory Committee (BPAC). Responses in this plan should be aligned with information contained in the Bilingual Service Plan. Responses in this section are only required if an Organizational Unit receives any amount of EBF dollars attributable to English learners.

Collaboration Opportunity - Organizational Units may find that the plan assurances are most easily and effectively completed if led by program leaders.

1). "I hereby affirm that at least 60% of the school district's state funds attributable to English learners will be used for instructional costs of programs and services for English learners (function 1000), in accordance with Article 14C of the Illinois School Code. The remaining balance of state funds attributable to English learners will also be used to serve English learners."

Required

2). "My school district has at least one attendance center with 20 or more English learners (including parental refusals) who speak the same home language other than English in grades K-12. Alternatively and/or additionally, my school district has at least one attendance center with 20 or more English learners (including parent refusals) who speak the same home language other than English in pre-K."

Required

3). "I hereby affirm that the school district's BPAC will review this EBF Spending Plan by or before October 31, 2024."

Required

4). Enter the anticipated date on which the BPAC review will take place and the name of the BPAC chair for SY 2024-25.

Required	BPAC Meeting (MM/DD/YYYY)	9/19/2024
	Name of Chair	LaShanta Williams

Spending Plan Completion Tracker		
Use the information below to confirm completion of all required questions. Note that the "status" column adjusts to responses, so the tracker is most helpful to consult after you have completed the spending plan.		
Question	Status	Acceptance Criteria
Part 1, Q1	Complete	Character length of response must be >10 and <=2000, including spaces.
Part 1, Q2	Complete	A different response must be selected in G11, I11, and L11; cells cannot be blank.
Part 1, Q2 (Narrative)	Complete	Response required only if "Other" selected in G11, I11, or L11; character length of response must be >10 and <=1000, including spaces.
Part 2, Q1	Complete	A numeric value must be entered in cell G31 (estimated or actual Tier Funding, or 0 if appropriations did not include Tier Funding). A type must be selected in cell H31.
Part 2, Q2	Complete	A different response must be selected in G35, I35, and L35; cells cannot be blank.
Part 2, Q3	Complete	At least one response must be selected.
Part 2, Q4	Complete	Cells G43, I43, and L43 cannot be blank. "Other" may be selected more than once, but other responses may not be repeated.
Part 2, Q4 (Narrative)	Complete	Response required only if "Other" selected in G43, I43, or L43; character length of response must be >10 and <=1000, including spaces.
Part 2, Q5 (Cell G90)	Complete	Cell G90 must be equal to the value in cell G31.
Part 2, Q5 (Narrative)	Complete	Response required only if a value was entered in cell G89; character length of response must be >10 and <=1000, including spaces.
Part 3, Q1 Low-Income Funds	Complete	A numeric value must be entered. A type must be selected in cell H100.
Part 3, Q1 English Learner Funds	Complete	A numeric value must be entered, which may be "0" if the organizational unit received no funding for the specified student group. A type must be selected in cell H101.
Part 3, Q1 Spec. Ed. Funds	Complete	A numeric value must be entered. A type must be selected in cell H102.
Part 3, Q2	Complete	At least one response must be selected.
Part 3, Q2 (Narrative)	Complete	Response required only if "Other Investments" was selected in the previous question; character length of response must be >10 and <=500, including spaces.
Part 3, Q3	Complete	At least one response must be selected.
Part 3, Q3 (Narrative)	Complete	Response required only if "Other Investments" was selected in the previous question; character length of response must be >10 and <=500, including spaces.
Part 3, Q4	Complete	At least one response must be selected.
Part 3, Q4 (Narrative)	Complete	Response required only if "Other Investments" was selected in the previous question; character length of response must be >10 and <=500, including spaces.
Assurances 1	Complete	Response required if the value entered in cell G101>0.
Assurances 2	Complete	Response required if the value entered in cell G101>0.
Assurances 3	Complete	Response required if "Yes" selected in cell E133.
Assurances 4 (Meeting Date)	Complete	Response required if "Yes" selected in cell E133; enter date in MM/DD/YYYY format.
Assurances 4 (Name of Chair)	Complete	Response required if "Yes" selected in cell E133.

ESTIMATED LIMITATION OF ADMINISTRATIVE COSTS (School Districts Only)

(For Local Use Only)

This is an estimated Limitation of Administrative Costs Worksheet only and will not be accepted for Official Submission of the Limitation of Administrative Costs Worksheet.

The worksheet is intended for use during the budgeting process to estimate the district's percent increase of FY2025 budgeted expenditures over actual FY2024 expenditures. Budget information is copied to this page. Insert the prior year estimated actual expenditures to compute the estimated percentage increase (decrease).

The official Limitation of Administrative Costs Worksheet is attached to the end of the Annual Financial Report (ISBE Form 50-35) and may be submitted in conjunction with that report.

An official Limitation of Administrative Costs Worksheet can also be found on the ISBE website at: [Limitation of Administrative Costs](#)

ESTIMATED LIMITATION OF ADMINISTRATIVE COSTS WORKSHEET

(Section 17-1.5 of the School Code)

School District Name: **Rock Island SD 41**

RCDT Number: **49081041025**

		Estimated Actual Expenditures, Fiscal Year 2024				Budgeted Expenditures, Fiscal Year 2025			
		(10)	(20)	(80)		(10)	(20)	(80)	
Description	Funct. No.	Educational Fund	Operations & Maintenance Fund	Tort Fund	Total	Educational Fund	Operations & Maintenance Fund	Tort Fund	Total
1. Executive Administration Services	2320	372,355		0	372,355	394,575		0	394,575
2. Special Area Administration Services	2330	125,830		0	125,830	136,079		0	136,079
3. Other Support Services - School Administration	2490	0		0	0	0		0	0
4. Direction of Business Support Services	2510	185,988	0	0	185,988	182,434	0	0	182,434
5. Internal Services	2570	9,255		0	9,255	10,427		0	10,427
6. Direction of Central Support Services	2610	0		0	0	0		0	0
7. Deduct - Early Retirement or other pension obligations required by state law and included above.					0				0
8. Totals		693,428	0	0	693,428	723,515	0	0	723,515
9. Estimated Percent Increase (Decrease) for FY2025 (Budgeted) over (Actual) FY 2024									4%

Reference Description

- 1 Each fund balance should correspond to the fund balance reflected on the books as of June 30th - Balance Sheet Accounts #720 and #730 (audit figures, if available).
- 2 Accounting and Financial Reporting for Certain Grants and Other Financial Assistance. The "On-Behalf" Payments should only be reflected on this page (Budget Summary, Lines 10 and 20).
- 3 Requires the secretary of the school board to notify the county clerk (within 30 days of the transfer approval) to abate an equal amount of taxes to be next extended. See Sec. 10-22.14 & 17-2.11.
- 3^a Requires notification to the county clerk to abate an equal amount from taxes next extended. See section 10-22.14
- 4 Principal on Bonds Sold:
 - (1) Funding Bonds are to be entered in the fund or funds in which the liability occurs.
 - (2) Refunding Bonds can be entered in the Debt Services Fund only.
 - (3) Building Bonds can be entered in the Capital Projects Fund only.
 - (4) Fire Prevention and Safety Bonds can be entered in the Fire Prevention & Safety Fund only.
- 5

The proceeds from the sale of school sites, buildings, or other real estate shall be used first to pay the principal and interest on any outstanding bonds on the property being sold, and after all such bonds have been retired, the remaining proceeds from the sale next shall be used by the school board to meet any urgent district needs as determined under Sections 2-3.12 and 17-2.11 of the School Code. Once these issues have been addressed, any remaining proceeds may be used for any other authorized purpose and for deposit into any district fund.
- 6 The School Code, Section 10-22.44 prohibits the transfer of interest earned on the investment of "any funds for purposes of Illinois Municipal Retirement under the Pension Code." This prohibition does not include funds for Social Security and Medicare-only purposes. For additional requirements on interest earnings, see 23 Illinois Administrative Code, Part 100, Section 100.50.
- 7 Cash plus investments must be greater than or equal to zero.
- 8

For cash basis budgets, this total will equal the Budget Summary - Total Direct Receipts/Revenues (Line 9) plus Total Other Sources of Funds (Line 46).
- 9

For cash basis budgets, this total will equal the Budget Summary - Total Direct Disbursements/Expenditures (Line 19) plus Total Other Uses of Funds (Line 79).
- 10

Working Cash Fund loans may be made to any district fund for which taxes are levied (Section 20-5 of the School Code).
- 11

Include revenue accounts 1110 through 1115, 1117,1118 & 1120.
- 12

The School Code Section 17-2.2c. Tax for leasing educational facilities or computer technology or both, and for temporary relocation expense purposes.
- 13

Corporate personal property replacement tax revenue must be first applied to the Municipal Retirement/Social Security Fund to replace tax revenue lost due to the abolition of the corporate personal property tax (30 ILCS 115/12). This provision does not apply to taxes levied for Medicare-Only purposes.
- 14

Only tuition payments made to private facilities. See Functions 4200 or 4400 for estimated public facility disbursements/expenditures.
- 15

Payment towards the retirement of lease/purchase agreements or bonded/other indebtedness (principal only) otherwise reported within the fund - e.g.: alternate revenue bonds. (Describe & Itemize)
- 16

Only abolishment of Working Cash Fund must transfer its funds directly to the Educational Fund upon adoption of a resolution and at the close of the current school Year (see 105 ILCS 5/20-8 for further explanation)

Only abatement of working cash fund can transfer its funds to any fund in most need of money (see 105 ILCS 5/20-10 for further explanation)

CHECK FOR ERRORS

This worksheet checks various cells to assure that selected items are in balance.

Please fix errors below before submitting to ISBE.

Budget Item References	Message
1. Deficit Reduction Plan (DefReductPlan 23-27 tab)	
Is Deficit Reduction Plan Required? (Joint Agreements do not complete Deficit Reduction Plan.)	Deficit Reduction Plan is not required
If required, is Deficit Reduction Plan completed? (DefReductPlan 23-27 tab)	
2. Cover Page (Cover tab)	
District Name must be selected from drop-down. (Cell H13)	OK
Accounting Basis must be selected on Cover sheet.	OK
Dates (Day, Month, Year) must be input on Cover sheet.	OK
Board Names must be typed on Cover sheet.	ERROR - TYPE BOARD NAMES
3. Budget Summary: Other Sources (BudgetSum 2-4 tab - Acct 7000) must equal Other Uses (BudgetSum 2-4 tab - Acct 8000).	
Estimated Beginning Fund Balance July, 1 2023 for all Funds (Cells C3 - K3) (Line must have a number or zero. Do not leave blank.)	OK
Estimated Activity Fund Beginning Fund Balance July, 1 2023 (Cell C83) (Cell must have a number or zero. Do not leave blank.)	OK
Transfer Among Funds (Funds 10, 20, 40 - Acct 7130 - Cells C29, D29, F29), must equal (Funds 10, 20 & 40 - Acct 8130 - Cells C52, D52, F52).	OK
Transfer of Interest (Funds 10 thru 90 - Acct 7140 - Cells C30:K30), must equal (Funds 10 thru 60, & 80 - Acct 8140 - Cells C53:H53, J53).	OK
Transfer to Debt Service to Pay Principal on GASB 87 Leases (Fund 30 - Acct 7400 - Cell E39) must equal (Funds 10, 20 & 60 - Acct 8400 Cells C57:H60).	OK
Transfer to Debt Service to Pay Interest on GASB 87 Leases (Fund 30 - Acct 7500 - Cell E40) must equal (Funds 10, 20 & 60 - Acct 8500 - Cells C61:H64).	OK
Transfer to Debt Service Fund to Pay Principal on Revenue Bonds (Fund 30 - Acct 7600 - Cell E41) must equal (Funds 10 & 20 - Acct 8600 - Cells C65:D68).	OK
Transfer to Debt Service to Pay Interest on Revenue Bonds (Fund 30 - Acct 7700 - Cell E42) must equal (Funds 10 & 20 - Acct 8700 - Cells C69:D72).	OK
Transfer to Capital Projects Fund (Fund 60 - Acct 7800 - Cell H43) must equal (Fund 10 & 20, Acct 8800 - Cells C73:D76).	OK
4. Summary of Cash Transactions: Beginning Cash Balance on Hand July 1, 2023 (CashSum 5 tab, All Funds) cannot be negative.	
Educational (Fund 10 - Cell C3)	OK
Operations & Maintenance (Fund 20 - Cell D3)	OK
Debt Service (Fund 30 - Cell E3)	OK
Transportation (Fund 40 - Cell F3)	OK
Municipal Retirement/Social Security (Fund 50 - Cell G3)	OK
Capital Projects (Fund 60 - Cell H3)	OK
Working Cash (Fund 70 - Cell I3)	OK
Tort (Fund 80 - Cell J3)	OK
Fire Prevention & Safety (Fund 90 - Cell K3)	OK
Activity Funds (Cell C23)	OK
5. Summary of Cash Transactions: Ending Cash Balance on Hand June 30, 2024 (CashSum 5 tab - All Funds) cannot be negative.	
Educational (Fund 10 - Cell C21)	OK
Operations & Maintenance (Fund 20 - Cell D21)	OK
Debt Service (Fund 30 - Cell E21)	OK
Transportation (Fund 40 - Cell F21)	OK
Municipal Retirement/Social Security (Fund 50 - Cell G21)	OK
Capital Projects (Fund 60 - Cell H21)	OK
Working Cash (Fund 70 - Cell I21)	OK
Tort (Fund 80 - Cell J21)	OK
Fire Prevention & Safety (Fund 90 - Cell K21)	OK
6. Summary of Cash Transactions: Other Receipts (CashSum 5 tab) must equal Other Disbursements (CashSum 5 tab).	
Interfund Loans Payable (Funds 10:60, 80, 90 - Acct 411 - Cells C6:H6, J6:K6) must equal Interfund Loans Receivable (Funds 10:20, 40, 70 - Acct 141 - Cells C15:D15, F15, I15).	OK
Interfund Loans Receivable (Funds 10, 20, 40, 70 - Acct 141 - Cells C7:D7, F7, I7) must equal Interfund Loans Payable (Funds 10:60, 80, 90 - Acct 411 - Cells C16:H16, J16, K16).	OK
7. Estimated Revenue (EstRev 6-11 tab)	
Amounts must be input for revenue.	OK
8. Estimated Expenditures (EstExp 12-20 tab)	
Amounts must be input for expenditures.	OK
9. Itemization Notes: Revenues/Expenditures reported that require note on Itemize 21 tab.	
Include brief note(s) describing revenue source.	OK
Include brief note(s) describing expenditure use.	OK
10. EBF Spending Plan	
All required questions have been answered.	OK

End of Balancing

Rock Island/Milan School District #41

IMRF Salary > \$75,000 Compensation Report

2023-24 School Year

Rock Island/Milan School District #41											
IMRF Salary > \$75,000 Compensation Report											
2023-24 School Year											
Last Name	First Name	23-24 Position Title	Contract Length (Months)	Base Salary	Bonus	Retirement Contributions	Health Insurance	Life Insurance	Sick and Vacation Day Pay Outs	Annuities	Other Income/Compensations
Anderson	Timothy	Custodian	12	\$ 56,444.00	N/A	\$ 10,939.94	\$ 7,657.56	0	0	N/A	\$515.36
Andrus	Jennifer	HR Coordinator	12	\$ 81,019.99	N/A	\$ 15,263.30	\$ 17,654.76	0	0	N/A	0
Bevans	Troy	Information Technology Director	12	\$ 129,742.76	N/A	\$ 23,521.06	\$ 7,657.56	0	0	N/A	0
Broemmer	Brad	Custodian	12	\$ 52,181.00	N/A	\$ 9,951.82	\$ 13,091.16	0	0	N/A	\$507.91
Brown	Jamie	Truck Driver	12	\$ 57,715.00	N/A	\$ 11,775.00	\$ 7,657.56	0	0	N/A	3642.19
Burrage	Kevin	Custodian	12	\$ 56,444.00	N/A	\$ 11,058.81	\$ 7,657.56	0	0	N/A	\$1,110.16
Butler	Charles	HD Security/Home Liaison	12	\$ 71,102.85	N/A	\$ 13,763.85	\$ -	0	0	N/A	0
Castaneda	Teodora	Custodian	12	\$ 52,597.00	N/A	\$ 10,089.93	\$ 11,769.84	0	0	N/A	\$738.00
Conaway	Jeremy	Systems Administrator	12	\$ 66,472.72	N/A	\$ 12,931.08	\$ -	0	0	N/A	0 125
Cooksey	Rachael	Custodian	12	\$ 53,109.00	N/A	\$ 10,056.77	\$ 17,654.76	0	0	N/A	\$1,065.03
Crowder	Susan	Secretary/ HS Princ	12	\$ 58,762.00	N/A	\$ 11,312.99	\$ 7,657.56	0	0	N/A	0
Demeyer	Robert	Supv Bldg Ops.	12	\$ 64,302.99	N/A	\$ 13,698.60	\$ 17,654.76	0	0	N/A	8723.52
Derry	Tim	Maintenance	12	\$ 59,133.00	N/A	\$ 12,042.12	\$ 7,657.56	0	0	N/A	3419.76
Emendorfer	Michael	Athletic Director	12	\$ 120,927.00	N/A	\$ 23,137.34	\$ -	0	0	N/A	0
Ford	Steven	Maintenance	12	\$ 59,133.00	N/A	\$ 11,763.60	\$ 4,413.69	0	0	N/A	1876.38
France-Silas	Joanne	Secretary/Purchasing	12	\$ 60,981.00	N/A	\$ 12,255.72	\$ 7,657.56	0	0	N/A	\$2,971.59
Gallardo	Mary	Secretary/Accts Pay	12	\$ 55,674.00	N/A	\$ 10,357.60	\$ 17,654.76	0	0	N/A	180.7

Goldsberry	Tracy	Custodian	12	\$ 51,524.00	N/A	\$ 10,574.52	\$ 13,091.16	0	0	N/A	\$4,628.26
Hall	Laura	IT Specialist	12	\$ 66,369.85	N/A	\$ 12,541.56	\$ 17,654.76	0	0	N/A	0
Hoffman	Kyle	Athletic Mgr/Trainer	12	\$ 62,706.15	N/A	\$ 11,970.38	\$ 8,727.44	0	0	N/A	0
Hoskins	Jeffrey	Data/Technology Specialist	12	\$ 83,401.30	N/A	\$ 16,031.38	\$ -	0	0	N/A	0
Hume	Dewinn	Bldg Ops Mgr	12	\$ 63,590.73	N/A	\$ 13,903.68	\$ 9,818.37	0	27	N/A	\$8,942.40
Lloyd	Melanie	District Database Administrator	12	\$ 74,521.76	N/A	\$ 14,121.76	\$ 15,556.84	0	0	N/A	0
Lobdell	Sharon	Custodian	12	\$ 52,181.00	N/A	\$ 10,374.10	\$ 13,091.16	0	0	N/A	\$3,194.75
MacKenna	Elizabeth	Director/Food Service	12	\$ 73,914.38	N/A	\$ 13,941.54	\$ 17,654.76	0	0	N/A	0
Martinez	Daniel	Custodian	12	\$ 51,223.00	N/A	\$ 11,050.44	\$ 10,759.80	0	0	N/A	\$7,104.87
McVay	Jennifer	Human Resources Assistant	12	\$ 53,806.85	N/A	\$ 9,921.77	\$ 17,654.76	0	0	N/A	0
Moreno	Annette	Title I Translator Coord	12	\$ 68,473.10	N/A	\$ 13,175.64	\$ 7,657.56	0	0	N/A	0
Moritz	Jeffrey	Custodian	12	\$ 51,795.93	N/A	\$ 10,847.94	\$ 7,657.56	0	0	N/A	4810.44
Nahrgang	Keri	Secretary/Bookstore	12	\$ 58,762.00	N/A	\$ 10,822.90	\$ 13,091.16	0	0	N/A	0
Panicucci	Jenna	Web Content Spec	12	\$ 48,143.40	N/A	\$ 14,593.58	\$ 17,654.76	0	0	N/A	29320.72
Parsons	Joseph	Custodian	12	\$ 51,524.00	N/A	\$ 10,093.86	\$ 13,091.16	0	0	N/A	\$2,404.32
Pemberton	Damien	Custodian	12	\$ 56,444.00	N/A	\$ 10,957.25	\$ 17,654.76	0	0	N/A	\$2,523.18
Quick	Steve	Custodian	12	\$ 56,444.00	N/A	\$ 11,482.23	\$ 7,657.56	0	0	N/A	\$4,254.17
Risden-Rice	Paulette	Grants, Assessments, Accountability Spec	12	\$ 66,389.90	N/A	\$ 12,910.32	\$ -	0	0	N/A	\$0.00
Sadler	Jerry	Custodian	12	\$ 56,444.00	N/A	\$ 12,177.68	\$ 7,657.56	0	0	N/A	\$6,788.41
Salais	Robert	Custodian	12	\$ 56,444.00	N/A	\$ 10,945.98	\$ 7,657.56	0	0	N/A	\$600.00
Shivers	Deborah	HR Business Partner	10	\$ 67,662.21	N/A	\$ 13,199.76	\$ -	0	0	N/A	0
Shivers	Michael	Custodian	12	\$ 55,995.04	N/A	\$ 11,312.19	\$ 13,091.16	0	0	N/A	\$3,949.37

Shoff	Anthony	Custodian	12	\$ 51,852.00	N/A	\$ 9,610.53	\$ 17,654.76	0	0	N/A	0
Studer	Linda	Custodian	12	\$ 56,444.00	N/A	\$ 10,750.88	\$ 13,091.16	0	0	N/A	\$641.15
Walthall	Jennifer	Supv. Accounting	12	\$ 74,315.18	N/A	\$ 15,460.30	\$ -	0	0	N/A	\$4,979.28
Wendland	Jennifer	Secretary / Athletics	12	\$ 58,762.00	N/A	\$ 12,070.65	\$ 2,181.86	0	0	N/A	\$3,409.09
Whan	Michael	Head Custodian	12	\$ 63,177.00	N/A	\$ 7,313.92	\$ 17,654.76	0	0	N/A	0
Wolf	Dawn	Sr Payroll Specialist	12	\$ 70,937.64	N/A	\$ 13,565.04	\$ 10,374.36	0	0	N/A	0
Wyers	Tracy	Secretary/Operations	12	\$ 57,073.00	N/A	\$ 11,030.40	\$ 17,654.76	0	0	N/A	\$1,556.04
Public Act 97-0609 - Salary compensation report: Within 6 business days after an employer participating in the Illinois Municipal Retirement fund approves a budget, that employer must post on its website the total compensation package for each employee having a total compensation package that exceeds \$75,000 per year.											

EIS Administrator and Teacher Salary and Benefits Report - School Year 2024

9/17/2024 11:30 am

Rock Island SD 41 2000 7th Avenue, Rock Island, IL 61201 490810410250000

Selection Criteria: (Employer) Employees = All

Name	Position	Base Salary	FTE	Vacation Days	Sick Days	Bonuses	Annuities	Retirement Enhancements	Other Benefits
ADAMSON, LESLIE KRISTINE	200-Teacher	\$77,941.00	1.00	0	15	\$0.00	\$0.00	\$7,708.56	\$428.16
AGUILAR, ELIANA AMARILYS	200-Teacher	\$47,078.00	1.00	0	15	\$0.00	\$0.00	\$4,656.00	\$258.72
AIMONE, DAWN C	250-Special Education Teacher	\$81,886.00	1.00	0	15	\$0.00	\$0.00	\$8,098.56	\$450.00
ALDEMAN, CRYSTAL M	203-English as a Second Language Teacher	\$64,106.00	1.00	0	15	\$0.00	\$0.00	\$6,340.08	\$352.32
ALEXANDER, ALANNAH GOLDEN	250-Special Education Teacher	\$70,598.00	1.00	0	15	\$0.00	\$0.00	\$6,982.32	\$387.84
ALEXANDER, CLAUDE STEVEN	200-Teacher	\$55,603.00	1.00	0	15	\$0.00	\$0.00	\$5,499.12	\$305.52
ALLEN, KRISTIN A	107-General Administrator or General Supervisor	\$143,553.00	1.00	25	15	\$0.00	\$0.00	\$14,197.56	\$788.64
ALLISON, BAILEY ROSE	200-Teacher	\$49,269.00	1.00	0	15	\$0.00	\$0.00	\$4,872.72	\$270.72
ALLISON, CHRISTOPHER R	200-Teacher	\$93,475.00	1.00	0	15	\$0.00	\$0.00	\$9,244.80	\$513.60
ALLISON, CRAIG R	200-Teacher	\$114,437.47	1.00	0	15	\$0.00	\$0.00	\$11,318.02	\$628.87
ALLISON, TYLER J	200-Teacher	\$76,040.00	1.00	0	15	\$0.00	\$0.00	\$7,520.40	\$417.84
ALONGI, JENNIFER AIMEE	103-Principal	\$125,466.00	1.00	0	15	\$0.00	\$0.00	\$12,408.72	\$689.29
ANDEDO, LORELEI ROCHELLE	107-General Administrator or General Supervisor	\$114,775.00	1.00	0	15	\$0.00	\$0.00	\$11,351.28	\$630.72
ANDERSON, AMANDA M	200-Teacher	\$87,311.00	1.00	0	15	\$0.00	\$0.00	\$8,635.20	\$479.76
ANDERSON, LINDA D	200-Teacher	\$100,679.00	1.00	0	15	\$0.00	\$0.00	\$9,957.36	\$553.20
ANDERSON, LINDSAY ERIN	200-Teacher	\$96,936.00	1.00	0	15	\$0.00	\$0.00	\$9,587.04	\$532.56
ANDERSON, LORI J	200-Teacher	\$103,780.00	1.00	0	15	\$0.00	\$0.00	\$10,264.00	\$570.24
ANDRUS, SARAH A	200-Teacher	\$96,936.00	1.00	0	15	\$0.00	\$0.00	\$9,587.04	\$532.56
ANSEMI, JENNIFER A	250-Special Education Teacher	\$97,578.00	1.00	0	15	\$0.00	\$0.00	\$9,650.64	\$536.16
ARKEBAUER, CYNTHIA D	200-Teacher	\$103,780.00	1.00	0	15	\$0.00	\$0.00	\$10,264.00	\$570.24
ARNOLD, BRIN H	200-Teacher	\$100,679.00	1.00	0	15	\$0.00	\$0.00	\$9,957.36	\$553.20
ARNOLD, JULIE ANN	200-Teacher	\$103,456.27	1.00	0	15	\$0.00	\$0.00	\$10,231.92	\$568.38
ATKINSJACOBS, MIKA R	250-Special Education Teacher	\$55,801.00	1.00	0	15	\$0.00	\$0.00	\$5,518.80	\$306.48
ATTEBERY, CASSEY LEE	200-Teacher	\$85,348.00	1.00	0	15	\$0.00	\$0.00	\$8,441.04	\$468.96
AXUP, ARLENE G	200-Teacher	\$103,780.00	1.00	0	15	\$0.00	\$0.00	\$10,264.00	\$570.24
BACON, ANNA R	200-Teacher	\$49,269.00	1.00	0	15	\$0.00	\$0.00	\$4,872.72	\$270.72
BAINTER, ARIEL DAWN	200-Teacher	\$23,280.33	0.49	0	7	\$0.00	\$0.00	\$2,302.43	\$127.92
BANKS, KRISTIN LEIGH	250-Special Education Teacher	\$77,089.00	1.00	0	15	\$0.00	\$0.00	\$7,624.12	\$423.60
BARNES, CALLEY ELAINE	200-Teacher	\$73,662.00	1.00	0	15	\$0.00	\$0.00	\$7,285.20	\$404.64
BARTON, JENNIFER G	114-Chief School Business Official	\$144,864.00	1.00	25	15	\$0.00	\$0.00	\$11,342.43	\$630.04

128

Name	Position	Base Salary	FTE	Vacation Days	Sick Days	Bonuses	Annuities	Retirement Enhancements	Other Benefits
BARTON, MELISSA K	200-Teacher	\$92,627.00	1.00	0	15	\$0.00	\$0.00	\$9,160.80	\$509.04
BATTERSON MONTFORD, JANEY MAE	250-Special Education Teacher	\$50,368.04	1.00	0	15	\$0.00	\$0.00	\$4,981.44	\$276.72
BEADEL, ALICIA RENEE	200-Teacher	\$87,311.00	1.00	0	15	\$0.00	\$0.00	\$8,635.20	\$479.76
BEALE, KELLY N	200-Teacher	\$77,927.00	1.00	0	15	\$0.00	\$0.00	\$7,707.12	\$428.16
BEBBER, DANIA PATRICIA	203-English as a Second Language Teacher	\$62,542.00	1.00	0	15	\$0.00	\$0.00	\$6,185.52	\$343.68
BECK, ADAM JOHN DANIEL	200-Teacher	\$62,333.00	1.00	0	15	\$0.00	\$0.00	\$6,164.88	\$342.48
BEEDING, DONNA M	200-Teacher	\$110,422.49	1.00	0	15	\$0.00	\$0.00	\$10,920.96	\$606.72
BEGESKE, LAUREN D	200-Teacher	\$59,528.00	1.00	0	15	\$0.00	\$0.00	\$5,887.44	\$327.12
BEHNKE, LAWRENCE JEFFREY	200-Teacher	\$93,475.00	1.00	0	15	\$0.00	\$0.00	\$9,244.80	\$513.60
BENAC, AMY MARIE	250-Special Education Teacher	\$74,920.47	1.00	0	15	\$0.00	\$0.00	\$7,409.76	\$411.60
BENEVIDES, MARGARET A	250-Special Education Teacher	\$70,598.00	1.00	0	15	\$0.00	\$0.00	\$6,982.32	\$387.84
BENSON, ANGELA CLARE	200-Teacher	\$77,089.00	1.00	0	15	\$0.00	\$0.00	\$7,624.12	\$423.60
BERRY, NICOLE ELIZABETH	103-Principal	\$158,267.00	1.00	25	15	\$0.00	\$0.00	\$15,652.80	\$869.52
BEUSELINCK, HALEY LANE	250-Special Education Teacher	\$50,661.11	1.00	0	15	\$0.00	\$0.00	\$5,010.47	\$278.42
BINGHAM, EMMA KATHLEEN	200-Teacher	\$49,269.00	1.00	0	15	\$0.00	\$0.00	\$4,872.72	\$270.72
BISGARD, LAUREN LEIGH	203-English as a Second Language Teacher	\$49,269.00	1.00	0	15	\$0.00	\$0.00	\$4,872.72	\$270.72
BLACKWOOD, DANIELLE L	200-Teacher	\$93,475.00	1.00	0	15	\$0.00	\$0.00	\$9,244.80	\$513.60
BLEW, MICHELE ARLEEN	200-Teacher	\$67,126.00	1.00	0	15	\$0.00	\$0.00	\$6,638.88	\$368.88
BOHAN, CATHERINE A	200-Teacher	\$100,679.00	1.00	0	15	\$0.00	\$0.00	\$9,957.36	\$553.20
BOHLING, EMILY THERESA	200-Teacher	\$77,089.00	1.00	0	15	\$0.00	\$0.00	\$7,624.12	\$423.60
BOLAND, CATHERINE MARIE	200-Teacher	\$22,261.45	0.26	0	11	\$0.00	\$0.00	\$2,201.66	\$122.30
BOLLAERT, MARK A	200-Teacher	\$90,544.00	1.00	0	15	\$0.00	\$0.00	\$8,954.88	\$497.52
BOLT, CHERYL A	200-Teacher	\$49,269.00	1.00	0	15	\$0.00	\$0.00	\$4,872.72	\$270.72
BOUCHARB, NADIA MRINI	200-Teacher	\$77,089.00	1.00	0	15	\$0.00	\$0.00	\$7,624.12	\$423.60
BOUCHER, ALAN KENT	100-District Superintendent	\$106,650.00	0.46	0	0	\$0.00	\$0.00	\$0.00	\$0.00
BOYD, CARISSA NICOLE	200-Teacher	\$82,349.00	1.00	0	15	\$0.00	\$0.00	\$8,144.40	\$495.40
BOYD, JACOB J	250-Special Education Teacher	\$92,627.00	1.00	0	15	\$0.00	\$0.00	\$9,160.80	\$509.04
BRADDY, CRISTINA MARIA	601-Resource Teacher Arts(Visual Art, Music, Drama, and Theatre)	\$81,263.00	1.00	0	15	\$0.00	\$0.00	\$8,037.08	\$446.40
BRADDY, STEVEN M	601-Resource Teacher Arts(Visual Art, Music, Drama, and Theatre)	\$91,373.00	1.00	0	15	\$0.00	\$0.00	\$9,036.96	\$502.08
BRANDENBURG, HANNAH ELYSE	200-Teacher	\$77,133.32	1.00	0	15	\$0.00	\$0.00	\$7,628.52	\$423.84
BRANNEN, KELLI M	200-Teacher	\$87,092.00	1.00	0	15	\$0.00	\$0.00	\$8,613.60	\$478.56
BRAUNHOWARD, MEGAN ROSE	124-Dean of Students Admin (admin endorsement held)	\$97,084.00	1.00	0	0	\$0.00	\$0.00	\$0.00	\$0.00
BRITTON, CHRISTOPHER NATHAN	200-Teacher	\$53,960.00	1.00	0	15	\$0.00	\$0.00	\$5,336.64	\$296.40
BROOKS, RACHEL CHRISTINE	250-Special Education Teacher	\$56,464.40	1.00	0	15	\$0.00	\$0.00	\$5,584.40	\$310.18
BROWN, REBECCA L	200-Teacher	\$68,080.95	1.00	0	15	\$0.00	\$0.00	\$6,733.27	\$374.13
BROWNSON, ANGELA K	200-Teacher	\$97,578.00	1.00	0	15	\$0.00	\$0.00	\$9,650.64	\$536.16

Name	Position	Base Salary	FTE	Vacation Days	Sick Days	Bonuses	Annuities	Retirement Enhancements	Other Benefits
BURNS, KARLY ANN	200-Teacher	\$67,126.00	1.00	0	15	\$0.00	\$0.00	\$6,638.88	\$368.88
BURRAGE, KENDRICK H	200-Teacher	\$80,341.00	1.00	0	15	\$0.00	\$0.00	\$7,945.92	\$441.36
CAMPBELL, ANDREW A	200-Teacher	\$103,780.00	1.00	0	15	\$0.00	\$0.00	\$10,264.00	\$570.24
CANNING, MARGARET A	200-Teacher	\$103,780.00	1.00	0	15	\$0.00	\$0.00	\$10,264.00	\$570.24
CARLIN, PETER A	200-Teacher	\$123,167.00	1.00	0	15	\$0.00	\$0.00	\$12,181.36	\$676.80
CARROLL, TIMOTHY F	200-Teacher	\$103,780.00	1.00	0	15	\$0.00	\$0.00	\$10,264.00	\$570.24
CARTER, SHEENA M	200-Teacher	\$93,475.00	1.00	0	15	\$0.00	\$0.00	\$9,244.80	\$513.60
CATTERTON, JON A	200-Teacher	\$100,679.00	1.00	0	15	\$0.00	\$0.00	\$9,957.36	\$553.20
CHENOWETH, KIMBERLY SUE	200-Teacher	\$49,269.00	1.00	0	15	\$0.00	\$0.00	\$4,872.72	\$270.72
CHEWNING, JENNIFER ANN	250-Special Education Teacher	\$71,901.00	1.00	0	15	\$0.00	\$0.00	\$7,111.08	\$395.04
CHISHOLM, TONI M	200-Teacher	\$94,040.00	1.00	0	15	\$0.00	\$0.00	\$9,300.72	\$516.72
CHOUINARD, CORY WILLIAM	200-Teacher	\$62,333.00	1.00	0	15	\$0.00	\$0.00	\$6,164.88	\$342.48
CLARK, LANCE ROBERT	107-General Administrator or General Supervisor	\$141,785.00	1.00	25	15	\$0.00	\$0.00	\$14,022.72	\$779.04
CLAUDE, MATTHEW LOREN	200-Teacher	\$49,269.00	1.00	0	15	\$0.00	\$0.00	\$4,872.72	\$270.72
CLOUGH, CAITLIN M	250-Special Education Teacher	\$78,381.00	1.00	0	15	\$0.00	\$0.00	\$7,752.00	\$430.56
COBB, JACQULYN S	200-Teacher	\$93,475.00	1.00	0	15	\$0.00	\$0.00	\$9,244.80	\$513.60
COLBRESE, DANIEL J	124-Dean of Students Admin (admin endorsement held)	\$90,260.00	1.00	0	0	\$0.00	\$0.00	\$0.00	\$0.00
COLBRESE, EGAN M	101-Assistant/Associate District Superintendent	\$166,181.00	1.00	25	15	\$0.00	\$0.00	\$16,435.44	\$913.20
COLVIN, CHANTILL LE ANN	200-Teacher	\$93,475.00	1.00	0	15	\$0.00	\$0.00	\$9,244.80	\$513.60
COLVIN, TYANDA C	250-Special Education Teacher	\$57,154.33	0.82	0	15	\$0.00	\$0.00	\$5,652.64	\$314.02
COOK, TEENA M	250-Special Education Teacher	\$103,780.00	1.00	0	15	\$0.00	\$0.00	\$10,264.00	\$570.24
COOPER, SYLVIA A	250-Special Education Teacher	\$48,442.62	0.73	0	15	\$0.00	\$0.00	\$4,791.06	\$266.08
COPELAND, TROY A	200-Teacher	\$103,780.00	1.00	0	15	\$0.00	\$0.00	\$10,264.00	\$570.24
CORLETT, BENJAMIN NICHOLAS	200-Teacher	\$49,269.00	1.00	0	15	\$0.00	\$0.00	\$4,872.72	\$270.72
CORWIN, TIMOTHY R	124-Dean of Students Admin (admin endorsement held)	\$97,084.00	1.00	0	0	\$0.00	\$0.00	\$0.00	\$0.00
COX, GINA MARIE GILLILAND	200-Teacher	\$81,263.00	1.00	0	15	\$0.00	\$0.00	\$8,037.08	\$446.40
COYNELOGAN, DANIEL M	104-Assistant Principal	\$135,096.00	1.00	25	15	\$0.00	\$0.00	\$13,361.04	\$742.32
CRECELIUS, AMANDA CHRISTINE	250-Special Education Teacher	\$77,429.00	1.00	0	15	\$0.00	\$0.00	\$7,657.88	\$425.52
DAVES, JESSICA ELLEN	200-Teacher	\$67,126.00	1.00	0	15	\$0.00	\$0.00	\$6,638.88	\$368.88
DAVID, ELIZABETH ASHLEY	250-Special Education Teacher	\$85,133.00	1.00	0	15	\$0.00	\$0.00	\$8,419.68	\$467.76
DAVILA, GIOVANNA A	200-Teacher	\$103,780.00	1.00	0	15	\$0.00	\$0.00	\$10,264.00	\$570.24
DAVIS, STEPHANIE I	200-Teacher	\$62,521.00	1.00	0	15	\$0.00	\$0.00	\$6,183.36	\$343.44
DAY, TRICIA J	200-Teacher	\$30,968.96	0.52	0	8	\$0.00	\$0.00	\$3,062.90	\$170.12
DEANER, DAWN B	250-Special Education Teacher	\$70,387.00	1.00	0	15	\$0.00	\$0.00	\$6,961.44	\$386.64
DECOOK, KIMBERLY M	207-Speech Language Pathology Teacher	\$103,780.00	1.00	0	15	\$0.00	\$0.00	\$10,264.00	\$570.24
DEDECKER, KYLEE MARIE	200-Teacher	\$67,853.00	1.00	0	15	\$0.00	\$0.00	\$6,710.64	\$372.72
DEGROOT, APRIL ANN	200-Teacher	\$62,333.00	1.00	0	15	\$0.00	\$0.00	\$6,164.88	\$342.48

Name	Position	Base Salary	FTE	Vacation Days	Sick Days	Bonuses	Annuities	Retirement Enhancements	Other Benefits
DEJOHN, EMILY C	207-Speech Language Pathology Teacher	\$93,475.00	1.00	0	15	\$0.00	\$0.00	\$9,244.80	\$513.60
DEJONGHE, REBECCA L	200-Teacher	\$82,613.10	1.00	0	15	\$0.00	\$0.00	\$8,170.56	\$453.84
DELP, MEGAN L	200-Teacher	\$62,521.00	1.00	0	15	\$0.00	\$0.00	\$6,183.36	\$343.44
DENNIS, KATHLEEN M	200-Teacher	\$81,349.00	1.00	0	15	\$0.00	\$0.00	\$8,045.52	\$446.88
DEWILDE, ALEXIS K	200-Teacher	\$93,475.00	1.00	0	15	\$0.00	\$0.00	\$9,244.80	\$513.60
DI IULIO, JOSEPH V	103-Principal	\$131,072.00	1.00	0	15	\$0.00	\$0.00	\$12,963.12	\$720.24
DIEUDONNE, STEPHANIE ROCHELLE	200-Teacher	\$94,040.00	1.00	0	15	\$0.00	\$0.00	\$9,300.72	\$516.72
DILLENDER, KIMBERLY C	200-Teacher	\$81,263.00	1.00	0	15	\$0.00	\$0.00	\$8,037.08	\$446.40
DIXON, RAMONA B	107-General Administrator or General Supervisor	\$152,975.00	1.00	25	15	\$0.00	\$0.00	\$11,347.02	\$630.36
DODSON, CLAIRE A	207-Speech Language Pathology Teacher	\$54,547.00	1.00	0	15	\$0.00	\$0.00	\$5,394.72	\$299.76
DOPLER, ROSEMARIE ANDREA	250-Special Education Teacher	\$55,801.00	1.00	0	15	\$0.00	\$0.00	\$5,518.80	\$306.48
DRISCOLL, CHARLES JOSEPH	103-Principal	\$129,777.00	1.00	0	15	\$0.00	\$0.00	\$12,835.08	\$713.04
DUNKER, KEITH STEVEN	250-Special Education Teacher	\$93,475.00	1.00	0	15	\$0.00	\$0.00	\$9,244.80	\$513.60
DUSTER, JEFFRY J	200-Teacher	\$85,181.00	1.00	0	15	\$0.00	\$0.00	\$8,424.48	\$468.00
DUYTSCHAEVER, ANTHONY CAMIEL JULIUS	203-English as a Second Language Teacher	\$68,436.00	1.00	0	15	\$0.00	\$0.00	\$6,768.48	\$376.08
DYER, CHRISTINA M	250-Special Education Teacher	\$103,780.00	1.00	0	15	\$0.00	\$0.00	\$10,264.00	\$570.24
DYER, SCOTT M	200-Teacher	\$103,780.00	1.00	0	15	\$0.00	\$0.00	\$10,264.00	\$570.24
EARLY, RYAN J	200-Teacher	\$93,475.00	1.00	0	15	\$0.00	\$0.00	\$9,244.80	\$513.60
EDMONDS, MIKKI M	154-Supervisor of More Than One School Support Personnel Area	\$100,679.00	1.00	0	15	\$0.00	\$0.00	\$9,957.36	\$553.20
EDWARDS, MARTHA ROSE	200-Teacher	\$103,780.00	1.00	0	15	\$0.00	\$0.00	\$10,264.00	\$570.24
ELI, NICHOLAS L	200-Teacher	\$77,089.00	1.00	0	15	\$0.00	\$0.00	\$7,624.12	\$423.60
ENGSTROM, SARAH JO	250-Special Education Teacher	\$93,475.00	1.00	0	15	\$0.00	\$0.00	\$9,244.80	\$513.60
ENTSMINGER, RITA M	200-Teacher	\$93,475.00	1.00	0	15	\$0.00	\$0.00	\$9,244.80	\$513.60
ERICHSEN, AUTUMN E	200-Teacher	\$51,561.00	1.00	0	15	\$0.00	\$0.00	\$5,099.52	\$283.20
ERIKSON, LAURA LYNN	200-Teacher	\$98,024.55	1.00	0	15	\$0.00	\$0.00	\$9,694.80	\$538.56
FIGGS, LAVILL T	200-Teacher	\$70,598.00	1.00	0	15	\$0.00	\$0.00	\$6,982.32	\$387.84
FINERTY, RACHEL JANE	200-Teacher	\$53,131.00	1.00	0	15	\$0.00	\$0.00	\$5,254.79	\$291.85
FINLEY, ASHLEY MARIE	200-Teacher	\$57,883.00	1.00	0	15	\$0.00	\$0.00	\$5,724.72	\$318.00
FOSTER, DORIAN ANNE	200-Teacher	\$95,403.00	1.00	0	15	\$0.00	\$0.00	\$9,435.36	\$524.16
FRANKS, JACQUELINE MARIE KRONE	200-Teacher	\$94,757.00	1.00	0	15	\$0.00	\$0.00	\$9,371.52	\$520.56
FRANTZ, DEBRA LYNN	121-Administrator in a Bilingual Education Program	\$151,500.00	1.00	25	15	\$0.00	\$0.00	\$11,237.58	\$624.24
FUHR, JENNIFER LYNN	153-Special Education Supervisor	\$127,163.00	1.00	25	15	\$0.00	\$0.00	\$11,528.44	\$640.42
GABANY, CHRISTOPHER LINDSAY	200-Teacher	\$80,680.43	1.00	0	15	\$0.00	\$0.00	\$7,979.40	\$443.36
GANT, GAIL MARIE	250-Special Education Teacher	\$100,304.15	1.00	0	15	\$0.00	\$0.00	\$9,920.24	\$551.16
GAY, PHARAOH JAMAL	200-Teacher	\$93,475.00	1.00	0	15	\$0.00	\$0.00	\$9,244.80	\$513.60
GBENYO, JANICE C	200-Teacher	\$91,373.00	1.00	0	15	\$0.00	\$0.00	\$9,036.96	\$502.08
GBENYO, KOFFI AGBESSI	200-Teacher	\$70,598.00	1.00	0	15	\$0.00	\$0.00	\$6,982.32	\$387.84

Name	Position	Base Salary	FTE	Vacation Days	Sick Days	Bonuses	Annuities	Retirement Enhancements	Other Benefits
GEISLER, KRISTI MARIE	250-Special Education Teacher	\$94,040.00	1.00	0	15	\$0.00	\$0.00	\$9,300.72	\$516.72
GIBBONS, BRETON R	200-Teacher	\$93,475.00	1.00	0	15	\$0.00	\$0.00	\$9,244.80	\$513.60
GOETTSCH, STEPHANIE CLARE	200-Teacher	\$81,886.00	1.00	0	15	\$0.00	\$0.00	\$8,098.56	\$450.00
GOINS, ELVIA GUTIERREZ	200-Teacher	\$97,578.00	1.00	0	15	\$0.00	\$0.00	\$9,650.64	\$536.16
GONZALEZ, TARA K	250-Special Education Teacher	\$58,398.00	1.00	0	15	\$0.00	\$0.00	\$5,775.60	\$320.88
GONZALEZ, VALERIA GRACE	200-Teacher	\$49,269.00	1.00	0	15	\$0.00	\$0.00	\$4,872.72	\$270.72
GOOCH, LISA A	250-Special Education Teacher	\$103,780.00	1.00	0	15	\$0.00	\$0.00	\$10,264.00	\$570.24
GOODVIN, MARA B	200-Teacher	\$97,578.00	1.00	0	15	\$0.00	\$0.00	\$9,650.64	\$536.16
GRANDBERRY PUGH, YOLANDA KAY	200-Teacher	\$110,422.49	1.00	0	15	\$0.00	\$0.00	\$10,920.96	\$606.72
GRAY, ANDREW S	200-Teacher	\$110,640.90	1.00	0	15	\$0.00	\$0.00	\$10,942.56	\$607.92
GREENWOOD, BROOKE A	200-Teacher	\$68,876.00	1.00	0	15	\$0.00	\$0.00	\$6,811.92	\$378.48
GREENWOOD, MICHELLE L	200-Teacher	\$93,475.00	1.00	0	15	\$0.00	\$0.00	\$9,244.80	\$513.60
GREGORY, EMILIE ANN	250-Special Education Teacher	\$59,741.00	1.00	0	15	\$0.00	\$0.00	\$5,908.52	\$328.31
GUSTAFSON, WILLIAM HERBERT	200-Teacher	\$93,475.00	1.00	0	15	\$0.00	\$0.00	\$9,244.80	\$513.60
HAARS, SHELBY MARIE	250-Special Education Teacher	\$41,955.51	0.66	0	15	\$0.00	\$0.00	\$4,149.43	\$230.52
HAGEN, LISA KAITLIN	200-Teacher	\$49,269.00	1.00	0	15	\$0.00	\$0.00	\$4,872.72	\$270.72
HAINS, ANDREW E	200-Teacher	\$103,780.00	1.00	0	15	\$0.00	\$0.00	\$10,264.00	\$570.24
HALL, BETTY F	200-Teacher	\$55,801.00	1.00	0	15	\$0.00	\$0.00	\$5,518.80	\$306.48
HALL, HENRY L	200-Teacher	\$90,544.00	1.00	0	15	\$0.00	\$0.00	\$8,954.88	\$497.52
HALL, LAUREN ELIZABETH	200-Teacher	\$48,161.00	1.00	0	15	\$0.00	\$0.00	\$4,763.24	\$264.72
HANRAHAN, TONYA R	250-Special Education Teacher	\$85,348.00	1.00	0	15	\$0.00	\$0.00	\$8,441.04	\$468.96
HANSEN, DANIELLE MARIE	207-Speech Language Pathology Teacher	\$93,475.00	1.00	0	15	\$0.00	\$0.00	\$9,244.80	\$513.60
HANSEN, JULIE A	200-Teacher	\$103,780.00	1.00	0	15	\$0.00	\$0.00	\$10,264.00	\$570.24
HANSEN, PAUL C	203-English as a Second Language Teacher	\$51,936.00	1.00	0	15	\$0.00	\$0.00	\$5,136.48	\$285.36
HANTZ, KARRI S	200-Teacher	\$97,578.00	1.00	0	15	\$0.00	\$0.00	\$9,650.64	\$536.16
HARFST, KATHERINE ELIZABETH	200-Teacher	\$93,475.00	1.00	0	15	\$0.00	\$0.00	\$9,244.80	\$513.60
HARKSEN, ELISHA J	250-Special Education Teacher	\$103,780.00	1.00	0	15	\$0.00	\$0.00	\$10,264.00	\$570.24
HARMS, JACQUELINE J	200-Teacher	\$93,475.00	1.00	0	15	\$0.00	\$0.00	\$9,244.80	\$513.60
HARRIS, SHANNON RACHEL	200-Teacher	\$49,269.00	1.00	0	15	\$0.00	\$0.00	\$4,872.72	\$270.72
HARTZLER, KATHLEEN E	104-Assistant Principal	\$135,096.00	1.00	25	15	\$0.00	\$0.00	\$13,361.10	\$742.26
HAUGER, AMANDA M	250-Special Education Teacher	\$100,679.00	1.00	0	15	\$0.00	\$0.00	\$9,957.36	\$553.20
HAWLEY, JOHN CHARLES	103-Principal	\$125,466.00	1.00	0	15	\$0.00	\$0.00	\$12,408.72	\$689.28
HAYEK, CONNIE A	200-Teacher	\$93,475.00	1.00	0	15	\$0.00	\$0.00	\$9,244.80	\$513.60
HEALD, EMILIE R	200-Teacher	\$82,349.00	1.00	0	15	\$0.00	\$0.00	\$8,144.40	\$452.40
HEATH, SAMANTHA MARIE	200-Teacher	\$63,959.00	0.99	0	15	\$0.00	\$0.00	\$6,325.68	\$351.36
HEINE, SALLIE JEAN	200-Teacher	\$63,959.00	1.00	0	15	\$0.00	\$0.00	\$6,325.68	\$351.36
HENDERSON, CARRIE A	200-Teacher	\$68,194.57	1.00	0	15	\$0.00	\$0.00	\$6,744.44	\$374.76
HEPNER, TANYA L	250-Special Education Teacher	\$97,578.00	1.00	0	15	\$0.00	\$0.00	\$9,650.64	\$536.16

Name	Position	Base Salary	FTE	Vacation Days	Sick Days	Bonuses	Annuities	Retirement Enhancements	Other Benefits
HERNANDEZ, KATHLEEN M	207-Speech Language Pathology Teacher	\$93,475.00	1.00	0	15	\$0.00	\$0.00	\$9,244.80	\$513.60
HOCKENBERRY, ROBERT L	200-Teacher	\$70,598.00	1.00	0	15	\$0.00	\$0.00	\$6,982.32	\$387.84
HOLLAND, SYDNEY JEAN	200-Teacher	\$50,769.00	1.00	0	15	\$0.00	\$0.00	\$5,021.04	\$278.88
HOLLINGSWORTH, AMANDA FAITH	200-Teacher	\$93,475.00	1.00	0	15	\$0.00	\$0.00	\$9,244.80	\$513.60
HOOVER, THADDEUS JOEL	200-Teacher	\$103,780.00	1.00	0	15	\$0.00	\$0.00	\$10,264.00	\$570.24
HORN, ELISHA L	200-Teacher	\$77,089.00	1.00	0	15	\$0.00	\$0.00	\$7,624.12	\$423.60
HOTT, HOLLY PATRICE	250-Special Education Teacher	\$79,193.75	1.00	0	15	\$0.00	\$0.00	\$7,832.40	\$435.16
HUDNALL, JULIE A	200-Teacher	\$83,429.00	1.00	0	15	\$0.00	\$0.00	\$8,251.20	\$458.40
HUFFAKER, BETHANY PAIGE	200-Teacher	\$49,269.00	1.00	0	15	\$0.00	\$0.00	\$4,872.72	\$270.72
HUGHES, ELIZABETH ELLIS	250-Special Education Teacher	\$77,927.00	1.00	0	15	\$0.00	\$0.00	\$7,707.12	\$428.16
INMAN, STEVEN E	250-Special Education Teacher	\$94,757.00	1.00	0	15	\$0.00	\$0.00	\$9,371.52	\$520.56
IRISH, LAURA B	200-Teacher	\$57,883.00	1.00	0	15	\$0.00	\$0.00	\$5,724.72	\$318.00
ISRAEL, JESSICA CHRISTINE	104-Assistant Principal	\$92,462.00	1.00	0	15	\$0.00	\$0.00	\$9,144.56	\$508.08
JACKSON, JENNIFER REBECCA	250-Special Education Teacher	\$93,475.00	1.00	0	15	\$0.00	\$0.00	\$9,244.80	\$513.60
JACKSON, MEAGHAN ELIZABETH	250-Special Education Teacher	\$60,813.00	1.00	0	15	\$0.00	\$0.00	\$6,014.40	\$334.08
JACOBS, ANDREA L	200-Teacher	\$85,133.00	1.00	0	15	\$0.00	\$0.00	\$8,419.68	\$467.76
JACOBY, KELLY A	203-English as a Second Language Teacher	\$62,542.00	0.97	0	15	\$0.00	\$0.00	\$6,185.52	\$343.68
JARRIN, HALEY MICHELLE	200-Teacher	\$57,694.76	1.00	0	15	\$0.00	\$0.00	\$5,706.09	\$316.94
JOHNSON, CHARLOTTE ANN	200-Teacher	\$93,475.00	1.00	0	15	\$0.00	\$0.00	\$9,244.80	\$513.60
JOHNSON, JENNIFER R	200-Teacher	\$97,578.00	1.00	0	15	\$0.00	\$0.00	\$9,650.64	\$536.16
JOHNSON, JOSEPHINE LYNN	203-English as a Second Language Teacher	\$22,558.88	0.42	0	6	\$0.00	\$0.00	\$2,231.12	\$123.96
JOHNSON, KELSEY GRACE	250-Special Education Teacher	\$55,801.00	1.00	0	15	\$0.00	\$0.00	\$5,518.80	\$306.48
JOHNSON, RESHANDA M	104-Assistant Principal	\$105,329.00	1.00	0	15	\$0.00	\$0.00	\$10,417.20	\$578.64
JONES, DARLA RENEE	250-Special Education Teacher	\$103,780.00	1.00	0	15	\$0.00	\$0.00	\$10,264.00	\$570.24
JORGENSEN, KIMBERLY C	250-Special Education Teacher	\$47,078.00	1.00	0	15	\$0.00	\$0.00	\$4,656.00	\$258.72
JORGENSEN, KIRSTEN M	200-Teacher	\$97,578.00	1.00	0	15	\$0.00	\$0.00	\$9,650.64	\$536.16
JOSEPH, TROY S	200-Teacher	\$103,780.00	1.00	0	15	\$0.00	\$0.00	\$10,264.00	\$570.24
JUNIS, BRANDY MICHELLE	250-Special Education Teacher	\$93,475.00	1.00	0	15	\$0.00	\$0.00	\$9,244.80	\$513.60
KANTNER, ELIZABETH LANGLEY	250-Special Education Teacher	\$103,780.00	1.00	0	15	\$0.00	\$0.00	\$10,264.00	\$570.24
KARSTENS, KATHLEEN A	200-Teacher	\$93,475.00	1.00	0	15	\$0.00	\$0.00	\$9,244.80	\$513.60
KENNELLY, AMY E	200-Teacher	\$83,429.00	1.00	0	15	\$0.00	\$0.00	\$8,251.20	\$458.40
KENNELLY, CHAD A	200-Teacher	\$96,776.88	1.00	0	15	\$0.00	\$0.00	\$9,571.38	\$531.70
KERKER, WENDY E	200-Teacher	\$97,578.00	1.00	0	15	\$0.00	\$0.00	\$9,650.64	\$536.16
KERR, JULIANNE L	200-Teacher	\$63,892.00	1.00	0	15	\$0.00	\$0.00	\$6,318.96	\$351.12
KETTERING, KIMBERLEY ANN	200-Teacher	\$93,475.00	1.00	0	15	\$0.00	\$0.00	\$9,244.80	\$513.60
KETTERINGBRYANT, JANE ELIZABETH	200-Teacher	\$52,747.00	1.00	0	15	\$0.00	\$0.00	\$5,216.64	\$289.92
KILCOIN, KELLEY D	207-Speech Language Pathology Teacher	\$83,220.00	1.00	0	15	\$0.00	\$0.00	\$8,230.56	\$457.20
KIRGAN, BENJAMIN G	200-Teacher	\$110,422.49	1.00	0	15	\$0.00	\$0.00	\$10,920.96	\$606.72

Name	Position	Base Salary	FTE	Vacation Days	Sick Days	Bonuses	Annuities	Retirement Enhancements	Other Benefits
KITTERMAN, JASON CHARLES	200-Teacher	\$68,313.68	1.00	0	15	\$0.00	\$0.00	\$6,756.32	\$375.34
KNOBLOCH, REGINA F	200-Teacher	\$72,376.00	1.00	0	15	\$0.00	\$0.00	\$7,158.00	\$397.68
KNUCKEY, DAVID J	103-Principal	\$131,072.00	1.00	0	15	\$0.00	\$0.00	\$12,963.12	\$720.24
KNUTH, JENNIFER A	200-Teacher	\$103,780.00	1.00	0	15	\$0.00	\$0.00	\$10,264.00	\$570.24
KONGKOUSONH, ELIZABETH	203-English as a Second Language Teacher	\$73,662.00	1.00	0	15	\$0.00	\$0.00	\$7,285.20	\$404.64
KOTOVSKY, CAMERON NEAL	200-Teacher	\$70,810.00	0.99	0	0	\$0.00	\$0.00	\$7,003.20	\$389.04
KRAHL, AMANDA D	200-Teacher	\$96,936.00	1.00	0	15	\$0.00	\$0.00	\$9,587.04	\$532.56
LAERMANS, BREANN MICHELLE	601-Resource Teacher Arts(Visual Art, Music, Drama, and Theatre)	\$50,402.00	1.00	0	15	\$0.00	\$0.00	\$4,984.80	\$276.96
LAINGEN, KIMBERLY SUE	250-Special Education Teacher	\$83,934.00	1.00	0	15	\$0.00	\$0.00	\$8,301.12	\$461.28
LAKEKELLER, MARGARET J	250-Special Education Teacher	\$93,475.00	1.00	0	15	\$0.00	\$0.00	\$9,244.80	\$513.60
LANNING, SUSAN A	200-Teacher	\$65,558.00	1.00	0	15	\$0.00	\$0.00	\$6,483.84	\$360.24
LAPP, BECKY LYNN	610-Resource Teacher Elementary	\$73,698.00	1.00	0	15	\$0.00	\$0.00	\$7,288.80	\$404.88
LAROCHE, CHRISTOPHER SCOTT	200-Teacher	\$93,475.00	1.00	0	15	\$0.00	\$0.00	\$9,244.80	\$513.60
LAWRENCE, GINA L	200-Teacher	\$93,475.00	1.00	0	15	\$0.00	\$0.00	\$9,244.80	\$513.60
LEE, ALICE M	200-Teacher	\$102,350.86	1.00	0	15	\$0.00	\$0.00	\$10,122.70	\$562.32
LEONARD, SARAH ANN MARIE	103-Principal	\$129,516.00	1.00	0	15	\$0.00	\$0.00	\$12,809.28	\$711.60
LEONE, ALYSSA NICOLE	250-Special Education Teacher	\$74,172.00	1.00	0	15	\$0.00	\$0.00	\$7,335.60	\$407.52
LEYENDECKER, KIMBERLY E	200-Teacher	\$79,720.00	1.00	0	15	\$0.00	\$0.00	\$7,884.48	\$438.00
LIEVENS, CATHERINE ANN	200-Teacher	\$108,928.22	1.00	0	15	\$0.00	\$0.00	\$10,773.12	\$598.55
LISBURG, AMY LYNN	200-Teacher	\$70,146.00	1.00	0	15	\$0.00	\$0.00	\$6,937.44	\$385.44
LOFGREN, STACY M	200-Teacher	\$97,578.00	1.00	0	15	\$0.00	\$0.00	\$9,650.64	\$536.16
LONG, AMANDA L	200-Teacher	\$87,311.00	1.00	0	15	\$0.00	\$0.00	\$8,635.20	\$479.76
LONIAN, KRISTA J	104-Assistant Principal	\$92,462.00	1.00	0	15	\$0.00	\$0.00	\$9,144.56	\$508.08
LOOTS, PAIGE ELLYN	207-Speech Language Pathology Teacher	\$65,558.00	1.00	0	15	\$0.00	\$0.00	\$6,483.84	\$360.24
LOPEZ, CLAUDIA MONIQUE	200-Teacher	\$48,161.00	1.00	0	15	\$0.00	\$0.00	\$4,763.24	\$264.72
LORENZ, ANNA M	200-Teacher	\$104,041.24	1.00	0	15	\$0.00	\$0.00	\$10,289.76	\$571.68
LOTER, JILL A	250-Special Education Teacher	\$51,936.00	1.00	0	15	\$0.00	\$0.00	\$5,136.48	\$285.36
LYNCH, ANGELA LYN GRANET	207-Speech Language Pathology Teacher	\$102,297.65	1.00	0	15	\$0.00	\$0.00	\$10,117.39	\$562.04
LYON, SUSAN K	200-Teacher	\$97,578.00	1.00	0	15	\$0.00	\$0.00	\$9,650.64	\$536.16
MAAG, DORIAN DAWN	107-General Administrator or General Supervisor	\$135,311.00	1.00	25	15	\$0.00	\$0.00	\$11,152.00	\$619.60
MACDONALD, CHRISTINE G	200-Teacher	\$103,780.00	1.00	0	15	\$0.00	\$0.00	\$10,264.00	\$570.24
MADER, STEPHANIE LEE	250-Special Education Teacher	\$49,269.00	1.00	0	15	\$0.00	\$0.00	\$4,872.72	\$270.72
MANWEILER, MATTHEW R	200-Teacher	\$80,827.00	1.00	0	15	\$0.00	\$0.00	\$7,993.72	\$444.24
MARTENS, KRISTINE LYNN	250-Special Education Teacher	\$78,381.00	1.00	0	15	\$0.00	\$0.00	\$7,752.00	\$430.56
MARTENS, LISA ANN	207-Speech Language Pathology Teacher	\$93,475.00	1.00	0	15	\$0.00	\$0.00	\$9,244.80	\$513.60
MARTIN, JEFFRY S	200-Teacher	\$93,475.00	1.00	0	15	\$0.00	\$0.00	\$9,244.80	\$513.60
MARTIN, MELISSA JEAN	250-Special Education Teacher	\$103,780.00	1.00	0	15	\$0.00	\$0.00	\$10,264.00	\$570.24
MARUNDE, MARY THERESE	200-Teacher	\$60,519.46	0.82	0	15	\$0.00	\$0.00	\$5,985.38	\$332.51

Name	Position	Base Salary	FTE	Vacation Days	Sick Days	Bonuses	Annuities	Retirement Enhancements	Other Benefits
MATSON, PATRICIA LOUISE	200-Teacher	\$81,263.00	1.00	0	15	\$0.00	\$0.00	\$8,037.08	\$446.40
MATTLY, AMBER MARIE	250-Special Education Teacher	\$48,874.50	0.64	0	10	\$0.00	\$0.00	\$4,833.78	\$268.60
MCCLELLAN, KIM T	203-English as a Second Language Teacher	\$103,780.00	1.00	0	15	\$0.00	\$0.00	\$10,264.00	\$570.24
MCCOLLUM, SEAN K	200-Teacher	\$72,785.00	1.00	0	15	\$0.00	\$0.00	\$7,198.56	\$399.84
MCCORMICKSKINNER, TERA L	200-Teacher	\$93,475.00	1.00	0	15	\$0.00	\$0.00	\$9,244.80	\$513.60
MCGUIRE, LANTY L	100-District Superintendent	\$92,700.00	0.40	0	0	\$0.00	\$0.00	\$0.00	\$0.00
MCKAY, AARON K	200-Teacher	\$59,330.00	1.00	0	15	\$0.00	\$0.00	\$5,867.76	\$325.92
MCKINLEY, BETH LEE ANN	200-Teacher	\$88,932.65	1.00	0	15	\$0.00	\$0.00	\$8,795.52	\$488.64
MCKINNEY, TRECHIONDRIA DARIUSE	200-Teacher	\$59,741.00	1.00	0	15	\$0.00	\$0.00	\$5,908.52	\$328.32
MELODY, MICHAEL JOSEPH	200-Teacher	\$93,475.00	1.00	0	15	\$0.00	\$0.00	\$9,244.80	\$513.60
MELODY, NICOLE L	103-Principal	\$131,072.00	1.00	0	15	\$0.00	\$0.00	\$12,963.12	\$720.24
MENAGE, SARAH E	200-Teacher	\$49,269.00	1.00	0	15	\$0.00	\$0.00	\$4,872.72	\$270.72
MERTEL, KATIE LYNN	200-Teacher	\$70,598.00	1.00	0	15	\$0.00	\$0.00	\$6,982.32	\$387.84
MERTEL, MICHAEL DUANE	200-Teacher	\$74,605.00	1.00	0	15	\$0.00	\$0.00	\$7,378.56	\$409.92
MEYER, AMELIA J	200-Teacher	\$67,197.00	1.00	0	15	\$0.00	\$0.00	\$6,645.84	\$369.12
MICKELSON, JESSE C	200-Teacher	\$51,561.00	1.00	0	15	\$0.00	\$0.00	\$5,099.52	\$283.20
MIERS, MEGHAN RENE	250-Special Education Teacher	\$70,598.00	1.00	0	15	\$0.00	\$0.00	\$6,982.32	\$387.84
MILLER, JANNA M	250-Special Education Teacher	\$81,263.00	1.00	0	15	\$0.00	\$0.00	\$8,037.08	\$446.40
MOFFITT, AMY L	200-Teacher	\$81,263.00	1.00	0	15	\$0.00	\$0.00	\$8,037.08	\$446.40
MOHR, JENNIFER M	200-Teacher	\$73,698.00	1.00	0	15	\$0.00	\$0.00	\$7,288.80	\$404.88
MOLINAPADRO, SUSAN D	203-English as a Second Language Teacher	\$103,780.00	1.00	0	15	\$0.00	\$0.00	\$10,264.00	\$570.24
MONTFORD, KATHERINE E	250-Special Education Teacher	\$97,578.00	1.00	0	15	\$0.00	\$0.00	\$9,650.64	\$536.16
MOORE, TONI J	200-Teacher	\$97,578.00	1.00	0	15	\$0.00	\$0.00	\$9,650.64	\$536.16
MORENO, ROBIN LYNN	250-Special Education Teacher	\$55,603.00	1.00	0	15	\$0.00	\$0.00	\$5,499.12	\$305.52
MORLEY, REBECCA L	203-English as a Second Language Teacher	\$109,057.51	1.00	0	0	\$0.00	\$0.00	\$10,785.84	\$599.28
MUNDAY, MACKENZIE MARIE	200-Teacher	\$48,161.00	1.00	0	15	\$0.00	\$0.00	\$4,763.24	\$264.72
MWAGA, BRIAN ONYANGO	203-English as a Second Language Teacher	\$48,161.00	1.00	0	15	\$0.00	\$0.00	\$4,763.24	\$264.72
MWAGA, ROBERT ANGIRA	203-English as a Second Language Teacher	\$52,678.56	1.00	0	15	\$0.00	\$0.00	\$5,209.92	\$289.44
NEDER, KAREN S	207-Speech Language Pathology Teacher	\$103,780.00	1.00	0	15	\$0.00	\$0.00	\$10,264.00	\$570.24
NEECE, AIMEE MICHELE	250-Special Education Teacher	\$49,269.00	1.00	0	15	\$0.00	\$0.00	\$4,872.72	\$270.72
NELSON, BRIANA K	200-Teacher	\$70,975.03	1.00	0	15	\$0.00	\$0.00	\$7,019.52	\$390.00
NELSON, DANIEL LEE	200-Teacher	\$64,971.81	1.00	0	15	\$0.00	\$0.00	\$6,425.76	\$356.98
NENEMAN, DANIELLE N	200-Teacher	\$69,413.00	1.00	0	15	\$0.00	\$0.00	\$6,864.96	\$381.36
NESBITT, ERIC L	200-Teacher	\$93,475.00	1.00	0	15	\$0.00	\$0.00	\$9,244.80	\$513.60
NIEMEIER, TARA L	200-Teacher	\$103,780.00	1.00	0	15	\$0.00	\$0.00	\$10,264.00	\$570.24
NOBLE, DEBORAH L	203-English as a Second Language Teacher	\$65,708.00	1.00	0	15	\$0.00	\$0.00	\$6,498.56	\$360.96
NOLAND, VOLORIA CHARELLE	200-Teacher	\$14,618.27	0.30	0	15	\$0.00	\$0.00	\$1,445.75	\$80.32
NUNN, SARAH E	200-Teacher	\$70,598.00	1.00	0	15	\$0.00	\$0.00	\$6,982.32	\$387.84

Name	Position	Base Salary	FTE	Vacation Days	Sick Days	Bonuses	Annuities	Retirement Enhancements	Other Benefits
OBRIEN, GRETCHEN S	200-Teacher	\$103,780.00	1.00	0	15	\$0.00	\$0.00	\$10,264.00	\$570.24
OLSON, JANINE MARIE	250-Special Education Teacher	\$68,876.00	1.00	0	15	\$0.00	\$0.00	\$6,811.92	\$378.48
OSMUN, WILLIAM JOSEPH	250-Special Education Teacher	\$70,598.00	1.00	0	15	\$0.00	\$0.00	\$6,982.32	\$387.84
OSWALD, MELODY G	103-Principal	\$54,744.64	0.47	0	7	\$0.00	\$0.00	\$5,414.28	\$300.84
OWEN, MELISSA M	250-Special Education Teacher	\$79,875.57	0.81	0	15	\$0.00	\$0.00	\$7,899.74	\$438.90
PAPROCKI, ANGELA J	200-Teacher	\$97,578.00	1.00	0	15	\$0.00	\$0.00	\$9,650.64	\$536.16
PARER, ANDREA ELIZABETH	200-Teacher	\$88,508.00	1.00	0	15	\$0.00	\$0.00	\$8,753.52	\$486.24
PARKINS, JAMIE LEE	200-Teacher	\$59,528.00	1.00	0	15	\$0.00	\$0.00	\$5,887.44	\$327.12
PARR, TARA MIRANDA	203-English as a Second Language Teacher	\$57,883.00	1.00	0	15	\$0.00	\$0.00	\$5,724.72	\$318.00
PAVLIK, ANDREA LYNNE	200-Teacher	\$90,544.00	1.00	0	15	\$0.00	\$0.00	\$8,954.80	\$497.60
PEARSON, JULIE A	200-Teacher	\$103,780.00	1.00	0	15	\$0.00	\$0.00	\$10,264.00	\$570.24
Pepping, Gabrielle	200-Teacher	\$50,402.00	1.00	0	15	\$0.00	\$0.00	\$4,984.80	\$276.96
PETERSONCASTRO, CYNTHIA ANN	200-Teacher	\$49,269.00	1.00	0	15	\$0.00	\$0.00	\$4,872.72	\$270.72
PETROV, EMILY CHRISTINE	200-Teacher	\$55,201.00	1.00	0	15	\$0.00	\$0.00	\$5,459.52	\$303.36
PETROV, JOHN NICHOLAS	200-Teacher	\$65,558.00	1.00	0	15	\$0.00	\$0.00	\$6,483.84	\$360.24
PFAFF, JENNIFER R	200-Teacher	\$76,027.00	1.00	0	15	\$0.00	\$0.00	\$7,519.20	\$417.84
PILICHOWSKI, JAMIE L	200-Teacher	\$93,475.00	1.00	0	15	\$0.00	\$0.00	\$9,244.80	\$513.60
POLITE, MARC D	200-Teacher	\$76,027.00	1.00	0	15	\$0.00	\$0.00	\$7,519.20	\$417.84
PORTER, TROY G	200-Teacher	\$85,348.00	1.00	0	15	\$0.00	\$0.00	\$8,441.04	\$468.96
PURVIS, JENNIFER E	250-Special Education Teacher	\$100,679.00	1.00	0	15	\$0.00	\$0.00	\$9,957.36	\$553.20
QUINTANA, LEAH F	250-Special Education Teacher	\$76,470.00	1.00	0	15	\$0.00	\$0.00	\$7,562.88	\$420.24
RAMIREZ, NORMA ALICIA	200-Teacher	\$81,263.00	1.00	0	15	\$0.00	\$0.00	\$8,037.08	\$446.40
RAMOSPODOBA, DORISA RUTH	203-English as a Second Language Teacher	\$83,160.86	0.51	0	15	\$0.00	\$0.00	\$8,224.68	\$456.96
RAYGOR, BETH ANN	250-Special Education Teacher	\$76,027.00	1.00	0	15	\$0.00	\$0.00	\$7,519.20	\$417.84
REDDERSDORF, LISA M	200-Teacher	\$67,197.00	1.00	0	15	\$0.00	\$0.00	\$6,645.84	\$369.12
REEVES, ASHLEY R	200-Teacher	\$88,508.00	1.00	0	15	\$0.00	\$0.00	\$8,753.52	13886.24
REGAN, NICOLE L	200-Teacher	\$93,475.00	1.00	0	15	\$0.00	\$0.00	\$9,244.80	\$513.60
REGUR, STEPHANIE MICHELLE	200-Teacher	\$83,429.00	1.00	0	15	\$0.00	\$0.00	\$8,251.20	\$458.40
REL, STACY A	250-Special Education Teacher	\$93,475.00	1.00	0	15	\$0.00	\$0.00	\$9,244.80	\$513.60
RESCH, SHANLEY ELIZABETH	200-Teacher	\$64,001.96	1.00	0	15	\$0.00	\$0.00	\$6,329.88	\$351.60
RESNER, MARTIN J	200-Teacher	\$76,470.00	1.00	0	15	\$0.00	\$0.00	\$7,562.88	\$420.24
REYHONS, KATHERINE MARIE	200-Teacher	\$54,547.00	1.00	0	15	\$0.00	\$0.00	\$5,394.72	\$299.76
RICCIO, LANCE J	250-Special Education Teacher	\$97,578.00	1.00	0	15	\$0.00	\$0.00	\$9,650.64	\$536.16
ROBERTS, DOUGLAS E	250-Special Education Teacher	\$83,101.06	1.00	0	0	\$0.00	\$0.00	\$8,218.80	\$456.50
ROCKSTROH, MICHAEL W	200-Teacher	\$53,321.00	1.00	0	15	\$0.00	\$0.00	\$5,273.52	\$293.04
ROGERS, STEVEN M	200-Teacher	\$70,598.00	1.00	0	15	\$0.00	\$0.00	\$6,982.32	\$387.84
ROHM, STACY M	250-Special Education Teacher	\$103,780.00	1.00	0	15	\$0.00	\$0.00	\$10,264.00	\$570.24
ROKOSZJUSTIN, MARY KATHRYN	200-Teacher	\$103,780.00	1.00	0	15	\$0.00	\$0.00	\$10,264.00	\$570.24

Name	Position	Base Salary	FTE	Vacation Days	Sick Days	Bonuses	Annuities	Retirement Enhancements	Other Benefits
ROMAN, BRIAN D	250-Special Education Teacher	\$103,780.00	1.00	0	15	\$0.00	\$0.00	\$10,264.00	\$570.24
ROMINE, KRISTEN RUTH	200-Teacher	\$53,960.00	1.00	0	15	\$0.00	\$0.00	\$5,336.64	\$296.40
ROSS, DEREK JUSTEN	200-Teacher	\$57,883.00	1.00	0	15	\$0.00	\$0.00	\$5,724.72	\$318.00
RUBERG, JAMIE S	250-Special Education Teacher	\$81,553.00	1.00	0	15	\$0.00	\$0.00	\$8,065.68	\$448.08
RUFF, JULIE KAY	200-Teacher	\$93,475.00	1.00	0	15	\$0.00	\$0.00	\$9,244.80	\$513.60
RUGGEBERG, MARY KATHRYN	101-Assistant/Associate District Superintendent	\$166,181.00	1.00	25	15	\$0.00	\$0.00	\$16,435.44	\$913.20
RUSSELL, MICHELE LYN	200-Teacher	\$93,475.00	1.00	0	15	\$0.00	\$0.00	\$9,244.80	\$513.60
RYAN, THOMAS S	103-Principal	\$131,072.00	1.00	0	15	\$0.00	\$0.00	\$12,963.12	\$720.24
SALAS, CASSANDRA E	200-Teacher	\$50,769.00	1.00	0	15	\$0.00	\$0.00	\$5,021.04	\$278.88
SANDERS, STEPHANIE D	200-Teacher	\$93,475.00	1.00	0	15	\$0.00	\$0.00	\$9,244.80	\$513.60
SANDERS, TIMOTHY E	250-Special Education Teacher	\$63,892.00	1.00	0	15	\$0.00	\$0.00	\$6,318.96	\$351.12
SCANNELL, RYAN C	200-Teacher	\$63,892.00	1.00	0	15	\$0.00	\$0.00	\$6,318.96	\$351.12
SCHAUBROECK, AMANDA R	200-Teacher	\$70,598.00	1.00	0	15	\$0.00	\$0.00	\$6,982.32	\$387.84
SCHMIT, TODD M	200-Teacher	\$97,578.00	1.00	0	15	\$0.00	\$0.00	\$9,650.64	\$536.16
SCHMULBACH, JEFFREY THOMAS	200-Teacher	\$94,040.00	1.00	0	15	\$0.00	\$0.00	\$9,300.72	\$516.72
SCHREMPF, JENNIFER A	200-Teacher	\$70,598.00	1.00	0	15	\$0.00	\$0.00	\$6,982.32	\$387.84
SCHRIEFER, DAVID T	200-Teacher	\$58,398.00	1.00	0	15	\$0.00	\$0.00	\$5,775.60	\$320.88
SCHRUP, MARIA T	203-English as a Second Language Teacher	\$94,757.00	1.00	0	15	\$0.00	\$0.00	\$9,371.52	\$520.56
SCHULENBERG, ANN C	250-Special Education Teacher	\$103,780.00	1.00	0	15	\$0.00	\$0.00	\$10,264.00	\$570.24
SCHULTE, STEPHANIE R	200-Teacher	\$85,348.00	1.00	0	15	\$0.00	\$0.00	\$8,441.04	\$468.96
SCOTT, IAN WAYNE	103-Principal	\$112,386.00	1.00	0	15	\$0.00	\$0.00	\$11,115.12	\$617.52
SELF, AMY J	250-Special Education Teacher	\$57,883.00	1.00	0	15	\$0.00	\$0.00	\$5,724.72	\$318.00
SEYS, ANGELA MARY	200-Teacher	\$54,353.00	1.00	0	15	\$0.00	\$0.00	\$5,375.52	\$298.56
SHAW, KRISTIN ANNE	200-Teacher	\$91,144.00	1.00	0	15	\$0.00	\$0.00	\$9,014.16	\$500.88
SHEPHERD, GRACE ELIZABETH	200-Teacher	\$54,547.00	1.00	0	15	\$0.00	\$0.00	\$5,394.72	\$299.76
SHEPHERD, TRAVIS N	200-Teacher	\$72,363.00	1.00	0	15	\$0.00	\$0.00	\$7,156.80	\$379.68
SIEDSCHLAW, SUSAN M	200-Teacher	\$102,546.83	1.00	0	15	\$0.00	\$0.00	\$10,141.92	\$563.52
SIERRASANDERS, ALICIA A	152-Special Education Director	\$162,225.00	1.00	25	15	\$0.00	\$0.00	\$16,044.24	\$891.36
SIGEL, ALICIA ANN	250-Special Education Teacher	\$65,708.00	1.00	0	15	\$0.00	\$0.00	\$6,498.56	\$360.96
SILL, AMY N	250-Special Education Teacher	\$83,934.00	1.00	0	15	\$0.00	\$0.00	\$8,301.12	\$461.28
SIMPSON, MEGAN ELISE	200-Teacher	\$49,269.00	1.00	0	15	\$0.00	\$0.00	\$4,872.72	\$270.72
SINGLETON, DEMETRIYONE DAYRON	250-Special Education Teacher	\$49,269.00	1.00	0	15	\$0.00	\$0.00	\$4,872.72	\$270.72
SKOVRONSKI, BRIANNA RACHELL	200-Teacher	\$51,936.00	1.00	0	15	\$0.00	\$0.00	\$5,136.48	\$285.36
SLANKARD, JAMES M	200-Teacher	\$97,578.00	1.00	0	15	\$0.00	\$0.00	\$9,650.64	\$536.16
SLATER, ASHLEY ERIN	200-Teacher	\$57,085.00	1.00	0	15	\$0.00	\$0.00	\$5,645.85	\$313.62
SMITH, DONALD L	124-Dean of Students Admin (admin endorsement held)	\$101,927.00	1.00	0	0	\$0.00	\$0.00	\$0.00	\$0.00
SMITH, JENNIFER M	250-Special Education Teacher	\$54,547.00	1.00	0	15	\$0.00	\$0.00	\$5,394.72	\$299.76
SMITH, KEITH D	200-Teacher	\$93,475.00	1.00	0	15	\$0.00	\$0.00	\$9,244.80	\$513.60

Name	Position	Base Salary	FTE	Vacation Days	Sick Days	Bonuses	Annuities	Retirement Enhancements	Other Benefits
SMITH, MEGAN LAE	124-Dean of Students Admin (admin endorsement held)	\$96,264.00	1.00	0	0	\$0.00	\$0.00	\$0.00	\$0.00
SMITH, SHAYA E	200-Teacher	\$74,172.00	1.00	0	15	\$0.00	\$0.00	\$7,335.60	\$407.52
SMITH, TONYA D	103-Principal	\$127,816.00	1.00	0	15	\$0.00	\$0.00	\$11,587.62	\$643.72
SPRAGG, RACHEL A	200-Teacher	\$48,161.00	1.00	0	15	\$0.00	\$0.00	\$4,763.24	\$264.72
STANFORTH, MARIANN MARIE	200-Teacher	\$86,518.00	1.00	0	15	\$0.00	\$0.00	\$8,556.72	\$475.44
STEVENSON, REBEKAH RAYDEL	200-Teacher	\$83,429.00	1.00	0	15	\$0.00	\$0.00	\$8,251.20	\$458.40
STILES, SUSAN ELIZABETH	200-Teacher	\$110,422.49	1.00	0	15	\$0.00	\$0.00	\$10,920.96	\$606.72
STOCKWELL, JESSICA BROOK	200-Teacher	\$94,757.00	1.00	0	15	\$0.00	\$0.00	\$9,371.52	\$520.56
STOCKWELL, JOEL R	250-Special Education Teacher	\$103,780.00	1.00	0	15	\$0.00	\$0.00	\$10,264.00	\$570.24
STOCKWELL, SARAH MARIE	200-Teacher	\$87,839.00	1.00	0	15	\$0.00	\$0.00	\$8,687.28	\$482.64
STONE, COURTNEY M	200-Teacher	\$100,679.00	1.00	0	15	\$0.00	\$0.00	\$9,957.32	\$553.10
STOUT, MANDI M	200-Teacher	\$81,263.00	1.00	0	15	\$0.00	\$0.00	\$8,037.08	\$446.40
SULLIVAN, KRISTIE DANIELLE	200-Teacher	\$84,408.00	1.00	0	15	\$0.00	\$0.00	\$8,348.16	\$463.68
SWIGART, JENNIFER J	250-Special Education Teacher	\$73,662.00	1.00	0	15	\$0.00	\$0.00	\$7,285.20	\$404.64
SZUMINSKI, MADELINE MARIE	200-Teacher	\$49,269.00	1.00	0	15	\$0.00	\$0.00	\$4,872.72	\$270.72
TACKERFRERKER, JENNIFER M	250-Special Education Teacher	\$103,780.00	1.00	0	15	\$0.00	\$0.00	\$10,264.00	\$570.24
TADLOCK, ANDREW BRIAN	200-Teacher	\$88,614.62	0.94	0	15	\$0.00	\$0.00	\$8,764.13	\$486.91
TAGALDAIN, RASHA	203-English as a Second Language Teacher	\$58,398.00	1.00	0	15	\$0.00	\$0.00	\$5,775.60	\$320.88
TAHENY, BRIDGET NANN	200-Teacher	\$55,801.00	1.00	0	15	\$0.00	\$0.00	\$5,518.80	\$306.48
TAYLOR, JAZMIN NIKOLE	200-Teacher	\$65,558.00	1.00	0	15	\$0.00	\$0.00	\$6,483.84	\$360.24
TAYLOR, VENESSA M	200-Teacher	\$114,721.79	1.00	0	15	\$0.00	\$0.00	\$11,346.08	\$630.24
TERRONEZ, DAVID A	200-Teacher	\$93,475.00	1.00	0	15	\$0.00	\$0.00	\$9,244.80	\$513.60
TEWKSBURY, LILY KATHRYN IVEY	207-Speech Language Pathology Teacher	\$32,812.92	0.38	0	15	\$0.00	\$0.00	\$3,325.81	\$180.32
THIES, JUSTIN J	250-Special Education Teacher	\$87,311.00	1.00	0	15	\$0.00	\$0.00	\$8,635.20	\$479.76
THOMAS, KARA JAYNE MCNALL	200-Teacher	\$70,598.00	1.00	0	15	\$0.00	\$0.00	\$6,982.32	\$387.84
THOMASJOHNSON, LORI M	250-Special Education Teacher	\$103,780.00	1.00	0	15	\$0.00	\$0.00	\$10,264.00	\$570.24
THOMPSON, SUSAN E	200-Teacher	\$93,475.00	1.00	0	15	\$0.00	\$0.00	\$9,244.80	\$513.60
TOBIN, LINDA R	200-Teacher	\$103,780.00	1.00	0	15	\$0.00	\$0.00	\$10,264.00	\$570.24
TOLLENAER, MICHAEL S	200-Teacher	\$81,263.00	1.00	0	15	\$0.00	\$0.00	\$8,037.08	\$446.40
TRASK, SHAWN D	200-Teacher	\$103,780.00	1.00	0	15	\$0.00	\$0.00	\$10,264.00	\$570.24
TRENARY, DANIEL L	200-Teacher	\$93,475.00	1.00	0	15	\$0.00	\$0.00	\$9,244.80	\$513.60
TRENARY, JENNIFER K	200-Teacher	\$103,780.00	1.00	0	15	\$0.00	\$0.00	\$10,264.00	\$570.24
TRIGUEROS, MARIA SOLEDAD	203-English as a Second Language Teacher	\$66,766.00	1.00	0	15	\$0.00	\$0.00	\$6,603.12	\$366.96
TRIMBLE, JENNIFER ANN	200-Teacher	\$77,650.00	1.00	0	15	\$0.00	\$0.00	\$7,679.76	\$426.72
TUBBS, ISAIAH LEE	200-Teacher	\$50,402.00	1.00	0	15	\$0.00	\$0.00	\$4,984.80	\$276.96
TURNIPSEED, SEAN W	200-Teacher	\$65,558.00	1.00	0	15	\$0.00	\$0.00	\$6,483.84	\$360.24
TYLER, KELLY L	200-Teacher	\$87,311.00	1.00	0	15	\$0.00	\$0.00	\$8,635.20	\$479.76
VANDEWALLE, STEVEN A	200-Teacher	\$93,475.00	1.00	0	15	\$0.00	\$0.00	\$9,244.80	\$513.60

Name	Position	Base Salary	FTE	Vacation Days	Sick Days	Bonuses	Annuities	Retirement Enhancements	Other Benefits
VANDEWATER, MEGAN NICOLE	200-Teacher	\$53,321.00	1.00	0	15	\$0.00	\$0.00	\$5,273.52	\$293.04
VANDYGRIFF, BAILIE RAE	200-Teacher	\$72,363.00	1.00	0	15	\$0.00	\$0.00	\$7,156.80	\$397.68
VANKIRK, KIMBERLY A	250-Special Education Teacher	\$93,475.00	1.00	0	15	\$0.00	\$0.00	\$9,244.80	\$513.60
VANOPDORP, KILEY ANN	200-Teacher	\$77,089.00	1.00	0	15	\$0.00	\$0.00	\$7,624.12	\$423.60
VANVOOREN, DEAN R	200-Teacher	\$103,780.00	1.00	0	15	\$0.00	\$0.00	\$10,264.00	\$570.24
VARNES, CHRISTI ALAINE	103-Principal	\$133,702.00	1.00	0	15	\$0.00	\$0.00	\$13,223.28	\$734.64
VELOZ, ANASTASIA NICOLE	200-Teacher	\$49,269.00	1.00	0	15	\$0.00	\$0.00	\$4,872.72	\$270.72
VENS, SARAH CHRISTINE	200-Teacher	\$77,927.00	1.00	0	15	\$0.00	\$0.00	\$7,707.12	\$428.16
VERLINDEN, JON A	200-Teacher	\$93,475.00	1.00	0	15	\$0.00	\$0.00	\$9,244.80	\$513.60
VERMEIRE, JULIA ANN	200-Teacher	\$85,348.00	1.00	0	15	\$0.00	\$0.00	\$8,441.04	\$468.96
VERSCHORRE, KYLE J	200-Teacher	\$60,813.00	1.00	0	15	\$0.00	\$0.00	\$6,014.40	\$334.08
VERSLUIS, CHRISTOPHER T	200-Teacher	\$54,547.00	1.00	0	15	\$0.00	\$0.00	\$5,394.72	\$299.76
VERSLUIS, PATRICK J	103-Principal	\$131,072.00	1.00	0	15	\$0.00	\$0.00	\$12,963.12	\$720.24
VERSLUIS, TIFFANY R	200-Teacher	\$93,475.00	1.00	0	15	\$0.00	\$0.00	\$9,244.80	\$513.60
VERSTRAETE, AMY J	200-Teacher	\$103,780.00	1.00	0	15	\$0.00	\$0.00	\$10,264.00	\$570.24
VERYZER, JENNIFER M	200-Teacher	\$96,936.00	1.00	0	15	\$0.00	\$0.00	\$9,587.04	\$532.56
VOGEL, ANDREW DEAN	200-Teacher	\$60,102.00	1.00	0	15	\$0.00	\$0.00	\$5,944.08	\$330.24
VOIGT, SCOTT STUART	200-Teacher	\$108,364.00	1.00	0	15	\$0.00	\$0.00	\$10,717.28	\$595.44
VOSS, MAGGI B	200-Teacher	\$92,627.00	1.00	0	15	\$0.00	\$0.00	\$9,160.80	\$509.04
VROMAN, JACOB A	200-Teacher	\$55,801.00	1.00	0	15	\$0.00	\$0.00	\$5,518.80	\$306.48
VROMAN, KELLY L	250-Special Education Teacher	\$83,220.00	1.00	0	15	\$0.00	\$0.00	\$8,230.56	\$457.20
VROMAN, LAURA Y	200-Teacher	\$90,395.37	1.00	0	15	\$0.00	\$0.00	\$8,940.28	\$496.67
VROMAN, ZACHARY B	200-Teacher	\$67,197.00	1.00	0	15	\$0.00	\$0.00	\$6,645.84	\$369.12
VROMANLOPEZ, CANDACE	250-Special Education Teacher	\$77,089.00	1.00	0	15	\$0.00	\$0.00	\$7,624.12	\$423.60
WALDEN, AMANDA MICHELLE	200-Teacher	\$65,489.00	1.00	0	15	\$0.00	\$0.00	\$6,476.88	\$359.76
WALES, JILLIAN DANA E	200-Teacher	\$51,936.00	1.00	0	15	\$0.00	\$0.00	\$5,136.48	\$385.36
WALKER, CALIE KIRSTEN	200-Teacher	\$47,078.00	1.00	0	15	\$0.00	\$0.00	\$4,656.00	\$258.72
WALLARAB, TIFFANI DEBRA KAY	200-Teacher	\$70,610.00	1.00	0	15	\$0.00	\$0.00	\$6,983.36	\$388.08
WALLS, PATRICIA R	154-Supervisor of More Than One School Support Personnel Area	\$103,780.00	1.00	0	15	\$0.00	\$0.00	\$10,264.00	\$570.24
WATKINS, ONITA DAWN	250-Special Education Teacher	\$77,089.00	1.00	0	15	\$0.00	\$0.00	\$7,624.12	\$423.60
WAYLAND, JESSE W	200-Teacher	\$100,679.00	1.00	0	15	\$0.00	\$0.00	\$9,957.36	\$553.20
WEBER, AMANDA LYNNE	200-Teacher	\$90,544.00	1.00	0	15	\$0.00	\$0.00	\$8,954.88	\$497.52
WEBER, WADE T	200-Teacher	\$88,508.00	1.00	0	15	\$0.00	\$0.00	\$8,753.52	\$486.24
WHITAKER, JEFFREY C	103-Principal	\$151,500.00	1.00	25	15	\$0.00	\$0.00	\$14,983.44	\$832.32
WICKARD, CHAD E	250-Special Education Teacher	\$99,166.00	1.00	0	15	\$0.00	\$0.00	\$9,807.60	\$544.80
WIELAND, LINDSEY RAQUEL	200-Teacher	\$41,959.86	0.85	0	15	\$0.00	\$0.00	\$4,149.88	\$230.53
WIGGINS, JENNIFER ANNE	200-Teacher	\$18,213.34	0.20	0	15	\$0.00	\$0.00	\$1,801.30	\$100.08
WILLIAMS, JARRIN LEE	200-Teacher	\$81,263.00	1.00	0	15	\$0.00	\$0.00	\$8,037.08	\$446.40

Name	Position	Base Salary	FTE	Vacation Days	Sick Days	Bonuses	Annuities	Retirement Enhancements	Other Benefits
WILLIAMS, LASHANTA	121-Administrator in a Bilingual Education Program	\$129,516.00	1.00	0	15	\$0.00	\$0.00	\$12,809.28	\$711.60
WILLIAMS, LISA M	200-Teacher	\$79,364.00	1.00	0	15	\$0.00	\$0.00	\$7,849.20	\$436.08
WILLIAMS, NASHIRA BRIANNE	203-English as a Second Language Teacher	\$59,741.00	1.00	0	15	\$0.00	\$0.00	\$5,908.52	\$328.32
WILLIAMS, RENEE M	200-Teacher	\$103,780.00	1.00	0	15	\$0.00	\$0.00	\$10,264.00	\$570.24
WILLIAMS, SHARON DENISE	100-District Superintendent	\$16,923.00	0.08	4	2	\$0.00	\$0.00	\$418.43	\$23.25
WILLIAMS, SUSANA	203-English as a Second Language Teacher	\$70,598.00	1.00	0	15	\$0.00	\$0.00	\$6,982.32	\$387.84
WILMINGTON, EBONIE R	200-Teacher	\$90,544.00	1.00	0	15	\$0.00	\$0.00	\$8,954.88	\$497.52
WILSON, JADIEM D	104-Assistant Principal	\$107,832.00	1.00	0	15	\$0.00	\$0.00	\$10,664.64	\$592.56
WILSON, PATRICIA Y	203-English as a Second Language Teacher	\$79,889.00	0.98	0	15	\$0.00	\$0.00	\$7,901.05	\$438.96
WINN ROMKEY, KORAH DEANNE	203-English as a Second Language Teacher	\$86,518.00	1.00	0	15	\$0.00	\$0.00	\$8,556.72	\$475.44
WITHERSPOON, EMILY NICOLE	200-Teacher	\$48,161.00	1.00	0	15	\$0.00	\$0.00	\$4,763.24	\$264.72
WOODS, CARMEN MICHELLE	104-Assistant Principal	\$110,412.00	1.00	0	15	\$0.00	\$0.00	\$10,919.76	\$606.72
WYNN, LOGAN R	200-Teacher	\$76,470.00	1.00	0	15	\$0.00	\$0.00	\$7,562.88	\$420.24
YODTS, ABBIGAIL ELIZABETH	200-Teacher	\$48,161.00	1.00	0	15	\$0.00	\$0.00	\$4,763.24	\$264.72
YOUNG, KELLY C	200-Teacher	\$68,876.00	0.92	0	15	\$0.00	\$0.00	\$6,811.92	\$378.48
ZARLATANES, JULIE R	200-Teacher	\$103,780.00	1.00	0	15	\$0.00	\$0.00	\$10,264.00	\$570.24
ZIGLER, PAULA JEAN	200-Teacher	\$82,349.00	1.00	0	15	\$0.00	\$0.00	\$8,144.40	\$452.40

Totals

Distinct Employee Count: 461

Distinct Positions Count: 461

Total Positions Count: 461

Vacation Days: 354

Sick Days: 6711


Base Salary: \$38,170,570.42

Bonuses: \$0.00

Annuities: \$0.00

Retirement Enhancements: \$3,691,649.12

Other Benefits: \$205,087.21



Sharon Williams, Ed.D.
Superintendent of Schools


To: RIMSD 41 Board of Education
From: Dr. Sharon Williams
Date: September 24, 2024
Re: Director of Building Operations

After an extensive search that began in the spring, we are recommending Joshua Becker as our Director of Building Operations. In the latest round of interviews, five candidates were screened and interviewed by a diverse panel of employees. Two candidates were selected for final interviews, with Mr. Becker standing out as the best candidate to move forward.

Mr. Becker is an operations leader with seven years of experience as a manager in the grounds management and maintenance field. He has an Associate's of Science Degree in Sports Turf Management and is currently serving as the Grounds Manager at Augustana College where he leads a team of seven and additional seasonal staff. Mr. Becker is a key member of the facilities team at Augustana and assists with budget preparation and management, coordinates purchasing of capital equipment, grounds supplies and maintenance equipment. His department manages a fleet of 60+ vehicles and maintenance equipment. Mr. Becker's references are impeccable and describe him as dependable, patient and a resourceful leader who leads by example. Multiple references spoke about Mr. Becker's work ethic and his drive to get the job done right.

It is recommended the Board of Education approve the appointment of Joshua Becker to the position of Director of Building Operations for the 2024-25 school year at the salary of \$102,505.

Investment Period: One year contract
Total Investment: \$102,505
Funding Source: District



Sharon Williams, Ed.D.
Superintendent of Schools

To: RIMSD 41 Board of Education
From: Dr. Sharon Williams
Date: September 24, 2024
Re: Assistant Superintendent of Human Resources

The selection process for the Assistant Superintendent of Human yielded a pool of 13 candidates. Four candidates were invited to the interview process, of the four candidates invited, three accepted the invitation and were interviewed. Two candidates were invited to final interviews with Dr. Dominique Moore selected as the recommended candidate. The selection process included screening, an in-person panel interview, a pre-interview task, a presentation to the selection team, and a post-interview scenario and writing sample.

Dr. Moore is an experienced leader with a strong background in curriculum and instruction, organizational leadership and human resources. She has earned her Superintendent's endorsement, and a Certificate in Human Capital Leaders in Education (pHCLE). Dr. Moore has served as a school leader for four years and a central office leader for one year as the Director of Human Resources in the Prairie-Hills School District.

Dr. Moore's references describe her as organized, meticulous and a problem solver who demonstrates the ability to build a collaborative team and models interpersonal skills. The combination of school and district leadership and strong curriculum and instruction and grant writing skills makes Dr. Moore the ideal candidate to lead the Human Resources Division.

It is recommended the Board of Education approve the appointment of Dr. Dominique Moore to the position of Assistant Superintendent of Human Resources for the 2024-25 school year at the salary of \$146,767 (Level 2, Step 2 based on 2024-25 salary scale).

Investment Period: One year contract
Total Investment: \$146,767 (salary)
Funding Source: District