

Budget Hearing

Monday, September 18, 2023 5:45 PM

Central 301 District Office, 275 South St, P.O. Box 396, Burlington, IL 60109

1. **Meeting Call to Order - Vice-President Nolan**

2. **Review any Budget Changes**

3. **Public Comment**

4. **Adjourn**

**FY 2024
Final Budget
Presentation**

**Daina Pflug
Business Manager**

September 18, 2023



CENTRAL
SCHOOL DISTRICT 301

2022-2023 Budget Review



Revenues exceeded Expenditures in all funds except in the Education and Tort funds

- **These deficits were intentional to reduce fund balances**

Positive fund balances in all funds at the start of FY24

- **These reserves will help cover deficits over the next years with capital projects**

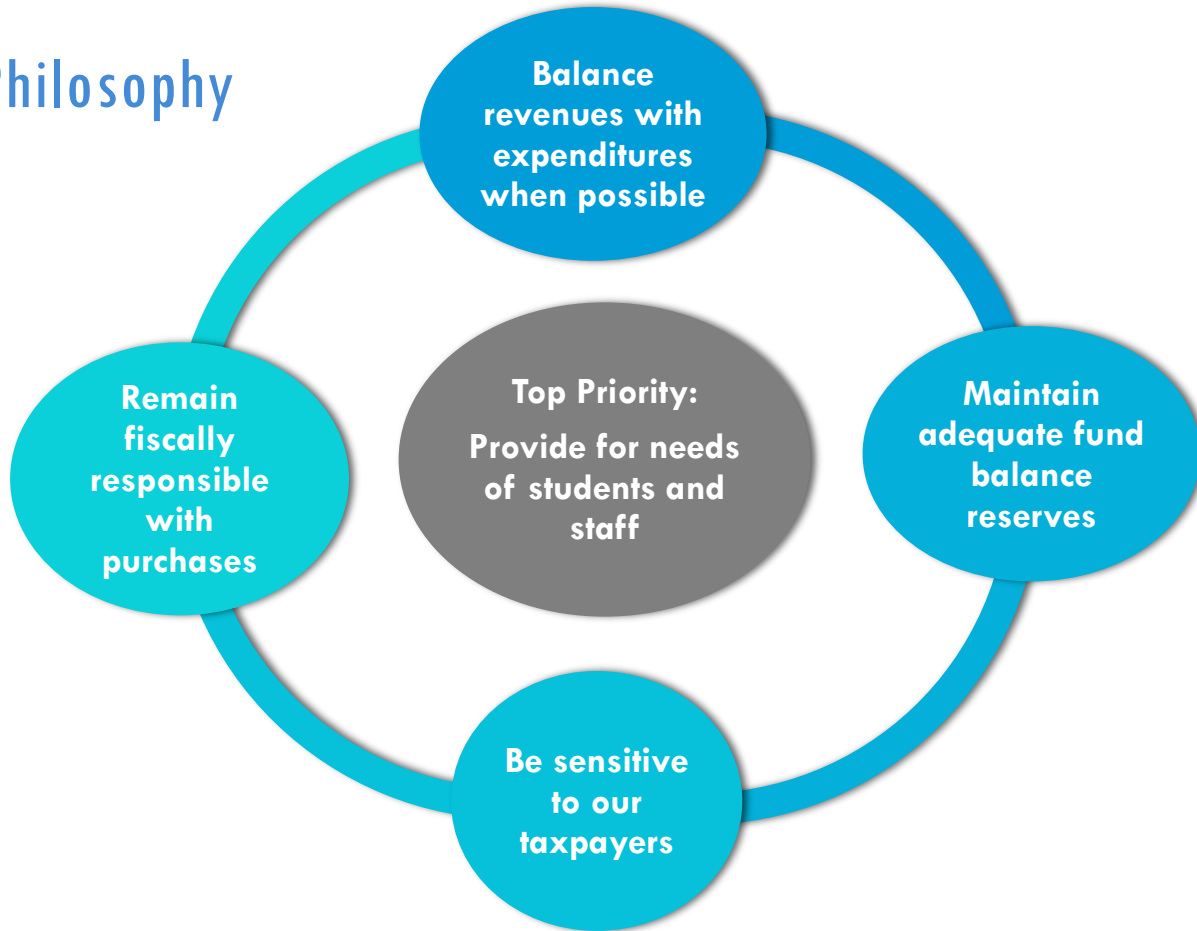
Major capital projects completed

- **O&M/Transportation Building**
- **CT/PKMS cafeteria expansions**
- **CT parking lot repairs**

Capitalized on Annual renewal payments

- **Paid for most FY24 supplies in FY23**
- **Paid technology software, tuition and curriculum renewals in advance**

Budgeting Philosophy



Budgeting Considerations

Local property taxes are the primary source of revenues

State revenues are critical
Evidence-Based Funding (EBF)

Salaries and Benefits are largest expenditures

Support instructional and curriculum needs

Address major capital improvement projects

Cover routine operating cost increases

Sources of Revenues



Local Revenues

Property Taxes
Registration Fees
Technology Fees
Lunches
Athletics
Transition Fees



State Revenues

Evidence-Based Funding
Career and Tech Ed
Drivers Ed
Transportation
(Regular and Special Ed)
Special Education

- **Private Facility**
- **Orphanage**



Federal Revenues

National School Lunch
Title I, II, III, IV Grants
Special Ed IDEA Grants

- **IDEA Flow Through**
 - **IDEA Preschool**

Medicaid
Perkins IV
ESSER III
ARP Special Ed

Revenue Assumptions

Local Taxes	Evidence-Based Funding	State Categoricals	Impact Fees	Transition Fees
Fall 50% Tax Distribution	Projected at \$12,058,748 for FY24	Projected to be delayed one payment at end of FY24	Projected at \$1,000,000	Projected at \$30,000
Projected 50% Spring Tax Distribution	New tier funds of \$2,992,208	FY23 Received 4 payments. One from FY22 and 3 for FY23	Last year received \$1,103,287	Last year received \$14,420
Total local taxes approx. \$61.7 million including Bond & Interest	Tier 1 in the EBF calculations	Budgeted for 1 from FY23 and 3 for FY24	Dependent on new housing permits	

Expenditure Objects

Salaries

Benefits

Purchase
Services

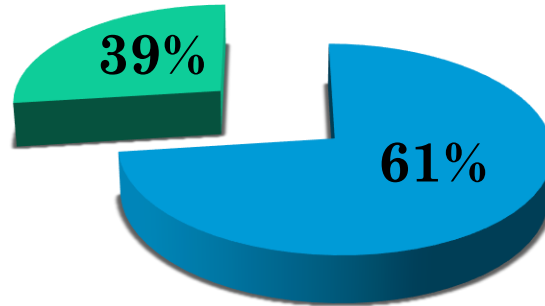
Supplies

Capital
Outlays

Dues & Fees

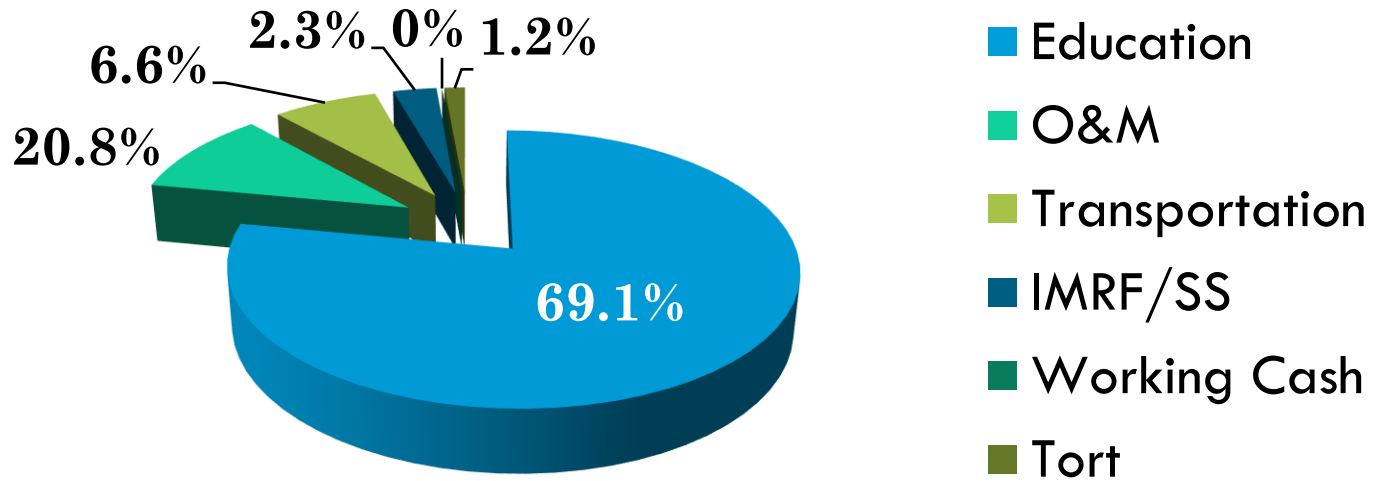
Non-Capital
Outlays

Approximate Expenditures for All Operating Funds



- Salaries & Benefits
- All Other Sources

Total Expenditures by Fund FY24



Expenditure Assumptions



Salaries and Benefits

Adjusted for BEST/CEA salaries from contracts

Adjusted for benefits increases



Staffing/FTEs

Adjusted for staff changes and additional FTEs



Capital Improvement Projects

CHS 20 Classroom Addition and Renovations
Generators
District Office Renovation
Possible New HS Planning



Increased Costs

Bus Fuel, Bus Leases
Utilities
Insurance
Food Supplies
Special Ed Tuition
Curriculum
Technology

Key Components - Education Fund

Expenditure Item	2023-2024
Elementary Classroom Salaries	6,976,315
MS Classroom Salaries	4,095,152
HS Classroom Salaries	5,403,720
Athletic Salaries	844,280
Total Education Fund Salaries	33,570,709

Key Components - Education Fund

Expenditure Item	2023-2024
Total Food Service	1,866,615
Special Ed Tuition	4,970,000
Technology Budget	2,794,855
Total Education Expenditures	58,434,596

Key Components - O&M Fund

Expenditure Item	2023-2024
Custodial, Maintenance, Grounds Salaries	2,331,955
Purchased Services	1,322,300
Supplies	1,469,000
Capital Outlay	11,665,000
Total O&M Expenditures	17,603,370

Key Components - Transportation Fund

Expenditure Item	2023-2024
Salaries	2,461,740
Bus Leases	1,780,056
Fuel	500,000
Contingency	50,000
Total Transportation Expenditures	5,557,601

Key Components - Remaining Funds

Expenditure Item	2023-2024
Debt Service (Bonds, Debt Certificates)	9,236,476
IMRF, Social Security, Medicare	1,923,966
Capital Projects Fund	550,000
Working Cash	0
Tort (Property Insurance, Legal, Unemployment, Worker Comp)	995,000

FY24 Fund Summary

Fund	Projected Revenues	Projected Expenditures	Difference
Education (no TRS)	\$ 58,434,596	\$58,258,312	\$176,284
O&M	\$ 11,192,798	\$17,603,370	\$(6,410,572)
Transportation	\$5,798,784	\$5,557,601	\$241,183
IMRF/Social Security	\$1,984,100	\$1,923,966	\$60,134
Capital Projects	\$555,350	\$550,000	\$5,350
Working Cash	\$146,810	\$0	\$146,810
Tort	\$999,374	\$995,000	\$4,374

Projected Balances FY24

Fund	7/1/23 Unaudited Fund Balance	FY24 Budget Revenues +/- Expenditures	6/30/24 Projected Fund Balance
Education	\$26,880,230	\$176,284	\$27,056,514
O&M	\$8,848,111	\$(6,410,572)	\$2,437,539
Debt Service	\$5,313,052	\$156,865	\$5,469,917
Transportation	\$7,040,190	\$241,183	\$7,281,373
IMRF/SS	\$2,798,084	60,134	\$2,858,218
Capital Projects	\$4,621,156	\$5,350	\$4,626,506
Working Cash	\$2,769,010	\$146,810	\$2,915,820
Tort	\$535,710	\$4,374	\$540,084

Future Issues and Concerns



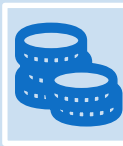
Future costs with increasing enrollments

Staffing-FTE increases
Building capacities maxed out
Transportation parking hub-more buses



Future increase in costs related to economic factors

Staffing shortage in some departments
Supply chain delays
Increased costs on supplies, fuel, food



State of IL fiscal problems

Property Tax Relief Task Force
PTELL Reform-Limits new construction to 50% of assessed value
Property tax freeze with 0% CPI



ESSA curriculum requirements

High School requirements
College and Career Readiness Indicators

Any Questions?



2023-2024 Budget Revisions-Revenues

Education Fund

Account Number	Description	Tentative Budget	Final Budget	Difference
10R000 3999 0000 00 000000 0000	Other State Revenue-Teacher Vacancy Grant	\$ 5,000	\$ 100,747	\$ 95,747
Total Adjustment-Education Fund		\$ 5,000	\$ 100,747	\$ 95,747

Total \$ 95,747

2023-2024 Budget Revisions-Expenditures

Education Fund

Account Number	Description	Tentative Budget	Final Budget	Difference
10E004 1110 1100 00 000000 0000	Teacher Salary	2,030,600	2,035,450	4,850
10E004 1110 1140 00 000000 0000	Mentor	5,000	4,650	(350)
10E010 1110 1100 00 000000 0000	Teacher Salary	1,984,400	1,985,935	1,535
10E003 1120 1100 00 000000 0000	Teacher Salary	1,273,930	1,289,530	15,600
10E002 1130 1100 00 000000 0000	Teacher Salary	5,086,650	5,094,225	7,575
10E002 1130 1120 00 000000 0000	Longevity	34,390	32,565	(1,825)
10E002 1130 1130 00 000000 0000	Salary Add On	163,450	153,390	(10,060)
10E002 1205 1100 00 000000 0000	Special Ed Teacher Salary	538,140	546,640	8,500
10E002 1205 1140 00 000000 0000	Special Ed Mentor	4,400	3,300	(1,100)
10E002 1205 1150 00 000000 0000	Special Ed Aide Salary	139,615	136,550	(3,065)
10E004 1205 1150 00 000000 0000	Special Ed Aide Salary	129,025	128,795	(230)
10E010 1205 1150 00 000000 0000	Special Ed Aide Salary	208,185	206,685	(1,500)
10E001 1205 3320 00 000000 0000	Special Ed Travel	1,500	3,000	1,500
10E001 1205 4100 00 000000 0000	Special Ed Supplies	-	1,500	1,500
10E001 1205 6400 00 000000 0000	Special Ed Dues and Fees	-	2,100	2,100
10E001 1225 1000 00 000000 0000	Early Childhood Coordinator Salary	66,400	15,000	(51,400)
10E010 1225 1150 00 000000 0000	Aide Salaries	60,100	59,725	(375)
10E001 1225 2110 00 000000 0000	Early Childhood Teacher Retirement	6,660	-	(6,660)
10E001 1225 2160 00 000000 0000	Early Childhood TRS Surcharge Expense	430	-	(430)
10E001 1225 2210 00 000000 0000	Early Childhood Life Insurance	114	-	(114)
10E001 1225 2220 00 000000 0000	Early Childhood Medical	27,270	13,635	(13,635)
10E001 1225 2230 00 000000 0000	Early Childhood Dental	1,520	760	(760)
10E001 1225 2250 00 000000 0000	Early Childhood Long Term Disability	155	-	(155)
10E001 1225 2290 00 000000 0000	Early Childhood Teacher Retirement Insurance	1,162	-	(1,162)
10E008 1250 1100 00 000000 0000	Reading Teacher Salary	130,145	131,815	1,670
10E003 1500 1100 00 000000 0000	Coaching Salary	45,000	44,300	(700)
10E001 2130 1100 00 000000 0000	Lead Nurse	67,545	68,385	840
10E001 2212 1100 00 000000 0000	Instructional Coaches Salary	882,750	885,420	2,670
10E010 2220 1100 00 000000 0000	Librarian Salary	49,610	51,025	1,415
10E001 2320 1100 00 000000 0000	Asst Superintendent of HR Salary	-	144,870	144,870
10E001 2320 1110 00 000000 0000	Admin Assistant Salaries	118,540	193,540	75,000
10E001 2320 2110 00 000000 0000	Retirement	24,240	38,750	14,510
10E001 2320 2160 00 000000 0000	TRS Surcharge Expense	1,565	2,500	935
10E001 2320 2210 00 000000 0000	Life Insurance	265	540	275
10E001 2320 2220 00 000000 0000	Medical Insurance	65,445	119,980	54,535
10E001 2320 2230 00 000000 0000	Dental Insurance	3,110	5,000	1,890
10E001 2320 2250 00 000000 0000	Disability Insurance	350	680	330
10E001 2320 2290 00 000000 0000	Teachers Retirement Insurance	4,230	6,760	2,530
10E001 2330 1100 00 000000 0000	Assistant Director Salary	66,400	117,800	51,400
10E001 2330 2110 00 000000 0000	Teacher Retirement	21,605	28,260	6,655
10E001 2330 2160 00 000000 0000	TRS Surcharge Expense	1,395	1,825	430
10E001 2330 2210 00 000000 0000	Life Insurance	345	435	90
10E001 2330 2220 00 000000 0000	Medical Insurance	67,775	81,410	13,635

2023-2024 Budget Revisions-Expenditures

Education Fund

Account Number	Description	Tentative Budget	Final Budget	Difference
10E001 2330 2230 00 000000 0000	Dental Insurance	3,110	3,870	760
10E001 2330 2250 00 000000 0000	Disability Insurance	500	655	155
10E001 2330 2290 00 000000 0000	Teacher Retirement Insurance	3,770	4,930	1,160
10E005 2410 7100 00 000000 0000	Non-Capital Outlay	5,000	13,000	8,000
10E001 2520 1000 00 000000 0000	Assistant Supt of Human Resources Salary	144,875	-	(144,875)
10E001 2520 1100 00 000000 0000	HR/Payroll Salary	275,355	200,355	(75,000)
10E001 2520 2110 00 000000 0000	Teacher Retirement	26,380	11,870	(14,510)
10E001 2520 2160 00 000000 0000	TRS Surcharge Expense	1,700	765	(935)
10E001 2520 2210 00 000000 0000	Life Insurance	950	675	(275)
10E001 2520 2220 00 000000 0000	Medical Insurance	224,970	170,435	(54,535)
10E001 2520 2230 00 000000 0000	Dental Insurance	10,790	8,900	(1,890)
10E001 2520 2250 00 000000 0000	Long Term Disability	825	495	(330)
10E001 2520 2290 00 000000 0000	Teachers Retirement Insurance	4,605	2,075	(2,530)
10E002 2560 1190 00 000000 0000	Food Service Salary	170,140	172,120	1,980
10E002 1130 3100 00 322000 0000	CTE Purchase Services	5,301	11,525	6,224
10E002 1130 4100 00 322000 0000	CTE Supplies	13,574	18,563	4,989
10E002 1130 7100 00 322000 0000	CTE Non-Capital Outlay	37,383	1,200	(36,183)
10E002 2210 1100 00 322000 0000	CTE Salaries	1,040	1,500	460
10E002 2210 3100 00 322000 0000	CTE Purchase Services	246	4,840	4,594
10E001 1100 1130 00 399900 0000	Teacher Vacancy Salaries	-	40,000	40,000
10E001 2110 3100 00 399900 0000	Teacher Vacancy Purchase Services	-	30,000	30,000
10E001 2640 4100 00 399900 0000	Teacher Vacancy Supplies	-	30,747	30,747
10E001 1110 4100 00 460000 0000	IDEA Preschool Supplies	6,847	4,425	(2,422)
10E001 2210 3190 00 460000 0000	IDEA Preschool Purchase Services	3,608	4,000	392
10E001 1200 3190 00 462000 0000	IDEA FT Purchase Services	30,000	25,000	(5,000)
10E001 1200 4100 00 462000 0000	IDEA FT Supplies	35,000	25,000	(10,000)
10E001 2110 1100 00 462000 0000	IDEA FT Salaries	30,677	-	(30,677)
10E001 2110 2110 00 462000 0000	IDEA FT Teacher Retirement Ins	6,747	-	(6,747)
10E001 2110 2160 00 462000 0000	IDEA FT TRS Surcharge Expense	207	-	(207)
10E001 2110 2210 00 462000 0000	IDEA FT Life Insurance	23	-	(23)
10E001 2110 2220 00 462000 0000	IDEA FT Medical	4,541	-	(4,541)
10E001 2110 2230 00 462000 0000	IDEA FT Dental	250	-	(250)
10E001 2110 2290 00 462000 0000	IDEA FT Teacher Retirement Ins	560	-	(560)
10E001 2110 3100 00 462000 0000	IDEA FT Contracted Services	15,577	-	(15,577)
10E001 2140 3140 00 462000 0000	IDEA FT Psychological Services	10,000	30,000	20,000
10E001 2150 3100 00 462000 0000	IDEA FT Speech Services	43,500	40,000	(3,500)
10E001 2210 3100 00 462000 0000	IDEA FT Purchase Services	85,077	50,000	(35,077)
10E001 2300 1000 00 462000 0000	IDEA FT Salaries	-	41,382	41,382
10E001 2300 2110 00 462000 0000	IDEA FT Teacher Retirement	-	8,913	8,913
10E001 2300 2160 00 462000 0000	IDEA FT TRS Surcharge Expense	-	264	264
10E001 2300 2290 00 462000 0000	IDEA FT Teacher Retirement Ins	-	715	715
10E001 2550 3320 00 462000 0000	IDEA FT Purchase Services	13,000	10,000	(3,000)
10E001 2660 3160 00 462000 0000	IDEA FT Contracted Services	11,000	13,000	2,000

2023-2024 Budget Revisions-Expenditures

Education Fund

Account Number	Description	Tentative Budget	Final Budget	Difference
10E001 4120 3190 00 462000 0000	IDEA FT Payments to Other Govt	320,000	275,000	(45,000)
10E001 4220 6700 00 462000 0000	IDEA FT Payments to Other Govt/Tuition	359,328	310,341	(48,987)
10E002 1130 3100 00 474500 0000	Perkins Purchase Services	6,830	11,533	4,703
10E002 1130 4100 00 474500 0000	Perkins Supplies	6,720	2,662	(4,058)
10E002 1130 7100 00 474500 0000	Perkins Non-Capital Outlay	5,000	-	(5,000)
10E002 2120 3100 00 474500 0000	Perkins Purchase Services	-	3,755	3,755
10E002 2230 4100 00 474500 0000	Perkins Assessment and Testing	2,400	3,000	600
10E001 1100 3100 00 490900 0000	Title III Purchase Services	25,738	34,500	8,762
10E001 2210 3190 00 490900 0000	Title III Purchase Services	13,203	13,250	47
10E001 2210 4100 00 490900 0000	Title III Supplies	3,550	-	(3,550)
10E001 2230 4100 00 490900 0000	Title III Supplies	-	500	500

Total Adjustment-Education Fund

\$ 15,283,308	\$ 15,272,490	\$ (10,818)
----------------------	----------------------	--------------------

IMRF/SS Fund

Account Number	Description	Tentative Budget	Final Budget	Difference
50E001 1225 2140 00 000000 0000	Medicare	1,395	-	(1,395)
50E001 2320 2120 00 000000 0000	IMRF	11,175	25,910	14,735
50E001 2320 2130 00 000000 0000	FICA	9,350	8,385	(965)
50E001 2320 2140 00 000000 0000	Medicare	9,010	12,000	2,990
50E001 2330 2140 00 000000 0000	Medicare	4,615	11,150	6,535
50E001 2520 2120 00 000000 0000	IMRF	22,735	8,000	(14,735)
50E001 2520 2130 00 000000 0000	FICA	29,910	30,875	965
50E001 2520 2140 00 000000 0000	Medicare	6,995	4,005	(2,990)

Total Adjustment-IMRF/SS Fund

\$ 95,185	\$ 100,325	\$ 5,140
------------------	-------------------	-----------------



2023 – 2024 Final Budget

Board of Education

Jeff Gorman, President
Dr. Eric Nolan, Vice President
Marc Falk, Secretary
Junaid Afeef
Dornetria Hemphill
Morgan Pappas
Fred Vogt

Administration

Dr. Esther Mongan, Superintendent
Daina Pflug, Business Manager

September 18, 2023

CENTRAL COMM UNIT SCHOOL DISTRICT 301					
BUDGET 2023-2024					
ACCOUNT NUMBER	DESCRIPTION	2023-2024 FINAL BUDGET	2022-2023 FINAL BUDGET	2022-2023 ACTUAL (UNAUDITED)	2022-2023 BUDGET vs ACTUAL
EDUCATION FUND (FUND 10)					
REVENUE FROM LOCAL SOURCES					
10R000 1110 0000 00 000000 0000	TAXES, EARLY	17,407,774.00	16,285,362.00	15,862,309.86	-2.60%
10R001 1110 0000 00 000000 0000	TAXES, BUDGET YEAR	16,224,448.00	14,205,494.00	14,271,546.43	0.46%
10R000 1140 0000 00 000000 0000	SPECIAL ED, EARLY	3,519,836.00	3,399,552.00	3,329,131.87	-2.07%
10R001 1140 0000 00 000000 0000	SPECIAL ED, BUDGET YEAR	3,405,121.00	2,940,546.00	2,954,205.05	0.46%
10R001 1510 0000 00 000000 0000	INTEREST - SWEEP ACCOUNT	450,000.00	210,000.00	705,050.68	235.74%
10R003 1510 0000 00 000000 0000	INTEREST - DISTRIBUTION ON TAXES	6,000.00	100.00	7,229.11	7129.11%
10R002 1611 0000 00 000000 0000	CHS LUNCH, STUDENTS	490,000.00	315,000.00	495,364.91	57.26%
10R003 1611 0000 00 000000 0000	CMS LUNCH, STUDENTS	116,000.00	45,000.00	116,246.83	158.33%
10R004 1611 0000 00 000000 0000	HBT LUNCH, STUDENTS	70,000.00	24,000.00	69,692.25	190.38%
10R005 1611 0000 00 000000 0000	LL LUNCH, STUDENTS	35,000.00	13,000.00	35,605.34	173.89%
10R008 1611 0000 00 000000 0000	PV LUNCH, STUDENTS	108,000.00	25,000.00	108,825.70	335.30%
10R010 1611 0000 00 000000 0000	CT LUNCH, STUDENTS	86,000.00	19,000.00	86,018.85	352.73%
10R011 1611 0000 00 000000 0000	PKMS LUNCH, STUDENTS	214,000.00	117,000.00	214,215.35	83.09%
10R002 1620 0000 00 000000 0000	CHS LUNCH, ADULTS	2,000.00	2,600.00	0.00	-100.00%
10R003 1620 0000 00 000000 0000	CMS LUNCH, ADULTS	100.00	400.00	0.00	-100.00%
10R004 1620 0000 00 000000 0000	HBT LUNCH, ADULTS	50.00	50.00	0.00	-100.00%
10R005 1620 0000 00 000000 0000	LL LUNCH, ADULTS	50.00	50.00	0.00	-100.00%
10R008 1620 0000 00 000000 0000	PV LUNCH, ADULTS	50.00	50.00	0.00	-100.00%
10R010 1620 0000 00 000000 0000	CT LUNCH, ADULTS	50.00	50.00	0.00	-100.00%
10R011 1620 0000 00 000000 0000	PKMS LUNCH, ADULTS	200.00	500.00	0.00	-100.00%
10R000 1711 0000 00 000000 0000	ATHLETIC ADMISSION	55,000.00	50,000.00	54,499.52	9.00%
10R000 1720 0000 00 000000 0000	ATHLETIC PARTICIPATION FEE	146,000.00	175,000.00	146,475.00	-16.30%
10R002 1720 0000 00 000000 0000	OTHER FEES-CHS	120,000.00	79,100.00	123,593.86	56.25%
10R003 1720 0000 00 000000 0000	OTHER FEES-CMS	19,000.00	9,000.00	18,973.00	110.81%
10R004 1720 0000 00 000000 0000	OTHER FEES-HBT	30,000.00	24,100.00	29,256.62	21.40%
10R005 1720 0000 00 000000 0000	OTHER FEES-LL	6,000.00	4,400.00	6,049.64	37.49%
10R008 1720 0000 00 000000 0000	OTHER FEES-PV	26,000.00	21,300.00	26,085.14	22.47%
10R010 1720 0000 00 000000 0000	OTHER FEES-CT	9,800.00	22,000.00	9,824.15	-55.34%
10R011 1720 0000 00 000000 0000	OTHER FEES-PKMS	31,000.00	38,200.00	30,961.34	-18.95%
10R000 1721 0000 00 000000 0000	OTHER FEES-CHS ATHLETICS	56,000.00	72,000.00	56,205.96	-21.94%
10R000 1799 0000 00 000000 0000	CHS ACTIVITY FUND REVENUES	510,000.00	420,000.00	508,433.41	21.06%
10R001 1799 0000 00 000000 0000	ELEM MS ACTIVITY FUND REVENUES	35,000.00	9,000.00	34,718.61	285.76%
10R000 1811 0000 00 000000 0000	TEXTBOOK INCOME	900,000.00	775,000.00	910,093.92	17.43%
10R000 1830 0000 00 000000 0000	TECHNOLOGY FEES	350,000.00	425,000.00	369,579.88	-13.04%
10R000 1930 0000 00 000000 0000	TRANSITION FEES	30,000.00	55,000.00	14,420.00	-73.78%
10R000 1950 0000 00 000000 0000	REFUND OF PRIOR YEAR EXPENDITURES	100,000.00	100,000.00	2,095.67	-97.90%
10R000 1970 0000 00 000000 0000	DRIVERS ED B-T-W	66,100.00	50,000.00	66,078.00	32.16%
10R000 1991 0000 00 000000 0000	MID VALLEY REIMBURSEMENT	0.00	0.00	6,167.83	0.00%
10R002 1991 0000 00 000000 0000	CAREER PATHWAYS REVENUE	70,000.00	145,000.00	61,500.00	-57.59%
10R000 1999 0000 00 000000 0000	OTHER LOCAL REVENUE	50,000.00	50,000.00	26,230.44	-47.54%
TOTAL REVENUE FROM LOCAL SOURCES		44,744,579.00	40,126,854.00	40,756,684.22	1.57%
REVENUE FROM STATE SOURCES					
10R000 3001 0000 00 000000 0000	EVIDENCE-BASED FUNDING	8,066,540.00	9,066,540.00	7,420,678.55	-18.15%
10R001 3001 0000 00 000000 0000	EVIDENCE BASED FUNDING-MV COOP	250,000.00	225,000.00	253,055.58	12.47%
10R002 3001 0000 00 000000 0000	EVIDENCE BASED FUNDING-ALOP	95,000.00	78,000.00	95,122.61	21.95%
10R000 3100 0000 00 000000 0000	SPECIAL ED - PRIVATE FACILITY	600,000.00	425,000.00	635,549.77	49.54%
10R000 3120 0000 00 000000 0000	SPECIAL ED-ORPHAN (INDIVID)	59,730.00	2,000.00	0.00	-100.00%
10R000 3220 0000 00 000000 0000	CAREER & TECHNICAL EDUCATION	42,927.00	98,849.00	88,991.71	-9.97%
10R000 3235 0000 00 000000 0000	CTE AGRICULTURE EDUCATION	1,970.00	1,970.00	2,452.00	24.47%
10R002 3235 0000 00 000000 0000	CTE FFA THREE CIRCLES GRANT	27,745.00	23,615.00	27,745.00	17.49%
10R000 3360 0000 00 000000 0000	STATE FREE LUNCH	1,000.00	20,000.00	939.94	-95.30%
10R000 3370 0000 00 000000 0000	DRIVER'S ED	45,500.00	48,000.00	45,510.81	-5.19%
10R000 3998 0000 00 000000 0000	TRS-ON BEHALF PAYMENTS	16,500,000.00	19,600,000.00	19,600,000.00	0.00%
10R000 3999 0000 00 000000 0000	OTHER STATE REVENUE	100,747.00	5,000.00	0.00	-100.00%
10R001 3999 0000 00 000000 0000	LIBRARY GRANT	4,007.00	4,300.00	0.00	-100.00%
TOTAL REVENUE FROM STATE SOURCES		25,795,166.00	29,598,274.00	28,170,045.97	-4.83%
REVENUE FROM FEDERAL SOURCES					
10R000 4210 0000 00 000000 0000	NATIONAL SCHOOL LUNCH PROGRAM	610,000.00	260,000.00	607,283.32	133.57%
10R000 4300 0000 00 000000 0000	TITLE I LOW INCOME	234,068.00	290,000.00	209,057.00	-27.91%
10R000 4400 0000 00 000000 0000	TITLE IV-A SSAE GRANT	14,869.00	16,100.00	11,911.00	-26.02%
10R000 4600 0000 00 000000 0000	IDEA PRESCHOOL FLOW THROUGH	10,455.00	7,180.00	2,062.00	-71.28%
10R000 4620 0000 00 000000 0000	IDEA FLOW THROUGH	989,157.00	790,620.00	822,264.00	4.00%

10R000 4625 0000 00 000000 0000	IDEA FLOW THROUGH ROOM & BOARD	400,000.00	140,000.00	408,780.30	191.99%
10R000 4745 0000 00 000000 0000	CARL PERKINS	20,950.00	15,744.00	22,396.85	42.26%
10R000 4905 0000 00 000000 0000	TITLE III IEP GRANT	12,612.00	1,200.00	1,988.00	65.67%
10R000 4909 0000 00 000000 0000	TITLE III ELL-TBE/TPI LIPLEPS	42,941.00	35,235.00	36,100.00	2.45%
10R000 4932 0000 00 000000 0000	TITLE II-TEACHER QUALITY	60,871.00	42,912.00	33,259.00	-22.49%
10R000 4991 0000 00 000000 0000	MEDICAID MATCHING FUNDS-ADMIN OUTREACH	100,000.00	110,000.00	81,284.04	-26.11%
10R000 4992 0000 00 000000 0000	MEDICAID MATCHING FUNDS-FEE FOR SERVICE	290,000.00	190,000.00	290,930.52	53.12%
10R001 4998 0000 00 000000 0000	ESSER DIGITAL EQUITY GRANT	1,584,000.00	0.00	0.00	0.00%
10R003 4998 0000 00 000000 0000	ESSER III GRANT (ARP)	23,128.00	439,166.00	288,060.15	-34.41%
10R004 4998 0000 00 000000 0000	ARP IDEA FLOW-THROUGH	0.00	181,814.00	196,422.00	8.03%
10R005 4998 0000 00 000000 0000	ARP IDEA PRESCHOOL	1,800.00	19,466.00	17,663.00	-9.26%
TOTAL	REVENUE FROM FEDERAL SOURCES	4,394,851.00	2,539,437.00	3,029,461.18	19.30%
TOTAL	REVENUE FROM ALL SOURCES	74,934,596.00	72,264,565.00	71,956,191.37	-0.43%
TOTAL	REVENUE FROM ALL SOURCES W/O TRS ON BEHA	58,434,596.00	52,664,565.00	52,356,191.37	-0.59%
GRAND TOTAL	REVENUE FROM ALL SOURCES	74,934,596.00	72,264,565.00	71,956,191.37	-0.43%
NON-CATEGORICAL DISTRICT WIDE PROGRAMS					
10E001 1100 1130 00 000000 0000	COMMITTEE STIPENDS	7,000.00	7,000.00	6,475.00	-7.50%
10E001 1100 1220 00 000000 0000	TEACHER SUBSTITUTES	375,000.00	250,000.00	378,307.88	51.32%
10E001 1100 1240 00 000000 0000	ENROLLMENT/ADA PARA SUBS	2,400.00	0.00	2,425.00	0.00%
10E001 1100 1260 00 000000 0000	NEW TEACHER ORIENTATION	16,800.00	12,000.00	16,800.00	40.00%
10E001 1100 1350 00 000000 0000	CLASSROOM MOVE PAYMENTS	3,200.00	2,200.00	3,290.00	49.55%
TOTAL	SALARIES	404,400.00	271,200.00	407,297.88	50.18%
10E001 1100 2110 00 000000 0000	TEACHER RETIREMENT	2,300.00	1,800.00	2,307.53	28.19%
10E001 1100 2160 00 000000 0000	TRS SURCHARGE EXPENSE	2,000.00	1,500.00	2,041.53	36.10%
10E001 1100 2290 00 000000 0000	TEACHER RETIREMENT INSURANCE	2,500.00	1,800.00	2,588.69	43.82%
TOTAL	EMPLOYEE BENEFITS	6,800.00	5,100.00	6,937.57	36.03%
10E001 1100 3900 00 000000 0000	PURCHASE SERVICES	1,000.00	1,000.00	0.00	-100.00%
TOTAL	PURCHASED SERVICES	1,000.00	1,000.00	0.00	-100.00%
10E001 1100 4100 00 000000 0000	DISTRICT CLASSROOM/ORGAN MOVES SUPPLIES	50,000.00	5,000.00	47,597.63	851.95%
10E001 1100 4110 00 000000 0000	DEVICE LEASE-CHROMEBOOKS	770,000.00	725,000.00	770,000.00	6.21%
10E002 1100 4200 00 000000 0000	TEXTBOOK-NEW ADOPTIONS/DIGITAL LEASES	80,000.00	40,000.00	2,052.24	-94.87%
10E003 1100 4200 00 000000 0000	TEXTBOOK-NEW ADOPTIONS/DIGITAL LEASES	10,000.00	20,000.00	0.00	-100.00%
10E004 1100 4200 00 000000 0000	TEXTBOOK-NEW ADOPTIONS/DIGITAL LEASES	7,500.00	7,500.00	1,901.22	-74.65%
10E005 1100 4200 00 000000 0000	TEXTBOOK-NEW ADOPTIONS/DIGITAL LEASES	4,500.00	4,500.00	17,320.16	284.89%
10E008 1100 4200 00 000000 0000	TEXTBOOK-NEW ADOPTIONS/DIGITAL LEASES	7,500.00	7,500.00	24,777.62	230.37%
10E010 1100 4200 00 000000 0000	TEXTBOOK-NEW ADOPTIONS/DIGITAL LEASES	7,500.00	7,500.00	2,153.07	-71.29%
10E011 1100 4200 00 000000 0000	TEXTBOOK-NEW ADOPTIONS/DIGITAL LEASES	40,000.00	40,000.00	60,238.46	50.60%
TOTAL	SUPPLIES	977,000.00	857,000.00	926,040.40	8.06%
10E001 1100 5400 00 000000 0000	CLASSROOM EQUIPMENT	2,000.00	5,000.00	0.00	-100.00%
TOTAL	CAPITAL OUTLAYS	2,000.00	5,000.00	0.00	-100.00%
10E001 1100 7100 00 000000 0000	CLASSROOM MOVES NON CAPITAL	6,000.00	5,000.00	6,405.00	28.10%
TOTAL	NON-CAPITAL EQUIPMENT	6,000.00	5,000.00	6,405.00	28.10%
GRAND TOTAL	NON-CATEGORICAL DISTRICT WIDE PROGRAMS	1,397,200.00	1,144,300.00	1,346,680.85	17.69%
ELEMENTARY					
10E004 1110 1100 00 000000 0000	ELEMENTARY TEACHER SALARY	2,035,450.00	1,906,300.00	1,888,228.42	-0.95%
10E005 1110 1100 00 000000 0000	ELEMENTARY TEACHER SALARY	795,000.00	822,160.00	802,374.12	-2.41%
10E008 1110 1100 00 000000 0000	ELEMENTARY TEACHER SALARY	1,931,800.00	1,972,300.00	1,896,253.62	-3.86%
10E010 1110 1100 00 000000 0000	ELEMENTARY TEACHER SALARY	1,985,935.00	1,926,430.00	1,886,169.25	-2.09%
10E004 1110 1120 00 000000 0000	LONGEVITY	6,845.00	10,670.00	10,039.22	-5.91%
10E005 1110 1120 00 000000 0000	LONGEVITY	2,400.00	3,410.00	2,778.71	-18.51%
10E008 1110 1120 00 000000 0000	LONGEVITY	11,220.00	11,204.00	11,204.49	0.00%
10E010 1110 1120 00 000000 0000	LONGEVITY	12,500.00	11,835.00	11,831.93	-0.03%
10E004 1110 1130 00 000000 0000	SALARY ADD ON	1,000.00	15,000.00	640.64	-95.73%
10E005 1110 1130 00 000000 0000	SALARY ADD ON	1,000.00	10,000.00	166.00	-98.34%
10E008 1110 1130 00 000000 0000	SALARY ADD ON	1,000.00	13,000.00	651.26	-94.99%
10E010 1110 1130 00 000000 0000	SALARY ADD ON	1,500.00	15,000.00	1,527.78	-89.81%
10E004 1110 1135 00 000000 0000	INTERNAL SUBSTITUTION	7,000.00	7,000.00	6,640.00	-5.14%
10E005 1110 1135 00 000000 0000	INTERNAL SUBSTITUTION	1,000.00	900.00	770.00	-14.44%
10E008 1110 1135 00 000000 0000	INTERNAL SUBSTITUTION	6,000.00	3,000.00	4,871.00	62.37%
10E010 1110 1135 00 000000 0000	INTERNAL SUBSTITUTION	7,000.00	8,400.00	6,538.00	-22.17%
10E004 1110 1140 00 000000 0000	MENTORING SALARY	4,650.00	6,665.00	7,572.76	13.62%

10E005 1110 1140 00 000000 0000	MENTORING SALARY	0.00	1,065.00	1,405.60	31.98%
10E008 1110 1140 00 000000 0000	MENTORING SALARY	5,500.00	13,595.00	12,406.20	-8.74%
10E010 1110 1140 00 000000 0000	MENTORING SALARY	7,415.00	4,800.00	4,731.60	-1.42%
10E004 1110 1200 00 000000 0000	INSURANCE STIPEND	3,600.00	5,400.00	5,400.00	0.00%
10E005 1110 1200 00 000000 0000	INSURANCE STIPEND	3,600.00	7,200.00	4,200.00	-41.67%
10E008 1110 1200 00 000000 0000	INSURANCE STIPEND	5,400.00	14,400.00	9,300.00	-35.42%
10E010 1110 1200 00 000000 0000	INSURANCE STIPEND	14,400.00	12,600.00	14,400.00	14.29%
10E004 1110 1230 00 000000 0000	HOMEBOUND TEACHER PAY	1,100.00	1,000.00	1,123.20	12.32%
10E005 1110 1230 00 000000 0000	HOMEBOUND TEACHER PAY	1,000.00	1,000.00	0.00	-100.00%
10E008 1110 1230 00 000000 0000	HOMEBOUND TEACHER PAY	1,000.00	1,000.00	0.00	-100.00%
10E010 1110 1230 00 000000 0000	HOMEBOUND TEACHER PAY	1,000.00	1,000.00	500.00	-50.00%
10E004 1110 1250 00 000000 0000	LUNCHROOM SUPERVISOR	39,000.00	30,000.00	37,434.59	24.78%
10E005 1110 1250 00 000000 0000	LUNCHROOM SUPERVISOR	16,000.00	9,000.00	15,632.00	73.69%
10E008 1110 1250 00 000000 0000	LUNCHROOM SUPERVISOR	32,000.00	32,000.00	30,168.34	-5.72%
10E010 1110 1250 00 000000 0000	LUNCHROOM SUPERVISOR	34,000.00	27,000.00	32,194.23	19.24%
	TOTAL SALARIES	6,976,315.00	6,904,334.00	6,707,152.96	-2.86%
10E004 1110 2110 00 000000 0000	TEACHER RETIREMENT	208,130.00	198,380.00	194,639.22	-1.89%
10E005 1110 2110 00 000000 0000	TEACHER RETIREMENT	82,955.00	85,440.00	83,986.09	-1.70%
10E008 1110 2110 00 000000 0000	TEACHER RETIREMENT	198,915.00	206,365.00	196,884.69	-4.59%
10E010 1110 2110 00 000000 0000	TEACHER RETIREMENT	204,770.00	200,360.00	194,591.58	-2.88%
10E004 1110 2160 00 000000 0000	TRS SURCHARGE EXPENSE	13,415.00	12,785.00	12,544.91	-1.88%
10E005 1110 2160 00 000000 0000	TRS SURCHARGE EXPENSE	5,500.00	5,505.00	5,413.33	-1.67%
10E008 1110 2160 00 000000 0000	TRS SURCHARGE EXPENSE	12,900.00	13,300.00	12,689.31	-4.59%
10E010 1110 2160 00 000000 0000	TRS SURCHARGE EXPENSE	13,200.00	12,915.00	12,541.39	-2.89%
10E004 1110 2210 00 000000 0000	LIFE INSURANCE	1,370.00	1,325.00	1,288.62	-2.75%
10E005 1110 2210 00 000000 0000	LIFE INSURANCE	610.00	685.00	654.62	-4.44%
10E008 1110 2210 00 000000 0000	LIFE INSURANCE	1,415.00	1,460.00	1,442.81	-1.18%
10E010 1110 2210 00 000000 0000	LIFE INSURANCE	1,460.00	1,390.00	1,379.79	-0.73%
10E004 1110 2220 00 000000 0000	MEDICAL INSURANCE	382,700.00	308,900.00	319,432.06	3.41%
10E005 1110 2220 00 000000 0000	MEDICAL INSURANCE	143,250.00	120,390.00	131,304.67	9.07%
10E008 1110 2220 00 000000 0000	MEDICAL INSURANCE	407,880.00	320,120.00	350,795.87	9.58%
10E010 1110 2220 00 000000 0000	MEDICAL INSURANCE	353,400.00	297,100.00	294,588.17	-0.85%
10E004 1110 2230 00 000000 0000	DENTAL INSURANCE	20,710.00	18,875.00	18,039.70	-4.43%
10E005 1110 2230 00 000000 0000	DENTAL INSURANCE	8,700.00	7,565.00	8,140.08	7.60%
10E008 1110 2230 00 000000 0000	DENTAL INSURANCE	23,290.00	20,025.00	20,848.26	4.11%
10E010 1110 2230 00 000000 0000	DENTAL INSURANCE	20,375.00	18,130.00	16,760.12	-7.56%
10E004 1110 2290 00 000000 0000	TEACHERS RETIREMENT INSURANCE	36,310.00	34,610.00	33,954.01	-1.90%
10E005 1110 2290 00 000000 0000	TEACHERS RETIREMENT INSURANCE	14,500.00	14,905.00	14,651.01	-1.70%
10E008 1110 2290 00 000000 0000	TEACHERS RETIREMENT INSURANCE	34,700.00	36,000.00	34,645.47	-3.76%
10E010 1110 2290 00 000000 0000	TEACHERS RETIREMENT INSURANCE	35,725.00	35,000.00	33,945.86	-3.01%
10E004 1110 2300 00 000000 0000	TUITION REIMBURSEMENT	13,100.00	7,500.00	13,100.00	74.67%
10E005 1110 2300 00 000000 0000	TUITION REIMBURSEMENT	1,500.00	1,500.00	0.00	-100.00%
10E008 1110 2300 00 000000 0000	TUITION REIMBURSEMENT	3,200.00	1,500.00	3,200.00	113.33%
10E010 1110 2300 00 000000 0000	TUITION REIMBURSEMENT	3,200.00	6,800.00	3,200.00	-52.94%
10E004 1110 2900 00 000000 0000	403B MATCH	1,400.00	1,000.00	1,400.00	40.00%
10E005 1110 2900 00 000000 0000	403B MATCH	700.00	600.00	700.00	16.67%
10E008 1110 2900 00 000000 0000	403B MATCH	1,400.00	1,000.00	1,400.00	40.00%
10E010 1110 2900 00 000000 0000	403B MATCH	250.00	300.00	0.00	-100.00%
	TOTAL EMPLOYEE BENEFITS	2,250,930.00	1,991,730.00	2,018,161.64	1.33%
10E004 1110 3320 00 000000 0000	TRAVEL	0.00	0.00	50.00	0.00%
10E005 1110 3320 00 000000 0000	TRAVEL	500.00	500.00	339.98	-32.00%
10E008 1110 3320 00 000000 0000	TRAVEL	50.00	100.00	0.00	-100.00%
10E010 1110 3320 00 000000 0000	TRAVEL	100.00	100.00	14.28	-85.72%
10E004 1110 3900 00 000000 0000	OTHER PURCHASE SERVICES	10,000.00	3,000.00	10,098.33	236.61%
10E005 1110 3900 00 000000 0000	OTHER PURCHASE SERVICES	2,200.00	2,200.00	2,252.31	2.38%
10E008 1110 3900 00 000000 0000	OTHER PURCHASE SERVICES	2,200.00	2,100.00	2,129.00	1.38%
10E010 1110 3900 00 000000 0000	OTHER PURCHASE SERVICES	2,200.00	4,500.00	2,261.50	-49.74%
	TOTAL PURCHASED SERVICES	17,250.00	12,500.00	17,145.40	37.16%
10E004 1110 4100 00 000000 0000	INSTRUCTIONAL SUPPLIES	18,000.00	18,000.00	17,373.14	-3.48%
10E005 1110 4100 00 000000 0000	INSTRUCTIONAL SUPPLIES	25,500.00	8,000.00	7,948.93	-0.64%
10E008 1110 4100 00 000000 0000	INSTRUCTIONAL SUPPLIES	26,000.00	25,500.00	28,489.53	11.72%
10E010 1110 4100 00 000000 0000	INSTRUCTIONAL SUPPLIES	23,000.00	23,000.00	12,628.51	-45.09%
10E004 1110 4160 00 000000 0000	COPY PAPER	15,000.00	15,000.00	14,734.35	-1.77%
10E005 1110 4160 00 000000 0000	COPY PAPER	5,000.00	5,000.00	5,186.10	3.72%
10E008 1110 4160 00 000000 0000	COPY PAPER	12,000.00	12,000.00	11,556.95	-3.69%
10E010 1110 4160 00 000000 0000	COPY PAPER	12,000.00	12,000.00	9,811.15	-18.24%
10E004 1110 4170 00 000000 0000	COPY SUPPLIES	500.00	500.00	1,008.37	101.67%
10E005 1110 4170 00 000000 0000	COPY SUPPLIES	100.00	100.00	104.86	4.86%

10E008 1110 4170 00 000000 0000	COPY SUPPLIES	750.00	1,250.00	645.61	-48.35%
10E010 1110 4170 00 000000 0000	COPY SUPPLIES	1,000.00	1,000.00	573.89	-42.61%
10E004 1110 4200 00 000000 0000	MISC. TEXTBOOK REPLACABLES	30,000.00	30,000.00	16,303.69	-45.65%
10E005 1110 4200 00 000000 0000	MISC. TEXTBOOK REPLACABLES	15,000.00	19,500.00	5,630.39	-71.13%
10E008 1110 4200 00 000000 0000	MISC. TEXTBOOK REPLACABLES	30,000.00	30,000.00	13,187.44	-56.04%
10E010 1110 4200 00 000000 0000	MISC. TEXTBOOK REPLACABLES	30,000.00	30,000.00	14,734.49	-50.89%
10E004 1110 4250 00 000000 0000	NURSE SUPPLIES	1,000.00	1,100.00	908.41	-17.42%
10E005 1110 4250 00 000000 0000	NURSE SUPPLIES	900.00	1,250.00	840.83	-32.73%
10E008 1110 4250 00 000000 0000	NURSE SUPPLIES	1,200.00	1,200.00	1,046.42	-12.80%
10E010 1110 4250 00 000000 0000	NURSE SUPPLIES	1,200.00	1,200.00	596.87	-50.26%
10E004 1110 4900 00 000000 0000	OTHER SUPPLIES	15,000.00	15,000.00	15,613.32	4.09%
10E005 1110 4900 00 000000 0000	OTHER SUPPLIES	4,200.00	2,000.00	4,272.20	113.61%
10E008 1110 4900 00 000000 0000	OTHER SUPPLIES	8,000.00	15,000.00	8,096.23	-46.03%
10E010 1110 4900 00 000000 0000	OTHER SUPPLIES	7,000.00	5,000.00	6,884.20	37.68%
	TOTAL SUPPLIES	282,350.00	272,600.00	198,175.88	-27.30%
10E004 1110 7100 00 000000 0000	NON-CAPITAL OUTLAY	3,000.00	3,000.00	2,853.79	-4.87%
10E008 1110 7100 00 000000 0000	NON-CAPITAL OUTLAY	0.00	0.00	609.71	0.00%
	TOTAL NON-CAPITAL EQUIPMENT	3,000.00	3,000.00	3,463.50	15.45%
	GRAND TOTAL ELEMENTARY	9,529,845.00	9,184,164.00	8,944,099.38	-2.61%
	MIDDLE SCHOOL				
10E003 1120 1100 00 000000 0000	TEACHER SALARY	1,289,530.00	1,198,000.00	1,161,037.08	-3.09%
10E011 1120 1100 00 000000 0000	TEACHER SALARY	2,595,700.00	2,619,520.00	2,567,787.90	-1.97%
10E003 1120 1120 00 000000 0000	LONGEVITY	2,190.00	2,155.00	2,151.26	-0.17%
10E011 1120 1120 00 000000 0000	LONGEVITY	19,702.00	17,120.00	17,120.45	0.00%
10E003 1120 1130 00 000000 0000	SALARY ADD ON	51,280.00	30,000.00	25,399.49	-15.34%
10E011 1120 1130 00 000000 0000	SALARY ADD ON	40,000.00	34,000.00	35,721.80	5.06%
10E003 1120 1135 00 000000 0000	INTERNAL SUBSTITUTION	2,500.00	2,000.00	2,513.00	25.65%
10E011 1120 1135 00 000000 0000	INTERNAL SUBSTITUTION	22,200.00	13,000.00	22,261.40	71.24%
10E003 1120 1140 00 000000 0000	MENTORING SALARY	2,200.00	0.00	172.40	0.00%
10E011 1120 1140 00 000000 0000	MENTORING SALARY	2,200.00	8,795.00	7,674.60	-12.74%
10E003 1120 1200 00 000000 0000	INSURANCE STIPEND	1,800.00	3,600.00	1,500.00	-58.33%
10E011 1120 1200 00 000000 0000	INSURANCE STIPEND	12,600.00	16,200.00	16,200.00	0.00%
10E003 1120 1230 00 000000 0000	HOMEBOUND TEACHER PAY	4,000.00	1,000.00	7,240.00	624.00%
10E011 1120 1230 00 000000 0000	HOMEBOUND TEACHER PAY	750.00	1,500.00	340.00	-77.33%
10E003 1120 1250 00 000000 0000	LUNCHROOM SUPERVISOR	15,000.00	15,000.00	13,849.11	-7.67%
10E011 1120 1250 00 000000 0000	LUNCHROOM SUPERVISOR	33,500.00	30,000.00	33,248.95	10.83%
	TOTAL SALARIES	4,095,152.00	3,991,890.00	3,914,217.44	-1.95%
10E003 1120 2110 00 000000 0000	TEACHER RETIREMENT	136,325.00	125,305.00	122,119.27	-2.54%
10E011 1120 2110 00 000000 0000	TEACHER RETIREMENT	274,735.00	274,675.00	270,698.24	-1.45%
10E003 1120 2160 00 000000 0000	TRS SURCHARGE EXPENSE	8,790.00	8,075.00	7,870.24	-2.54%
10E011 1120 2160 00 000000 0000	TRS SURCHARGE EXPENSE	17,710.00	17,700.00	17,446.43	-1.43%
10E003 1120 2210 00 000000 0000	LIFE INSURANCE	870.00	980.00	851.04	-13.16%
10E011 1120 2210 00 000000 0000	LIFE INSURANCE	1,705.00	1,800.00	1,767.73	-1.79%
10E003 1120 2220 00 000000 0000	MEDICAL INSURANCE	265,490.00	232,210.00	214,757.60	-7.52%
10E011 1120 2220 00 000000 0000	MEDICAL INSURANCE	451,365.00	400,300.00	406,142.70	1.46%
10E003 1120 2230 00 000000 0000	DENTAL INSURANCE	13,250.00	12,250.00	11,552.18	-5.70%
10E011 1120 2230 00 000000 0000	DENTAL INSURANCE	25,015.00	23,900.00	23,451.12	-1.88%
10E003 1120 2290 00 000000 0000	TEACHERS RETIREMENT INSURANCE	23,785.00	21,860.00	21,303.69	-2.54%
10E011 1120 2290 00 000000 0000	TEACHERS RETIREMENT INSURANCE	47,930.00	47,920.00	47,223.36	-1.45%
10E003 1120 2300 00 000000 0000	TUITION REIMBURSEMENT	7,000.00	5,000.00	6,550.00	31.00%
10E011 1120 2300 00 000000 0000	TUITION REIMBURSEMENT	2,300.00	5,000.00	2,100.00	-58.00%
10E003 1120 2900 00 000000 0000	403B MATCH	2,150.00	1,800.00	2,143.88	19.10%
10E011 1120 2900 00 000000 0000	403B MATCH	1,200.00	1,450.00	1,158.12	-20.13%
	TOTAL EMPLOYEE BENEFITS	1,279,620.00	1,180,225.00	1,157,135.60	-1.96%
10E003 1120 3190 00 000000 0000	PURCHASE SERVICES	5,000.00	5,000.00	1,635.90	-67.28%
10E011 1120 3190 00 000000 0000	PURCHASE SERVICES	10,000.00	10,000.00	0.00	-100.00%
10E003 1120 3230 00 000000 0000	REPAIRS	1,500.00	1,500.00	635.00	-57.67%
10E011 1120 3230 00 000000 0000	REPAIRS	4,950.00	4,950.00	611.53	-87.65%
10E003 1120 3320 00 000000 0000	TRAVEL	570.00	300.00	563.26	87.75%
10E011 1120 3320 00 000000 0000	TRAVEL	600.00	600.00	227.44	-62.09%
10E003 1120 3900 00 000000 0000	OTHER PURCHASED SERVICES	1,000.00	2,500.00	410.92	-83.56%
10E011 1120 3900 00 000000 0000	OTHER PURCHASED SERVICES	10,500.00	6,000.00	10,518.82	75.31%
	TOTAL PURCHASED SERVICES	34,120.00	30,850.00	14,602.87	-52.66%
10E003 1120 4100 00 000000 0000	INSTRUCTIONAL SUPPLIES	15,000.00	15,000.00	9,487.99	-36.75%
10E011 1120 4100 00 000000 0000	INSTRUCTIONAL SUPPLIES	18,975.00	33,975.00	7,435.74	-78.11%

10E011 1120 4110 00 000000 0000	INSTRUCTIONAL SUPPLIES	16,500.00	16,500.00	12,437.82	-24.62%
10E003 1120 4160 00 000000 0000	COPY PAPER	4,200.00	4,100.00	4,029.80	-1.71%
10E011 1120 4160 00 000000 0000	COPY PAPER	10,000.00	10,000.00	9,330.50	-6.70%
10E011 1120 4170 00 000000 0000	COPY SUPPLIES	660.00	660.00	769.45	16.58%
10E003 1120 4200 00 000000 0000	MISC. TEXTBOOK REPLACABLES	4,000.00	4,000.00	2,562.84	-35.93%
10E011 1120 4200 00 000000 0000	MISC. TEXTBOOK REPLACABLES	25,000.00	30,000.00	3,459.54	-88.47%
10E003 1120 4250 00 000000 0000	NURSE SUPPLIES	1,500.00	1,500.00	1,619.91	7.99%
10E011 1120 4250 00 000000 0000	NURSE SUPPLIES	1,073.00	1,073.00	1,756.45	63.70%
10E003 1120 4900 00 000000 0000	OTHER SUPPLIES	7,000.00	2,000.00	7,172.53	258.63%
10E011 1120 4900 00 000000 0000	OTHER SUPPLIES	20,000.00	20,700.00	16,384.50	-20.85%
TOTAL	SUPPLIES	123,908.00	139,508.00	76,447.07	-45.20%
10E003 1120 7100 00 000000 0000	NON-CAPITAL OUTLAY	9,000.00	9,000.00	9,400.00	4.44%
10E011 1120 7100 00 000000 0000	NON-CAPITAL OUTLAY	6,600.00	6,600.00	9,154.60	38.71%
TOTAL	NON-CAPITAL EQUIPMENT	15,600.00	15,600.00	18,554.60	18.94%
GRAND TOTAL	MIDDLE SCHOOL	5,548,400.00	5,358,073.00	5,180,957.58	-3.31%
HIGH SCHOOL					
10E002 1130 1100 00 000000 0000	HIGH SCHOOL SALARIES	5,094,225.00	4,895,000.00	4,687,769.04	-4.23%
10E002 1130 1120 00 000000 0000	LONGEVITY	32,565.00	37,120.00	37,109.28	-0.03%
10E002 1130 1130 00 000000 0000	SALARY ADD ON	153,390.00	175,000.00	162,273.09	-7.27%
10E002 1130 1135 00 000000 0000	INTERNAL SUBSTITUTION	35,000.00	50,000.00	29,600.00	-40.80%
10E002 1130 1140 00 000000 0000	MENTORING SALARY	5,500.00	11,725.00	11,018.72	-6.02%
10E002 1130 1150 00 000000 0000	TEACHER AIDE-ACCOMPANIST	29,445.00	28,150.00	27,956.00	-0.69%
10E002 1130 1200 00 000000 0000	INSURANCE STIPEND	9,595.00	13,195.00	9,594.00	-27.29%
10E002 1130 1230 00 000000 0000	HOMEBOUND TEACHER PAY	2,000.00	2,500.00	1,760.00	-29.60%
10E002 1130 1250 00 000000 0000	LUNCHROOM SUPERVISION	42,000.00	40,000.00	40,411.00	1.03%
TOTAL	SALARIES	5,403,720.00	5,252,690.00	5,007,491.13	-4.67%
10E002 1130 2110 00 000000 0000	TEACHER RETIREMENT	543,770.00	522,500.00	503,540.28	-3.63%
10E002 1130 2160 00 000000 0000	TRS SURCHARGE EXPENSE	35,050.00	33,675.00	32,461.37	-3.60%
10E002 1130 2210 00 000000 0000	LIFE INSURANCE	3,300.00	3,285.00	3,984.59	21.30%
10E002 1130 2220 00 000000 0000	MEDICAL INSURANCE	935,700.00	837,750.00	1,113,924.16	32.97%
10E002 1130 2230 00 000000 0000	DENTAL INSURANCE	51,800.00	50,060.00	86,764.80	73.32%
10E002 1130 2290 00 000000 0000	TEACHERS RETIREMENT INSURANCE	94,860.00	91,150.00	88,005.26	-3.45%
10E002 1130 2900 00 000000 0000	403B MATCH	2,600.00	2,100.00	2,580.00	22.86%
10E002 1130 2300 00 000000 0000	TUITION REIMBURSEMENT	16,300.00	7,600.00	16,300.00	114.47%
TOTAL	EMPLOYEE BENEFITS	1,683,380.00	1,548,120.00	1,847,560.46	19.34%
10E002 1130 3100 00 000000 0000	POLICE/LIASON OFFICER	55,000.00	38,600.00	53,668.57	39.04%
10E002 1130 3190 00 000000 0000	PURCHASE SERVICES	23,000.00	23,100.00	11,008.01	-52.35%
10E002 1130 3230 00 000000 0000	REPAIRS	7,000.00	7,000.00	5,421.00	-22.56%
10E002 1130 3320 00 000000 0000	TRAVEL	0.00	170.00	0.00	-100.00%
10E002 1130 3900 00 000000 0000	OTHER PURCHASE SERVICES	60,000.00	62,000.00	56,962.15	-8.13%
TOTAL	PURCHASED SERVICES	145,000.00	130,870.00	127,059.73	-2.91%
10E002 1130 4100 00 000000 0000	GENERAL SUPPLIES	58,600.00	51,492.00	42,760.39	-16.96%
10E002 1130 4160 00 000000 0000	COPY PAPER	10,000.00	10,000.00	0.00	-100.00%
10E002 1130 4200 00 000000 0000	MISC. TEXTBOOK REPLACABLES	55,000.00	50,000.00	44,641.11	-10.72%
10E002 1130 4250 00 000000 0000	NURSE SUPPLIES	700.00	617.00	856.85	38.87%
10E002 1130 4900 00 000000 0000	OTHER SUPPLIES	25,000.00	18,000.00	24,870.96	38.17%
TOTAL	SUPPLIES	149,300.00	130,109.00	113,129.31	-13.05%
10E002 1130 7100 00 000000 0000	NON-CAPITAL OUTLAY	30,000.00	2,500.00	35,966.55	1338.66%
TOTAL	NON-CAPITAL EQUIPMENT	30,000.00	2,500.00	35,966.55	1338.66%
GRAND TOTAL	HIGH SCHOOL	7,411,400.00	7,064,289.00	7,131,207.18	0.95%
SPECIAL PROGRAMS					
10E001 1200 1220 00 000000 0000	SPECIAL ED TEACHER SUBSTITUTES	23,000.00	10,000.00	22,430.00	124.30%
10E001 1200 1240 00 000000 0000	SPECIAL ED PARA-PRO/SUBSTITUTES	71,250.00	40,000.00	71,245.00	78.11%
TOTAL	SALARIES	94,250.00	50,000.00	93,675.00	87.35%
10E001 1200 2160 00 000000 0000	SPEC ED SUB TRS SURCHARGE	150.00	50.00	109.15	118.30%
10E001 1200 2290 00 000000 0000	TEACHER RETIREMENT INSURANCE	130.00	50.00	126.29	152.58%
TOTAL	EMPLOYEE BENEFITS	280.00	100.00	235.44	135.44%
GRAND TOTAL	SPECIAL PROGRAMS	94,530.00	50,100.00	93,910.44	87.45%
SPECIAL EDUCATION					

10E001 1205 1000 00 000000 0000	FACILITATOR EXTENDED PROGRAMS	92,050.00	85,000.00	78,645.22	-7.48%
10E001 1205 1100 00 000000 0000	SPECIAL ED COORDINATORS	261,500.00	0.00	0.00	0.00%
10E002 1205 1000 00 000000 0000	ALOP TEACHER SALARY	66,545.00	70,207.00	41,652.64	-40.67%
10E001 1205 1100 00 000000 0000	SEL TEACHER SALARY	0.00	0.00	1,604.29	0.00%
10E002 1205 1100 00 000000 0000	SPECIAL ED TEACHER SALARY	546,640.00	554,400.00	474,850.51	-14.35%
10E003 1205 1100 00 000000 0000	SPECIAL ED TEACHER SALARY	97,850.00	93,500.00	91,788.80	-1.83%
10E004 1205 1100 00 000000 0000	SPECIAL ED TEACHER SALARY	287,830.00	211,870.00	184,845.05	-12.76%
10E005 1205 1100 00 000000 0000	SPECIAL ED TEACHER SALARY	133,925.00	127,970.00	122,180.01	-4.52%
10E008 1205 1100 00 000000 0000	SPECIAL ED TEACHER SALARY	206,775.00	164,225.00	152,288.77	-7.27%
10E010 1205 1100 00 000000 0000	SPECIAL ED TEACHER SALARY	195,665.00	186,970.00	180,585.03	-3.41%
10E011 1205 1100 00 000000 0000	SPECIAL ED TEACHER SALARY	275,125.00	226,500.00	233,704.60	3.18%
10E005 1205 1120 00 000000 0000	LONGEVITY	1,825.00	1,795.00	1,792.72	-0.13%
10E001 1205 1130 00 000000 0000	SALARY ADD ON-SPECIAL ED	800.00	400.00	789.00	97.25%
10E002 1205 1130 00 000000 0000	SALARY ADD ON	2,750.00	2,300.00	2,712.70	17.94%
10E003 1205 1130 00 000000 0000	SALARY ADD ON	200.00	200.00	0.00	-100.00%
10E004 1205 1130 00 000000 0000	SALARY ADD ON	200.00	200.00	180.00	-10.00%
10E005 1205 1130 00 000000 0000	SALARY ADD ON	750.00	600.00	742.14	23.69%
10E008 1205 1130 00 000000 0000	SALARY ADD ON	200.00	200.00	0.00	-100.00%
10E010 1205 1130 00 000000 0000	SALARY ADD ON	200.00	200.00	150.00	-25.00%
10E011 1205 1130 00 000000 0000	SALARY ADD ON	200.00	300.00	0.00	-100.00%
10E002 1205 1140 00 000000 0000	MENTOR	3,300.00	1,655.00	1,915.60	15.75%
10E003 1205 1140 00 000000 0000	MENTOR	0.00	0.00	172.40	0.00%
10E004 1205 1140 00 000000 0000	MENTOR	1,375.00	0.00	0.00	0.00%
10E008 1205 1140 00 000000 0000	MENTOR	2,200.00	3,200.00	2,665.20	-16.71%
10E010 1205 1140 00 000000 0000	MENTOR	0.00	0.00	344.80	0.00%
10E011 1205 1140 00 000000 0000	MENTOR	2,200.00	1,065.00	888.40	-16.58%
10E002 1205 1150 00 000000 0000	SPECIAL ED AIDE SALARY	136,550.00	112,885.00	80,218.77	-28.94%
10E003 1205 1150 00 000000 0000	SPECIAL ED AIDE SALARY	45,840.00	45,700.00	41,311.13	-9.60%
10E004 1205 1150 00 000000 0000	SPECIAL ED AIDE SALARY	128,795.00	82,075.00	67,526.42	-17.73%
10E005 1205 1150 00 000000 0000	SPECIAL ED AIDE SALARY	88,055.00	84,435.00	61,951.37	-26.63%
10E008 1205 1150 00 000000 0000	SPECIAL ED AIDE SALARY	158,400.00	188,870.00	141,195.00	-25.24%
10E010 1205 1150 00 000000 0000	SPECIAL ED AIDE SALARY	206,685.00	193,850.00	161,719.50	-16.57%
10E011 1205 1150 00 000000 0000	SPECIAL ED AIDE SALARY	112,325.00	111,520.00	74,873.63	-32.86%
10E002 1205 1200 00 000000 0000	INSURANCE STIPEND	3,600.00	3,600.00	3,600.00	0.00%
10E003 1205 1200 00 000000 0000	INSURANCE STIPEND	1,800.00	5,400.00	5,400.00	0.00%
10E004 1205 1200 00 000000 0000	INSURANCE STIPEND	5,400.00	9,000.00	11,400.00	26.67%
10E005 1205 1200 00 000000 0000	INSURANCE STIPEND	1,800.00	1,800.00	1,950.00	8.33%
10E008 1205 1200 00 000000 0000	INSURANCE STIPEND	5,400.00	9,000.00	5,400.00	-40.00%
10E010 1205 1200 00 000000 0000	INSURANCE STIPEND	5,400.00	7,200.00	9,000.00	25.00%
10E011 1205 1200 00 000000 0000	INSURANCE STIPEND	5,400.00	5,400.00	5,400.00	0.00%
	TOTAL SALARIES	3,085,555.00	2,593,492.00	2,245,443.70	-13.42%
10E001 1205 2110 00 000000 0000	TEACHER RETIREMENT	35,680.00	8,585.00	8,174.60	-4.78%
10E002 1205 2110 00 000000 0000	TEACHER RETIREMENT	61,780.00	57,285.00	52,579.68	-8.21%
10E003 1205 2110 00 000000 0000	TEACHER RETIREMENT	10,050.00	9,605.00	9,391.29	-2.22%
10E004 1205 2110 00 000000 0000	TEACHER RETIREMENT	29,315.00	21,670.00	19,007.36	-12.29%
10E005 1205 2110 00 000000 0000	TEACHER RETIREMENT	13,700.00	13,100.00	12,591.47	-3.88%
10E008 1205 2110 00 000000 0000	TEACHER RETIREMENT	21,165.00	17,100.00	16,043.78	-6.18%
10E010 1205 2110 00 000000 0000	TEACHER RETIREMENT	19,890.00	19,025.00	18,429.28	-3.13%
10E011 1205 2110 00 000000 0000	TEACHER RETIREMENT	28,500.00	23,220.00	23,940.11	3.10%
10E001 1205 2160 00 000000 0000	TRS SURCHARGE EXPENSE	2,300.00	555.00	526.91	-5.06%
10E002 1205 2160 00 000000 0000	TRS SURCHARGE EXPENSE	3,990.00	3,695.00	3,388.66	-8.29%
10E003 1205 2160 00 000000 0000	TRS SURCHARGE EXPENSE	650.00	620.00	605.24	-2.38%
10E004 1205 2160 00 000000 0000	TRS SURCHARGE EXPENSE	1,890.00	1,395.00	1,225.02	-12.18%
10E005 1205 2160 00 000000 0000	TRS SURCHARGE EXPENSE	885.00	845.00	811.56	-3.96%
10E008 1205 2160 00 000000 0000	TRS SURCHARGE EXPENSE	1,365.00	1,100.00	1,033.98	-6.00%
10E010 1205 2160 00 000000 0000	TRS SURCHARGE EXPENSE	1,285.00	1,225.00	1,187.80	-3.04%
10E011 1205 2160 00 000000 0000	TRS SURCHARGE EXPENSE	1,840.00	1,500.00	1,542.95	2.86%
10E001 1205 2210 00 000000 0000	LIFE INSURANCE	365.00	90.00	91.20	1.33%
10E002 1205 2210 00 000000 0000	LIFE INSURANCE	410.00	365.00	312.13	-14.48%
10E003 1205 2210 00 000000 0000	LIFE INSURANCE	91.00	91.00	81.76	-10.15%
10E004 1205 2210 00 000000 0000	LIFE INSURANCE	185.00	185.00	143.39	-22.49%
10E005 1205 2210 00 000000 0000	LIFE INSURANCE	70.00	70.00	60.04	-14.23%
10E008 1205 2210 00 000000 0000	LIFE INSURANCE	160.00	100.00	131.86	31.86%
10E010 1205 2210 00 000000 0000	LIFE INSURANCE	140.00	135.00	121.60	-9.93%
10E011 1205 2210 00 000000 0000	LIFE INSURANCE	255.00	185.00	167.20	-9.62%
10E001 1205 2220 00 000000 0000	MEDICAL INSURANCE	75,405.00	23,610.00	23,344.52	-1.12%
10E002 1205 2220 00 000000 0000	MEDICAL INSURANCE	175,705.00	134,060.00	119,158.09	-11.12%
10E003 1205 2220 00 000000 0000	MEDICAL INSURANCE	10,450.00	18,065.00	8,932.00	-50.56%
10E004 1205 2220 00 000000 0000	MEDICAL INSURANCE	80,230.00	33,875.00	23,743.76	-29.91%
10E005 1205 2220 00 000000 0000	MEDICAL INSURANCE	56,970.00	49,325.00	37,029.48	-24.93%

10E008 1205 2220 00 000000 0000	MEDICAL INSURANCE	76,375.00	57,650.00	64,182.09	11.33%
10E010 1205 2220 00 000000 0000	MEDICAL INSURANCE	93,275.00	63,235.00	60,948.88	-3.62%
10E011 1205 2220 00 000000 0000	MEDICAL INSURANCE	93,205.00	62,460.00	51,172.08	-18.07%
10E001 1205 2230 00 000000 0000	DENTAL INSURANCE	4,120.00	1,420.00	1,411.72	-0.58%
10E002 1205 2230 00 000000 0000	DENTAL INSURANCE	8,560.00	7,000.00	6,245.25	-10.78%
10E003 1205 2230 00 000000 0000	DENTAL INSURANCE	0.00	500.00	0.00	-100.00%
10E004 1205 2230 00 000000 0000	DENTAL INSURANCE	4,360.00	2,065.00	1,513.76	-26.69%
10E005 1205 2230 00 000000 0000	DENTAL INSURANCE	3,020.00	2,815.00	2,142.76	-23.88%
10E008 1205 2230 00 000000 0000	DENTAL INSURANCE	4,115.00	3,805.00	3,360.98	-11.67%
10E010 1205 2230 00 000000 0000	DENTAL INSURANCE	4,835.00	3,505.00	3,409.04	-2.74%
10E011 1205 2230 00 000000 0000	DENTAL INSURANCE	5,275.00	3,565.00	2,978.32	-16.46%
10E001 1205 2250 00 000000 0000	LONG TERM DISABILITY	835.00	235.00	244.20	3.91%
10E001 1205 2290 00 000000 0000	TEACHER RETIREMENT INSURANCE	6,225.00	1,500.00	1,425.95	-4.94%
10E002 1205 2290 00 000000 0000	TEACHER RETIREMENT INSURANCE	10,780.00	9,995.00	9,171.77	-8.24%
10E003 1205 2290 00 000000 0000	TEACHER RETIREMENT INSURANCE	1,750.00	1,675.00	1,638.43	-2.18%
10E004 1205 2290 00 000000 0000	TEACHER RETIREMENT INSURANCE	5,115.00	3,780.00	3,315.79	-12.28%
10E005 1205 2290 00 000000 0000	TEACHER RETIREMENT INSURANCE	2,390.00	2,285.00	2,196.61	-3.87%
10E008 1205 2290 00 000000 0000	TEACHER RETIREMENT INSURANCE	3,695.00	2,985.00	2,798.74	-6.24%
10E010 1205 2290 00 000000 0000	TEACHER RETIREMENT INSURANCE	3,470.00	3,320.00	3,214.84	-3.17%
10E011 1205 2290 00 000000 0000	TEACHER RETIREMENT INSURANCE	4,975.00	4,050.00	4,176.42	3.12%
10E011 1205 2900 00 000000 0000	403B MATCH	350.00	300.00	350.00	16.67%
	TOTAL EMPLOYEE BENEFITS	971,446.00	678,826.00	609,694.35	-10.18%
10E001 1205 3100 00 000000 0000	PURCHASE SERVICES	50,000.00	0.00	50,592.97	0.00%
10E001 1205 3190 00 000000 0000	OTHER PROFESSIONAL SERVICES-NIA FEES	20,000.00	6,000.00	17,948.12	199.14%
10E001 1205 3320 00 000000 0000	TRAVEL	3,000.00	650.00	1,230.52	89.31%
10E008 1205 3320 00 000000 0000	TRAVEL	50.00	200.00	0.00	-100.00%
10E010 1205 3320 00 000000 0000	TRAVEL	50.00	200.00	0.00	-100.00%
	TOTAL PURCHASED SERVICES	73,100.00	7,050.00	69,771.61	889.67%
10E001 1205 4100 00 000000 0000	GENERAL SUPPLIES	1,500.00	0.00	0.00	0.00%
10E002 1205 4100 00 000000 0000	GENERAL SUPPLIES	2,750.00	1,750.00	2,116.62	20.95%
10E003 1205 4100 00 000000 0000	GENERAL SUPPLIES	300.00	300.00	50.40	-83.20%
10E004 1205 4100 00 000000 0000	GENERAL SUPPLIES	2,500.00	2,500.00	2,064.44	-17.42%
10E005 1205 4100 00 000000 0000	GENERAL SUPPLIES	150.00	200.00	125.00	-37.50%
10E008 1205 4100 00 000000 0000	GENERAL SUPPLIES	750.00	500.00	508.90	1.78%
10E010 1205 4100 00 000000 0000	GENERAL SUPPLIES	1,000.00	2,000.00	888.91	-55.55%
10E011 1205 4100 00 000000 0000	GENERAL SUPPLIES	1,073.00	1,073.00	14.99	-98.60%
	TOTAL SUPPLIES	10,023.00	8,323.00	5,769.26	-30.68%
10E001 1205 5400 00 000000 0000	CAPITAL OUTLAY	5,000.00	5,000.00	0.00	-100.00%
	TOTAL CAPITAL OUTLAYS	5,000.00	5,000.00	0.00	-100.00%
10E001 1205 6400 00 000000 0000	DUES/FEES	2,100.00	0.00	0.00	0.00%
	TOTAL OTHER OBJECTS	2,100.00	0.00	0.00	0.00%
10E001 1205 7100 00 000000 0000	NON-CAPITAL OUTLAY	4,000.00	4,000.00	0.00	-100.00%
	TOTAL NON-CAPITAL EQUIPMENT	4,000.00	4,000.00	0.00	-100.00%
	GRAND TOTAL SPECIAL EDUCATION	4,151,224.00	3,296,691.00	2,930,678.92	-11.10%
	EARLY CHILDHOOD				
10E001 1225 1000 00 000000 0000	EARLY CHILDHOOD COORDINATOR SALARY	15,000.00	51,000.00	0.00	-100.00%
10E001 1225 1110 00 000000 0000	EARLY CHILDHOOD SECRETARY SALARY	29,565.00	27,000.00	28,264.54	4.68%
10E004 1225 1100 00 000000 0000	EARLY CHILDHOOD SALARIES	122,465.00	118,300.00	102,905.27	-13.01%
10E008 1225 1100 00 000000 0000	EARLY CHILDHOOD SALARIES	147,315.00	140,665.00	130,142.80	-7.48%
10E010 1225 1100 00 000000 0000	EARLY CHILDHOOD SALARIES	151,662.00	195,065.00	191,785.49	-1.68%
10E008 1225 1120 00 000000 0000	LONGEVITY	1,095.00	1,075.00	1,075.63	0.06%
10E004 1225 1130 00 000000 0000	SALARY ADD ON	100.00	500.00	0.00	-100.00%
10E008 1225 1130 00 000000 0000	SALARY ADD ON	100.00	500.00	112.00	-77.60%
10E010 1225 1130 00 000000 0000	SALARY ADD ON	100.00	500.00	0.00	-100.00%
10E004 1225 1140 00 000000 0000	MENTOR	0.00	0.00	572.12	0.00%
10E010 1225 1140 00 000000 0000	MENTOR	0.00	0.00	172.40	0.00%
10E004 1225 1150 00 000000 0000	AIDE SALARIES	57,370.00	48,500.00	45,924.85	-5.31%
10E008 1225 1150 00 000000 0000	AIDE SALARIES	43,310.00	63,735.00	38,972.06	-38.85%
10E010 1225 1150 00 000000 0000	AIDE SALARIES	59,725.00	57,000.00	46,167.28	-19.00%
10E004 1225 1200 00 000000 0000	INSURANCE STIPEND	5,400.00	1,800.00	0.00	-100.00%
10E008 1225 1200 00 000000 0000	INSURANCE STIPEND	0.00	1,800.00	1,800.00	0.00%
10E010 1225 1200 00 000000 0000	INSURANCE STIPEND	4,500.00	5,400.00	1,800.00	-66.67%
	TOTAL SALARIES	637,707.00	712,840.00	589,694.44	-17.28%

10E001 1225 2110 00 000000 0000	TEACHER RETIREMENT	0.00	5,100.00	0.00	-100.00%
10E004 1225 2110 00 000000 0000	TEACHER RETIREMENT	12,500.00	12,055.00	10,590.02	-12.15%
10E008 1225 2110 00 000000 0000	TEACHER RETIREMENT	15,035.00	14,375.00	13,339.96	-7.20%
10E010 1225 2110 00 000000 0000	TEACHER RETIREMENT	15,360.00	19,825.00	19,518.75	-1.54%
10E001 1225 2160 00 000000 0000	TRS SURCHARGE EXPENSE	0.00	330.00	0.00	-100.00%
10E004 1225 2160 00 000000 0000	TRS SURCHARGE EXPENSE	805.00	775.00	682.49	-11.94%
10E008 1225 2160 00 000000 0000	TRS SURCHARGE EXPENSE	970.00	925.00	859.77	-7.05%
10E010 1225 2160 00 000000 0000	TRS SURCHARGE EXPENSE	990.00	1,275.00	1,258.05	-1.33%
10E001 1225 2210 00 000000 0000	LIFE INSURANCE	0.00	55.00	20.52	-62.69%
10E004 1225 2210 00 000000 0000	LIFE INSURANCE	100.00	90.00	74.73	-16.97%
10E008 1225 2210 00 000000 0000	LIFE INSURANCE	100.00	90.00	80.56	-10.49%
10E010 1225 2210 00 000000 0000	LIFE INSURANCE	100.00	135.00	123.12	-8.80%
10E001 1225 2220 00 000000 0000	MEDICAL INSURANCE	13,635.00	22,225.00	11,672.24	-47.48%
10E004 1225 2220 00 000000 0000	MEDICAL INSURANCE	21,000.00	27,100.00	22,279.44	-17.79%
10E008 1225 2220 00 000000 0000	MEDICAL INSURANCE	41,735.00	36,125.00	24,689.40	-31.66%
10E010 1225 2220 00 000000 0000	MEDICAL INSURANCE	30,885.00	26,740.00	31,709.60	18.58%
10E001 1225 2230 00 000000 0000	DENTAL INSURANCE	760.00	1,385.00	705.76	-49.04%
10E004 1225 2230 00 000000 0000	DENTAL INSURANCE	1,075.00	1,500.00	1,246.80	-16.88%
10E008 1225 2230 00 000000 0000	DENTAL INSURANCE	2,345.00	2,185.00	1,527.56	-30.09%
10E010 1225 2230 00 000000 0000	DENTAL INSURANCE	1,680.00	1,565.00	1,849.92	18.21%
10E001 1225 2250 00 000000 0000	LONG TERM DISABILITY	0.00	140.00	0.00	-100.00%
10E001 1225 2290 00 000000 0000	TEACHER RETIREMENT INSURANCE	0.00	900.00	0.00	-100.00%
10E004 1225 2290 00 000000 0000	TEACHER RETIREMENT INSURANCE	2,175.00	2,105.00	1,847.31	-12.24%
10E008 1225 2290 00 000000 0000	TEACHER RETIREMENT INSURANCE	2,625.00	2,505.00	2,327.08	-7.10%
10E010 1225 2290 00 000000 0000	TEACHER RETIREMENT INSURANCE	2,680.00	3,460.00	3,404.95	-1.59%
TOTAL	EMPLOYEE BENEFITS	166,555.00	182,965.00	149,808.03	-18.12%
10E010 1225 3100 00 000000 0000	PURCHASE SERVICES	5,000.00	10,000.00	52.50	-99.48%
TOTAL	PURCHASED SERVICES	5,000.00	10,000.00	52.50	-99.48%
10E004 1225 4100 00 000000 0000	GENERAL SUPPLIES	1,500.00	2,000.00	696.75	-65.16%
10E008 1225 4100 00 000000 0000	GENERAL SUPPLIES	1,500.00	2,000.00	584.12	-70.79%
10E010 1225 4100 00 000000 0000	GENERAL SUPPLIES	1,500.00	2,000.00	660.60	-66.97%
TOTAL	SUPPLIES	4,500.00	6,000.00	1,941.47	-67.64%
10E001 1225 6400 00 000000 0000	DUES/FEES	200.00	200.00	0.00	-100.00%
TOTAL	OTHER OBJECTS	200.00	200.00	0.00	-100.00%
GRAND TOTAL	EARLY CHILDHOOD	813,962.00	912,005.00	741,496.44	-18.70%
READING SPECIALIST					
10E003 1250 1100 00 000000 0000	READING SPECIALIST	13,350.00	13,000.00	12,165.47	-6.42%
10E004 1250 1100 00 000000 0000	READING SPECIALIST	182,035.00	176,380.00	174,922.80	-0.83%
10E005 1250 1100 00 000000 0000	READING SPECIALIST	75,565.00	72,205.00	71,155.80	-1.45%
10E008 1250 1100 00 000000 0000	READING SPECIALIST	131,815.00	121,300.00	119,361.30	-1.60%
10E010 1250 1100 00 000000 0000	READING SPECIALIST	178,830.00	170,885.00	169,096.40	-1.05%
10E011 1250 1100 00 000000 0000	READING SPECIALIST	91,960.00	85,445.00	57,229.90	-33.02%
10E004 1250 1120 00 000000 0000	LONGEVITY	3,375.00	0.00	0.00	0.00%
10E005 1250 1120 00 000000 0000	LONGEVITY	640.00	630.00	627.45	-0.40%
10E008 1250 1120 00 000000 0000	LONGEVITY	1,100.00	1,075.00	1,075.63	0.06%
10E010 1250 1120 00 000000 0000	LONGEVITY	1,280.00	1,255.00	1,254.90	-0.01%
10E011 1250 1120 00 000000 0000	LONGEVITY	1,095.00	1,075.00	1,075.63	0.06%
10E011 1250 1140 00 000000 0000	MENTOR	1,375.00	0.00	0.00	0.00%
10E010 1250 1200 00 000000 0000	INSURANCE STIPEND	1,800.00	1,800.00	1,800.00	0.00%
10E011 1250 1200 00 000000 0000	INSURANCE STIPEND	1,800.00	1,800.00	1,800.00	0.00%
TOTAL	SALARIES	686,020.00	646,850.00	611,565.28	-5.45%
10E003 1250 2110 00 000000 0000	TEACHER RETIREMENT	1,350.00	1,465.00	1,203.19	-17.87%
10E004 1250 2110 00 000000 0000	TEACHER RETIREMENT	18,695.00	17,800.00	17,656.13	-0.81%
10E005 1250 2110 00 000000 0000	TEACHER RETIREMENT	7,715.00	7,380.00	7,274.55	-1.43%
10E008 1250 2110 00 000000 0000	TEACHER RETIREMENT	13,340.00	12,460.00	12,257.61	-1.62%
10E010 1250 2110 00 000000 0000	TEACHER RETIREMENT	18,170.00	17,380.00	17,198.09	-1.05%
10E011 1250 2110 00 000000 0000	TEACHER RETIREMENT	9,520.00	8,735.00	5,944.51	-31.95%
10E003 1250 2160 00 000000 0000	TRS SURCHARGE EXPENSE	90.00	94.00	77.54	-17.51%
10E004 1250 2160 00 000000 0000	TRS SURCHARGE EXPENSE	1,205.00	1,150.00	1,138.04	-1.04%
10E005 1250 2160 00 000000 0000	TRS SURCHARGE EXPENSE	500.00	475.00	468.78	-1.31%
10E008 1250 2160 00 000000 0000	TRS SURCHARGE EXPENSE	860.00	805.00	789.93	-1.87%
10E010 1250 2160 00 000000 0000	TRS SURCHARGE EXPENSE	1,175.00	1,120.00	1,108.35	-1.04%
10E011 1250 2160 00 000000 0000	TRS SURCHARGE EXPENSE	615.00	565.00	383.15	-32.19%
10E003 1250 2210 00 000000 0000	LIFE INSURANCE	10.00	10.00	6.92	-30.80%

10E004 1250 2210 00 000000 0000	LIFE INSURANCE	100.00	95.00	83.60	-12.00%
10E005 1250 2210 00 000000 0000	LIFE INSURANCE	50.00	45.00	41.04	-8.80%
10E008 1250 2210 00 000000 0000	LIFE INSURANCE	100.00	95.00	82.08	-13.60%
10E010 1250 2210 00 000000 0000	LIFE INSURANCE	100.00	95.00	82.08	-13.60%
10E011 1250 2210 00 000000 0000	LIFE INSURANCE	50.00	45.00	26.35	-41.44%
10E003 1250 2220 00 000000 0000	MEDICAL INSURANCE	2,950.00	0.00	0.00	0.00%
10E004 1250 2220 00 000000 0000	MEDICAL INSURANCE	27,930.00	25,905.00	25,652.04	-0.98%
10E005 1250 2220 00 000000 0000	MEDICAL INSURANCE	20,460.00	17,710.00	17,508.28	-1.14%
10E008 1250 2220 00 000000 0000	MEDICAL INSURANCE	20,870.00	18,070.00	17,864.00	-1.14%
10E010 1250 2220 00 000000 0000	MEDICAL INSURANCE	10,440.00	9,035.00	8,932.00	-1.14%
10E003 1250 2230 00 000000 0000	DENTAL INSURANCE	90.00	0.00	0.00	0.00%
10E004 1250 2230 00 000000 0000	DENTAL INSURANCE	1,680.00	1,565.00	1,557.88	-0.45%
10E005 1250 2230 00 000000 0000	DENTAL INSURANCE	1,140.00	1,065.00	1,058.84	-0.58%
10E008 1250 2230 00 000000 0000	DENTAL INSURANCE	1,075.00	1,005.00	998.08	-0.69%
10E010 1250 2230 00 000000 0000	DENTAL INSURANCE	540.00	500.00	499.04	-0.19%
10E003 1250 2290 00 000000 0000	TEACHER RETIREMENT INSURANCE	236.00	255.00	209.90	-17.69%
10E004 1250 2290 00 000000 0000	TEACHER RETIREMENT INSURANCE	3,265.00	3,105.00	3,079.96	-0.81%
10E005 1250 2290 00 000000 0000	TEACHER RETIREMENT INSURANCE	1,350.00	1,290.00	1,269.03	-1.63%
10E008 1250 2290 00 000000 0000	TEACHER RETIREMENT INSURANCE	2,330.00	2,175.00	2,138.19	-1.69%
10E010 1250 2290 00 000000 0000	TEACHER RETIREMENT INSURANCE	3,170.00	3,035.00	3,000.12	-1.15%
10E011 1250 2290 00 000000 0000	TEACHER RETIREMENT INSURANCE	1,665.00	1,525.00	1,036.94	-32.00%
	TOTAL EMPLOYEE BENEFITS	172,836.00	156,054.00	150,626.24	-3.48%
	GRAND TOTAL READING SPECIALISTS	858,856.00	802,904.00	762,191.52	-5.07%
	VOCATIONAL PROGRAMS				
10E002 1400 3100 00 000000 0000	PURCHASE SERVICES	6,000.00	6,000.00	750.00	-87.50%
10E002 1400 3320 00 000000 0000	TRAVEL	500.00	1,000.00	280.80	-71.92%
	TOTAL PURCHASED SERVICES	6,500.00	7,000.00	1,030.80	-85.27%
10E002 1400 4100 00 000000 0000	AGRICULTURE/VET TECH SUPPLIES	3,000.00	2,688.00	2,547.09	-5.24%
10E002 1400 4110 00 000000 0000	CAREER PATHWAYS SUPPLIES	20,000.00	20,000.00	8,674.52	-56.63%
10E002 1400 4100 03 000000 0000	CTE/INCUBATOR/MOBILE MAKER SUPPLIES	2,000.00	1,715.00	2,083.30	21.48%
	TOTAL SUPPLIES	25,000.00	24,403.00	13,304.91	-45.48%
10E002 1400 5400 00 000000 0000	CAPITAL OUTLAY	30,000.00	28,596.00	0.00	-100.00%
	TOTAL CAPITAL OUTLAYS	30,000.00	28,596.00	0.00	0.00%
10E002 1400 6400 00 000000 0000	DUES/FEES	3,000.00	3,000.00	0.00	-100.00%
	TOTAL OTHER OBJECTS	3,000.00	3,000.00	0.00	-100.00%
	GRAND TOTAL VOCATIONAL PROGRAMS	64,500.00	62,999.00	14,335.71	-77.24%
	ATHLETICS				
10E002 1500 1000 00 000000 0000	ATHLETIC DIRECTOR SALARY	207,675.00	115,270.00	115,269.23	0.00%
10E003 1500 1000 00 000000 0000	ATHLETIC DIRECTOR SALARY	4,685.00	4,550.00	4,717.68	3.69%
10E011 1500 1000 00 000000 0000	ATHLETIC DIRECTOR SALARY	4,685.00	4,550.00	5,639.52	23.95%
10E002 1500 1100 00 000000 0000	CHS COACHING	390,000.00	366,000.00	356,799.61	-2.51%
10E003 1500 1100 00 000000 0000	CMS COACHING	44,300.00	42,825.00	44,979.80	5.03%
10E011 1500 1100 00 000000 0000	PKMS COACHING	67,800.00	65,720.00	75,757.49	15.27%
10E002 1500 1110 00 000000 0000	SECRETARY SALARY	34,635.00	63,045.00	32,742.43	-48.06%
10E002 1500 1250 00 000000 0000	ATHLETIC SUPERVISION	70,000.00	70,000.00	63,233.38	-9.67%
10E003 1500 1250 00 000000 0000	ATHLETIC SUPERVISION	7,500.00	15,000.00	4,745.00	-68.37%
10E011 1500 1250 00 000000 0000	ATHLETIC SUPERVISION	11,000.00	11,000.00	7,940.00	-27.82%
10E002 1500 1900 00 000000 0000	SALARY ADD ON	2,000.00	4,000.00	-0.01	-100.00%
	TOTAL SALARIES	844,280.00	761,960.00	711,824.13	-6.58%
10E002 1500 2110 00 000000 0000	TEACHER RETIREMENT-AD/COACHING	57,000.00	58,175.00	40,344.37	-30.65%
10E003 1500 2110 00 000000 0000	TEACHER RETIREMENT-AD/COACHING	5,190.00	5,720.00	5,025.41	-12.14%
10E011 1500 2110 00 000000 0000	TEACHER RETIREMENT-AD/COACHING	7,780.00	7,125.00	7,485.45	5.06%
10E002 1500 2160 00 000000 0000	TRS SURCHARGE EXPENSE-AD/COACHING	3,675.00	3,920.00	2,815.21	-28.18%
10E003 1500 2160 00 000000 0000	TRS SURCHARGE EXPENSE-AD/COACHING	335.00	370.00	344.42	-6.91%
10E011 1500 2160 00 000000 0000	TRS SURCHARGE EXPENSE-AD/COACHING	500.00	460.00	482.48	4.89%
10E002 1500 2210 00 000000 0000	LIFE INSURANCE	200.00	130.00	106.96	-17.72%
10E003 1500 2210 00 000000 0000	LIFE INSURANCE	0.00	0.00	0.32	0.00%
10E011 1500 2210 00 000000 0000	LIFE INSURANCE	0.00	0.00	0.24	0.00%
10E002 1500 2220 00 000000 0000	MEDICAL INSURANCE	48,135.00	27,100.00	16,761.10	-38.15%
10E002 1500 2230 00 000000 0000	DENTAL INSURANCE	2,595.00	1,500.00	942.00	-37.20%
10E011 1500 2230 00 000000 0000	DENTAL INSURANCE	0.00	0.00	6.00	0.00%
10E002 1500 2290 00 000000 0000	TEACHER RETIREMENT INSURANCE	9,945.00	10,345.00	7,286.61	-29.56%
10E003 1500 2290 00 000000 0000	TEACHER RETIREMENT INSURANCE	905.00	1,000.00	899.91	-10.01%

10E011 1500 2290 00 000000 0000	TEACHER RETIREMENT INSURANCE	1,360.00	1,245.00	1,305.33	4.85%
	TOTAL EMPLOYEE BENEFITS	137,620.00	117,090.00	83,805.81	-28.43%
10E002 1500 3120 00 000000 0000	ATHLETIC IHSA STATE SERVICES	30,000.00	30,000.00	26,968.66	-10.10%
10E002 1500 3190 00 000000 0000	ATHLETIC PURCHASED SERVICES	120,000.00	105,000.00	116,607.77	11.06%
10E003 1500 3190 00 000000 0000	ATHLETIC PURCHASED SERVICES	6,000.00	6,600.00	4,984.80	-24.47%
10E011 1500 3190 00 000000 0000	ATHLETIC PURCHASED SERVICES	7,155.00	7,155.00	8,872.17	24.00%
10E002 1500 3230 00 000000 0000	REPAIRS	20,000.00	0.00	0.00	0.00%
10E003 1500 3230 00 000000 0000	REPAIRS	4,500.00	4,300.00	4,584.32	6.61%
10E011 1500 3230 00 000000 0000	REPAIRS	2,241.00	2,241.00	3,641.57	62.50%
10E002 1500 3320 00 000000 0000	TRAVEL	1,500.00	1,500.00	660.44	-55.97%
10E003 1500 3320 00 000000 0000	TRAVEL	300.00	50.00	365.00	630.00%
10E011 1500 3320 00 000000 0000	TRAVEL	324.00	324.00	417.75	28.94%
10E002 1500 3900 00 000000 0000	OTHER PURCHASE SERVICES	30,000.00	27,000.00	19,752.80	-26.84%
10E002 1500 3910 00 000000 0000	OTHER PURCHASE SERVICES	2,000.00	2,000.00	276.00	-86.20%
	TOTAL PURCHASED SERVICES	224,020.00	186,170.00	187,131.28	0.52%
10E002 1500 4100 00 000000 0000	ATHLETIC SUPPLIES	80,000.00	60,000.00	54,221.04	-9.63%
10E003 1500 4100 00 000000 0000	ATHLETIC SUPPLIES	5,000.00	6,950.00	2,488.91	-64.19%
10E011 1500 4100 00 000000 0000	ATHLETIC SUPPLIES	9,369.00	9,369.00	3,919.30	-58.17%
10E002 1500 4110 00 000000 0000	UNIFORMS	25,500.00	25,500.00	33,219.74	30.27%
10E003 1500 4110 00 000000 0000	UNIFORMS	4,200.00	4,200.00	5,052.25	20.29%
10E011 1500 4110 00 000000 0000	UNIFORMS	4,400.00	4,400.00	4,554.91	3.52%
10E002 1500 4120 00 000000 0000	IHSA STATE SUPPLIES	6,200.00	5,800.00	8,928.72	53.94%
10E002 1500 4900 00 000000 0000	OTHER ATHLETIC SUPPLIES	16,000.00	15,000.00	15,791.87	5.28%
10E002 1500 4910 00 000000 0000	OTHER SUPPLIES	500.00	2,500.00	240.50	-90.38%
	TOTAL SUPPLIES	151,169.00	133,719.00	128,417.24	-3.96%
10E002 1500 5400 00 000000 0000	CAPITAL OUTLAY	5,000.00	5,000.00	7,066.16	41.32%
	TOTAL CAPITAL OUTLAYS	5,000.00	5,000.00	7,066.16	41.32%
10E002 1500 6400 00 000000 0000	DUES/FEES	50,000.00	46,000.00	47,830.30	3.98%
10E003 1500 6400 00 000000 0000	DUES/FEES	2,000.00	2,400.00	1,600.00	-33.33%
10E011 1500 6400 00 000000 0000	DUES/FEES	2,190.00	2,190.00	1,305.00	-40.41%
	TOTAL OTHER OBJECTS	54,190.00	50,590.00	50,735.30	0.29%
10E002 1500 7100 00 000000 0000	NON-CAPITAL OUTLAY	2,000.00	2,000.00	15,919.45	695.97%
10E003 1500 7100 00 000000 0000	NON-CAPITAL OUTLAY	1,000.00	500.00	1,021.16	104.23%
10E011 1500 7100 00 000000 0000	NON-CAPITAL OUTLAY	1,323.00	1,323.00	2,055.32	55.35%
	TOTAL NON-CAPITAL EQUIPMENT	4,323.00	3,823.00	18,995.93	396.89%
	GRAND TOTAL ATHLETICS	1,420,602.00	1,258,352.00	1,187,975.85	-5.59%
DRIVER'S EDUCATION					
10E002 1730 1100 00 000000 0000	HS DRIVER'S ED SALARY	70,020.00	52,700.00	48,920.56	-7.17%
10E002 1730 1130 00 000000 0000	HS DRIVER'S ED SALARY ADD ON	40,000.00	35,000.00	37,276.00	6.50%
	TOTAL SALARIES	110,020.00	87,700.00	86,196.56	-1.71%
10E002 1730 2110 00 000000 0000	TEACHER RETIREMENT	10,970.00	4,500.00	6,697.48	48.83%
10E002 1730 2160 00 000000 0000	TRS SURCHARGE EXPENSE	710.00	420.00	544.12	29.55%
10E002 1730 2210 00 000000 0000	LIFE INSURANCE	50.00	10.00	31.86	218.60%
10E002 1730 2220 00 000000 0000	MEDICAL INSURANCE	10,225.00	8,000.00	6,496.48	-18.79%
10E002 1730 2230 00 000000 0000	DENTAL INSURANCE	570.00	500.00	394.04	-21.19%
10E002 1730 2290 00 000000 0000	TEACHER RETIREMENT INSURANCE	1,915.00	850.00	1,298.40	52.75%
10E002 1730 2900 00 000000 0000	403B MATCH	175.00	0.00	160.00	0.00%
	TOTAL EMPLOYEE BENEFITS	24,615.00	14,280.00	15,622.38	9.40%
10E002 1730 3100 00 000000 0000	PURCHASE SERVICES	1,800.00	1,800.00	238.04	-86.78%
	TOTAL PURCHASED SERVICES	1,800.00	1,800.00	238.04	-86.78%
10E002 1730 4100 00 000000 0000	DRIVER'S ED SUPPLIES	8,000.00	7,950.00	7,816.42	-1.68%
	TOTAL SUPPLIES	8,000.00	7,950.00	7,816.42	-1.68%
10E002 1730 5400 00 000000 0000	CAPITAL OUTLAY	20,000.00	15,000.00	0.00	-100.00%
	TOTAL CAPITAL OUTLAYS	20,000.00	15,000.00	0.00	-100.00%
	GRAND TOTAL DRIVER'S EDUCATION	164,435.00	126,730.00	109,873.40	-13.30%
ENGLISH LANGUAGE LEARNER					
10E001 1800 1000 00 000000 0000	ELL DIRECTOR	43,750.00	51,420.00	59,008.77	14.76%
10E002 1800 1100 00 000000 0000	ELL TEACHER SALARY	38,140.00	36,445.00	35,626.80	-2.25%

10E003 1800 1100 00 000000 0000	ELL TEACHER SALARY	15,830.00	15,125.00	14,972.56	-1.01%
10E004 1800 1100 00 000000 0000	ELL TEACHER SALARY	178,075.00	172,820.00	94,069.44	-45.57%
10E005 1800 1100 00 000000 0000	ELL TEACHER SALARY	31,050.00	29,665.00	13,469.45	-54.59%
10E008 1800 1100 00 000000 0000	ELL TEACHER SALARY	124,465.00	77,275.00	79,164.77	2.45%
10E010 1800 1100 00 000000 0000	ELL TEACHER SALARY	106,690.00	101,950.00	101,696.34	-0.25%
10E011 1800 1100 00 000000 0000	ELL TEACHER SALARY	67,550.00	57,690.00	53,364.36	-7.50%
10E004 1800 1120 00 000000 0000	LONGEVITY	640.00	630.00	627.45	-0.40%
10E001 1800 1130 00 000000 0000	TRANSLATION SERVICES SALARIES	1,500.00	100.00	1,447.80	1347.80%
10E002 1800 1130 00 000000 0000	SALARY ADD ON	600.00	100.00	600.32	500.32%
10E003 1800 1130 00 000000 0000	SALARY ADD ON	100.00	100.00	0.00	-100.00%
10E004 1800 1130 00 000000 0000	SALARY ADD ON	100.00	100.00	0.00	-100.00%
10E005 1800 1130 00 000000 0000	SALARY ADD ON	100.00	100.00	0.00	-100.00%
10E008 1800 1130 00 000000 0000	SALARY ADD ON	100.00	100.00	0.00	-100.00%
10E010 1800 1130 00 000000 0000	SALARY ADD ON	100.00	100.00	0.00	-100.00%
10E011 1800 1130 00 000000 0000	SALARY ADD ON	100.00	100.00	0.00	-100.00%
10E004 1800 1140 00 000000 0000	MENTOR SALARY	0.00	1,300.00	0.00	-100.00%
10E008 1800 1140 00 000000 0000	MENTOR SALARY	1,100.00	1,335.00	882.20	-33.92%
10E010 1800 1140 00 000000 0000	MENTOR SALARY	0.00	0.00	616.80	0.00%
10E011 1800 1140 00 000000 0000	MENTOR SALARY	1,100.00	0.00	0.00	0.00%
10E004 1800 1200 00 000000 0000	INSURANCE STIPEND	3,600.00	1,800.00	1,800.00	0.00%
10E008 1800 1200 00 000000 0000	INSURANCE STIPEND	0.00	1,800.00	1,800.00	0.00%
10E010 1800 1200 00 000000 0000	INSURANCE STIPEND	0.00	1,800.00	1,650.00	-8.33%
10E011 1800 1200 00 000000 0000	INSURANCE STIPEND	0.00	1,800.00	0.00	-100.00%
	TOTAL SALARIES	614,690.00	553,655.00	460,797.06	-16.77%
10E001 1800 2110 00 000000 0000	TEACHER RETIREMENT	4,420.00	5,265.00	6,157.30	16.95%
10E002 1800 2110 00 000000 0000	TEACHER RETIREMENT	3,900.00	3,730.00	3,689.92	-1.07%
10E003 1800 2110 00 000000 0000	TEACHER RETIREMENT	1,620.00	1,550.00	1,525.26	-1.60%
10E004 1800 2110 00 000000 0000	TEACHER RETIREMENT	18,210.00	17,690.00	9,756.28	-44.85%
10E005 1800 2110 00 000000 0000	TEACHER RETIREMENT	3,160.00	3,025.00	1,421.17	-53.02%
10E008 1800 2110 00 000000 0000	TEACHER RETIREMENT	12,600.00	7,955.00	8,145.19	2.39%
10E010 1800 2110 00 000000 0000	TEACHER RETIREMENT	10,910.00	10,440.00	10,509.52	0.67%
10E011 1800 2110 00 000000 0000	TEACHER RETIREMENT	6,970.00	5,885.00	5,277.78	-10.32%
10E001 1800 2160 00 000000 0000	TRS SURCHARGE EXPENSE	285.00	340.00	396.86	16.72%
10E002 1800 2160 00 000000 0000	TRS SURCHARGE EXPENSE	250.00	240.00	237.84	-0.90%
10E003 1800 2160 00 000000 0000	TRS SURCHARGE EXPENSE	105.00	100.00	98.37	-1.63%
10E004 1800 2160 00 000000 0000	TRS SURCHARGE EXPENSE	1,175.00	1,140.00	628.76	-44.85%
10E005 1800 2160 00 000000 0000	TRS SURCHARGE EXPENSE	205.00	195.00	91.59	-53.03%
10E008 1800 2160 00 000000 0000	TRS SURCHARGE EXPENSE	815.00	515.00	524.88	1.92%
10E010 1800 2160 00 000000 0000	TRS SURCHARGE EXPENSE	705.00	675.00	677.38	0.35%
10E011 1800 2160 00 000000 0000	TRS SURCHARGE EXPENSE	450.00	380.00	340.15	-10.49%
10E001 1800 2210 00 000000 0000	LIFE INSURANCE	90.00	55.00	54.80	-0.36%
10E002 1800 2210 00 000000 0000	LIFE INSURANCE	35.00	45.00	28.96	-35.64%
10E003 1800 2210 00 000000 0000	LIFE INSURANCE	15.00	45.00	12.08	-73.16%
10E004 1800 2210 00 000000 0000	LIFE INSURANCE	140.00	140.00	55.02	-60.70%
10E005 1800 2210 00 000000 0000	LIFE INSURANCE	25.00	25.00	12.09	-51.64%
10E008 1800 2210 00 000000 0000	LIFE INSURANCE	90.00	85.00	72.88	-14.26%
10E010 1800 2210 00 000000 0000	LIFE INSURANCE	90.00	90.00	83.60	-7.11%
10E011 1800 2210 00 000000 0000	LIFE INSURANCE	45.00	45.00	42.56	-5.42%
10E001 1800 2220 00 000000 0000	MEDICAL INSURANCE	13,635.00	13,695.00	21,509.26	57.06%
10E002 1800 2220 00 000000 0000	MEDICAL INSURANCE	7,375.00	9,035.00	6,312.28	-30.14%
10E003 1800 2220 00 000000 0000	MEDICAL INSURANCE	3,060.00	2,000.00	2,619.72	30.99%
10E004 1800 2220 00 000000 0000	MEDICAL INSURANCE	10,435.00	18,065.00	7,355.42	-59.28%
10E005 1800 2220 00 000000 0000	MEDICAL INSURANCE	5,220.00	4,520.00	2,439.05	-46.04%
10E008 1800 2220 00 000000 0000	MEDICAL INSURANCE	29,280.00	9,915.00	1,404.40	-85.84%
10E010 1800 2220 00 000000 0000	MEDICAL INSURANCE	27,930.00	16,870.00	20,598.94	22.10%
10E011 1800 2220 00 000000 0000	MEDICAL INSURANCE	10,435.00	0.00	1,404.40	0.00%
10E001 1800 2230 00 000000 0000	DENTAL INSURANCE	760.00	530.00	876.16	65.31%
10E002 1800 2230 00 000000 0000	DENTAL INSURANCE	380.00	500.00	352.64	-29.47%
10E003 1800 2230 00 000000 0000	DENTAL INSURANCE	160.00	500.00	146.40	-70.72%
10E004 1800 2230 00 000000 0000	DENTAL INSURANCE	540.00	1,000.00	415.67	-58.43%
10E005 1800 2230 00 000000 0000	DENTAL INSURANCE	570.00	250.00	140.32	-43.87%
10E008 1800 2230 00 000000 0000	DENTAL INSURANCE	1,675.00	385.00	111.88	-70.94%
10E010 1800 2230 00 000000 0000	DENTAL INSURANCE	1,675.00	1,065.00	1,319.30	23.88%
10E011 1800 2230 00 000000 0000	DENTAL INSURANCE	540.00	0.00	81.84	0.00%
10E001 1800 2250 00 000000 0000	LONG TERM DISABILITY	155.00	0.00	20.00	0.00%
10E001 1800 2290 00 000000 0000	TEACHERS RETIREMENT INSURANCE	770.00	920.00	1,074.25	16.77%
10E002 1800 2290 00 000000 0000	TEACHERS RETIREMENT INSURANCE	680.00	650.00	643.72	-0.97%
10E003 1800 2290 00 000000 0000	TEACHERS RETIREMENT INSURANCE	280.00	270.00	266.04	-1.47%
10E004 1800 2290 00 000000 0000	TEACHERS RETIREMENT INSURANCE	3,175.00	3,085.00	1,701.95	-44.83%
10E005 1800 2290 00 000000 0000	TEACHERS RETIREMENT INSURANCE	550.00	530.00	247.84	-53.24%

10E008 1800 2290 00 000000 0000	TEACHERS RETIREMENT INSURANCE	2,200.00	1,390.00	1,420.88	2.22%
10E010 1800 2290 00 000000 0000	TEACHERS RETIREMENT INSURANCE	1,905.00	1,820.00	1,833.35	0.73%
10E011 1800 2290 00 000000 0000	TEACHERS RETIREMENT INSURANCE	1,215.00	1,030.00	920.76	-10.61%
10E004 1800 2900 00 000000 0000	403B MATCH	350.00	300.00	350.00	16.67%
10E008 1800 2900 00 000000 0000	403B MATCH	600.00	600.00	528.85	-11.86%
10E010 1800 2900 00 000000 0000	403B MATCH	350.00	0.00	350.00	0.00%
	TOTAL EMPLOYEE BENEFITS	192,210.00	148,580.00	126,285.56	-15.01%
10E001 1800 3190 00 000000 0000	ELL PURCHASED SERVICES	13,000.00	10,000.00	12,974.03	29.74%
10E001 1800 3320 00 000000 0000	ELL TRAVEL	350.00	350.00	0.00	-100.00%
	TOTAL PURCHASED SERVICES	13,350.00	10,350.00	12,974.03	25.35%
10E001 1800 4100 00 000000 0000	ELL SUPPLIES	4,000.00	4,000.00	1,204.40	-69.89%
10E002 1800 4100 00 000000 0000	ELL SUPPLIES	500.00	200.00	0.00	-100.00%
10E003 1800 4100 00 000000 0000	ELL SUPPLIES	150.00	150.00	0.00	-100.00%
10E004 1800 4100 00 000000 0000	ELL SUPPLIES	500.00	500.00	494.65	-1.07%
10E005 1800 4100 00 000000 0000	ELL SUPPLIES	250.00	250.00	90.93	-63.63%
10E008 1800 4100 00 000000 0000	ELL SUPPLIES	250.00	250.00	249.22	-0.31%
10E010 1800 4100 00 000000 0000	ELL SUPPLIES	500.00	500.00	362.98	-27.40%
10E011 1800 4100 00 000000 0000	ELL SUPPLIES	250.00	250.00	229.59	-8.16%
	TOTAL SUPPLIES	6,400.00	6,100.00	2,631.77	-56.86%
10E001 1800 6400 00 000000 0000	DUES/FEES	300.00	300.00	275.00	-8.33%
	TOTAL OTHER OBJECTS	300.00	300.00	275.00	-8.33%
	GRAND TOTAL ENGLISH LANGUAGE LEARNER	826,950.00	718,985.00	602,963.42	-16.14%
SPECIAL EDUCATION PRIVATE TUITION					
10E001 1912 6700 00 000000 0000	SPECIAL ED K-12 PRIVATE TUITION	1,850,000.00	1,500,000.00	1,669,395.39	11.29%
	TOTAL OTHER OBJECTS	1,850,000.00	1,500,000.00	1,669,395.39	11.29%
	GRAND TOTAL SPECIAL ED PRIVATE TUITION	1,850,000.00	1,500,000.00	1,669,395.39	11.29%
ACTIVITY ACCOUNTS					
10E000 1999 6000 00 000000 0000	CHS ACTIVITY FUND EXPENDITURES	500,000.00	280,000.00	498,506.23	78.04%
10E001 1999 6000 00 000000 0000	ELEM MS ACTY FUND EXPENDITURES	27,000.00	9,500.00	27,225.40	186.58%
	TOTAL OTHER OBJECTS	527,000.00	289,500.00	525,731.63	81.60%
	GRAND TOTAL ACTIVITY ACCOUNTS	527,000.00	289,500.00	525,731.63	81.60%
SOCIAL WORK					
10E002 2110 1100 00 000000 0000	SOCIAL WORKER	256,590.00	268,900.00	217,408.45	-19.15%
10E003 2110 1100 00 000000 0000	SOCIAL WORKER	66,005.00	63,100.00	60,097.82	-4.76%
10E004 2110 1100 00 000000 0000	SOCIAL WORKER	121,760.00	143,530.00	112,025.11	-21.95%
10E005 2110 1100 00 000000 0000	SOCIAL WORKER	36,210.00	34,615.00	30,953.00	-10.58%
10E008 2110 1100 00 000000 0000	SOCIAL WORKER	131,805.00	61,355.00	85,738.71	39.74%
10E010 2110 1100 00 000000 0000	SOCIAL WORKER	151,555.00	144,890.00	107,291.14	-25.95%
10E011 2110 1100 00 000000 0000	SOCIAL WORKER	147,650.00	141,150.00	122,740.64	-13.04%
10E004 2110 1120 00 000000 0000	LONGEVITY	0.00	1,075.00	1,075.63	0.06%
10E008 2110 1120 00 000000 0000	LONGEVITY	0.00	630.00	0.00	-100.00%
10E002 2110 1140 00 000000 0000	MENTOR	1,100.00	2,135.00	1,992.40	-6.68%
10E004 2110 1140 00 000000 0000	MENTOR	1,100.00	1,335.00	1,111.00	-16.78%
10E008 2110 1140 00 000000 0000	MENTOR	1,100.00	0.00	0.00	0.00%
10E011 2110 1140 00 000000 0000	MENTOR	0.00	1,335.00	888.40	-33.45%
10E002 2110 1200 00 000000 0000	INSURANCE STIPEND	1,800.00	3,600.00	1,650.00	-54.17%
10E005 2110 1200 00 000000 0000	INSURANCE STIPEND	0.00	1,800.00	0.00	-100.00%
	TOTAL SALARIES	916,675.00	869,450.00	742,972.30	-14.55%
10E002 2110 2110 00 000000 0000	TEACHER RETIREMENT	26,200.00	26,625.00	21,564.54	-19.01%
10E003 2110 2110 00 000000 0000	TEACHER RETIREMENT	6,710.00	6,420.00	6,121.82	-4.64%
10E004 2110 2110 00 000000 0000	TEACHER RETIREMENT	12,510.00	14,900.00	11,562.72	-22.40%
10E005 2110 2110 00 000000 0000	TEACHER RETIREMENT	3,580.00	3,600.00	3,061.27	-14.96%
10E008 2110 2110 00 000000 0000	TEACHER RETIREMENT	12,610.00	6,245.00	8,744.66	40.03%
10E010 2110 2110 00 000000 0000	TEACHER RETIREMENT	15,345.00	14,690.00	10,788.40	-26.56%
10E011 2110 2110 00 000000 0000	TEACHER RETIREMENT	14,960.00	14,315.00	12,583.87	-12.09%
10E002 2110 2160 00 000000 0000	TRS SURCHARGE EXPENSE	1,690.00	1,715.00	1,389.79	-18.96%
10E003 2110 2160 00 000000 0000	TRS SURCHARGE EXPENSE	435.00	415.00	394.56	-4.93%
10E004 2110 2160 00 000000 0000	TRS SURCHARGE EXPENSE	810.00	960.00	745.18	-22.38%
10E005 2110 2160 00 000000 0000	TRS SURCHARGE EXPENSE	230.00	235.00	197.27	-16.06%
10E008 2110 2160 00 000000 0000	TRS SURCHARGE EXPENSE	815.00	405.00	563.45	39.12%
10E010 2110 2160 00 000000 0000	TRS SURCHARGE EXPENSE	990.00	950.00	695.47	-26.79%

10E011 2110 2160 00 000000 0000	TRS SURCHARGE EXPENSE	965.00	925.00	810.95	-12.33%
10E002 2110 2210 00 000000 0000	LIFE INSURANCE	185.00	185.00	138.32	-25.23%
10E003 2110 2210 00 000000 0000	LIFE INSURANCE	45.00	45.00	40.44	-10.13%
10E004 2110 2210 00 000000 0000	LIFE INSURANCE	90.00	95.00	61.86	-34.88%
10E005 2110 2210 00 000000 0000	LIFE INSURANCE	50.00	45.00	36.48	-18.93%
10E008 2110 2210 00 000000 0000	LIFE INSURANCE	90.00	45.00	61.36	36.36%
10E010 2110 2210 00 000000 0000	LIFE INSURANCE	90.00	95.00	57.53	-39.44%
10E011 2110 2210 00 000000 0000	LIFE INSURANCE	90.00	95.00	73.39	-22.75%
10E002 2110 2220 00 000000 0000	MEDICAL INSURANCE	48,380.00	17,810.00	23,617.00	32.61%
10E003 2110 2220 00 000000 0000	MEDICAL INSURANCE	20,450.00	17,710.00	16,957.94	-4.25%
10E004 2110 2220 00 000000 0000	MEDICAL INSURANCE	20,870.00	24,840.00	20,234.47	-18.54%
10E008 2110 2220 00 000000 0000	MEDICAL INSURANCE	30,885.00	17,710.00	21,880.66	23.55%
10E010 2110 2220 00 000000 0000	MEDICAL INSURANCE	30,885.00	26,740.00	20,854.28	-22.01%
10E011 2110 2220 00 000000 0000	MEDICAL INSURANCE	30,885.00	26,740.00	24,748.69	-7.45%
10E002 2110 2230 00 000000 0000	DENTAL INSURANCE	2,815.00	1,000.00	1,416.60	41.66%
10E003 2110 2230 00 000000 0000	DENTAL INSURANCE	735.00	685.00	659.93	-3.66%
10E004 2110 2230 00 000000 0000	DENTAL INSURANCE	1,075.00	1,565.00	1,316.56	-15.87%
10E008 2110 2230 00 000000 0000	DENTAL INSURANCE	1,675.00	1,065.00	1,302.90	22.34%
10E010 2110 2230 00 000000 0000	DENTAL INSURANCE	1,270.00	1,185.00	885.97	-25.23%
10E011 2110 2230 00 000000 0000	DENTAL INSURANCE	1,675.00	1,565.00	1,453.97	-7.09%
10E002 2110 2290 00 000000 0000	TEACHER RETIREMENT INSURANCE	4,570.00	4,645.00	3,761.86	-19.01%
10E003 2110 2290 00 000000 0000	TEACHER RETIREMENT INSURANCE	1,170.00	1,120.00	1,067.87	-4.65%
10E004 2110 2290 00 000000 0000	TEACHER RETIREMENT INSURANCE	2,185.00	2,600.00	2,017.13	-22.42%
10E005 2110 2290 00 000000 0000	TEACHER RETIREMENT INSURANCE	625.00	630.00	534.03	-15.23%
10E008 2110 2290 00 000000 0000	TEACHER RETIREMENT INSURANCE	2,200.00	1,090.00	1,525.32	39.94%
10E010 2110 2290 00 000000 0000	TEACHER RETIREMENT INSURANCE	2,675.00	2,560.00	1,882.26	-26.47%
10E011 2110 2290 00 000000 0000	TEACHER RETIREMENT INSURANCE	2,610.00	2,500.00	2,194.97	-12.20%
10E002 2110 2900 00 000000 0000	403B MATCH	350.00	0.00	350.00	0.00%
	TOTAL EMPLOYEE BENEFITS	306,475.00	246,765.00	228,355.74	-7.46%
10E002 2110 4100 00 000000 0000	SOCIAL WORK SUPPLIES	700.00	120.00	138.45	15.38%
10E003 2110 4100 00 000000 0000	SOCIAL WORK SUPPLIES	100.00	150.00	0.00	-100.00%
10E004 2110 4100 00 000000 0000	SOCIAL WORK SUPPLIES	100.00	100.00	99.97	-0.03%
10E005 2110 4100 00 000000 0000	SOCIAL WORK SUPPLIES	100.00	125.00	40.97	-67.22%
10E008 2110 4100 00 000000 0000	SOCIAL WORK SUPPLIES	400.00	200.00	318.81	59.41%
10E010 2110 4100 00 000000 0000	SOCIAL WORK SUPPLIES	200.00	200.00	218.08	9.04%
10E011 2110 4100 00 000000 0000	SOCIAL WORK SUPPLIES	206.00	206.00	233.85	13.52%
	TOTAL SUPPLIES	1,806.00	1,101.00	1,050.13	-4.62%
10E001 2110 6400 00 000000 0000	DUES/FEES	200.00	0.00	200.00	0.00%
	TOTAL OTHER OBJECTS	200.00	0.00	200.00	0.00%
	GRAND TOTAL SOCIAL WORK	1,225,156.00	1,117,316.00	972,578.17	-12.95%
	GUIDANCE SERVICES				
10E002 2120 1100 00 000000 0000	COUNSELOR SALARY	317,855.00	252,300.00	247,509.26	-1.90%
10E002 2120 1110 00 000000 0000	SECRETARY SALARY	51,335.00	49,255.00	49,217.26	-0.08%
10E002 2120 1140 00 000000 0000	MENTOR	1,100.00	0.00	0.00	0.00%
	TOTAL SALARIES	370,290.00	301,555.00	296,726.52	-1.60%
10E002 2120 2110 00 000000 0000	TEACHER RETIREMENT	32,435.00	25,665.00	25,136.30	-2.06%
10E002 2120 2160 00 000000 0000	TRS SURCHARGE EXPENSE	2,100.00	1,655.00	1,619.79	-2.13%
10E002 2120 2210 00 000000 0000	LIFE INSURANCE	250.00	200.00	182.32	-8.84%
10E002 2120 2220 00 000000 0000	MEDICAL INSURANCE	109,490.00	77,090.00	76,225.08	-1.12%
10E002 2120 2230 00 000000 0000	DENTAL INSURANCE	6,010.00	5,105.00	4,649.48	-8.92%
10E002 2120 2290 00 000000 0000	TEACHER RETIREMENT INSURANCE	5,660.00	4,475.00	4,384.65	-2.02%
10E002 2120 2900 00 000000 0000	403B MATCH	350.00	300.00	350.00	16.67%
	TOTAL EMPLOYEE BENEFITS	156,295.00	114,490.00	112,547.62	-1.70%
10E002 2120 4100 00 000000 0000	GUIDANCE SUPPLIES	1,500.00	4,900.00	1,039.12	-78.79%
	TOTAL SUPPLIES	1,500.00	4,900.00	1,039.12	-78.79%
	GRAND TOTAL GUIDANCE SERVICES	528,085.00	420,945.00	410,313.26	-2.53%
	HEALTH SERVICES				
10E001 2130 1100 00 000000 0000	NURSE SALARY	68,385.00	64,540.00	62,190.39	-3.64%
10E002 2130 1100 00 000000 0000	NURSE SALARY	49,500.00	47,505.00	46,846.14	-1.39%
10E003 2130 1100 00 000000 0000	NURSE SALARY	55,500.00	53,035.00	52,463.60	-1.08%
10E004 2130 1100 00 000000 0000	NURSE SALARY	75,565.00	41,350.00	27,416.82	-33.70%
10E005 2130 1100 00 000000 0000	NURSE SALARY	44,030.00	42,070.00	41,151.05	-2.18%
10E008 2130 1100 00 000000 0000	NURSE SALARY	43,785.00	42,020.00	35,295.99	-16.00%

10E010 2130 1100 00 000000 0000	NURSE SALARY	42,510.00	40,800.00	39,967.25	-2.04%
10E011 2130 1100 00 000000 0000	NURSE SALARY	44,375.00	42,585.00	42,057.09	-1.24%
10E002 2130 1150 00 000000 0000	HEALTH ASSISTANT	30,710.00	29,465.00	24,650.35	-16.34%
10E001 2130 1200 00 000000 0000	INSURANCE STIPEND	1,800.00	1,800.00	1,800.00	0.00%
10E004 2130 1200 00 000000 0000	INSURANCE STIPEND	0.00	1,800.00	0.00	-100.00%
10E011 2130 1200 00 000000 0000	INSURANCE STIPEND	1,800.00	1,800.00	1,800.00	0.00%
10E001 2130 1220 00 000000 0000	SUB NURSE PAY	3,000.00	7,000.00	434.75	-93.79%
	TOTAL SALARIES	460,960.00	415,770.00	376,073.43	-9.55%
10E001 2130 2110 00 000000 0000	TEACHER RETIREMENT	6,860.00	6,560.00	6,328.80	-3.52%
10E003 2130 2110 00 000000 0000	TEACHER RETIREMENT	5,670.00	5,425.00	5,366.77	-1.07%
10E004 2130 2110 00 000000 0000	TEACHER RETIREMENT	7,655.00	0.00	0.00	0.00%
10E005 2130 2110 00 000000 0000	TEACHER RETIREMENT	4,355.00	4,160.00	4,095.89	-1.54%
10E001 2130 2160 00 000000 0000	TRS SURCHARGE EXPENSE	445.00	425.00	407.87	-4.03%
10E003 2130 2160 00 000000 0000	TRS SURCHARGE EXPENSE	365.00	350.00	345.79	-1.20%
10E004 2130 2160 00 000000 0000	TRS SURCHARGE EXPENSE	495.00	0.00	0.00	0.00%
10E005 2130 2160 00 000000 0000	TRS SURCHARGE EXPENSE	280.00	270.00	263.93	-2.25%
10E001 2130 2210 00 000000 0000	LIFE INSURANCE	45.00	45.00	41.04	-8.80%
10E002 2130 2210 00 000000 0000	LIFE INSURANCE	20.00	20.00	18.24	-8.80%
10E003 2130 2210 00 000000 0000	LIFE INSURANCE	45.00	20.00	41.04	105.20%
10E004 2130 2210 00 000000 0000	LIFE INSURANCE	20.00	20.00	10.64	-46.80%
10E005 2130 2210 00 000000 0000	LIFE INSURANCE	45.00	45.00	38.00	-15.56%
10E008 2130 2210 00 000000 0000	LIFE INSURANCE	20.00	20.00	16.72	-16.40%
10E010 2130 2210 00 000000 0000	LIFE INSURANCE	20.00	45.00	18.24	-59.47%
10E011 2130 2210 00 000000 0000	LIFE INSURANCE	20.00	20.00	18.24	-8.80%
10E002 2130 2220 00 000000 0000	MEDICAL INSURANCE	27,400.00	26,485.00	22,092.50	-16.58%
10E003 2130 2220 00 000000 0000	MEDICAL INSURANCE	9,810.00	9,455.00	9,373.36	-0.86%
10E004 2130 2220 00 000000 0000	MEDICAL INSURANCE	20,460.00	0.00	2,457.24	0.00%
10E008 2130 2220 00 000000 0000	MEDICAL INSURANCE	20,450.00	17,710.00	16,131.84	-8.91%
10E010 2130 2220 00 000000 0000	MEDICAL INSURANCE	20,450.00	17,710.00	17,212.64	-2.81%
10E002 2130 2230 00 000000 0000	DENTAL INSURANCE	1,675.00	1,565.00	1,343.32	-14.16%
10E003 2130 2230 00 000000 0000	DENTAL INSURANCE	535.00	500.00	499.04	-0.19%
10E004 2130 2230 00 000000 0000	DENTAL INSURANCE	1,140.00	0.00	111.88	0.00%
10E008 2130 2230 00 000000 0000	DENTAL INSURANCE	1,140.00	1,065.00	972.02	-8.73%
10E010 2130 2230 00 000000 0000	DENTAL INSURANCE	1,140.00	1,065.00	1,058.84	-0.58%
10E001 2130 2290 00 000000 0000	TEACHER RETIREMENT INSURANCE	1,200.00	1,145.00	1,104.08	-3.57%
10E003 2130 2290 00 000000 0000	TEACHER RETIREMENT INSURANCE	990.00	945.00	936.11	-0.94%
10E004 2130 2290 00 000000 0000	TEACHER RETIREMENT INSURANCE	1,335.00	0.00	0.00	0.00%
10E005 2130 2290 00 000000 0000	TEACHER RETIREMENT INSURANCE	760.00	725.00	714.64	-1.43%
10E005 2130 2900 00 000000 0000	403B MATCH	350.00	300.00	262.50	-12.50%
	TOTAL EMPLOYEE BENEFITS	135,195.00	96,095.00	91,281.22	-5.01%
10E001 2130 3100 00 000000 0000	CONTRACTED SERVICES	20,000.00	20,000.00	59,252.89	196.26%
10E001 2130 3320 00 000000 0000	TRAVEL	350.00	350.00	332.07	-5.12%
	TOTAL PURCHASED SERVICES	20,350.00	20,350.00	59,584.96	192.80%
10E001 2130 4100 00 000000 0000	NURSE SUPPLIES	1,000.00	1,000.00	270.88	-72.91%
	TOTAL SUPPLIES	1,000.00	1,000.00	270.88	-72.91%
	GRAND TOTAL HEALTH SERVICES	617,505.00	533,215.00	527,210.49	-1.13%
	PSYCHOLOGICAL SERVICES				
10E002 2140 1100 00 000000 0000	PSYCHOLOGIST SALARY	137,435.00	114,175.00	106,611.91	-6.62%
10E003 2140 1100 00 000000 0000	PSYCHOLOGIST SALARY	40,585.00	37,965.00	32,331.80	-14.84%
10E004 2140 1100 00 000000 0000	PSYCHOLOGIST SALARY	96,565.00	92,320.00	91,416.35	-0.98%
10E005 2140 1100 00 000000 0000	PSYCHOLOGIST SALARY	75,300.00	71,990.00	69,514.71	-3.44%
10E008 2140 1100 00 000000 0000	PSYCHOLOGIST SALARY	87,200.00	83,360.00	82,376.56	-1.18%
10E010 2140 1100 00 000000 0000	PSYCHOLOGIST SALARY	91,980.00	67,835.00	64,695.68	-4.63%
10E011 2140 1100 00 000000 0000	PSYCHOLOGIST SALARY	70,035.00	66,955.00	66,131.40	-1.23%
10E004 2140 1120 00 000000 0000	LONGEVITY	1,100.00	1,075.00	1,075.63	0.06%
10E002 2140 1140 00 000000 0000	MENTOR	1,100.00	0.00	0.00	0.00%
10E004 2140 1140 00 000000 0000	MENTOR	1,100.00	0.00	0.00	0.00%
10E005 2140 1140 00 000000 0000	MENTOR	0.00	1,065.00	888.40	-16.58%
10E010 2140 1140 00 000000 0000	MENTOR	0.00	1,065.00	888.40	-16.58%
10E011 2140 1140 00 000000 0000	MENTOR	0.00	0.00	215.60	0.00%
10E008 2140 1200 00 000000 0000	INSURANCE STIPEND	1,800.00	1,800.00	1,800.00	0.00%
	TOTAL SALARIES	604,200.00	539,605.00	517,946.44	-4.01%
10E002 2140 2110 00 000000 0000	TEACHER RETIREMENT	12,190.00	11,650.00	10,844.56	-6.91%
10E003 2140 2110 00 000000 0000	TEACHER RETIREMENT	4,105.00	4,935.00	3,285.41	-33.43%
10E004 2140 2110 00 000000 0000	TEACHER RETIREMENT	9,945.00	9,415.00	9,323.36	-0.97%

10E005 2140 2110 00 000000 0000	TEACHER RETIREMENT	7,625.00	7,405.00	7,137.37	-3.61%
10E008 2140 2110 00 000000 0000	TEACHER RETIREMENT	8,805.00	8,425.00	8,325.08	-1.19%
10E010 2140 2110 00 000000 0000	TEACHER RETIREMENT	9,275.00	7,000.00	6,666.65	-4.76%
10E011 2140 2110 00 000000 0000	TEACHER RETIREMENT	7,105.00	6,800.00	6,696.12	-1.53%
10E002 2140 2160 00 000000 0000	TRS SURCHARGE EXPENSE	785.00	750.00	698.84	-6.82%
10E003 2140 2160 00 000000 0000	TRS SURCHARGE EXPENSE	265.00	255.00	211.66	-17.00%
10E004 2140 2160 00 000000 0000	TRS SURCHARGE EXPENSE	640.00	610.00	600.91	-1.49%
10E005 2140 2160 00 000000 0000	TRS SURCHARGE EXPENSE	490.00	480.00	459.95	-4.18%
10E008 2140 2160 00 000000 0000	TRS SURCHARGE EXPENSE	570.00	545.00	536.55	-1.55%
10E010 2140 2160 00 000000 0000	TRS SURCHARGE EXPENSE	600.00	450.00	429.86	-4.48%
10E011 2140 2160 00 000000 0000	TRS SURCHARGE EXPENSE	460.00	440.00	431.52	-1.93%
10E002 2140 2210 00 000000 0000	LIFE INSURANCE	90.00	70.00	60.04	-14.23%
10E003 2140 2210 00 000000 0000	LIFE INSURANCE	25.00	25.00	19.00	-24.00%
10E004 2140 2210 00 000000 0000	LIFE INSURANCE	45.00	45.00	41.04	-8.80%
10E005 2140 2210 00 000000 0000	LIFE INSURANCE	45.00	45.00	41.04	-8.80%
10E008 2140 2210 00 000000 0000	LIFE INSURANCE	45.00	45.00	41.04	-8.80%
10E010 2140 2210 00 000000 0000	LIFE INSURANCE	45.00	45.00	42.56	-5.42%
10E011 2140 2210 00 000000 0000	LIFE INSURANCE	45.00	45.00	41.04	-8.80%
10E002 2140 2220 00 000000 0000	MEDICAL INSURANCE	38,915.00	20,535.00	19,568.44	-4.71%
10E003 2140 2220 00 000000 0000	MEDICAL INSURANCE	10,225.00	4,730.00	3,940.40	-16.69%
10E004 2140 2220 00 000000 0000	MEDICAL INSURANCE	17,495.00	16,870.00	16,720.04	-0.89%
10E005 2140 2220 00 000000 0000	MEDICAL INSURANCE	10,435.00	9,035.00	10,065.08	11.40%
10E010 2140 2220 00 000000 0000	MEDICAL INSURANCE	20,450.00	9,035.00	9,020.16	-0.16%
10E011 2140 2220 00 000000 0000	MEDICAL INSURANCE	20,450.00	17,710.00	17,508.28	-1.14%
10E002 2140 2230 00 000000 0000	DENTAL INSURANCE	2,245.00	1,315.00	1,267.44	-3.62%
10E003 2140 2230 00 000000 0000	DENTAL INSURANCE	570.00	250.00	208.60	-16.56%
10E004 2140 2230 00 000000 0000	DENTAL INSURANCE	1,140.00	1,065.00	1,058.84	-0.58%
10E005 2140 2230 00 000000 0000	DENTAL INSURANCE	540.00	500.00	573.88	14.78%
10E008 2140 2230 00 000000 0000	DENTAL INSURANCE	540.00	500.00	499.04	-0.19%
10E010 2140 2230 00 000000 0000	DENTAL INSURANCE	1,140.00	500.00	499.04	-0.19%
10E011 2140 2230 00 000000 0000	DENTAL INSURANCE	1,140.00	1,065.00	1,058.84	-0.58%
10E002 2140 2290 00 000000 0000	TEACHERS RETIREMENT INSURANCE	2,125.00	2,035.00	1,891.91	-7.03%
10E003 2140 2290 00 000000 0000	TEACHERS RETIREMENT INSURANCE	720.00	690.00	573.30	-16.91%
10E004 2140 2290 00 000000 0000	TEACHERS RETIREMENT INSURANCE	1,735.00	1,645.00	1,626.34	-1.13%
10E005 2140 2290 00 000000 0000	TEACHERS RETIREMENT INSURANCE	1,330.00	1,290.00	1,245.21	-3.47%
10E008 2140 2290 00 000000 0000	TEACHERS RETIREMENT INSURANCE	1,535.00	1,470.00	1,452.17	-1.21%
10E010 2140 2290 00 000000 0000	TEACHERS RETIREMENT INSURANCE	1,620.00	1,220.00	1,162.59	-4.71%
10E011 2140 2290 00 000000 0000	TEACHERS RETIREMENT INSURANCE	1,240.00	1,185.00	1,168.07	-1.43%
10E002 2140 2900 00 000000 0000	403(B)	350.00	0.00	350.00	0.00%
	TOTAL EMPLOYEE BENEFITS	199,140.00	152,125.00	147,391.27	-3.11%
10E001 2140 3320 00 000000 0000	TRAVEL	10.00	0.00	10.25	0.00%
10E010 2140 3320 00 000000 0000	TRAVEL	40.00	300.00	40.13	-86.62%
	TOTAL PURCHASED SERVICES	50.00	300.00	50.38	-83.21%
10E001 2140 4100 00 000000 0000	PSYCHOLOGICAL SUPPLIES	3,000.00	5,000.00	0.00	-100.00%
10E002 2140 4100 00 000000 0000	PSYCHOLOGICAL SUPPLIES	500.00	100.00	0.00	-100.00%
10E003 2140 4100 00 000000 0000	PSYCHOLOGICAL SUPPLIES	100.00	100.00	38.98	-61.02%
10E004 2140 4100 00 000000 0000	PSYCHOLOGICAL SUPPLIES	100.00	100.00	0.00	-100.00%
10E005 2140 4100 00 000000 0000	PSYCHOLOGICAL SUPPLIES	100.00	125.00	0.00	-100.00%
10E008 2140 4100 00 000000 0000	PSYCHOLOGICAL SUPPLIES	300.00	125.00	0.00	-100.00%
10E010 2140 4100 00 000000 0000	PSYCHOLOGICAL SUPPLIES	125.00	125.00	0.00	-100.00%
10E011 2140 4100 00 000000 0000	PSYCHOLOGICAL SUPPLIES	130.00	132.00	125.13	-5.20%
	TOTAL SUPPLIES	4,355.00	5,807.00	164.11	-97.17%
10E001 2140 6400 00 000000 0000	DUES/FEES	1,200.00	800.00	1,170.00	46.25%
10E002 2140 6400 00 000000 0000	DUES/FEES	100.00	100.00	0.00	-100.00%
10E003 2140 6400 00 000000 0000	DUES/FEES	100.00	100.00	0.00	-100.00%
10E004 2140 6400 00 000000 0000	DUES/FEES	100.00	100.00	0.00	-100.00%
10E005 2140 6400 00 000000 0000	DUES/FEES	100.00	100.00	0.00	-100.00%
10E008 2140 6400 00 000000 0000	DUES/FEES	50.00	100.00	0.00	-100.00%
10E010 2140 6400 00 000000 0000	DUES/FEES	100.00	100.00	0.00	-100.00%
10E011 2140 6400 00 000000 0000	DUES/FEES	100.00	100.00	0.00	-100.00%
	TOTAL OTHER OBJECTS	1,850.00	1,500.00	1,170.00	-22.00%
	GRAND TOTAL PSYCHOLOGICAL SERVICES	809,595.00	699,337.00	666,722.20	-4.66%
	SPEECH PATHOLOGY & AUDIOLOGY				
10E002 2150 1100 00 000000 0000	SPEECH PATHOLOGIST SALARY	5,660.00	5,475.00	5,551.41	1.40%
10E003 2150 1100 00 000000 0000	SPEECH PATHOLOGIST SALARY	39,610.00	38,315.00	38,271.64	-0.11%
10E004 2150 1100 00 000000 0000	SPEECH PATHOLOGIST SALARY	153,175.00	146,365.00	144,311.07	-1.40%

10E005 2150 1100 00 000000 0000	SPEECH PATHOLOGIST SALARY	67,900.00	66,885.00	66,442.65	-0.66%
10E008 2150 1100 00 000000 0000	SPEECH PATHOLOGIST SALARY	162,625.00	155,400.00	153,397.18	-1.29%
10E010 2150 1100 00 000000 0000	SPEECH PATHOLOGIST SALARY	169,745.00	162,200.00	160,408.35	-1.10%
10E011 2150 1100 00 000000 0000	SPEECH PATHOLOGIST SALARY	106,970.00	102,215.00	101,574.72	-0.63%
10E004 2150 1120 00 000000 0000	LONGEVITY	1,100.00	1,075.00	1,075.63	0.06%
10E005 2150 1120 00 000000 0000	LONGEVITY	1,100.00	1,075.00	0.00	-100.00%
10E008 2150 1120 00 000000 0000	LONGEVITY	1,735.00	1,705.00	1,703.08	-0.11%
10E010 2150 1120 00 000000 0000	LONGEVITY	1,100.00	1,075.00	1,075.63	0.06%
10E011 2150 1120 00 000000 0000	LONGEVITY	1,100.00	1,075.00	1,075.63	0.06%
10E011 2150 1200 00 000000 0000	INSURANCE STIPEND	1,800.00	1,800.00	1,800.00	0.00%
TOTAL	SALARIES	713,620.00	684,660.00	676,686.99	-1.16%
10E002 2150 2110 00 000000 0000	TEACHER RETIREMENT	570.00	550.00	557.84	1.43%
10E003 2150 2110 00 000000 0000	TEACHER RETIREMENT	3,980.00	3,855.00	3,846.27	-0.23%
10E004 2150 2110 00 000000 0000	TEACHER RETIREMENT	15,615.00	14,940.00	14,725.92	-1.43%
10E005 2150 2110 00 000000 0000	TEACHER RETIREMENT	6,930.00	6,725.00	6,677.73	-0.70%
10E008 2150 2110 00 000000 0000	TEACHER RETIREMENT	16,615.00	15,895.00	15,684.18	-1.33%
10E010 2150 2110 00 000000 0000	TEACHER RETIREMENT	17,250.00	16,505.00	16,356.65	-0.90%
10E011 2150 2110 00 000000 0000	TEACHER RETIREMENT	10,865.00	10,395.00	10,330.19	-0.62%
10E002 2150 2160 00 000000 0000	TRS SURCHARGE EXPENSE	40.00	35.00	35.89	2.54%
10E003 2150 2160 00 000000 0000	TRS SURCHARGE EXPENSE	260.00	250.00	247.87	-0.85%
10E004 2150 2160 00 000000 0000	TRS SURCHARGE EXPENSE	1,010.00	965.00	949.04	-1.65%
10E005 2150 2160 00 000000 0000	TRS SURCHARGE EXPENSE	450.00	435.00	430.43	-1.05%
10E008 2150 2160 00 000000 0000	TRS SURCHARGE EXPENSE	1,075.00	1,025.00	1,010.78	-1.39%
10E010 2150 2160 00 000000 0000	TRS SURCHARGE EXPENSE	1,115.00	1,065.00	1,054.24	-1.01%
10E011 2150 2160 00 000000 0000	TRS SURCHARGE EXPENSE	700.00	670.00	665.84	-0.62%
10E002 2150 2210 00 000000 0000	LIFE INSURANCE	5.00	10.00	2.16	-78.40%
10E003 2150 2210 00 000000 0000	LIFE INSURANCE	16.00	15.00	14.48	-3.47%
10E004 2150 2210 00 000000 0000	LIFE INSURANCE	91.00	90.00	82.08	-8.80%
10E005 2150 2210 00 000000 0000	LIFE INSURANCE	30.00	30.00	24.40	-18.67%
10E008 2150 2210 00 000000 0000	LIFE INSURANCE	91.00	90.00	82.08	-8.80%
10E010 2150 2210 00 000000 0000	LIFE INSURANCE	91.00	90.00	82.08	-8.80%
10E011 2150 2210 00 000000 0000	LIFE INSURANCE	45.00	45.00	41.04	-8.80%
10E002 2150 2220 00 000000 0000	MEDICAL INSURANCE	1,025.00	885.00	2,188.52	147.29%
10E003 2150 2220 00 000000 0000	MEDICAL INSURANCE	7,160.00	6,200.00	15,319.76	147.09%
10E004 2150 2220 00 000000 0000	MEDICAL INSURANCE	30,885.00	26,740.00	26,440.28	-1.12%
10E005 2150 2220 00 000000 0000	MEDICAL INSURANCE	12,275.00	10,625.00	0.00	-100.00%
10E008 2150 2220 00 000000 0000	MEDICAL INSURANCE	20,870.00	18,065.00	17,864.00	-1.11%
10E010 2150 2220 00 000000 0000	MEDICAL INSURANCE	40,905.00	35,415.00	35,016.56	-1.13%
10E002 2150 2230 00 000000 0000	DENTAL INSURANCE	60.00	55.00	52.88	-3.85%
10E003 2150 2230 00 000000 0000	DENTAL INSURANCE	400.00	371.00	370.56	-0.12%
10E004 2150 2230 00 000000 0000	DENTAL INSURANCE	1,675.00	2,125.00	1,557.88	-26.69%
10E005 2150 2230 00 000000 0000	DENTAL INSURANCE	685.00	640.00	635.40	-0.72%
10E008 2150 2230 00 000000 0000	DENTAL INSURANCE	1,075.00	1,000.00	998.08	-0.19%
10E010 2150 2230 00 000000 0000	DENTAL INSURANCE	1,875.00	1,370.00	1,741.12	27.09%
10E002 2150 2290 00 000000 0000	TEACHER RETIREMENT INSURANCE	100.00	95.00	97.40	2.53%
10E003 2150 2290 00 000000 0000	TEACHER RETIREMENT INSURANCE	695.00	670.00	670.97	0.14%
10E004 2150 2290 00 000000 0000	TEACHER RETIREMENT INSURANCE	2,725.00	2,065.00	2,568.98	24.41%
10E005 2150 2290 00 000000 0000	TEACHER RETIREMENT INSURANCE	1,210.00	1,175.00	1,164.90	-0.86%
10E008 2150 2290 00 000000 0000	TEACHER RETIREMENT INSURANCE	2,900.00	2,775.00	2,736.11	-1.40%
10E010 2150 2290 00 000000 0000	TEACHER RETIREMENT INSURANCE	3,010.00	2,880.00	2,853.41	-0.92%
10E011 2150 2290 00 000000 0000	TEACHER RETIREMENT INSURANCE	1,895.00	1,815.00	1,802.10	-0.71%
TOTAL	EMPLOYEE BENEFITS	208,269.00	188,646.00	186,980.10	-0.88%
10E001 2150 3140 00 000000 0000	SPEECH CONSULTANT/INTERPRETER	4,000.00	4,000.00	4,041.50	1.04%
10E001 2150 3320 00 000000 0000	TRAVEL	0.00	0.00	11.25	0.00%
TOTAL	PURCHASED SERVICES	4,000.00	4,000.00	4,052.75	1.32%
10E002 2150 4100 00 000000 0000	SPEECH SUPPLIES	500.00	250.00	251.78	0.71%
10E003 2150 4100 00 000000 0000	SPEECH SUPPLIES	100.00	100.00	0.00	-100.00%
10E004 2150 4100 00 000000 0000	SPEECH SUPPLIES	100.00	100.00	355.61	255.61%
10E005 2150 4100 00 000000 0000	SPEECH SUPPLIES	200.00	300.00	90.44	-69.85%
10E008 2150 4100 00 000000 0000	SPEECH SUPPLIES	300.00	300.00	480.05	60.02%
10E010 2150 4100 00 000000 0000	SPEECH SUPPLIES	300.00	300.00	226.41	-24.53%
10E011 2150 4100 00 000000 0000	SPEECH SUPPLIES	250.00	250.00	342.75	37.10%
TOTAL	SUPPLIES	1,750.00	1,600.00	1,747.04	9.19%
10E001 2150 6400 00 000000 0000	DUES/FEES	100.00	2,100.00	0.00	-100.00%
TOTAL	OTHER OBJECTS	100.00	2,100.00	0.00	-100.00%
GRAND TOTAL	SPEECH PATHOLOGY	927,739.00	881,006.00	869,466.88	-1.31%

IMPROVEMENT OF INSTRUCTION					
10E001 2210 1000 00 000000 0000	STUDENT SUPPORT SERVICES	43,750.00	126,955.00	126,955.00	0.00%
10E001 2210 1100 00 000000 0000	IMPROVEMENT OF INSTRUCTION	11,000.00	20,000.00	9,056.14	-54.72%
	TOTAL SALARIES	54,750.00	146,955.00	136,011.14	-7.45%
10E001 2210 2110 00 000000 0000	TEACHER RETIREMENT	12,000.00	12,735.00	17,025.33	33.69%
10E001 2210 2160 00 000000 0000	TRS SURCHARGE EXPENSE	900.00	820.00	1,096.56	33.73%
10E001 2210 2210 00 000000 0000	LIFE INSURANCE	200.00	90.00	203.68	126.31%
10E001 2210 2220 00 000000 0000	MEDICAL INSURANCE	23,600.00	23,610.00	38,923.97	64.86%
10E001 2210 2230 00 000000 0000	DENTAL INSURANCE	1,400.00	1,420.00	2,365.54	66.59%
10E001 2210 2250 00 000000 0000	LONG TERM DISABILITY	350.00	350.00	589.76	68.50%
10E001 2210 2290 00 000000 0000	TEACHER RETIREMENT INSURANCE	5,000.00	2,220.00	4,769.94	114.86%
	TOTAL EMPLOYEE BENEFITS	43,450.00	41,245.00	64,974.78	57.53%
10E001 2210 3100 00 000000 0000	PURCHASE SERVICES	40,000.00	125,000.00	22,450.00	-82.04%
10E001 2210 3320 00 000000 0000	TRAVEL	500.00	500.00	0.00	-100.00%
	TOTAL PURCHASED SERVICES	40,500.00	125,500.00	22,450.00	-82.11%
10E001 2210 4100 00 000000 0000	STUDENT SUPPORT SUPPLIES	2,000.00	2,000.00	486.52	-75.67%
	TOTAL SUPPLIES	2,000.00	2,000.00	486.52	-75.67%
10E001 2210 6400 00 000000 0000	PROFESSIONAL DEVELOPMENT	75,000.00	75,000.00	52,755.21	-29.66%
10E002 2210 6400 00 000000 0000	PROFESSIONAL DEVELOPMENT	2,500.00	3,500.00	2,529.00	-27.74%
10E003 2210 6400 00 000000 0000	PROFESSIONAL DEVELOPMENT	1,500.00	1,500.00	210.00	-86.00%
10E004 2210 6400 00 000000 0000	PROFESSIONAL DEVELOPMENT	1,500.00	1,500.00	200.00	-86.67%
10E005 2210 6400 00 000000 0000	PROFESSIONAL DEVELOPMENT	1,500.00	1,500.00	799.79	-46.68%
10E008 2210 6400 00 000000 0000	PROFESSIONAL DEVELOPMENT	1,500.00	1,600.00	230.00	-85.63%
10E010 2210 6400 00 000000 0000	PROFESSIONAL DEVELOPMENT	1,500.00	1,500.00	790.00	-47.33%
10E011 2210 6400 00 000000 0000	PROFESSIONAL DEVELOPMENT	1,500.00	1,500.00	0.00	-100.00%
	TOTAL OTHER OBJECTS	86,500.00	87,600.00	57,514.00	-34.34%
	GRAND TOTAL IMPROVEMENT OF INSTRUCTION	227,200.00	403,300.00	281,436.44	-30.22%
INSTRUCTION & CURRICULUM DEVELOPMENT					
10E001 2212 1000 00 000000 0000	DIRECTORS OF CURRICULUM	244,665.00	294,630.00	334,991.70	13.70%
10E001 2212 1100 00 000000 0000	INSTRUCTIONAL COACHES	885,420.00	842,200.00	835,714.32	-0.77%
10E001 2212 1110 00 000000 0000	CURRICULUM SECRETARY SALARY	120,915.00	115,595.00	115,594.14	0.00%
10E001 2212 1120 00 000000 0000	LONGEVITY	12,700.00	11,025.00	9,848.90	-10.67%
10E001 2212 1200 00 000000 0000	INSURANCE STIPEND	1,206.00	1,206.00	1,206.00	0.00%
	TOTAL SALARIES	1,264,906.00	1,264,656.00	1,297,355.06	2.59%
10E001 2212 2110 00 000000 0000	TEACHER RETIREMENT	114,595.00	114,055.00	122,907.96	7.76%
10E001 2212 2160 00 000000 0000	TRS SURCHARGE EXPENSE	7,385.00	7,465.00	7,665.37	2.68%
10E001 2212 2210 00 000000 0000	LIFE INSURANCE	860.00	940.00	900.24	-4.23%
10E001 2212 2220 00 000000 0000	MEDICAL INSURANCE	210,085.00	202,830.00	205,798.46	1.46%
10E001 2212 2230 00 000000 0000	DENTAL INSURANCE	10,285.00	12,990.00	11,010.12	-15.24%
10E001 2212 2250 00 000000 0000	DISABILITY INSURANCE	640.00	1,405.00	919.00	-34.59%
10E001 2212 2290 00 000000 0000	TEACHERS RETIREMENT INSURANCE	19,990.00	8,230.00	20,739.42	152.00%
10E001 2212 2900 00 000000 0000	403B MATCH	700.00	0.00	700.00	0.00%
	TOTAL EMPLOYEE BENEFITS	364,540.00	347,915.00	370,640.57	6.53%
10E001 2212 3190 00 000000 0000	CURRICULUM & DATA MANAGEMENT	120,000.00	25,000.00	143,603.96	474.42%
10E001 2212 3320 00 000000 0000	TRAVEL	7,000.00	9,000.00	6,813.79	-24.29%
10E001 2212 3800 00 000000 0000	TEST SCORING	71,000.00	65,000.00	71,032.80	9.28%
	TOTAL PURCHASED SERVICES	198,000.00	99,000.00	221,450.55	123.69%
10E001 2212 4100 00 000000 0000	CURRICULUM SUPPLIES	12,000.00	15,000.00	5,971.15	-60.19%
10E002 2212 4100 00 000000 0000	CURRICULUM SUPPLIES TOSA	6,500.00	6,500.00	5,251.82	-19.20%
	TOTAL SUPPLIES	18,500.00	21,500.00	11,222.97	-47.80%
10E001 2212 6400 00 000000 0000	DUES/FEES	3,000.00	2,500.00	2,945.00	17.80%
10E002 2212 6400 00 000000 0000	DUES/FEES	400.00	1,500.00	189.00	-87.40%
10E003 2212 6400 00 000000 0000	DUES/FEES	400.00	750.00	0.00	-100.00%
10E010 2212 6400 00 000000 0000	DUES/FEES	2,000.00	1,500.00	1,199.99	-20.00%
10E011 2212 6400 00 000000 0000	DUES/FEES	250.00	750.00	264.00	-64.80%
	TOTAL OTHER OBJECTS	6,050.00	7,000.00	4,597.99	-34.31%
	GRAND TOTAL INSTRUCTION & CURRICULUM DEVELOPMENT	1,851,996.00	1,740,071.00	1,905,267.14	9.49%
EDUCATION MEDIA SERVICES					

10E002 2220 1100 00 000000 0000	LIBRARIAN SALARY	69,470.00	66,380.00	65,079.40	-1.96%
10E003 2220 1100 00 000000 0000	LIBRARIAN SALARY	110,400.00	107,970.00	107,571.92	-0.37%
10E004 2220 1100 00 000000 0000	LIBRARIAN SALARY	69,465.00	64,545.00	63,123.00	-2.20%
10E005 2220 1100 00 000000 0000	LIBRARIAN SALARY	73,475.00	70,210.00	65,917.80	-6.11%
10E008 2220 1100 00 000000 0000	LIBRARIAN SALARY	52,475.00	50,140.00	48,955.18	-2.36%
10E010 2220 1100 00 000000 0000	LIBRARIAN SALARY	51,025.00	47,405.00	44,836.41	-5.42%
10E011 2220 1100 00 000000 0000	LIBRARIAN SALARY	133,395.00	125,740.00	124,536.59	-0.96%
10E003 2220 1120 00 000000 0000	LONGEVITY	2,740.00	1,780.00	1,792.72	0.71%
10E004 2220 1140 00 000000 0000	MENTOR	0.00	0.00	344.80	0.00%
10E002 2220 1150 00 000000 0000	LIBRARY AIDE SALARY	23,500.00	22,600.00	21,643.80	-4.23%
10E004 2220 1200 00 000000 0000	INSURANCE STIPEND	1,800.00	1,800.00	1,800.00	0.00%
10E008 2220 1200 00 000000 0000	INSURANCE STIPEND	1,800.00	1,800.00	1,800.00	0.00%
	TOTAL SALARIES	589,545.00	560,370.00	547,401.62	-2.31%
10E002 2220 2110 00 000000 0000	TEACHER RETIREMENT	7,050.00	6,745.00	6,665.46	-1.18%
10E003 2220 2110 00 000000 0000	TEACHER RETIREMENT	11,370.00	11,035.00	10,989.50	-0.41%
10E004 2220 2110 00 000000 0000	TEACHER RETIREMENT	7,050.00	6,565.00	6,455.12	-1.67%
10E005 2220 2110 00 000000 0000	TEACHER RETIREMENT	7,445.00	7,125.00	6,697.45	-6.00%
10E008 2220 2110 00 000000 0000	TEACHER RETIREMENT	5,670.00	5,140.00	5,019.70	-2.34%
10E010 2220 2110 00 000000 0000	TEACHER RETIREMENT	5,085.00	4,865.00	4,612.43	-5.19%
10E011 2220 2110 00 000000 0000	TEACHER RETIREMENT	13,375.00	12,615.00	12,494.86	-0.95%
10E002 2220 2160 00 000000 0000	TRS SURCHARGE EXPENSE	460.00	435.00	429.58	-1.25%
10E003 2220 2160 00 000000 0000	TRS SURCHARGE EXPENSE	735.00	715.00	708.28	-0.94%
10E004 2220 2160 00 000000 0000	TRS SURCHARGE EXPENSE	455.00	435.00	416.00	-4.37%
10E005 2220 2160 00 000000 0000	TRS SURCHARGE EXPENSE	480.00	460.00	431.69	-6.15%
10E008 2220 2160 00 000000 0000	TRS SURCHARGE EXPENSE	350.00	335.00	323.57	-3.41%
10E010 2220 2160 00 000000 0000	TRS SURCHARGE EXPENSE	330.00	315.00	297.25	-5.63%
10E011 2220 2160 00 000000 0000	TRS SURCHARGE EXPENSE	865.00	815.00	805.20	-1.20%
10E002 2220 2210 00 000000 0000	LIFE INSURANCE	45.00	45.00	40.92	-9.07%
10E003 2220 2210 00 000000 0000	LIFE INSURANCE	50.00	45.00	41.04	-8.80%
10E004 2220 2210 00 000000 0000	LIFE INSURANCE	50.00	45.00	41.16	-8.53%
10E005 2220 2210 00 000000 0000	LIFE INSURANCE	50.00	45.00	40.20	-10.67%
10E008 2220 2210 00 000000 0000	LIFE INSURANCE	50.00	45.00	41.04	-8.80%
10E010 2220 2210 00 000000 0000	LIFE INSURANCE	50.00	45.00	41.04	-8.80%
10E011 2220 2210 00 000000 0000	LIFE INSURANCE	50.00	45.00	41.04	-8.80%
10E002 2220 2220 00 000000 0000	MEDICAL INSURANCE	20,870.00	18,070.00	17,864.00	-1.14%
10E003 2220 2220 00 000000 0000	MEDICAL INSURANCE	20,455.00	17,705.00	12,427.67	-29.81%
10E005 2220 2220 00 000000 0000	MEDICAL INSURANCE	10,435.00	9,035.00	8,538.78	-5.49%
10E010 2220 2220 00 000000 0000	MEDICAL INSURANCE	20,460.00	17,705.00	17,508.28	-1.11%
10E011 2220 2220 00 000000 0000	MEDICAL INSURANCE	17,215.00	18,175.00	12,933.60	-28.84%
10E002 2220 2230 00 000000 0000	DENTAL INSURANCE	1,075.00	1,000.00	995.36	-0.46%
10E003 2220 2230 00 000000 0000	DENTAL INSURANCE	1,140.00	1,065.00	1,058.84	-0.58%
10E004 2220 2230 00 000000 0000	DENTAL INSURANCE	0.00	0.00	2.72	0.00%
10E005 2220 2230 00 000000 0000	DENTAL INSURANCE	1,140.00	1,065.00	1,010.23	-5.14%
10E010 2220 2230 00 000000 0000	DENTAL INSURANCE	1,140.00	1,065.00	1,058.84	-0.58%
10E011 2220 2230 00 000000 0000	DENTAL INSURANCE	675.00	685.00	682.28	-0.40%
10E002 2220 2290 00 000000 0000	TEACHER RETIREMENT INSURANCE	1,300.00	1,175.00	1,162.73	-1.04%
10E003 2220 2290 00 000000 0000	TEACHER RETIREMENT INSURANCE	1,985.00	1,925.00	1,917.11	-0.41%
10E004 2220 2290 00 000000 0000	TEACHER RETIREMENT INSURANCE	1,030.00	1,145.00	1,126.09	-1.65%
10E005 2220 2290 00 000000 0000	TEACHER RETIREMENT INSURANCE	1,300.00	1,245.00	1,168.28	-6.16%
10E008 2220 2290 00 000000 0000	TEACHER RETIREMENT INSURANCE	940.00	900.00	875.62	-2.71%
10E010 2220 2290 00 000000 0000	TEACHER RETIREMENT INSURANCE	890.00	850.00	804.57	-5.34%
10E011 2220 2290 00 000000 0000	TEACHER RETIREMENT INSURANCE	2,335.00	2,200.00	2,179.85	-0.92%
10E002 2220 2900 00 000000 0000	403B MATCH	350.00	300.00	350.00	16.67%
10E004 2220 2900 00 000000 0000	403B MATCH	350.00	0.00	0.00	0.00%
	TOTAL EMPLOYEE BENEFITS	166,150.00	153,225.00	140,297.38	-8.44%
10E002 2220 3100 00 000000 0000	LIBRARY PURCHASE SERVICES	2,300.00	2,300.00	4,251.68	84.86%
10E003 2220 3100 00 000000 0000	LIBRARY PURCHASE SERVICES	1,350.00	700.00	1,310.72	87.25%
10E004 2220 3100 00 000000 0000	LIBRARY PURCHASE SERVICES	2,000.00	1,100.00	1,746.87	58.81%
10E005 2220 3100 00 000000 0000	LIBRARY PURCHASE SERVICES	2,000.00	400.00	1,746.87	336.72%
10E008 2220 3100 00 000000 0000	LIBRARY PURCHASE SERVICES	2,000.00	1,000.00	1,746.87	74.69%
10E010 2220 3100 00 000000 0000	LIBRARY PURCHASE SERVICES	2,000.00	1,100.00	1,746.87	58.81%
10E011 2220 3100 00 000000 0000	LIBRARY PURCHASE SERVICES	2,000.00	1,400.00	1,749.13	24.94%
10E011 2220 3230 00 000000 0000	REPAIRS	132.00	0.00	0.00	0.00%
	TOTAL PURCHASED SERVICES	13,782.00	8,000.00	14,299.01	78.74%
10E002 2220 4100 00 000000 0000	LIBRARY SUPPLIES	10,000.00	9,800.00	7,634.79	-22.09%
10E003 2220 4100 00 000000 0000	LIBRARY SUPPLIES	2,000.00	2,000.00	1,389.89	-30.51%
10E004 2220 4100 00 000000 0000	LIBRARY SUPPLIES	2,000.00	2,000.00	1,794.33	-10.28%
10E005 2220 4100 00 000000 0000	LIBRARY SUPPLIES	600.00	1,000.00	456.92	-54.31%

10E008 2220 4100 00 000000 0000	LIBRARY SUPPLIES	1,000.00	2,500.00	1,147.96	-54.08%
10E010 2220 4100 00 000000 0000	LIBRARY SUPPLIES	1,000.00	1,000.00	0.00	-100.00%
10E011 2220 4100 00 000000 0000	LIBRARY SUPPLIES	2,970.00	2,970.00	2,477.51	-16.58%
10E003 2220 4300 00 000000 0000	BOOKS	2,000.00	2,000.00	1,048.05	-47.60%
10E004 2220 4300 00 000000 0000	BOOKS	2,500.00	2,800.00	2,630.88	-6.04%
10E005 2220 4300 00 000000 0000	BOOKS	2,000.00	2,000.00	1,318.89	-34.06%
10E008 2220 4300 00 000000 0000	BOOKS	5,500.00	5,500.00	11,397.87	107.23%
10E010 2220 4300 00 000000 0000	BOOKS	5,000.00	5,000.00	5,168.89	3.38%
10E011 2220 4300 00 000000 0000	BOOKS	4,373.00	4,373.00	4,373.41	0.01%
TOTAL	SUPPLIES	40,943.00	42,943.00	40,839.39	-4.90%
10E003 2220 7100 00 000000 0000	NON-CAPITAL OUTLAY	2,000.00	3,412.00	2,100.90	-38.43%
10E011 2220 7100 00 000000 0000	NON-CAPITAL OUTLAY	1,403.00	1,403.00	854.11	-39.12%
TOTAL	NON-CAPITAL EQUIPMENT	3,403.00	4,815.00	2,955.01	-38.63%
GRAND TOTAL	EDUCATION MEDIA SERVICES	813,823.00	769,353.00	745,792.41	-3.06%
BOARD OF EDUCATION					
10E001 2310 3100 00 000000 0000	PROFESSIONAL & TECH SERVICES	80,000.00	55,000.00	90,244.69	64.08%
10E001 2310 3170 00 000000 0000	AUDIT SERVICES	25,125.00	24,000.00	23,475.00	-2.19%
10E001 2310 3180 00 000000 0000	LEGAL SERVICES/NOTICES/BIDS	3,500.00	4,500.00	3,284.08	-27.02%
10E001 2310 3320 00 000000 0000	TRAVEL	6,000.00	6,000.00	0.00	-100.00%
10E001 2310 3810 00 000000 0000	OTHER INSURANCE-TREASURER BOND	13,320.00	25,000.00	0.00	-100.00%
TOTAL	PURCHASED SERVICES	127,945.00	114,500.00	117,003.77	2.19%
10E001 2310 4100 00 000000 0000	BOARD OF EDUCATION SUPPLIES	26,000.00	9,000.00	25,146.68	179.41%
TOTAL	SUPPLIES	26,000.00	9,000.00	25,146.68	179.41%
10E001 2310 6400 00 000000 0000	DUES AND FEES	14,000.00	9,000.00	12,475.40	38.62%
10E001 2310 6900 00 000000 0000	OTHER OBJECTS-TAXES	30,000.00	13,424.00	29,922.68	122.90%
TOTAL	OTHER OBJECTS	44,000.00	22,424.00	42,398.08	89.07%
GRAND TOTAL	BOARD OF EDUCATION	197,945.00	145,924.00	184,548.53	26.47%
EXECUTIVE ADMINISTRATION					
10E001 2320 1000 00 000000 0000	SUPERINTENDENT SALARY	239,680.00	248,513.00	248,513.20	0.00%
10E001 2320 1100 00 000000 0000	ASST SUPERINTENDENT OF HR SALARY	144,870.00	141,270.00	206,612.74	46.25%
10E001 2320 1110 00 000000 0000	ADMIN ASSISTANT SALARIES	193,540.00	147,741.00	147,709.73	-0.02%
TOTAL	SALARIES	578,090.00	537,524.00	602,835.67	12.15%
10E001 2320 2110 00 000000 0000	RETIREMENT	38,750.00	39,460.00	54,368.15	37.78%
10E001 2320 2160 00 000000 0000	TRS SURCHARGE EXPENSE	2,500.00	2,545.00	2,981.27	17.14%
10E001 2320 2210 00 000000 0000	LIFE INSURANCE	540.00	305.00	449.76	47.46%
10E001 2320 2220 00 000000 0000	MEDICAL INSURANCE	119,980.00	80,270.00	86,110.44	7.28%
10E001 2320 2230 00 000000 0000	DENTAL INSURANCE	5,000.00	3,455.00	3,714.00	7.50%
10E001 2320 2250 00 000000 0000	DISABILITY INSURANCE	680.00	590.00	735.70	24.69%
10E001 2320 2290 00 000000 0000	TEACHERS RETIREMENT INSURANCE	6,760.00	6,885.00	8,069.79	17.21%
10E001 2320 2900 00 000000 0000	ANNUITY	3,600.00	8,400.00	8,400.00	0.00%
TOTAL	EMPLOYEE BENEFITS	177,810.00	141,910.00	164,829.11	16.15%
10E001 2320 3190 00 000000 0000	PROFESSIONAL & TECHNICAL SERVICE	1,000.00	500.00	929.74	85.95%
10E001 2320 3320 00 000000 0000	TRAVEL	500.00	500.00	0.00	-100.00%
TOTAL	PURCHASED SERVICES	1,500.00	1,000.00	929.74	-7.03%
10E001 2320 4100 00 000000 0000	ADMIN SUPPLIES	5,500.00	5,500.00	3,006.62	-45.33%
TOTAL	SUPPLIES	5,500.00	5,500.00	3,006.62	-45.33%
10E001 2320 6400 00 000000 0000	DUES/FEES	8,000.00	4,500.00	8,190.07	82.00%
TOTAL	OTHER OBJECTS	8,000.00	4,500.00	8,190.07	82.00%
GRAND TOTAL	EXECUTIVE ADMINISTRATION	770,900.00	690,434.00	779,791.21	12.94%
SPECIAL AREA ADMINISTRATION					
10E001 2330 1000 00 000000 0000	DIRECTOR OF STUDENT SUPPORT SERVICE	149,340.00	142,768.00	142,768.32	0.00%
10E001 2330 1100 00 000000 0000	ASSISTANT DIRECTOR	117,800.00	97,500.00	97,500.00	0.00%
10E001 2330 1110 00 000000 0000	SECRETARY	100,455.00	124,300.00	96,031.42	-22.74%
10E001 2330 1200 00 000000 0000	INSURANCE STIPEND	1,800.00	3,600.00	2,250.00	-37.50%
TOTAL	SALARIES	369,395.00	368,168.00	338,549.74	-8.04%
10E001 2330 2110 00 000000 0000	RETIREMENT	28,260.00	24,120.00	24,118.92	0.00%
10E001 2330 2160 00 000000 0000	TRS SURCHARGE EXPENSE	1,825.00	1,555.00	1,554.39	-0.04%

10E001 2330 2210 00 000000 0000	LIFE INSURANCE	435.00	619.00	335.16	-45.85%
10E001 2330 2220 00 000000 0000	MEDICAL INSURANCE	81,410.00	70,825.00	58,361.32	-17.60%
10E001 2330 2230 00 000000 0000	DENTAL INSURANCE	3,870.00	5,160.00	3,783.60	-26.67%
10E001 2330 2250 00 000000 0000	DISABILITY INSURANCE	655.00	600.00	619.18	3.20%
10E001 2330 2290 00 000000 0000	TEACHERS RETIREMENT INSURANCE	4,930.00	4,205.00	2,407.39	-42.75%
	TOTAL EMPLOYEE BENEFITS	121,385.00	107,084.00	91,179.96	-14.85%
10E001 2330 3320 00 000000 0000	TRAVEL	2,000.00	2,000.00	1,278.95	-36.05%
	TOTAL PURCHASED SERVICES	2,000.00	2,000.00	1,278.95	-36.05%
10E001 2330 4100 00 000000 0000	SPECIAL AREA ADMIN SUPPLIES	3,000.00	2,000.00	2,744.35	37.22%
	TOTAL SUPPLIES	3,000.00	2,000.00	2,744.35	37.22%
10E001 2330 6400 00 000000 0000	DUES AND FEES	1,500.00	1,000.00	0.00	-100.00%
	TOTAL OTHER OBJECTS	1,500.00	1,000.00	0.00	-100.00%
	GRAND TOTAL SPECIAL AREA ADMINISTRATION	497,280.00	480,252.00	433,753.00	-9.68%
	OFFICE OF THE PRINCIPALS				
10E002 2410 1100 00 000000 0000	PRINCIPAL/ASST PRINCIPAL SALARY	539,750.00	437,435.00	423,991.15	-3.07%
10E003 2410 1100 00 000000 0000	PRINCIPAL/ASST PRINCIPAL SALARY	205,500.00	223,460.00	237,345.25	6.21%
10E004 2410 1100 00 000000 0000	PRINCIPAL/ASST PRINCIPAL SALARY	211,350.00	202,050.00	202,049.22	0.00%
10E005 2410 1100 00 000000 0000	PRINCIPAL/ASST PRINCIPAL SALARY	100,000.00	117,545.00	117,542.11	0.00%
10E008 2410 1100 00 000000 0000	PRINCIPAL/ASST PRINCIPAL SALARY	198,700.00	192,000.00	192,000.00	0.00%
10E010 2410 1100 00 000000 0000	PRINCIPAL/ASST PRINCIPAL SALARY	200,500.00	212,410.00	215,557.82	1.48%
10E011 2410 1100 00 000000 0000	PRINCIPAL/ASST PRINCIPAL SALARY	301,275.00	299,780.00	299,776.04	0.00%
10E002 2410 1110 00 000000 0000	SECRETARY SALARY	141,000.00	135,270.00	134,930.21	-0.25%
10E003 2410 1110 00 000000 0000	SECRETARY SALARY	60,100.00	57,610.00	57,034.36	-1.00%
10E004 2410 1110 00 000000 0000	SECRETARY SALARY	84,520.00	81,110.00	80,350.53	-0.94%
10E005 2410 1110 00 000000 0000	SECRETARY SALARY	34,130.00	32,760.00	33,634.96	2.67%
10E008 2410 1110 00 000000 0000	SECRETARY SALARY	61,900.00	58,550.00	50,639.84	-13.51%
10E010 2410 1110 00 000000 0000	SECRETARY SALARY	69,520.00	66,725.00	66,704.15	-0.03%
10E011 2410 1110 00 000000 0000	SECRETARY SALARY	96,100.00	107,565.00	103,262.13	-4.00%
10E002 2410 1200 00 000000 0000	INSURANCE STIPEND	3,600.00	1,800.00	1,800.00	0.00%
10E003 2410 1200 00 000000 0000	INSURANCE STIPEND	1,800.00	1,800.00	1,800.00	0.00%
10E004 2410 1200 00 000000 0000	INSURANCE STIPEND	1,800.00	1,800.00	1,800.00	0.00%
10E008 2410 1200 00 000000 0000	INSURANCE STIPEND	3,600.00	1,800.00	3,000.00	66.67%
10E010 2410 1200 00 000000 0000	INSURANCE STIPEND	1,800.00	1,800.00	1,800.00	0.00%
10E001 2410 1220 00 000000 0000	SECRETARY SUBSTITUTE	10,000.00	25,000.00	7,805.00	-68.78%
	TOTAL SALARIES	2,326,945.00	2,258,270.00	2,232,822.77	-1.13%
10E002 2410 2110 00 000000 0000	TEACHER RETIREMENT	43,450.00	43,975.00	42,114.61	-4.23%
10E003 2410 2110 00 000000 0000	TEACHER RETIREMENT	20,680.00	22,460.00	23,829.64	6.10%
10E004 2410 2110 00 000000 0000	TEACHER RETIREMENT	21,260.00	20,340.00	20,338.92	-0.01%
10E005 2410 2110 00 000000 0000	TEACHER RETIREMENT	10,075.00	11,805.00	11,803.13	-0.02%
10E008 2410 2110 00 000000 0000	TEACHER RETIREMENT	20,010.00	19,345.00	19,345.08	0.00%
10E010 2410 2110 00 000000 0000	TEACHER RETIREMENT	20,190.00	21,365.00	20,989.20	-1.76%
10E011 2410 2110 00 000000 0000	TEACHER RETIREMENT	30,330.00	30,185.00	30,182.20	-0.01%
10E002 2410 2160 00 000000 0000	TRS SURCHARGE EXPENSE	2,800.00	2,835.00	2,714.21	-4.26%
10E003 2410 2160 00 000000 0000	TRS SURCHARGE EXPENSE	1,335.00	1,450.00	1,535.65	5.91%
10E004 2410 2160 00 000000 0000	TRS SURCHARGE EXPENSE	1,370.00	1,310.00	1,310.79	0.06%
10E005 2410 2160 00 000000 0000	TRS SURCHARGE EXPENSE	650.00	760.00	760.75	0.10%
10E008 2410 2160 00 000000 0000	TRS SURCHARGE EXPENSE	1,290.00	1,245.00	1,246.71	0.14%
10E010 2410 2160 00 000000 0000	TRS SURCHARGE EXPENSE	1,300.00	1,375.00	1,352.65	-1.63%
10E011 2410 2160 00 000000 0000	TRS SURCHARGE EXPENSE	1,960.00	1,945.00	1,945.29	0.01%
10E002 2410 2210 00 000000 0000	LIFE INSURANCE	510.00	510.00	495.52	-2.84%
10E003 2410 2210 00 000000 0000	LIFE INSURANCE	295.00	295.00	299.44	1.51%
10E004 2410 2210 00 000000 0000	LIFE INSURANCE	310.00	310.00	310.08	0.03%
10E005 2410 2210 00 000000 0000	LIFE INSURANCE	200.00	200.00	200.64	0.32%
10E008 2410 2210 00 000000 0000	LIFE INSURANCE	310.00	310.00	307.04	-0.95%
10E010 2410 2210 00 000000 0000	LIFE INSURANCE	310.00	310.00	310.08	0.03%
10E011 2410 2210 00 000000 0000	LIFE INSURANCE	400.00	400.00	401.28	0.32%
10E002 2410 2220 00 000000 0000	MEDICAL INSURANCE	95,850.00	116,105.00	111,663.16	-3.83%
10E003 2410 2220 00 000000 0000	MEDICAL INSURANCE	54,540.00	47,220.00	48,524.30	2.76%
10E004 2410 2220 00 000000 0000	MEDICAL INSURANCE	74,990.00	64,925.00	64,197.32	-1.12%
10E005 2410 2220 00 000000 0000	MEDICAL INSURANCE	37,700.00	32,645.00	32,276.52	-1.13%
10E008 2410 2220 00 000000 0000	MEDICAL INSURANCE	54,540.00	64,925.00	45,555.98	-29.83%
10E010 2410 2220 00 000000 0000	MEDICAL INSURANCE	72,780.00	63,025.00	62,317.08	-1.12%
10E011 2410 2220 00 000000 0000	MEDICAL INSURANCE	82,910.00	72,260.00	71,066.20	-1.65%
10E002 2410 2230 00 000000 0000	DENTAL INSURANCE	4,710.00	7,230.00	6,973.24	-3.55%
10E003 2410 2230 00 000000 0000	DENTAL INSURANCE	1,960.00	1,825.00	1,934.88	6.02%

10E004 2410 2230 00 000000 0000	DENTAL INSURANCE	3,775.00	3,520.00	3,505.72	-0.41%
10E005 2410 2230 00 000000 0000	DENTAL INSURANCE	2,060.00	1,920.00	1,910.76	-0.48%
10E008 2410 2230 00 000000 0000	DENTAL INSURANCE	3,040.00	3,015.00	2,287.62	-24.13%
10E010 2410 2230 00 000000 0000	DENTAL INSURANCE	4,175.00	3,335.00	3,882.28	16.41%
10E011 2410 2230 00 000000 0000	DENTAL INSURANCE	4,650.00	4,520.00	4,416.40	-2.29%
10E002 2410 2250 00 000000 0000	LONG TERM DISABILITY	760.00	635.00	634.90	-0.02%
10E003 2410 2250 00 000000 0000	LONG TERM DISABILITY	520.00	625.00	630.73	0.92%
10E004 2410 2250 00 000000 0000	LONG TERM DISABILITY	565.00	565.00	559.34	-1.00%
10E005 2410 2250 00 000000 0000	LONG TERM DISABILITY	325.00	325.00	324.76	-0.07%
10E008 2410 2250 00 000000 0000	LONG TERM DISABILITY	560.00	250.00	526.70	110.68%
10E010 2410 2250 00 000000 0000	LONG TERM DISABILITY	475.00	565.00	585.72	3.67%
10E011 2410 2250 00 000000 0000	LONG TERM DISABILITY	760.00	525.00	503.16	-4.16%
10E002 2410 2290 00 000000 0000	TEACHERS RETIREMENT INSURANCE	7,575.00	7,675.00	9,147.06	19.18%
10E003 2410 2290 00 000000 0000	TEACHERS RETIREMENT INSURANCE	3,610.00	3,920.00	4,156.83	6.04%
10E004 2410 2290 00 000000 0000	TEACHERS RETIREMENT INSURANCE	3,710.00	3,550.00	3,548.11	-0.05%
10E005 2410 2290 00 000000 0000	TEACHERS RETIREMENT INSURANCE	1,755.00	2,060.00	2,059.05	-0.05%
10E008 2410 2290 00 000000 0000	TEACHERS RETIREMENT INSURANCE	3,490.00	3,375.00	3,374.59	-0.01%
10E010 2410 2290 00 000000 0000	TEACHERS RETIREMENT INSURANCE	3,525.00	3,725.00	3,661.57	-1.70%
10E011 2410 2290 00 000000 0000	TEACHERS RETIREMENT INSURANCE	5,290.00	5,265.00	5,265.17	0.00%
TOTAL	EMPLOYEE BENEFITS	709,635.00	702,260.00	677,282.06	-3.56%
10E002 2410 3100 00 000000 0000	PURCHASE SERVICES	20,000.00	22,000.00	19,497.56	-11.37%
10E001 2410 3250 00 000000 0000	COPIER LEASES	240,000.00	250,000.00	226,515.81	-9.39%
10E002 2410 3320 00 000000 0000	TRAVEL	150.00	300.00	155.86	-48.05%
10E010 2410 3320 00 000000 0000	TRAVEL	0.00	0.00	321.29	0.00%
10E002 2410 3410 00 000000 0000	POSTAGE	1,500.00	5,500.00	1,786.37	-67.52%
10E003 2410 3410 00 000000 0000	POSTAGE	150.00	200.00	154.00	-23.00%
10E004 2410 3410 00 000000 0000	POSTAGE	50.00	100.00	104.00	4.00%
10E005 2410 3410 00 000000 0000	POSTAGE	0.00	100.00	0.00	-100.00%
10E008 2410 3410 00 000000 0000	POSTAGE	50.00	100.00	0.00	-100.00%
10E010 2410 3410 00 000000 0000	POSTAGE	50.00	150.00	50.00	-66.67%
10E011 2410 3410 00 000000 0000	POSTAGE	1,200.00	1,898.00	1,050.00	-44.68%
10E002 2410 3900 00 000000 0000	OTHER PURCHASED SERVICES	100.00	100.00	0.00	-100.00%
10E004 2410 3900 00 000000 0000	OTHER PURCHASED SERVICES	100.00	100.00	0.00	-100.00%
10E005 2410 3900 00 000000 0000	OTHER PURCHASED SERVICES	100.00	0.00	0.00	0.00%
10E008 2410 3900 00 000000 0000	OTHER PURCHASED SERVICES	375.00	400.00	369.50	-7.63%
10E010 2410 3900 00 000000 0000	OTHER PURCHASED SERVICES	375.00	400.00	369.50	-7.63%
10E011 2410 3900 00 000000 0000	OTHER PURCHASED SERVICES	1,200.00	1,500.00	1,201.63	-19.89%
TOTAL	PURCHASED SERVICES	265,400.00	282,848.00	251,575.52	-11.06%
10E002 2410 4100 00 000000 0000	PRINCIPAL SUPPLIES	65,000.00	65,000.00	26,718.64	-58.89%
10E003 2410 4100 00 000000 0000	PRINCIPAL SUPPLIES	10,000.00	10,000.00	9,553.36	-4.47%
10E004 2410 4100 00 000000 0000	PRINCIPAL SUPPLIES	25,350.00	23,400.00	23,112.12	-1.23%
10E005 2410 4100 00 000000 0000	PRINCIPAL SUPPLIES	10,950.00	9,250.00	5,134.72	-44.49%
10E008 2410 4100 00 000000 0000	PRINCIPAL SUPPLIES	18,050.00	17,000.00	7,813.55	-54.04%
10E010 2410 4100 00 000000 0000	PRINCIPAL SUPPLIES	16,000.00	16,000.00	5,123.84	-67.98%
10E011 2410 4100 00 000000 0000	PRINCIPAL SUPPLIES	14,540.00	14,540.00	5,436.81	-62.61%
10E002 2410 4900 00 000000 0000	OTHER SUPPLIES	1,000.00	2,000.00	70.00	-96.50%
10E003 2410 4900 00 000000 0000	OTHER SUPPLIES	5,000.00	5,000.00	14,172.30	183.45%
10E004 2410 4900 00 000000 0000	OTHER SUPPLIES	4,000.00	6,000.00	0.00	-100.00%
10E005 2410 4900 00 000000 0000	OTHER SUPPLIES	250.00	200.00	253.95	26.98%
10E008 2410 4900 00 000000 0000	OTHER SUPPLIES	5,500.00	4,000.00	5,525.73	38.14%
10E010 2410 4900 00 000000 0000	OTHER SUPPLIES	2,000.00	4,000.00	0.00	-100.00%
10E011 2410 4900 00 000000 0000	OTHER SUPPLIES	8,000.00	10,000.00	7,055.66	-29.44%
TOTAL	SUPPLIES	185,640.00	186,390.00	109,970.68	-41.00%
10E002 2410 6400 00 000000 0000	DUES/FEES	2,500.00	2,000.00	1,946.95	-2.65%
10E003 2410 6400 00 000000 0000	DUES/FEES	500.00	500.00	758.00	51.60%
10E004 2410 6400 00 000000 0000	DUES/FEES	1,000.00	2,000.00	944.00	-52.80%
10E005 2410 6400 00 000000 0000	DUES/FEES	500.00	750.00	0.00	-100.00%
10E008 2410 6400 00 000000 0000	DUES/FEES	750.00	2,000.00	572.50	-71.38%
10E010 2410 6400 00 000000 0000	DUES/FEES	1,000.00	2,000.00	924.00	-53.80%
10E011 2410 6400 00 000000 0000	DUES/FEES	1,403.00	1,403.00	1,022.00	-27.16%
TOTAL	OTHER OBJECTS	7,653.00	10,653.00	6,167.45	-42.11%
10E002 2410 7100 00 000000 0000	NON-CAPITAL OUTLAY	2,000.00	2,000.00	12,799.51	539.98%
10E003 2410 7100 00 000000 0000	NON-CAPITAL OUTLAY	16,700.00	16,100.00	16,765.91	4.14%
10E004 2410 7100 00 000000 0000	NON-CAPITAL OUTLAY	11,500.00	6,000.00	7,676.00	27.93%
10E005 2410 7100 00 000000 0000	NON-CAPITAL OUTLAY	13,000.00	1,500.00	5,077.94	238.53%
10E008 2410 7100 00 000000 0000	NON-CAPITAL OUTLAY	6,725.00	5,600.00	9,058.80	61.76%
10E010 2410 7100 00 000000 0000	NON-CAPITAL OUTLAY	3,600.00	6,000.00	3,623.31	-39.61%

10E011 2410 7100 00 000000 0000	NON-CAPITAL OUTLAY	4,455.00	4,455.00	3,010.00	-32.44%
	TOTAL NON-CAPITAL EQUIPMENT	57,980.00	41,655.00	58,011.47	39.27%
	GRAND TOTAL OFFICE OF THE PRINCIPALS	3,553,253.00	3,482,076.00	3,335,829.95	-4.20%
OTHER SUPPORT SERVICES-SCHOOL ADMINISTRATION					
10E002 2490 1100 00 000000 0000	HS DEAN SALARY	0.00	0.00	0.00	0.00%
10E002 2490 1110 00 000000 0000	HS DEAN ASSISTANT SALARIES	105,265.00	100,500.00	98,984.96	-1.51%
	TOTAL SALARIES	105,265.00	100,500.00	98,984.96	-1.51%
10E002 2490 2110 00 000000 0000	TEACHER RETIREMENT	0.00	0.00	0.00	0.00%
10E002 2490 2160 00 000000 0000	TRS SURCHARGE EXPENSE	0.00	0.00	0.00	0.00%
10E002 2490 2210 00 000000 0000	LIFE INSURANCE	73.00	125.00	56.24	-55.01%
10E002 2490 2220 00 000000 0000	MEDICAL INSURANCE	19,540.00	9,000.00	17,883.84	98.71%
10E002 2490 2230 00 000000 0000	DENTAL INSURANCE	0.00	0.00	0.00	0.00%
10E002 2490 2250 00 000000 0000	LONG TERM DISABILITY	0.00	0.00	0.00	0.00%
10E002 2490 2290 00 000000 0000	TEACHERS RETIREMENT INSURANCE	0.00	0.00	-1,800.00	0.00%
	TOTAL EMPLOYEE BENEFITS	19,613.00	9,125.00	16,140.08	76.88%
10E002 2490 3320 00 000000 0000	TRAVEL	100.00	100.00	0.00	-100.00%
	TOTAL PURCHASED SERVICES	100.00	100.00	0.00	-100.00%
	GRAND TOTAL OTHER SUPPORT SERVICES-SCHOOL ADMIN	124,978.00	109,725.00	115,125.04	4.92%
DIRECTION OF BUSINESS SUPPORT					
10E001 2510 1000 00 000000 0000	BUSINESS MANAGER SALARY	74,800.00	71,511.00	71,511.36	0.00%
	TOTAL SALARIES	74,800.00	71,511.00	71,511.36	0.00%
10E001 2510 2210 00 000000 0000	LIFE INSURANCE	95.00	91.00	91.20	0.22%
10E001 2510 2220 00 000000 0000	MEDICAL INSURANCE	13,635.00	11,805.00	11,540.12	-2.24%
10E001 2510 2230 00 000000 0000	DENTAL INSURANCE	760.00	708.00	703.60	-0.62%
10E001 2510 2250 00 000000 0000	LONG TERM DISABILITY	174.00	174.00	174.00	0.00%
	TOTAL EMPLOYEE BENEFITS	14,664.00	12,778.00	12,508.92	-2.11%
10E001 2510 3320 00 000000 0000	TRAVEL	500.00	200.00	495.20	147.60%
	TOTAL PURCHASED SERVICES	500.00	200.00	495.20	147.60%
10E001 2510 4100 00 000000 0000	OFFICE SUPPLIES	100.00	100.00	27.88	-72.12%
	TOTAL SUPPLIES	100.00	100.00	27.88	-72.12%
10E001 2510 6400 00 000000 0000	DUES AND FEES	500.00	500.00	495.00	-1.00%
	TOTAL OTHER OBJECTS	500.00	500.00	495.00	-1.00%
	GRAND TOTAL DIRECTION OF BUSINESS SUPPORT	90,564.00	85,089.00	85,038.36	-0.06%
FISCAL SERVICES					
10E001 2520 1000 00 000000 0000	ASSISTANT SUPT OF HUMAN RESOURCES	0.00	239,405.00	138,500.00	-42.15%
10E001 2520 1100 00 000000 0000	HR/PAYROLL SALARY	200,355.00	208,260.00	206,694.63	-0.75%
10E001 2520 1105 00 000000 0000	DIRECTOR OF GRANTS	118,235.00	0.00	0.00	0.00%
10E001 2520 1110 00 000000 0000	ACCOUNTING ASSISTANT	132,235.00	82,980.00	82,981.27	0.00%
10E001 2520 1130 00 000000 0000	TREASURER	74,800.00	71,511.00	71,511.33	0.00%
	TOTAL SALARIES	525,625.00	602,155.00	499,687.23	-17.02%
10E001 2520 2110 00 000000 0000	TEACHER RETIREMENT	11,870.00	24,400.00	13,697.75	-43.86%
10E001 2520 2160 00 000000 0000	TRS SURCHARGE EXPENSE	765.00	1,575.00	882.72	-43.95%
10E001 2520 2210 00 000000 0000	LIFE INSURANCE	675.00	443.00	568.24	28.27%
10E001 2520 2220 00 000000 0000	MEDICAL INSURANCE	170,435.00	142,410.00	131,125.93	-7.92%
10E001 2520 2230 00 000000 0000	DENTAL INSURANCE	8,900.00	6,862.00	6,404.72	-6.66%
10E001 2520 2250 00 000000 0000	LONG TERM DISABILITY	495.00	698.00	522.00	-25.21%
10E001 2520 2290 00 000000 0000	TEACHERS RETIREMENT INSURANCE	2,075.00	4,555.00	2,389.44	-47.54%
	TOTAL EMPLOYEE BENEFITS	195,215.00	180,943.00	155,590.80	-14.01%
10E001 2520 3100 00 000000 0000	PURCHASE/CONTRACTED SERVICES	120,000.00	115,000.00	111,464.08	-3.07%
10E001 2520 3160 00 000000 0000	SOFTWARE	140,000.00	160,000.00	128,279.26	-19.83%
10E001 2520 3190 00 000000 0000	PROFESSIONAL & TECH SERVICES	3,000.00	3,000.00	1,840.43	-38.65%
10E001 2520 3320 00 000000 0000	TRAVEL	600.00	600.00	513.82	-14.36%
10E001 2520 3410 00 000000 0000	POSTAGE	7,000.00	5,000.00	6,861.80	37.24%
	TOTAL PURCHASED SERVICES	270,600.00	283,600.00	248,959.39	-12.21%
10E001 2520 4100 00 000000 0000	FISCAL SERVICES SUPPLIES	20,000.00	15,000.00	16,187.80	7.92%
	TOTAL SUPPLIES	20,000.00	15,000.00	16,187.80	7.92%

10E001 2520 6400 00 000000 0000	DUES/FEES	4,700.00	3,500.00	4,728.68	35.11%
10E001 2520 6900 00 000000 0000	PENALTY PAYMENTS	32,000.00	8,000.00	2,575.28	-67.81%
TOTAL	OTHER OBJECTS	36,700.00	11,500.00	7,303.96	-36.49%
10E001 2520 7100 00 000000 0000	NON-CAPITAL OUTLAY	10,000.00	500.00	0.00	-100.00%
TOTAL	NON-CAPITAL EQUIPMENT	10,000.00	500.00	0.00	-100.00%
GRAND TOTAL	FISCAL SERVICES	1,058,140.00	1,093,698.00	927,729.18	-15.18%
FOOD SERVICES					
10E001 2560 1000 00 000000 0000	DIRECTOR OF FOOD SERVICES	65,000.00	87,420.00	60,221.73	-31.11%
10E001 2560 1110 00 000000 0000	SECRETARY	0.00	17,945.00	11,538.71	-35.70%
10E002 2560 1190 00 000000 0000	COOKS SALARY	172,120.00	168,410.00	152,287.22	-9.57%
10E003 2560 1190 00 000000 0000	COOKS SALARY	66,825.00	71,305.00	43,020.68	-39.67%
10E004 2560 1190 00 000000 0000	COOKS SALARY	55,130.00	52,880.00	52,118.86	-1.44%
10E005 2560 1190 00 000000 0000	COOKS SALARY	31,200.00	29,890.00	29,150.19	-2.48%
10E008 2560 1190 00 000000 0000	COOKS SALARY	49,000.00	49,650.00	45,685.28	-7.99%
10E010 2560 1190 00 000000 0000	COOKS SALARY	55,590.00	53,315.00	50,023.27	-6.17%
10E011 2560 1190 00 000000 0000	COOKS SALARY	88,865.00	78,560.00	74,169.42	-5.59%
10E002 2560 1200 00 000000 0000	INSURANCE STIPEND	5,400.00	0.00	7,800.00	0.00%
10E011 2560 1200 00 000000 0000	INSURANCE STIPEND	3,600.00	0.00	3,150.00	0.00%
10E001 2560 1220 00 000000 0000	COOKS SUB PAY	35,000.00	20,000.00	29,228.49	46.14%
TOTAL	SALARIES	627,730.00	629,375.00	558,393.85	-11.28%
10E001 2560 2210 00 000000 0000	LIFE INSURANCE	100.00	95.00	54.60	-42.53%
10E002 2560 2210 00 000000 0000	LIFE INSURANCE	20.00	0.00	2.40	0.00%
10E001 2560 2220 00 000000 0000	MEDICAL INSURANCE	27,270.00	9,035.00	6,759.22	-25.19%
10E002 2560 2220 00 000000 0000	MEDICAL INSURANCE	41,750.00	0.00	7,050.10	0.00%
10E011 2560 2220 00 000000 0000	MEDICAL INSURANCE	20,870.00	27,100.00	17,487.62	-35.47%
10E001 2560 2230 00 000000 0000	DENTAL INSURANCE	1,520.00	500.00	387.60	-22.48%
10E002 2560 2230 00 000000 0000	DENTAL INSURANCE	2,150.00	0.00	394.74	0.00%
10E011 2560 2230 00 000000 0000	DENTAL INSURANCE	1,075.00	1,500.00	977.22	-34.85%
10E001 2560 2250 00 000000 0000	LONG TERM DISABILITY	180.00	245.00	131.69	-46.25%
TOTAL	EMPLOYEE BENEFITS	94,935.00	38,475.00	33,245.19	-13.59%
10E002 2560 3100 00 000000 0000	PURCHASE SERVICES	1,500.00	3,000.00	1,402.90	-53.24%
10E003 2560 3100 00 000000 0000	PURCHASE SERVICES	2,000.00	3,000.00	2,015.55	-32.82%
10E004 2560 3100 00 000000 0000	PURCHASE SERVICES	1,500.00	3,000.00	1,526.17	-49.13%
10E005 2560 3100 00 000000 0000	PURCHASE SERVICES	1,500.00	3,000.00	1,402.85	-53.24%
10E008 2560 3100 00 000000 0000	PURCHASE SERVICES	2,000.00	3,000.00	1,993.09	-33.56%
10E010 2560 3100 00 000000 0000	PURCHASE SERVICES	1,500.00	3,000.00	1,597.68	-46.74%
10E011 2560 3100 00 000000 0000	PURCHASE SERVICES	1,500.00	3,000.00	1,526.17	-49.13%
10E001 2560 3190 00 000000 0000	PURCHASE SERVICES	30,000.00	0.00	27,982.74	0.00%
10E001 2560 3230 00 000000 0000	REPAIRS	0.00	32,000.00	0.00	-100.00%
10E002 2560 3230 00 000000 0000	REPAIRS	5,000.00	2,500.00	5,047.20	101.89%
10E003 2560 3230 00 000000 0000	REPAIRS	2,000.00	2,000.00	1,250.77	-37.46%
10E004 2560 3230 00 000000 0000	REPAIRS	3,500.00	2,100.00	3,464.71	64.99%
10E005 2560 3230 00 000000 0000	REPAIRS	2,000.00	2,000.00	608.66	-69.57%
10E008 2560 3230 00 000000 0000	REPAIRS	3,500.00	3,500.00	1,107.26	-68.36%
10E010 2560 3230 00 000000 0000	REPAIRS	2,500.00	2,500.00	959.85	-61.61%
10E011 2560 3230 00 000000 0000	REPAIRS	3,500.00	3,500.00	2,221.34	-36.53%
10E001 2560 3320 00 000000 0000	TRAVEL	100.00	100.00	0.00	-100.00%
TOTAL	PURCHASED SERVICES	63,600.00	71,200.00	54,106.94	-24.01%
10E001 2560 4100 00 000000 0000	SUPPLIES/FOOD	1,000.00	1,000.00	254.38	-74.56%
10E002 2560 4100 00 000000 0000	SUPPLIES/FOOD	320,000.00	297,650.00	317,147.33	6.55%
10E003 2560 4100 00 000000 0000	SUPPLIES/FOOD	85,000.00	62,400.00	83,138.98	33.24%
10E004 2560 4100 00 000000 0000	SUPPLIES/FOOD	78,000.00	89,400.00	75,669.74	-15.36%
10E005 2560 4100 00 000000 0000	SUPPLIES/FOOD	37,000.00	49,580.00	35,548.40	-28.30%
10E008 2560 4100 00 000000 0000	SUPPLIES/FOOD	90,000.00	93,450.00	88,397.53	-5.41%
10E010 2560 4100 00 000000 0000	SUPPLIES/FOOD	75,000.00	75,800.00	72,438.23	-4.44%
10E011 2560 4100 00 000000 0000	SUPPLIES/FOOD	143,000.00	135,600.00	140,406.88	3.54%
10E002 2560 4110 00 000000 0000	UNIFORMS	2,000.00	2,000.00	1,901.32	-4.93%
10E003 2560 4110 00 000000 0000	UNIFORMS	600.00	675.00	329.50	-51.19%
10E004 2560 4110 00 000000 0000	UNIFORMS	900.00	650.00	845.00	30.00%
10E005 2560 4110 00 000000 0000	UNIFORMS	600.00	450.00	518.50	15.22%
10E008 2560 4110 00 000000 0000	UNIFORMS	400.00	650.00	180.00	-72.31%
10E010 2560 4110 00 000000 0000	UNIFORMS	550.00	650.00	521.96	-19.70%
10E011 2560 4110 00 000000 0000	UNIFORMS	1,300.00	675.00	1,297.28	92.19%
10E001 2560 4900 00 000000 0000	UNIFORMS	0.00	0.00	658.00	0.00%

10E002 2560 4900 00 000000 0000	SUPPLIES/NON-FOOD	30,000.00	23,160.00	27,343.39	18.06%
10E003 2560 4900 00 000000 0000	SUPPLIES/NON-FOOD	7,300.00	6,310.00	7,154.36	13.38%
10E004 2560 4900 00 000000 0000	SUPPLIES/NON-FOOD	6,200.00	8,100.00	5,752.95	-28.98%
10E005 2560 4900 00 000000 0000	SUPPLIES/NON-FOOD	3,100.00	3,970.00	2,985.49	-24.80%
10E008 2560 4900 00 000000 0000	SUPPLIES/NON-FOOD	6,700.00	9,600.00	5,594.70	-41.72%
10E010 2560 4900 00 000000 0000	SUPPLIES/NON-FOOD	4,700.00	4,350.00	4,504.04	3.54%
10E011 2560 4900 00 000000 0000	SUPPLIES/NON-FOOD	15,000.00	18,200.00	13,678.99	-24.84%
TOTAL	SUPPLIES	908,350.00	884,320.00	886,266.95	0.22%
10E002 2560 5400 00 000000 0000	CAPITAL OUTLAY	80,000.00	25,000.00	0.00	-100.00%
10E003 2560 5400 00 000000 0000	CAPITAL OUTLAY	25,000.00	70,000.00	0.00	-100.00%
10E004 2560 5400 00 000000 0000	CAPITAL OUTLAY	7,500.00	15,000.00	12,283.00	-18.11%
10E005 2560 5400 00 000000 0000	CAPTIAL OUTLAY	7,500.00	0.00	0.00	0.00%
10E008 2560 5400 00 000000 0000	CAPTIAL OUTLAY	7,500.00	15,000.00	0.00	-100.00%
10E010 2560 5400 00 000000 0000	CAPTIAL OUTLAY	7,500.00	17,000.00	0.00	-100.00%
10E011 2560 5400 00 000000 0000	CAPTIAL OUTLAY	7,500.00	5,000.00	0.00	-100.00%
TOTAL	CAPITAL OUTLAYS	142,500.00	147,000.00	12,283.00	-91.64%
10E001 2560 6400 00 000000 0000	DUES/FEES	2,000.00	214.00	1,964.11	817.81%
10E002 2560 6400 00 000000 0000	DUES/FEES	1,700.00	850.00	1,704.60	100.54%
10E003 2560 6400 00 000000 0000	DUES/FEES	1,300.00	750.00	1,220.00	62.67%
10E004 2560 6400 00 000000 0000	DUES/FEES	900.00	750.00	800.00	6.67%
10E005 2560 6400 00 000000 0000	DUES/FEES	900.00	750.00	800.00	6.67%
10E008 2560 6400 00 000000 0000	DUES/FEES	900.00	800.00	800.00	0.00%
10E010 2560 6400 00 000000 0000	DUES/FEES	900.00	850.00	770.00	-9.41%
10E011 2560 6400 00 000000 0000	DUES/FEES	1,500.00	800.00	1,464.60	83.08%
TOTAL	OTHER OBJECTS	10,100.00	5,764.00	9,523.31	65.22%
10E002 2560 7100 00 000000 0000	NON-CAPITAL OUTLAY	6,000.00	1,000.00	5,768.77	476.88%
10E003 2560 7100 00 000000 0000	NON-CAPITAL OUTLAY	1,800.00	500.00	1,638.80	227.76%
10E004 2560 7100 00 000000 0000	NON-CAPITAL OUTLAY	5,000.00	500.00	4,947.80	889.56%
10E005 2560 7100 00 000000 0000	NON-CAPITAL OUTLAY	1,200.00	500.00	819.40	63.88%
10E008 2560 7100 00 000000 0000	NON-CAPITAL OUTLAY	1,800.00	500.00	1,638.80	227.76%
10E010 2560 7100 00 000000 0000	NON-CAPITAL OUTLAY	1,800.00	500.00	1,638.80	227.76%
10E011 2560 7100 00 000000 0000	NON-CAPITAL OUTLAY	1,800.00	1,000.00	1,638.80	63.88%
TOTAL	NON-CAPITAL EQUIPMENT	19,400.00	4,500.00	18,091.17	302.03%
GRAND TOTAL	FOOD SERVICES	1,866,615.00	1,780,634.00	1,571,910.41	-11.72%
COMMUNICATION SERVICES					
10E001 2630 1000 00 000000 0000	COMMUNICATIONS DIRECTOR SALARY	91,525.00	87,500.00	87,500.00	0.00%
TOTAL	SALARIES	91,525.00	87,500.00	87,500.00	0.00%
10E001 2630 2110 00 000000 0000	TEACHER RETIREMENT INSURANCE	9,230.00	8,835.00	8,831.92	-0.03%
10E001 2630 2160 00 000000 0000	TRS SURCHARGE EXPENSE	595.00	570.00	569.23	-0.14%
10E001 2630 2210 00 000000 0000	LIFE INSURANCE	95.00	95.00	91.20	-4.00%
10E001 2630 2220 00 000000 0000	MEDICAL INSURANCE	27,270.00	23,610.00	23,344.52	-1.12%
10E001 2630 2230 00 000000 0000	DENTAL INSURANCE	1,520.00	1,415.00	1,411.72	-0.23%
10E001 2630 2290 00 000000 0000	TEACHERS RETIREMENT INSURANCE	1,610.00	1,540.00	1,540.66	0.04%
TOTAL	EMPLOYEE BENEFITS	40,320.00	36,065.00	35,789.25	-0.76%
10E001 2630 3100 00 000000 0000	PURCHASE SERVICES	100.00	0.00	74.90	0.00%
TOTAL	PURCHASED SERVICES	100.00	0.00	74.90	0.00%
10E001 2630 4100 00 000000 0000	COMMUNICATION SUPPLIES	1,000.00	1,000.00	228.99	-77.10%
TOTAL	SUPPLIES	1,000.00	1,000.00	228.99	-77.10%
10E001 2630 6400 00 000000 0000	DUES/FEES	500.00	500.00	150.00	-70.00%
TOTAL	OTHER OBJECTS	500.00	500.00	150.00	-70.00%
10E001 2630 7100 00 000000 0000	NON-CAPITAL OUTLAY	1,000.00	0.00	1,190.00	0.00%
TOTAL	NON-CAPITAL EQUIPMENT	1,000.00	0.00	1,190.00	0.00%
GRAND TOTAL	COMMUNICATION SERVICES	134,445.00	125,065.00	124,933.14	-0.11%
COMPUTER EDUCATION SERVICES					
10E001 2660 1000 00 000000 0000	COMPUTER DIRECTOR SALARY	147,785.00	141,285.00	141,285.71	0.00%
10E001 2660 1110 00 000000 0000	ADMIN ASSISTANT SALARY	12,870.00	25,730.00	38,440.30	49.40%
10E001 2660 1150 00 000000 0000	COMPUTER TECHNICIANS	464,795.00	425,030.00	435,569.79	2.48%
TOTAL	SALARIES	625,450.00	592,045.00	615,295.80	3.93%

10E001 2660 2210 00 000000 0000	LIFE INSURANCE	425.00	380.00	386.92	1.82%
10E001 2660 2220 00 000000 0000	MEDICAL INSURANCE	150,805.00	123,895.00	131,562.99	6.19%
10E001 2660 2230 00 000000 0000	DENTAL INSURANCE	8,825.00	7,870.00	8,357.36	6.19%
10E001 2660 2250 00 000000 0000	LONG TERM DISABILITY	350.00	350.00	348.00	-0.57%
TOTAL	EMPLOYEE BENEFITS	160,405.00	132,495.00	140,655.27	6.16%
10E001 2660 3160 00 000000 0000	PURCHASE SERVICES/SOFTWARE/LEASES	630,000.00	700,000.00	535,991.59	-23.43%
10E001 2660 3190 00 000000 0000	PURCHASE SERVICES/WEBSITE	3,000.00	3,000.00	2,892.50	-3.58%
10E001 2660 3195 00 000000 0000	INFRASTRUCTURE-FIBER	15,000.00	0.00	39,080.88	0.00%
10E001 2660 3230 00 000000 0000	REPAIRS	0.00	500.00	0.00	-100.00%
10E001 2660 3320 00 000000 0000	TRAVEL	4,000.00	4,000.00	3,617.56	-9.56%
TOTAL	PURCHASED SERVICES	652,000.00	707,500.00	581,582.53	-17.80%
10E001 2660 4100 00 000000 0000	TECHNOLOGY SUPPLIES	165,000.00	125,000.00	164,944.55	31.96%
TOTAL	SUPPLIES	165,000.00	125,000.00	164,944.55	31.96%
10E001 2660 5400 00 000000 0000	CAPITAL OUTLAY	20,000.00	50,000.00	6,939.00	-86.12%
TOTAL	CAPITAL OUTLAYS	20,000.00	50,000.00	6,939.00	-86.12%
10E001 2660 6400 00 000000 0000	DUES/FEES	2,000.00	1,300.00	2,003.02	54.08%
TOTAL	OTHER OBJECTS	2,000.00	1,300.00	2,003.02	54.08%
10E001 2660 7100 00 000000 0000	NON-CAPITAL OUTLAY	400,000.00	95,000.00	492,917.00	418.86%
TOTAL	NON-CAPITAL EQUIPMENT	400,000.00	95,000.00	492,917.00	418.86%
GRAND TOTAL	COMPUTER EDUCATION SERVICES	2,024,855.00	1,703,340.00	2,004,337.17	17.67%
OTHER SUPPORTING SERVICES					
10E001 2900 3000 00 000000 0000	CONTRACTED SERVICES-SOCIAL MEDIA	0.00	1,000.00	0.00	-100.00%
TOTAL	PURCHASED SERVICES	0.00	1,000.00	0.00	-100.00%
GRAND TOTAL	OTHER SUPPORTING SERVICES	0.00	1,000.00	0.00	-100.00%
SPECIAL EDUCATION TUITION					
10E001 4120 3190 00 000000 0000	SPECIAL ED PAYMENTS TO OTHER GOVT	800,000.00	540,000.00	484,118.57	-10.35%
TOTAL	PURCHASED SERVICES	800,000.00	540,000.00	484,118.57	-10.35%
GRAND TOTAL	SPECIAL EDUCATION TUITION	800,000.00	540,000.00	484,118.57	-10.35%
ON BEHALF PAYMENTS					
10E001 4180 6000 00 000000 0000	TRS-ON BEHALF PAYMENT	16,500,000.00	19,600,000.00	19,600,000.00	0.00%
TOTAL	OTHER OBJECTS	16,500,000.00	19,600,000.00	19,600,000.00	0.00%
GRAND TOTAL	ON BEHALF PAYMENTS	16,500,000.00	19,600,000.00	19,600,000.00	0.00%
SPECIAL EDUCATION TUITION					
10E001 4220 6700 00 000000 0000	SPECIAL EDUCATION TUITION	2,300,000.00	2,400,000.00	3,316,107.11	38.17%
TOTAL	OTHER OBJECTS	2,300,000.00	2,400,000.00	3,316,107.11	38.17%
COMMUNITY COLLEGE TUITION					
10E001 4270 6700 00 000000 0000	COMMUNITY COLLEGE TUITION	60,000.00	32,000.00	60,599.83	89.37%
TOTAL	OTHER OBJECTS	60,000.00	32,000.00	60,599.83	89.37%
VIRTUAL HIGH SCHOOL TUITION					
10E001 4280 6700 00 000000 0000	VIRTUAL HIGH SCHOOL TUITION	500.00	1,000.00	0.00	-100.00%
TOTAL	OTHER OBJECTS	500.00	1,000.00	0.00	-100.00%
SAFE SCHOOL TUITION					
10E001 4290 6700 00 000000 0000	SAFE SCHOOL TUITION	20,000.00	30,000.00	20,224.00	-32.59%
TOTAL	OTHER OBJECTS	20,000.00	30,000.00	20,224.00	-32.59%
GRAND TOTAL	TUITION	2,380,500.00	2,463,000.00	3,396,930.94	37.92%
PROVISION FOR CONTINGENCIES					
10E001 6000 6900 00 000000 0000	CONTINGENCY ACCT	50,000.00	0.00	0.00	0.00%
TOTAL	OTHER OBJECTS	50,000.00	0.00	0.00	0.00%
GRAND TOTAL	PROVISION FOR CONTINGENCIES	50,000.00	0.00	0.00	0.00%
GRANTS					

CAREER & TECHNICAL EDUCATION GRANT					
10E002 1130 3100 00 322000 0000	PURCHASE SERVICES	11,525.00	2,000.00	6,184.00	209.20%
	TOTAL PURCHASED SERVICES	11,525.00	2,000.00	6,184.00	209.20%
10E002 1130 4100 00 322000 0000	CTE SUPPLIES	18,563.00	12,750.00	13,128.70	2.97%
	TOTAL SUPPLIES	18,563.00	12,750.00	13,128.70	2.97%
10E002 1130 7100 00 322000 0000	NON-CAPITAL OUTLAY	1,200.00	6,800.00	105,732.00	1454.88%
	TOTAL NON-CAPITAL EQUIPMENT	1,200.00	6,800.00	105,732.00	1454.88%
10E002 2210 1100 00 322000 0000	CTE SALARIES	1,500.00	2,400.00	432.00	-82.00%
	TOTAL SALARIES	1,500.00	2,400.00	432.00	-82.00%
10E002 2210 2110 00 322000 0000	CTE-TEACHER RETIREMENT	40.00	0.00	42.73	0.00%
10E002 2210 2160 00 322000 0000	CTE-TRS SURCHARGE EXPENSE	5.00	0.00	2.75	0.00%
10E002 2210 2290 00 322000 0000	CTE-TEACHER RETIREMENT INS	10.00	0.00	7.44	0.00%
	TOTAL EMPLOYEE BENEFITS	55.00	0.00	52.92	0.00%
10E002 2210 3190 00 322000 0000	CTE PURCHASE SERVICES	4,840.00	1,600.00	246.11	-84.62%
	TOTAL PURCHASED SERVICES	4,840.00	1,600.00	246.11	-84.62%
10E002 2230 4100 00 322000 0000	CTE SUPPLIES	5,299.00	5,299.00	5,299.00	0.00%
	TOTAL SUPPLIES	5,299.00	5,299.00	5,299.00	0.00%
	GRAND TOTAL CAREER & TECHNICAL ED GRANT	42,982.00	30,849.00	131,074.73	324.89%
AGRICULTURE GRANT					
10E002 1130 3100 00 323500 0000	AGRICULTURE SERVICES	891.00	891.00	891.00	0.00%
	TOTAL PURCHASED SERVICES	891.00	891.00	891.00	0.00%
10E002 1130 4100 00 323500 0000	AGRICULTURE SUPPLIES	126.00	2,080.00	668.28	-67.87%
	TOTAL SUPPLIES	126.00	2,080.00	668.28	-67.87%
10E002 2210 3100 00 323500 0000	AGRICULTURE SERVICES	953.00	800.00	1,603.00	100.38%
	TOTAL PURCHASED SERVICES	953.00	800.00	1,603.00	100.38%
	GRAND TOTAL AGRICULTURE GRANT	1,970.00	3,771.00	3,162.28	-16.14%
THREE CIRCLES FFA/AG GRANT					
10E002 1130 1100 00 323530 0000	THREE CIRCLES SALARIES	20,019.00	16,979.00	20,019.00	17.90%
	TOTAL SALARIES	20,019.00	16,979.00	20,019.00	17.90%
10E002 1130 2110 00 323530 0000	THREE CIRCLES TRS	1,990.00	1,680.00	2,014.64	19.92%
10E002 1130 2160 00 323530 0000	THREE CIRCLES TRS SURCHARGE	77.00	0.00	129.84	0.00%
10E002 1130 2290 00 323530 0000	THREE CIRCLES TRS THIS	310.00	232.00	351.46	51.49%
	TOTAL EMPLOYEE BENEFITS	2,377.00	1,912.00	2,495.94	30.54%
10E002 2210 1100 00 323530 0000	THREE CIRCLES SALARIES	5,004.00	4,245.00	2,784.00	-34.42%
	TOTAL SALARIES	5,004.00	4,245.00	2,784.00	-34.42%
10E002 2210 2110 00 323530 0000	THREE CIRCLES TRS	300.00	420.00	284.07	-32.36%
10E002 2210 2160 00 323530 0000	THREE CIRCLES TRS SURCHARGE	20.00	0.00	18.24	0.00%
10E002 2210 2290 00 323530 0000	THREE CIRCLES TRS THIS	25.00	58.00	49.45	-14.74%
	TOTAL EMPLOYEE BENEFITS	345.00	478.00	351.76	-26.41%
	GRAND TOTAL THREE CIRCLES FFA/AG GRANT	27,745.00	23,614.00	25,650.70	8.62%
TEACHERS VACANCY GRANT					
10E001 1100 1130 00 399900 0000	TEACHER VACANCY SALARIES	40,000.00	0.00	0.00	0.00%
	TOTAL SALARIES	40,000.00	0.00	0.00	0.00%
10E001 2110 3100 00 399900 0000	TEACHER VACANCY PURCHASE SERVICES	30,000.00	0.00	0.00	0.00%
	TOTAL PURCHASED SERVICES	30,000.00	0.00	0.00	0.00%
10E001 2640 4100 00 399900 0000	TEACHER VACANCY SUPPLIES	30,747.00	0.00	0.00	0.00%
	TOTAL SUPPLIES	30,747.00	0.00	0.00	0.00%
	GRAND TOTAL TEACHER VACANCY GRANT	100,747.00	0.00	0.00	0.00%
LIBRARY GRANT					
10E001 2220 4100 00 399900 0000	LIBRARY GRANT SUPPLIES	4,007.00	3,600.00	2,945.33	-18.19%

TOTAL	SUPPLIES	4,007.00	3,600.00	2,945.33	-18.19%
GRAND TOTAL	LIBRARY GRANT	4,007.00	3,600.00	2,945.33	-18.19%
TITLE I LOW INCOME GRANT					
10E001 1100 1100 00 430000 0000	TITLE I SALARIES	139,668.00	140,000.00	121,967.60	-12.88%
TOTAL	SALARIES	139,668.00	140,000.00	121,967.60	-12.88%
10E001 1100 2110 00 430000 0000	TITLE I TRS	26,000.00	23,000.00	26,109.51	13.52%
10E001 1100 2160 00 430000 0000	TITLE I TRS SURCHARGE EXPENSE	750.00	650.00	777.43	19.60%
10E001 1100 2210 00 430000 0000	TITLE I LIFE INSURANCE	75.00	60.00	73.21	22.02%
10E001 1100 2220 00 430000 0000	TITLE I MEDICAL INSURANCE	7,800.00	8,500.00	7,840.10	-7.76%
10E001 1100 2230 00 430000 0000	TITLE I DENTAL	450.00	1,200.00	458.19	-61.82%
10E001 1100 2290 00 430000 0000	TITLE I THIS	2,100.00	1,720.00	2,104.35	22.35%
TOTAL	EMPLOYEE BENEFITS	37,175.00	35,130.00	37,362.79	6.36%
10E001 1100 3100 00 430000 0000	TITLE I PURCHASE SERVICES	4,963.00	5,000.00	4,963.00	-0.74%
TOTAL	PURCHASED SERVICES	4,963.00	5,000.00	4,963.00	-0.74%
10E001 1100 4100 00 430000 0000	TITLE I SUPPLIES	501.00	3,000.00	404.50	-86.52%
TOTAL	SUPPLIES	501.00	3,000.00	404.50	-86.52%
SOCIAL WORK					
10E001 2110 1100 00 430000 0000	TITLE I SOCIAL WORK SALARIES	13,230.00	0.00	13,230.00	0.00%
TOTAL	SALARIES	13,230.00	0.00	13,230.00	0.00%
10E001 2110 2110 00 430000 0000	TITLE I TRS	2,835.00	0.00	2,833.54	0.00%
10E001 2110 2160 00 430000 0000	TITLE I TRS SURCHARGE	84.00	0.00	84.32	0.00%
10E001 2110 2210 00 430000 0000	TITLE I LIFE INSURANCE	12.00	0.00	12.33	0.00%
10E001 2110 2220 00 430000 0000	TITLE I MEDICAL INSURANCE	1,540.00	0.00	1,539.73	0.00%
10E001 2110 2230 00 430000 0000	TITLE I DENTAL INSURANCE	85.00	0.00	85.34	0.00%
10E001 2110 2290 00 430000 0000	TITLE I THIS	228.00	0.00	228.25	0.00%
TOTAL	EMPLOYEE BENEFITS	4,784.00	0.00	4,783.51	0.00%
CURRICULUM					
10E001 2210 3100 00 430000 0000	TITLE I PURCHASE SERVICES	0.00	2,250.00	0.00	-100.00%
TOTAL	PURCHASED SERVICES	0.00	2,250.00	0.00	-100.00%
ADMINISTRATION					
10E001 2400 1000 00 430000 0000	TITLE I SALARIES	18,199.00	20,100.00	18,199.00	-9.46%
10E001 2400 1100 00 430000 0000	TITLE I SALARIES	3,000.00	0.00	3,000.00	0.00%
TOTAL	SALARIES	21,199.00	20,100.00	21,199.00	5.47%
10E001 2400 2110 00 430000 0000	TITLE I TEACHER RETIREMENT	4,540.00	4,200.00	4,540.35	8.10%
10E001 2400 2160 00 430000 0000	TITLE I TRS SURCHARGE EXPENSE	135.00	150.00	135.11	-9.93%
10E001 2400 2210 00 430000 0000	TITLE I LIFE INSURANCE	10.00	10.00	8.21	-17.90%
10E001 2400 2220 00 430000 0000	TITLE I MEDICAL INSURANCE	3,200.00	3,300.00	3,187.24	-3.42%
10E001 2400 2230 00 430000 0000	TITLE I DENTAL INSURANCE	200.00	210.00	191.21	-8.95%
10E001 2400 2290 00 430000 0000	TITLE I TEACHER RETIREMENT INSURANCE	365.00	350.00	365.75	4.50%
TOTAL	EMPLOYEE BENEFITS	8,450.00	8,220.00	8,427.87	2.53%
TRANSPORTATION					
10E001 2550 3320 00 430000 0000	TITLE I PURCHASE SERVICES	10,678.00	22,000.00	10,678.00	-51.46%
TOTAL	PURCHASED SERVICES	10,678.00	22,000.00	10,678.00	-51.46%
GRAND TOTAL	TITLE I LOW INCOME GRANT	240,648.00	235,700.00	223,016.27	-5.38%
TITLE IV-A SSAE GRANT					
10E001 1100 4100 00 440000 0000	TITLE IV SUPPLIES	13,635.00	13,445.00	17,382.97	29.29%
TOTAL	SUPPLIES	13,635.00	13,445.00	17,382.97	29.29%
SERVICES					
10E001 2210 3100 00 440000 0000	TITLE IV-PURCHASE SERVICES	1,234.00	0.00	1,234.00	0.00%
TOTAL	PURCHASED SERVICES	1,234.00	0.00	1,234.00	0.00%
GRAND TOTAL	TITLE IV-A SSAE GRANT	14,869.00	13,445.00	18,616.97	38.47%
IDEA PART B PRESCHOOL GRANT					
ELEMENTARY					
10E001 1110 4100 00 460000 0000	IDEA PRESCHOOL INSTRUCT SUPPLIES	4,425.00	4,000.00	4,015.76	0.39%
TOTAL	SUPPLIES	4,425.00	4,000.00	4,015.76	0.39%

CURRICULUM					
10E001 2210 3190 00 462000 0000	IDEA PRESCHOOL PURCHASE SERVICES	4,000.00	3,608.00	0.00	-100.00%
	TOTAL PURCHASED SERVICES	4,000.00	3,608.00	0.00	-100.00%
	GRAND TOTAL IDEA PART B PRESCHOOL GRANT	8,425.00	7,608.00	4,015.76	-1.00
IDEA FLOW THROUGH GRANT					
SPECIAL PROGRAMS					
10E001 1200 3140 00 462000 0000	IDEA FT PURCHASE SERVICES	25,000.00	36,873.00	26,147.51	-29.09%
	TOTAL PURCHASED SERVICES	25,000.00	36,873.00	26,147.51	-29.09%
10E001 1200 4100 00 462000 0000	IDEA FT SUPPLIES	25,000.00	5,000.00	25,792.37	415.85%
	TOTAL SUPPLIES	25,000.00	5,000.00	25,792.37	415.85%
SOCIAL WORK					
10E001 2110 1100 00 462000 0000	IDEA FT SALARIES	0.00	30,000.00	30,677.00	2.26%
	TOTAL SALARIES	0.00	30,000.00	30,677.00	2.26%
10E001 2110 2110 00 462000 0000	IDEA FT TEACHER RETIREMENT	0.00	5,800.00	6,747.30	16.33%
10E001 2110 2160 00 462000 0000	IDEA FT TRS SURCHARGE EXPENSE	0.00	200.00	206.88	3.44%
10E001 2110 2210 00 462000 0000	IDEA FT LIFE INSURANCE	0.00	0.00	22.93	0.00%
10E001 2110 2220 00 462000 0000	IDEA FT MEDICAL	0.00	0.00	4,541.35	0.00%
10E001 2110 2230 00 462000 0000	IDEA FT DENTAL	0.00	0.00	251.69	0.00%
10E001 2110 2290 00 462000 0000	IDEA FT TEACHER RETIREMENT INS	0.00	700.00	560.09	-19.99%
	TOTAL EMPLOYEE BENEFITS	0.00	6,700.00	12,330.24	84.03%
10E001 2110 3100 00 462000 0000	CONTRACTED SERVICES	0.00	23,092.00	0.00	-100.00%
	TOTAL PURCHASED SERVICES	0.00	23,092.00	0.00	-100.00%
PSYCHOLOGICAL					
10E001 2140 3140 00 462000 0000	IDEA FT PSYCHOLOGICAL SERVICES	30,000.00	30,000.00	1,700.00	-94.33%
	TOTAL PURCHASED SERVICES	30,000.00	30,000.00	1,700.00	-94.33%
SPEECH					
10E001 2150 3100 00 462000 0000	IDEA FT SPEECH SERVICES	40,000.00	40,000.00	43,500.00	8.75%
	TOTAL PURCHASED SERVICES	40,000.00	40,000.00	43,500.00	8.75%
CURRICULUM					
10E001 2210 1100 00 462000 0000	IDEA FT SALARIES	3,000.00	3,000.00	1,444.00	-51.87%
	TOTAL SALARIES	3,000.00	3,000.00	1,444.00	-51.87%
10E001 2210 2110 00 462000 0000	TEACHERS RETIREMENT	400.00	600.00	285.30	-52.45%
10E001 2210 2160 00 462000 0000	TRS SURCHARGE EXPENSE	60.00	60.00	9.22	-84.63%
10E001 2210 2290 00 462000 0000	IDEA FT TEACHER RETIREMENT INS	300.00	300.00	24.91	-91.70%
	TOTAL EMPLOYEE BENEFITS	760.00	960.00	319.43	-66.73%
10E001 2210 3100 00 462000 0000	IDEA FT PURCHASE SERVICES	50,000.00	65,000.00	82,189.71	26.45%
	TOTAL PURCHASED SERVICES	50,000.00	65,000.00	82,189.71	26.45%
ASSESSMENT					
10E001 2230 3190 00 462000 0000	IDEA FT PURCHASE SERVICES	20,000.00	20,000.00	8,896.57	-55.52%
	TOTAL PURCHASED SERVICES	20,000.00	20,000.00	8,896.57	-55.52%
ADMINISTRATION					
10E001 2300 1000 00 462000 0000	IDEA FT SALARIES	41,382.00	0.00	0.00	0.00%
	TOTAL SALARIES	41,382.00	0.00	0.00	0.00%
10E001 2300 2110 00 462000 0000	TEACHERS RETIREMENT	8,913.00	0.00	0.00	0.00%
10E001 2300 2160 00 462000 0000	TRS SURCHARGE EXPENSE	264.00	0.00	0.00	0.00%
10E001 2300 2290 00 462000 0000	IDEA FT TEACHER RETIREMENT INS	715.00	0.00	0.00	0.00%
	TOTAL EMPLOYEE BENEFITS	9,892.00	0.00	0.00	0.00%
TRANSPORTATION					
10E001 2550 3320 00 462000 0000	IDEA FT PURCHASE SERVICES	10,000.00	0.00	4,158.87	0.00%
	TOTAL PURCHASED SERVICES	10,000.00	0.00	4,158.87	0.00%
COMPUTER EDUCATION SERVICES					
10E001 2660 3160 00 462000 0000	IDEA FT CONTRACTED SERVICES	13,000.00	13,000.00	10,800.12	-16.92%
	TOTAL PURCHASED SERVICES	13,000.00	13,000.00	10,800.12	-16.92%

SPECIAL EDUCATION TUITION					
10E001 4120 3190 00 462000 0000	IDEA FT PAYMENTS TO OTHER GOV'T	275,000.00	241,997.00	320,000.00	32.23%
	TOTAL PURCHASED SERVICES	275,000.00	241,997.00	320,000.00	32.23%
10E001 4220 6700 00 462000 0000	IDEA FT PMTS TO GOV'T/TUITION	310,341.00	278,843.00	359,328.00	28.86%
	TOTAL OTHER OBJECTS	310,341.00	278,843.00	359,328.00	28.86%
	GRAND TOTAL IDEA FLOW THROUGH GRANT	853,375.00	794,465.00	927,283.82	16.72%
PERKINS GRANT					
10E002 1130 3100 00 474500 0000	PERKINS PURCHASE SERVICES	11,533.00	8,300.00	7,979.16	-3.87%
	TOTAL PURCHASED SERVICES	11,533.00	8,300.00	7,979.16	-3.87%
10E002 1130 4100 00 474500 0000	PERKINS SUPPLIES	2,662.00	444.00	7,766.81	1649.28%
	TOTAL SUPPLIES	2,662.00	444.00	7,766.81	1649.28%
10E002 1130 7100 00 474500 0000	PERKINS NON-CAPITAL OUTLAY	0.00	4,000.00	2,941.00	-26.48%
	TOTAL NON-CAPITAL EQUIPMENT	0.00	4,000.00	2,941.00	-26.48%
10E002 2120 3100 00 474500 0000	PERKINS PURCHASE SERVICES	3,755.00	0.00	0.00	0.00%
	TOTAL PURCHASED SERVICES	3,755.00	0.00	0.00	0.00%
10E002 2230 4100 00 474500 0000	PERKINS ASSESSMENT AND TESTING	3,000.00	3,000.00	2,400.00	-20.00%
	TOTAL SUPPLIES	3,000.00	3,000.00	2,400.00	-20.00%
	GRAND TOTAL PERKINS GRANT	20,950.00	15,744.00	21,086.97	33.94%
TITLE III EL IMMIGRANT STUDENT EDUCATION					
10E001 1800 4100 00 490500 0000	TITLE III SUPPLIES	6,612.00	0.00	566.02	0.00%
	TOTAL SUPPLIES	6,612.00	0.00	566.02	0.00%
10E001 2210 3100 00 490500 0000	TITLE III PURCHASE SERVICES	6,000.00	0.00	0.00	0.00%
	TOTAL PURCHASED SERVICES	6,000.00	0.00	0.00	0.00%
	GRAND TOTAL TITLE III EL IMMIGRANT STUDENT EDUCATION	12,612.00	0.00	566.02	0.00%
TITLE III ELL-TBE/TPI LIPLEPS GRANT					
10E001 1100 3100 00 490900 0000	TITLE III PURCHASE SERVICES	34,500.00	24,000.00	23,597.00	-1.68%
	TOTAL PURCHASED SERVICES	34,500.00	24,000.00	23,597.00	-1.68%
INSTRUCTION					
10E001 2210 3190 00 490900 0000	TITLE III PURCHASE SERVICES	13,250.00	16,000.00	15,003.50	-6.23%
	TOTAL PURCHASED SERVICES	13,250.00	16,000.00	15,003.50	-6.23%
10E001 2210 4100 00 490900 0000	TITLE III SUPPLIES	0.00	700.00	0.00	-100.00%
	TOTAL SUPPLIES	0.00	700.00	0.00	-100.00%
10E001 2230 3190 00 490900 0000	TITLE III SUPPLIES	500.00	0.00	0.00	0.00%
	TOTAL SUPPLIES	500.00	0.00	0.00	0.00%
SERVICES					
10E001 3000 3100 00 490900 0000	TITLE III PURCHASE SERVICES	450.00	200.00	0.00	-100.00%
	TOTAL PURCHASED SERVICES	450.00	200.00	0.00	-100.00%
	GRAND TOTAL TITLE III ELL-TBE/TPI LIPLEPS GRANT	48,700.00	40,900.00	38,600.50	-5.62%
TITLE II TEACHER QUALITY GRANT					
10E001 2210 1100 00 493200 0000	TITLE II SALARY	19,625.00	6,050.00	0.00	-100.00%
	TOTAL SALARIES	19,625.00	6,050.00	0.00	-100.00%
10E001 2210 2110 00 493200 0000	TITLE II-TEACHER RETIREMENT	2,000.00	870.00	0.00	-100.00%
10E001 2210 2160 00 493200 0000	TITLE II-TRS SURCHARGE EXPENSE	500.00	0.00	0.00	0.00%
10E001 2210 2290 00 493200 0000	TITLE II-TEACHER RETIRE INS	89.00	0.00	0.00	0.00%
	TOTAL EMPLOYEE BENEFITS	2,589.00	870.00	0.00	-100.00%
10E001 2210 3190 00 493200 0000	TITLE II-PURCHASE SERVICES	33,357.00	33,690.00	23,115.80	-31.39%
	TOTAL PURCHASED SERVICES	33,357.00	33,690.00	23,115.80	-31.39%
10E001 2210 4100 00 493200 0000	TITLE II-SUPPLIES	1,820.00	1,820.00	1,465.34	-19.49%
	TOTAL SUPPLIES	1,820.00	1,820.00	1,465.34	-19.49%
INSTRUCTION-PUPIL SERVICES					

10E001 3700 3100 00 493200 0000	TITLE II-PURCHASE SERVICES	3,480.00	3,140.00	0.00	-100.00%
	TOTAL PURCHASED SERVICES	3,480.00	3,140.00	0.00	-100.00%
	GRAND TOTAL TITLE II TEACHER QUALITY GRANT	60,871.00	45,570.00	24,581.14	-46.06%
ESSER DIGITAL EQUITY GRANT					
10E001 2220 5400 00 499800 0000	CAPITAL OUTLAY	1,058,000.00	0.00	0.00	0.00%
	TOTAL CAPITAL OUTLAYS	1,058,000.00	0.00	0.00	0.00%
NON CAPITAL OUTLAY					
10E001 2220 7100 00 499800 0000	NON-CAPITAL OUTLAY	526,000.00	0.00	0.00	0.00%
	TOTAL NON-CAPITAL EQUIPMENT	526,000.00	0.00	0.00	0.00%
	GRAND TOTAL DIGITAL EQUITY GRANT	1,584,000.00	0.00	0.00	0.00%
ARP IDEA FLOW-THROUGH					
10E001 1200 3140 01 499800 0000	ARP IDEA FLOW-THROUGH SERVICES	0.00	18,000.00	20,000.00	11.11%
	TOTAL PURCHASED SERVICES	0.00	18,000.00	20,000.00	11.11%
10E001 1200 4100 01 499800 0000	ARP IDEA FLOW-THROUGH SUPPLIES	0.00	41,061.00	39,061.00	-4.87%
	TOTAL SUPPLIES	0.00	41,061.00	39,061.00	-4.87%
IMPROVEMENT OF INSTRUCTION					
10E001 2210 3100 01 499800 0000	ARP IDEA FLOW-THROUGH SERVICES	0.00	12,753.00	12,752.26	-0.01%
	TOTAL PURCHASED SERVICES	0.00	12,753.00	12,752.26	-0.01%
COMPUTER EDUCATION SERVICES					
10E001 2660 3160 01 499800 0000	ARP IDEA FLOW-THROUGH SERVICES	0.00	2,500.00	2,500.00	0.00%
	TOTAL PURCHASED SERVICES	0.00	2,500.00	2,500.00	0.00%
SPECIAL EDUCATION TUITION					
10E001 4120 3190 01 499800 0000	ARP IDEA FLOW-THROUGH SERVICES	0.00	115,000.00	115,000.00	0.00%
	TOTAL PURCHASED SERVICES	0.00	115,000.00	115,000.00	0.00%
	GRAND TOTAL ARP IDEA FLOW-THROUGH	0.00	189,314.00	189,313.26	0.00%
ARP IDEA PRESCHOOL					
10E001 1225 4100 02 499800 0000	ARP IDEA PRESCHOOL SUPPLIES	0.00	14,466.00	10,133.73	-29.95%
	TOTAL SUPPLIES	0.00	14,466.00	10,133.73	-29.95%
10E001 1225 5400 02 499800 0000	ARP IDEA PRESCHOOL CAPITAL	0.00	0.00	5,195.00	0.00%
	TOTAL CAPITAL OUTLAYS	0.00	0.00	5,195.00	0.00%
IMPROVEMENT OF INSTRUCTION					
10E001 2210 3100 02 499800 0000	ARP IDEA PRESCHOOL SERVICES	1,803.00	5,000.00	2,334.00	-53.32%
	TOTAL PURCHASED SERVICES	1,803.00	5,000.00	2,334.00	-53.32%
	GRAND TOTAL ARP IDEA PRESCHOOL	1,803.00	19,466.00	17,662.73	-9.26%
ESSER III GRANT (ARP)					
10E003 1100 1100 00 499800 0000	ESSER III-SALARIES	14,202.00	44,240.00	126,352.24	185.61%
	TOTAL SALARIES	14,202.00	44,240.00	126,352.24	185.61%
10E003 1100 2110 00 499800 0000	ESSER III-TEACHER RETIREMENT	2,000.00	5,766.00	10,243.69	77.66%
10E003 1100 2160 00 499800 0000	ESSER III-TRS SURCHARGE EXPENSE	20.00	141.00	682.04	383.72%
10E003 1100 2290 00 499800 0000	ESSER III-TEACHER RETIREMENT INS	500.00	975.00	9,493.83	873.73%
	TOTAL EMPLOYEE BENEFITS	2,520.00	6,882.00	20,419.56	196.71%
10E003 1100 3100 00 499800 0000	ESSER III-PURCHASE SERVICES	0.00	0.00	0.00	0.00%
	TOTAL PURCHASED SERVICES	0.00	0.00	0.00	0.00%
10E003 1100 4100 00 499800 0000	ESSER III-SUPPLIES	0.00	50,523.00	17,602.61	-65.16%
	TOTAL SUPPLIES	0.00	50,523.00	17,602.61	-65.16%
10E003 2210 1100 00 499800 0000	ESSER III SALARIES	0.00	9,124.00	9,124.19	0.00%
	TOTAL SALARIES	0.00	9,124.00	9,124.19	0.00%
10E003 2210 2110 00 499800 0000	ESSER III TEACHERS RETIREMENT	0.00	1,000.00	1,936.14	93.61%
10E003 2210 2160 00 499800 0000	ESSER III TRS SURCHARGE	0.00	20.00	58.16	190.80%
10E003 2210 2210 00 499800 0000	ESSER III LIFE INSURANCE	0.00	0.00	1.52	0.00%
10E003 2210 2220 00 499800 0000	ESSER III MEDICAL INSURANCE	0.00	0.00	1,835.24	0.00%
10E003 2210 2230 00 499800 0000	ESSER III DENTAL INSURANCE	0.00	0.00	115.76	0.00%

10E003 2210 2290 00 499800 0000	ESSER III TRS INSURANCE	0.00	560.00	157.44	-71.89%
	TOTAL EMPLOYEE BENEFITS	0.00	1,580.00	4,104.26	159.76%
CURRICULUM					
10E003 2210 3100 00 499800 0000	ESSER III-PURCHASE SERVICES	6,000.00	25,000.00	7,000.00	-72.00%
	TOTAL PURCHASED SERVICES	6,000.00	25,000.00	7,000.00	-72.00%
10E003 2550 3320 00 499800 0000	ESSER III-PURCHASE SERVICES	2,408.00	0.00	6,208.00	0.00%
	TOTAL PURCHASED SERVICES	2,408.00	0.00	6,208.00	0.00%
SALARIES					
10E003 3700 1100 00 499800 0000	ESSER III-SALARIES	0.00	30,654.00	0.00	-100.00%
	TOTAL SALARIES	0.00	30,654.00	0.00	-100.00%
10E003 3700 2220 00 499800 0000	ESSER III-MEDICAL	0.00	22,416.00	0.00	-100.00%
	TOTAL EMPLOYEE BENEFITS	0.00	22,416.00	0.00	-100.00%
10E003 3700 3100 00 499800 0000	ESSER III-PURCHASE SERVICES	0.00	1,800.00	0.00	-100.00%
	TOTAL PURCHASED SERVICES	0.00	1,800.00	0.00	-100.00%
	GRAND TOTAL ESSER III GRANT	25,130.00	192,219.00	190,810.86	-0.73%
	GRAND TOTALS EDUCATION FUND	74,758,312.00	72,250,137.00	72,482,717.54	0.32%
	GRAND TOTALS EDUCATION FUND LESS TRS ON BEHALF PMTS	58,258,312.00	52,650,137.00	52,882,717.54	0.44%
OPERATIONS & MAINTENANCE FUND (FUND 20)					
REVENUE FROM LOCAL SOURCES					
20R000 1111 0000 00 000000 0000	TAXES, EARLY	3,326,968.00	3,324,234.00	3,187,118.57	-4.12%
20R001 1111 0000 00 000000 0000	TAXES, BUDGET YEAR	3,259,927.00	2,746,390.00	2,830,376.39	3.06%
20R000 1230 0000 00 000000 0000	CORPORATE PERSONAL PROPERTY TAX	254,995.00	369,932.00	368,014.37	-0.52%
20R001 1510 0000 00 000000 0000	INTEREST - SWEEP ACCOUNT	190,000.00	70,000.00	313,852.04	348.36%
20R003 1510 0000 00 000000 0000	INTEREST DISTRIBUTION ON TAXES	700.00	50.00	1,187.79	2275.58%
20R001 1720 0000 00 000000 0000	PARKING FEES	32,000.00	34,000.00	33,150.00	-2.50%
20R000 1910 0000 00 000000 0000	RENTALS	48,000.00	40,000.00	48,434.00	21.09%
20R000 1950 0000 00 000000 0000	REFUND OF PRIOR YEAR EXPENDITURES	3,000.00	5,000.00	1,215.42	-75.69%
20R000 1999 0000 00 000000 0000	OTHER REVENUE	35,000.00	30,000.00	88,014.99	193.38%
	TOTAL REVENUE FROM LOCAL SOURCES	7,150,590.00	6,619,606.00	6,871,363.57	3.80%
REVENUE FROM STATE SOURCES					
20R000 3001 0000 00 000000 0000	EVIDENCE-BASED FUNDING	3,992,208.00	0.00	1,648,470.12	0.00%
20R000 3925 0000 00 000000 0000	SCHOOL MAINTENANCE GRANT	50,000.00	50,000.00	50,000.00	0.00%
	TOTAL REVENUE FROM STATE SOURCES	4,042,208.00	50,000.00	1,698,470.12	3296.94%
REVENUE FROM FEDERAL SOURCES					
20R002 4998 0000 00 000000 0000	ESSER II GRANT (CRRSA)	0.00	112,760.00	112,759.00	0.00%
20R003 4998 0000 00 000000 0000	ESSER III GRANT (ARP)	0.00	1,117,624.00	1,118,624.85	0.09%
	TOTAL REVENUE FROM FEDERAL SOURCES	0.00	1,230,384.00	1,231,383.85	0.08%
	TOTAL REVENUE FROM ALL SOURCES	11,192,798.00	7,899,990.00	9,801,217.54	24.07%
	GRAND TOTALS REVENUE FROM ALL SOURCES	11,192,798.00	7,899,990.00	9,801,217.54	24.07%
OPERATIONS & MAINTENANCE					
20E001 2540 1000 00 000000 0000	DIRECTOR SALARY	125,695.00	120,165.00	120,164.05	0.00%
20E001 2540 1100 00 000000 0000	SUPERVISOR SALARIES	143,585.00	132,600.00	132,601.09	0.00%
20E001 2540 1110 00 000000 0000	SECRETARY SALARY	46,130.00	44,100.00	44,100.00	0.00%
20E001 2540 1160 00 000000 0000	MAINTENANCE STAFF SALARY	236,250.00	228,100.00	243,160.48	6.60%
20E001 2540 1170 00 000000 0000	MAINTENANCE-SEASONAL	6,000.00	5,000.00	6,048.00	20.96%
20E001 2540 1190 00 000000 0000	CUSTODIAN SALARY	188,910.00	148,185.00	62,065.55	-58.12%
20E002 2540 1190 00 000000 0000	CUSTODIAN SALARY	417,855.00	312,080.00	368,944.12	18.22%
20E003 2540 1190 00 000000 0000	CUSTODIAN SALARY	123,535.00	108,750.00	78,815.16	-27.53%
20E004 2540 1190 00 000000 0000	CUSTODIAN SALARY	183,935.00	163,935.00	132,693.47	-19.06%
20E005 2540 1190 00 000000 0000	CUSTODIAN SALARY	79,845.00	103,290.00	74,941.92	-27.45%
20E008 2540 1190 00 000000 0000	CUSTODIAN SALARY	178,175.00	206,335.00	204,366.37	-0.95%
20E010 2540 1190 00 000000 0000	CUSTODIAN SALARY	155,800.00	220,815.00	176,440.32	-20.10%
20E011 2540 1190 00 000000 0000	CUSTODIAN SALARY	235,440.00	226,395.00	233,608.52	3.19%
20E001 2540 1191 00 000000 0000	GROUNDS STAFF	179,400.00	125,140.00	147,884.16	18.17%
20E001 2540 1200 00 000000 0000	INSURANCE STIPEND	0.00	0.00	450.00	0.00%
20E002 2540 1200 00 000000 0000	INSURANCE STIPEND	1,800.00	1,800.00	1,800.00	0.00%
20E005 2540 1200 00 000000 0000	INSURANCE STIPEND	0.00	1,800.00	1,800.00	0.00%

20E008 2540 1200 00 000000 0000	INSURANCE STIPEND	1,800.00	1,800.00	1,800.00	0.00%
20E010 2540 1200 00 000000 0000	INSURANCE STIPEND	0.00	1,800.00	0.00	-100.00%
20E011 2540 1200 00 000000 0000	INSURANCE STIPEND	1,800.00	1,800.00	1,800.00	0.00%
20E001 2540 1220 00 000000 0000	CUSTODIAN SUBSTITUTES	1,000.00	1,000.00	0.00	-100.00%
20E001 2540 1300 00 000000 0000	OVERTIME-MAINTENANCE	4,000.00	8,000.00	2.66	-99.97%
20E001 2540 1310 00 000000 0000	OVERTIME-CUSTODIANS	2,000.00	4,000.00	6.28	-99.84%
20E002 2540 1310 00 000000 0000	OVERTIME-CUSTODIANS	7,500.00	15,000.00	0.00	-100.00%
20E003 2540 1310 00 000000 0000	OVERTIME-CUSTODIANS	1,000.00	2,000.00	0.00	-100.00%
20E004 2540 1310 00 000000 0000	OVERTIME-CUSTODIANS	1,000.00	2,000.00	0.00	-100.00%
20E005 2540 1310 00 000000 0000	OVERTIME-CUSTODIANS	500.00	2,000.00	0.00	-100.00%
20E008 2540 1310 00 000000 0000	OVERTIME-CUSTODIANS	1,000.00	2,000.00	0.00	-100.00%
20E010 2540 1310 00 000000 0000	OVERTIME-CUSTODIANS	1,000.00	2,000.00	0.00	-100.00%
20E011 2540 1310 00 000000 0000	OVERTIME-CUSTODIANS	2,000.00	4,000.00	0.00	-100.00%
20E001 2540 1320 00 000000 0000	OVERTIME-GROUNDS/UTILITY	5,000.00	10,000.00	0.00	-100.00%
	TOTAL SALARIES	2,331,955.00	2,205,890.00	2,033,492.15	-7.82%
20E001 2540 2210 00 000000 0000	LIFE INSURANCE	465.00	430.00	463.94	7.89%
20E002 2540 2210 00 000000 0000	LIFE INSURANCE	200.00	165.00	177.84	7.78%
20E003 2540 2210 00 000000 0000	LIFE INSURANCE	55.00	55.00	36.48	-33.67%
20E004 2540 2210 00 000000 0000	LIFE INSURANCE	100.00	90.00	67.64	-24.84%
20E005 2540 2210 00 000000 0000	LIFE INSURANCE	40.00	55.00	36.48	-33.67%
20E008 2540 2210 00 000000 0000	LIFE INSURANCE	70.00	85.00	82.64	-2.78%
20E010 2540 2210 00 000000 0000	LIFE INSURANCE	75.00	110.00	84.36	-23.31%
20E011 2540 2210 00 000000 0000	LIFE INSURANCE	110.00	110.00	109.44	-0.51%
20E001 2540 2220 00 000000 0000	MEDICAL INSURANCE	248,560.00	205,450.00	218,380.73	6.29%
20E002 2540 2220 00 000000 0000	MEDICAL INSURANCE	118,750.00	88,520.00	93,328.56	5.43%
20E003 2540 2220 00 000000 0000	MEDICAL INSURANCE	39,125.00	33,875.00	24,560.04	-27.50%
20E004 2540 2220 00 000000 0000	MEDICAL INSURANCE	52,170.00	45,165.00	33,194.46	-26.50%
20E005 2540 2220 00 000000 0000	MEDICAL INSURANCE	30,885.00	26,740.00	18,561.58	-30.58%
20E008 2540 2220 00 000000 0000	MEDICAL INSURANCE	30,675.00	36,135.00	35,728.00	-1.13%
20E010 2540 2220 00 000000 0000	MEDICAL INSURANCE	48,170.00	60,840.00	48,534.60	-20.23%
20E011 2540 2220 00 000000 0000	MEDICAL INSURANCE	57,900.00	44,655.00	48,874.40	9.45%
20E001 2540 2230 00 000000 0000	DENTAL INSURANCE	13,295.00	10,640.00	2,293.94	-78.44%
20E002 2540 2230 00 000000 0000	DENTAL INSURANCE	6,170.00	4,750.00	5,067.52	6.68%
20E003 2540 2230 00 000000 0000	DENTAL INSURANCE	1,810.00	1,685.00	1,181.32	-29.89%
20E004 2540 2230 00 000000 0000	DENTAL INSURANCE	2,890.00	2,690.00	2,034.98	-24.35%
20E005 2540 2230 00 000000 0000	DENTAL INSURANCE	1,275.00	1,185.00	743.66	-37.24%
20E008 2540 2230 00 000000 0000	DENTAL INSURANCE	2,545.00	2,870.00	2,749.80	-4.19%
20E010 2540 2230 00 000000 0000	DENTAL INSURANCE	2,750.00	3,250.00	2,836.84	-12.71%
20E011 2540 2230 00 000000 0000	DENTAL INSURANCE	2,895.00	2,505.00	2,564.04	2.36%
20E001 2540 2250 00 000000 0000	LONG TERM DISABILITY INSURANCE	335.00	335.00	328.88	-1.83%
	TOTAL EMPLOYEE BENEFITS	661,315.00	572,390.00	542,022.17	-5.31%
20E001 2540 3100 00 000000 0000	PROF & TECH SERV	800,000.00	750,000.00	1,032,230.80	37.63%
20E001 2540 3190 00 000000 0000	LIFE SAFETY	5,000.00	5,000.00	0.00	-100.00%
20E001 2540 3210 00 000000 0000	TRASH REMOVAL	45,000.00	35,000.00	45,724.06	30.64%
20E001 2540 3220 00 000000 0000	SNOW REMOVAL	5,000.00	5,000.00	0.00	-100.00%
20E001 2540 3230 00 000000 0000	REPAIRS-DISTRICT	280,000.00	290,000.00	281,703.53	-2.86%
20E002 2540 3230 00 000000 0000	REPAIRS-VEHICLE	50,000.00	36,000.00	49,020.77	36.17%
20E002 2540 3250 00 000000 0000	RENTAL/HS GRAD	5,000.00	4,000.00	5,249.50	31.24%
20E001 2540 3320 00 000000 0000	TRAVEL	300.00	500.00	0.00	-100.00%
20E001 2540 3400 00 000000 0000	TELEPHONE	95,000.00	95,000.00	95,000.26	0.00%
20E001 2540 3700 00 000000 0000	WATER	37,000.00	38,000.00	36,724.72	-3.36%
	TOTAL PURCHASED SERVICES	1,322,300.00	1,258,500.00	1,545,653.64	22.82%
20E001 2540 4100 00 000000 0000	SUPPLIES/CUSTODIANS	235,000.00	220,000.00	236,119.30	7.33%
20E001 2540 4110 00 000000 0000	SUPPLIES/MAINTENANCE	330,000.00	180,000.00	336,923.43	87.18%
20E002 2540 4110 00 000000 0000	UNIFORM ALLOWANCE	19,000.00	17,000.00	18,903.25	11.20%
20E001 2540 4120 00 000000 0000	SUPPLIES/GROUNDS	110,000.00	120,000.00	102,544.35	-14.55%
20E001 2540 4190 00 000000 0000	LIFE SAFETY SUPPLIES	2,000.00	2,000.00	0.00	-100.00%
20E001 2540 4650 00 000000 0000	GAS HEAT	6,000.00	20,000.00	3,942.98	-80.29%
20E002 2540 4650 00 000000 0000	GAS HEAT	58,000.00	74,000.00	44,232.33	-40.23%
20E003 2540 4650 00 000000 0000	GAS HEAT	24,000.00	40,000.00	18,772.77	-53.07%
20E004 2540 4650 00 000000 0000	GAS HEAT	18,000.00	35,000.00	12,153.48	-65.28%
20E005 2540 4650 00 000000 0000	GAS HEAT	9,000.00	20,000.00	6,427.01	-67.86%
20E008 2540 4650 00 000000 0000	GAS HEAT	20,000.00	36,000.00	16,680.86	-53.66%
20E010 2540 4650 00 000000 0000	GAS HEAT	21,000.00	37,000.00	17,242.77	-53.40%
20E011 2540 4650 00 000000 0000	GAS HEAT	28,000.00	62,000.00	24,315.53	-60.78%
20E001 2540 4660 00 000000 0000	ELECTRICITY	10,000.00	13,000.00	6,860.59	-47.23%
20E002 2540 4660 00 000000 0000	ELECTRICITY	198,000.00	290,000.00	186,965.29	-35.53%
20E003 2540 4660 00 000000 0000	ELECTRICITY	50,000.00	65,000.00	42,880.77	-34.03%

20E004 2540 4660 00 000000 0000	ELECTRICITY	68,000.00	85,000.00	54,440.26	-35.95%
20E005 2540 4660 00 000000 0000	ELECTRICITY	25,000.00	30,000.00	19,342.64	-35.52%
20E008 2540 4660 00 000000 0000	ELECTRICITY	66,000.00	84,000.00	54,032.41	-35.68%
20E010 2540 4660 00 000000 0000	ELECTRICITY	67,000.00	84,000.00	55,255.91	-34.22%
20E011 2540 4660 00 000000 0000	ELECTRICITY	105,000.00	150,000.00	92,480.56	-38.35%
TOTAL	SUPPLIES	1,469,000.00	1,664,000.00	1,350,516.49	-18.84%
20E001 2540 5300 00 000000 0000	IMPROVEMENT/GROUNDS	90,000.00	100,000.00	315,186.91	215.19%
20E001 2540 5400 00 000000 0000	CAPITALIZED EQUIPMENT	300,000.00	150,000.00	645,694.85	330.46%
20E002 2540 5400 00 000000 0000	HS CLASSROOM ADDITIONS	6,800,000.00	600,000.00	143,119.70	-76.15%
20E002 2540 5410 00 000000 0000	NEW HS BUILDING	4,000,000.00	0.00	45,106.29	0.00%
20E003 2540 5400 00 000000 0000	O&M/TRANSPORTATION BUILDING	25,000.00	1,095,353.00	1,763,872.10	61.03%
20E003 2540 5400 00 499800 0000	ESSER III GRANT (ARP)	0.00	54,504.00	54,504.32	0.00%
20E001 2540 5400 00 392500 0000	SCHOOL MAINTENANCE GRANT	50,000.00	150,000.00	0.00	-100.00%
20E004 2540 5400 00 392500 0000	SCHOOL MAINTENANCE GRANT HBT	200,000.00	0.00	14,131.34	0.00%
20E005 2540 5400 00 392500 0000	SCHOOL MAINTENANCE GRANT LL	200,000.00	0.00	48,005.09	0.00%
TOTAL	CAPITAL OUTLAYS	11,665,000.00	2,149,857.00	3,029,620.60	40.92%
20E001 2540 6400 00 000000 0000	DUES/FEES	3,800.00	2,000.00	3,883.56	94.18%
TOTAL	OTHER OBJECTS	3,800.00	2,000.00	3,883.56	94.18%
20E001 2540 7100 00 000000 0000	NON-CAPITALIZED EQUIPMENT	100,000.00	125,000.00	259,182.92	107.35%
TOTAL	NON-CAPITAL EQUIPMENT	100,000.00	125,000.00	259,182.92	107.35%
PROVISION FOR CONTINGENCIES					
20E001 6000 6900 00 000000 0000	CONTINGENCY ACCT	50,000.00	0.00	0.00	0.00%
TOTAL	OTHER OBJECTS	50,000.00	0.00	0.00	0.00%
GRAND TOTALS	OPERATIONS & MAINTENANCE FUND	17,603,370.00	7,977,637.00	8,764,371.53	9.86%
DEBT SERVICE FUND (FUND 30)					
REVENUE FROM LOCAL SOURCES					
30R000 1112 0000 00 000000 0000	TAXES, EARLY	4,359,713.00	4,372,700.00	4,355,666.06	-0.39%
30R001 1112 0000 00 000000 0000	TAXES, BUDGET YR	4,455,108.00	4,022,375.00	4,041,047.03	0.46%
30R001 1510 0000 00 000000 0000	INTEREST - SWEEP ACCOUNT	64,000.00	35,000.00	94,404.89	169.73%
30R003 1510 0000 00 000000 0000	INTEREST DISTRIBUTION ON TAXES	870.00	50.00	1,695.90	3291.80%
30R000 1930 0000 00 000000 0000	IMPACT FEES	513,650.00	515,800.00	515,800.00	0.00%
TOTAL	REVENUE FROM LOCAL SOURCES	9,393,341.00	8,945,925.00	9,008,613.88	0.70%
GRAND TOTALS	REVENUE FROM ALL SOURCES	9,393,341.00	8,945,925.00	9,008,613.88	0.70%
30E001 5220 6240 04 000000 0000	INTEREST ON 2006 BONDS	5,252,440.00	4,777,372.00	4,777,371.25	0.00%
30E001 5220 6240 10 000000 0000	INTEREST ON 2016 DEBT CERTIFICATES	103,650.00	115,800.00	115,800.00	0.00%
30E001 5220 6240 11 000000 0000	INTEREST ON 2016A DSEB BONDS	37,725.00	44,100.00	44,100.00	0.00%
30E001 5220 6240 12 000000 0000	INTEREST ON 2017 BONDS	751,700.00	796,075.00	796,075.00	0.00%
TOTAL	OTHER OBJECTS	6,145,515.00	5,733,347.00	5,733,346.25	0.00%
30E001 5320 6100 04 000000 0000	PRINCIPAL ON 2006 BONDS	1,552,561.00	1,577,629.00	1,577,628.75	0.00%
30E001 5320 6100 05 000000 0000	PRINCIPAL ON 2016A DSEB BONDS	215,000.00	210,000.00	210,000.00	0.00%
30E001 5320 6100 06 000000 0000	PRINCIPAL ON 2016 DEBT CERTIFICATES	410,000.00	400,000.00	400,000.00	0.00%
30E001 5320 6100 10 000000 0000	PRINCIPAL ON 2017 BONDS	910,000.00	865,000.00	865,000.00	0.00%
TOTAL	OTHER OBJECTS	3,087,561.00	3,052,629.00	3,052,628.75	0.00%
30E001 5400 3190 00 000000 0000	SERVICE CHARGE	3,400.00	3,000.00	3,330.00	11.00%
TOTAL	PURCHASED SERVICES	3,400.00	3,000.00	3,330.00	11.00%
GRAND TOTALS	DEBT SERVICE FUND	9,236,476.00	8,788,976.00	8,789,305.00	0.00%
TRANSPORTATION FUND (FUND 40)					
REVENUE FROM LOCAL SOURCES					
40R000 1113 0000 00 000000 0000	TAXES, EARLY	1,446,508.00	1,314,884.00	1,370,817.27	4.25%
40R001 1113 0000 00 000000 0000	TAXES, BUDGET YEAR	1,402,111.00	1,325,852.00	1,332,005.99	0.46%
40R000 1415 0000 00 000000 0000	FIELD TRIP FEES	600.00	500.00	592.00	18.40%
40R001 1510 0000 00 000000 0000	INTEREST - SWEEP ACCOUNT	107,000.00	30,000.00	185,376.40	517.92%
40R003 1510 0000 00 000000 0000	INTEREST - DISTRIBUTION ON TAXES	300.00	20.00	559.00	2695.00%
40R000 1950 0000 00 000000 0000	PRIOR YEAR REFUND	17,000.00	17,000.00	16,853.00	-0.86%
40R000 1999 0000 00 000000 0000	OTHER REVENUE	5,000.00	10,000.00	2,612.50	-73.88%
TOTAL	REVENUE FROM LOCAL SOURCES	2,978,519.00	2,698,256.00	2,908,816.16	7.80%
REVENUE FROM STATE SOURCES					
40R000 3500 0000 00 000000 0000	STATE AID, REGULAR	1,591,844.00	1,510,500.00	1,584,246.86	4.88%
40R000 3510 0000 00 000000 0000	STATE AID, SPECIAL ED	1,228,421.00	1,318,400.00	1,270,144.17	-3.66%

TOTAL	REVENUE FROM STATE SOURCES	2,820,265.00	2,828,900.00	2,854,391.03	0.90%
GRAND TOTALS	REVENUE FROM ALL SOURCES	5,798,784.00	5,527,156.00	5,763,207.19	4.27%
TRANSPORTATION					
40E001 2550 1000 00 000000 0000	DIRECTOR/MECHANIC SALARY	228,100.00	218,035.00	218,032.41	0.00%
40E001 2550 1110 00 000000 0000	OFFICE STAFF SALARIES	180,565.00	171,620.00	172,914.78	0.75%
40E001 2550 1120 00 000000 0000	LONGEVITY	13,075.00	13,075.00	13,074.48	0.00%
40E001 2550 1150 00 000000 0000	BUS AIDE SALARIES	55,000.00	58,000.00	52,963.95	-8.68%
40E001 2550 1180 00 000000 0000	EXTRA DUTY	175,000.00	170,000.00	173,058.39	1.80%
40E001 2550 1210 00 000000 0000	BUS DRIVER SALARIES/UTILITY	1,700,000.00	1,700,000.00	1,588,496.09	-6.56%
40E001 2550 1220 00 000000 0000	SUBSTITUTE DRIVERS	110,000.00	75,000.00	109,744.08	46.33%
TOTAL	SALARIES	2,461,740.00	2,405,730.00	2,328,284.18	-3.22%
40E001 2550 2210 00 000000 0000	LIFE INSURANCE	510.00	320.00	339.50	6.09%
40E001 2550 2220 00 000000 0000	MEDICAL INSURANCE	140,575.00	125,000.00	130,749.97	4.60%
40E001 2550 2230 00 000000 0000	DENTAL INSURANCE	6,920.00	4,540.00	4,807.79	5.90%
40E001 2550 2250 00 000000 0000	LONG TERM DISABILITY	300.00	300.00	293.80	-2.07%
TOTAL	EMPLOYEE BENEFITS	148,305.00	130,160.00	136,191.06	4.63%
40E001 2550 3190 00 000000 0000	PHYSICAL EXAM & FINGER PRINT	13,000.00	11,000.00	12,965.05	17.86%
40E001 2550 3230 00 000000 0000	REPAIRS	16,000.00	36,000.00	13,390.38	-62.80%
40E001 2550 3240 00 000000 0000	RADIO REPAIRS	3,000.00	0.00	2,782.50	0.00%
40E001 2550 3250 00 000000 0000	RENTALS/BUS LEASES	1,780,056.00	1,300,000.00	1,578,839.00	21.45%
40E001 2550 3310 00 000000 0000	CONTRACTED TRANSPORTATION	385,000.00	290,000.00	382,450.78	31.88%
40E001 2550 3320 00 000000 0000	TRAVEL	10,000.00	10,000.00	7,283.94	-27.16%
40E001 2550 3700 00 000000 0000	PURCHASE SERVICES	15,000.00	17,000.00	14,770.80	-13.11%
40E001 2550 3840 00 000000 0000	P & C INSURANCE	60,000.00	50,000.00	60,000.00	20.00%
TOTAL	PURCHASED SERVICES	2,282,056.00	1,714,000.00	2,072,482.45	20.91%
40E001 2550 4100 00 000000 0000	GENERAL SUPPLIES	30,000.00	62,000.00	20,399.51	-67.10%
40E001 2550 4110 00 000000 0000	OFFICE SUPPLIES	30,000.00	40,000.00	21,910.39	-45.22%
40E001 2550 4120 00 000000 0000	GREASE & OIL	5,500.00	4,200.00	5,488.15	30.67%
40E001 2550 4130 00 000000 0000	TIRES	7,800.00	6,000.00	7,895.07	31.58%
40E001 2550 4640 00 000000 0000	FUEL	500,000.00	575,000.00	409,123.87	-28.85%
40E001 2550 4650 00 000000 0000	GAS HEAT/GARAGE	4,200.00	3,200.00	3,799.15	18.72%
40E001 2550 4900 00 000000 0000	OTHER SUPPLIES-NON REIMBURSABLE	4,000.00	30,000.00	2,147.20	-92.84%
TOTAL	SUPPLIES	581,500.00	720,400.00	470,763.34	-34.65%
40E001 2550 5400 00 000000 0000	CAPITAL OUTLAY	20,000.00	60,000.00	0.00	-100.00%
TOTAL	CAPITAL OUTLAYS	20,000.00	60,000.00	0.00	-100.00%
40E001 2550 6400 00 000000 0000	DUES/FEES/LICENSES	10,000.00	15,000.00	9,826.20	-34.49%
TOTAL	OTHER OBJECTS	10,000.00	15,000.00	9,826.20	-34.49%
40E001 2550 7100 00 000000 0000	NON CAPITAL OUTLAY/EQUIPMENT	4,000.00	60,000.00	1,660.00	-97.23%
TOTAL	NON-CAPITAL EQUIPMENT	4,000.00	60,000.00	1,660.00	-97.23%
40E001 6000 6900 00 000000 0000	CONTINGENCY	50,000.00	200,000.00	0.00	-100.00%
TOTAL	OTHER OBJECTS	50,000.00	200,000.00	0.00	-100.00%
TOTAL	TRANSPORTATION FUND	5,557,601.00	5,305,290.00	5,019,207.23	-5.39%
GRAND TOTALS	TRANSPORTATION FUND	5,557,601.00	5,305,290.00	5,019,207.23	-5.39%
IMRF/SS FUND (FUND 50)					
REVENUE FROM LOCAL SOURCES					
50R000 1114 0000 00 000000 0000	IMRF TAXES, EARLY	482,170.00	438,295.00	452,847.15	3.32%
50R001 1114 0000 00 000000 0000	IMRF TAXES, BUDGET YEAR	436,205.00	478,243.00	480,479.64	0.47%
50R000 1151 0000 00 000000 0000	SOCIAL SECURITY/MEDICARE, EARLY	482,170.00	438,295.00	452,847.15	3.32%
50R001 1151 0000 00 000000 0000	SOCIAL SECURITY/MEDICARE, BUDGET YEAR	463,205.00	478,243.00	480,479.64	0.47%
50R000 1230 0000 00 000000 0000	CORPORATE PERSONAL PROPERTY TAX	70,000.00	64,000.00	88,192.97	37.80%
50R001 1510 0000 00 000000 0000	INTEREST - SWEEP ACCOUNT	50,000.00	21,000.00	79,645.29	279.26%
50R003 1510 0000 00 000000 0000	INTEREST - DISTRIBUTION ON TAXES	350.00	10.00	403.28	3932.80%
TOTAL	REVENUE FROM LOCAL SOURCES	1,984,100.00	1,918,086.00	2,034,895.12	6.09%
GRAND TOTALS	REVENUE FROM ALL SOURCES	1,984,100.00	1,918,086.00	2,034,895.12	6.09%
NON-CATEGORICAL DISTRICT WIDE PROGRAMS					
50E001 1100 2130 00 000000 0000	FICA	200.00	85.00	222.74	162.05%
50E001 1100 2140 00 000000 0000	MEDICARE	5,900.00	5,000.00	5,894.68	17.89%
50E001 1100 2140 00 430000 0000	MEDICARE	1,700.00	2,500.00	1,735.61	-30.58%
50E003 1100 2140 00 499800 0000	MEDICARE	1,800.00	5,000.00	1,831.26	-63.37%
TOTAL	EMPLOYEE BENEFITS	9,600.00	12,585.00	9,684.29	-23.05%

ELEMENTARY					
50E008 1110 2120 00 000000 0000	IMRF	1,400.00	1,200.00	1,406.69	17.22%
50E004 1110 2130 00 000000 0000	FICA	2,420.00	1,500.00	2,321.02	54.73%
50E008 1110 2130 00 000000 0000	FICA	1,985.00	1,500.00	1,870.11	24.67%
50E010 1110 2130 00 000000 0000	FICA	2,110.00	1,500.00	1,961.99	30.80%
50E004 1110 2140 00 000000 0000	MEDICARE	30,350.00	27,800.00	27,380.39	-1.51%
50E005 1110 2140 00 000000 0000	MEDICARE	11,875.00	12,000.00	11,625.74	-3.12%
50E008 1110 2140 00 000000 0000	MEDICARE	28,900.00	29,000.00	27,612.24	-4.79%
50E010 1110 2140 00 000000 0000	MEDICARE	29,900.00	28,175.00	27,229.31	-3.36%
TOTAL	EMPLOYEE BENEFITS	108,940.00	102,675.00	101,407.49	-1.23%
MIDDLE SCHOOL					
50E003 1120 2130 00 000000 0000	FICA	600.00	500.00	591.66	18.33%
50E011 1120 2130 00 000000 0000	FICA	850.00	500.00	826.89	65.38%
50E003 1120 2140 00 000000 0000	MEDICARE	20,290.00	17,735.00	16,716.10	-5.75%
50E011 1120 2140 00 000000 0000	MEDICARE	40,725.00	38,810.00	37,250.00	-4.02%
TOTAL	EMPLOYEE BENEFITS	62,465.00	57,545.00	55,384.65	-3.75%
HIGH SCHOOL					
50E002 1130 2120 00 000000 0000	IMRF	2,600.00	2,575.00	2,539.59	-1.38%
50E002 1130 2130 00 000000 0000	FICA	2,000.00	1,810.00	1,986.04	9.73%
50E002 1130 2140 00 000000 0000	MEDICARE	78,000.00	73,855.00	70,168.30	-4.99%
50E002 1130 2140 00 323530 0000	MEDICARE	290.00	250.00	288.96	15.58%
TOTAL	EMPLOYEE BENEFITS	82,890.00	78,490.00	74,982.89	-4.47%
SPECIAL PROGRAMS					
50E001 1200 2120 00 000000 0000	IMRF	80.00	0.00	78.80	0.00%
50E001 1200 2130 00 000000 0000	FICA	4,500.00	3,000.00	4,240.98	41.37%
50E001 1200 2140 00 000000 0000	MEDICARE	1,400.00	500.00	1,358.40	171.68%
TOTAL	EMPLOYEE BENEFITS	5,980.00	3,500.00	5,678.18	62.23%
SPECIAL EDUCATION					
50E002 1205 2120 00 000000 0000	IMRF	11,315.00	9,945.00	6,989.38	-29.72%
50E003 1205 2120 00 000000 0000	IMRF	4,100.00	6,165.00	3,950.84	-35.92%
50E004 1205 2120 00 000000 0000	IMRF	10,970.00	7,525.00	6,242.61	-17.04%
50E005 1205 2120 00 000000 0000	IMRF	7,445.00	7,600.00	5,628.37	-25.94%
50E008 1205 2120 00 000000 0000	IMRF	13,600.00	17,275.00	12,883.53	-25.42%
50E010 1205 2120 00 000000 0000	IMRF	17,425.00	16,515.00	14,876.67	-9.92%
50E011 1205 2120 00 000000 0000	IMRF	9,755.00	10,300.00	7,065.48	-31.40%
50E002 1205 2130 00 000000 0000	FICA	8,466.00	7,000.00	4,921.26	-29.70%
50E003 1205 2130 00 000000 0000	FICA	3,070.00	4,340.00	2,784.52	-35.84%
50E004 1205 2130 00 000000 0000	FICA	8,200.00	5,315.00	4,554.37	-14.31%
50E005 1205 2130 00 000000 0000	FICA	5,570.00	5,345.00	3,910.60	-26.84%
50E008 1205 2130 00 000000 0000	FICA	10,155.00	12,155.00	9,076.40	-25.33%
50E010 1205 2130 00 000000 0000	FICA	13,050.00	11,625.00	10,384.02	-10.68%
50E011 1205 2130 00 000000 0000	FICA	7,300.00	7,250.00	4,973.05	-31.41%
50E001 1205 2140 00 000000 0000	MEDICARE	1,200.00	1,200.00	1,117.92	-6.84%
50E002 1205 2140 00 000000 0000	MEDICARE	10,880.00	9,885.00	8,379.71	-15.23%
50E003 1205 2140 00 000000 0000	MEDICARE	2,165.00	2,370.00	1,999.13	-15.65%
50E004 1205 2140 00 000000 0000	MEDICARE	6,140.00	4,315.00	3,748.67	-13.12%
50E005 1205 2140 00 000000 0000	MEDICARE	3,275.00	3,135.00	2,543.18	-18.88%
50E008 1205 2140 00 000000 0000	MEDICARE	5,410.00	5,270.00	4,245.64	-19.44%
50E010 1205 2140 00 000000 0000	MEDICARE	5,915.00	5,430.00	5,076.67	-6.51%
50E011 1205 2140 00 000000 0000	MEDICARE	5,730.00	4,995.00	4,443.36	-11.04%
TOTAL	EMPLOYEE BENEFITS	171,136.00	164,955.00	129,795.38	-21.31%
EARLY CHILDHOOD					
50E001 1225 2120 00 000000 0000	IMRF	1,395.00	5,270.00	3,938.88	-25.26%
50E004 1225 2120 00 000000 0000	IMRF	5,060.00	3,640.00	3,320.54	-8.78%
50E008 1225 2120 00 000000 0000	IMRF	3,590.00	5,775.00	3,574.69	-38.10%
50E010 1225 2120 00 000000 0000	IMRF	5,280.00	3,800.00	4,035.03	6.19%
50E001 1225 2130 00 000000 0000	FICA	1,835.00	1,755.00	1,658.16	-5.52%
50E004 1225 2130 00 000000 0000	FICA	3,780.00	3,120.00	2,838.73	-9.02%
50E008 1225 2130 00 000000 0000	FICA	2,690.00	4,065.00	2,527.84	-37.81%
50E010 1225 2130 00 000000 0000	FICA	3,950.00	2,675.00	2,834.45	5.96%
50E001 1225 2140 00 000000 0000	MEDICARE	0.00	1,000.00	387.72	-61.23%
50E004 1225 2140 00 000000 0000	MEDICARE	2,690.00	2,445.00	2,163.33	-11.52%
50E008 1225 2140 00 000000 0000	MEDICARE	2,780.00	3,005.00	2,486.03	-17.27%
50E010 1225 2140 00 000000 0000	MEDICARE	3,200.00	3,455.00	3,375.00	-2.32%
TOTAL	EMPLOYEE BENEFITS	36,250.00	40,005.00	33,140.40	-17.16%

READING SPECIALIST					
50E003 1250 2140 00 000000 0000	MEDICARE	200.00	120.00	176.49	47.08%
50E004 1250 2140 00 000000 0000	MEDICARE	2,700.00	2,560.00	2,438.02	-4.76%
50E005 1250 2140 00 000000 0000	MEDICARE	1,110.00	1,050.00	929.35	-11.49%
50E008 1250 2140 00 000000 0000	MEDICARE	1,905.00	1,760.00	1,744.33	-0.89%
50E010 1250 2140 00 000000 0000	MEDICARE	2,640.00	2,475.00	2,494.22	0.78%
50E011 1250 2140 00 000000 0000	MEDICARE	1,395.00	1,255.00	871.52	-30.56%
TOTAL	EMPLOYEE BENEFITS	9,950.00	9,220.00	8,653.93	-6.14%
ATHLETICS					
50E002 1500 2120 00 000000 0000	IMRF	14,570.00	5,555.00	2,908.58	-47.64%
50E003 1500 2120 00 000000 0000	IMRF	0.00	500.00	33.81	-93.24%
50E011 1500 2120 00 000000 0000	IMRF	0.00	500.00	21.79	-95.64%
50E002 1500 2130 00 000000 0000	FICA	13,095.00	6,575.00	8,036.83	22.23%
50E003 1500 2130 00 000000 0000	FICA	300.00	300.00	79.29	-73.57%
50E011 1500 2130 00 000000 0000	FICA	300.00	300.00	928.16	209.39%
50E002 1500 2140 00 000000 0000	MEDICARE	10,100.00	7,895.00	7,991.51	1.22%
50E003 1500 2140 00 000000 0000	MEDICARE	765.00	620.00	774.39	24.90%
50E011 1500 2140 00 000000 0000	MEDICARE	1,210.00	1,085.00	1,263.99	16.50%
TOTAL	EMPLOYEE BENEFITS	40,340.00	23,330.00	22,038.35	-5.54%
DRIVER'S EDUCATION					
50E002 1730 2140 00 000000 0000	MEDICARE	1,600.00	1,150.00	1,195.49	3.96%
TOTAL	EMPLOYEE BENEFITS	1,600.00	1,150.00	1,195.49	3.96%
ENGLISH LANGUAGE LEARNER					
50E001 1800 2140 00 000000 0000	MEDICARE	650.00	750.00	845.21	12.69%
50E002 1800 2140 00 000000 0000	MEDICARE	555.00	530.00	524.15	-1.10%
50E003 1800 2140 00 000000 0000	MEDICARE	230.00	220.00	216.66	-1.52%
50E004 1800 2140 00 000000 0000	MEDICARE	2,650.00	2,515.00	1,394.96	-44.53%
50E005 1800 2140 00 000000 0000	MEDICARE	450.00	430.00	171.20	-60.19%
50E008 1800 2140 00 000000 0000	MEDICARE	1,850.00	1,140.00	1,184.20	3.88%
50E010 1800 2140 00 000000 0000	MEDICARE	1,550.00	1,480.00	1,395.46	-5.71%
50E011 1800 2140 00 000000 0000	MEDICARE	995.00	840.00	754.74	-10.15%
TOTAL	EMPLOYEE BENEFITS	8,930.00	7,905.00	6,486.58	-17.94%
SOCIAL WORK					
50E008 2110 2130 00 000000 0000	FICA	560.00	0.00	0.00	0.00%
50E001 2110 2140 00 430000 0000	MEDICARE	200.00	220.00	191.52	-12.95%
50E001 2110 2140 00 462000 0000	MEDICARE	400.00	700.00	441.97	-36.86%
50E002 2110 2140 00 000000 0000	MEDICARE	3,770.00	3,770.00	3,144.81	-16.58%
50E003 2110 2140 00 000000 0000	MEDICARE	960.00	915.00	786.25	-14.07%
50E004 2110 2140 00 000000 0000	MEDICARE	1,780.00	2,085.00	1,554.35	-25.45%
50E005 2110 2140 00 000000 0000	MEDICARE	525.00	500.00	448.77	-10.25%
50E008 2110 2140 00 000000 0000	MEDICARE	1,930.00	890.00	1,147.08	28.89%
50E010 2110 2140 00 000000 0000	MEDICARE	2,200.00	2,100.00	1,467.06	-30.14%
50E011 2110 2140 00 000000 0000	MEDICARE	2,150.00	2,050.00	1,698.74	-17.13%
TOTAL	EMPLOYEE BENEFITS	14,475.00	13,230.00	10,880.55	-17.76%
GUIDANCE SERVICES					
50E002 2110 2130 00 000000 0000	FICA	550.00	0.00	557.94	0.00%
50E002 2120 2120 00 000000 0000	IMRF	4,260.00	4,340.00	4,335.04	-0.11%
50E002 2120 2130 00 000000 0000	FICA	3,190.00	3,055.00	2,661.67	-12.87%
50E002 2120 2140 00 000000 0000	MEDICARE	5,370.00	4,375.00	4,106.40	-6.14%
TOTAL	EMPLOYEE BENEFITS	13,370.00	11,770.00	11,661.05	-0.93%
HEALTH SERVICES					
50E001 2130 2120 00 000000 0000	IMRF	2,535.00	0.00	0.00	0.00%
50E002 2130 2120 00 000000 0000	IMRF	6,645.00	6,780.00	6,274.03	-7.46%
50E004 2130 2120 00 000000 0000	IMRF	0.00	3,800.00	2,474.95	-34.87%
50E008 2130 2120 00 000000 0000	IMRF	3,630.00	3,700.00	3,080.73	-16.74%
50E010 2130 2120 00 000000 0000	IMRF	3,525.00	3,595.00	3,517.01	-2.17%
50E011 2130 2120 00 000000 0000	IMRF	3,870.00	3,910.00	3,860.74	-1.26%
50E001 2130 2130 00 000000 0000	FICA	1,895.00	500.00	26.96	-94.61%
50E002 2130 2130 00 000000 0000	FICA	4,975.00	4,775.00	3,411.12	-28.56%
50E004 2130 2130 00 000000 0000	FICA	0.00	2,675.00	1,646.73	-38.44%
50E008 2130 2130 00 000000 0000	FICA	2,715.00	2,605.00	1,834.83	-29.57%
50E010 2130 2130 00 000000 0000	FICA	2,635.00	2,530.00	2,076.29	-17.93%
50E011 2130 2130 00 000000 0000	FICA	2,865.00	2,750.00	2,719.12	-1.12%
50E001 2130 2140 00 000000 0000	MEDICARE	1,500.00	940.00	934.09	-0.63%
50E002 2130 2140 00 000000 0000	MEDICARE	1,165.00	1,115.00	797.69	-28.46%

50E003 2130 2140 00 000000 0000	MEDICARE	805.00	770.00	759.10	-1.42%
50E004 2130 2140 00 000000 0000	MEDICARE	1,100.00	625.00	385.10	-38.38%
50E005 2130 2140 00 000000 0000	MEDICARE	640.00	610.00	596.73	-2.18%
50E008 2130 2140 00 000000 0000	MEDICARE	635.00	610.00	429.11	-29.65%
50E010 2130 2140 00 000000 0000	MEDICARE	620.00	590.00	485.59	-17.70%
50E011 2130 2140 00 000000 0000	MEDICARE	670.00	645.00	635.95	-1.40%
TOTAL	EMPLOYEE BENEFITS	42,425.00	43,525.00	35,945.87	-17.41%
PSYCHOLOGICAL SERVICES					
50E002 2140 2140 00 000000 0000	MEDICARE	2,010.00	1,655.00	1,460.36	-11.76%
50E003 2140 2140 00 000000 0000	MEDICARE	590.00	250.00	468.80	87.52%
50E004 2140 2140 00 000000 0000	MEDICARE	1,435.00	1,340.00	1,209.25	-9.76%
50E005 2140 2140 00 000000 0000	MEDICARE	1,095.00	1,060.00	1,019.22	-3.85%
50E008 2140 2140 00 000000 0000	MEDICARE	1,290.00	1,210.00	1,215.54	0.46%
50E010 2140 2140 00 000000 0000	MEDICARE	1,335.00	1,000.00	951.00	-4.90%
50E011 2140 2140 00 000000 0000	MEDICARE	1,015.00	970.00	866.99	-10.62%
TOTAL	EMPLOYEE BENEFITS	8,770.00	7,485.00	7,191.16	-3.93%
SPEECH PATHOLOGY & AUDIOLOGY					
50E002 2150 2140 00 000000 0000	MEDICARE	85.00	80.00	74.09	-7.39%
50E003 2150 2140 00 000000 0000	MEDICARE	575.00	555.00	510.45	-8.03%
50E004 2150 2140 00 000000 0000	MEDICARE	2,240.00	2,140.00	2,018.64	-5.67%
50E005 2150 2140 00 000000 0000	MEDICARE	1,000.00	970.00	886.30	-8.63%
50E008 2150 2140 00 000000 0000	MEDICARE	2,385.00	2,280.00	2,248.64	-1.38%
50E010 2150 2140 00 000000 0000	MEDICARE	2,480.00	2,370.00	2,111.85	-10.89%
50E011 2150 2140 00 000000 0000	MEDICARE	1,595.00	1,500.00	1,478.24	-1.45%
TOTAL	EMPLOYEE BENEFITS	10,360.00	9,895.00	9,328.21	-5.73%
IMPROVEMENT OF INSTRUCTION					
50E001 2210 2120 00 000000 0000	IMRF	100.00	350.00	-954.16	-372.62%
50E001 2210 2130 00 000000 0000	FICA	100.00	350.00	-308.02	-188.01%
50E001 2210 2140 00 000000 0000	MEDICARE	2,000.00	1,000.00	2,222.44	122.24%
50E001 2210 2140 00 460000 0000	IDEA PRESCHOOL MEDICARE	0.00	20.00	0.00	-100.00%
50E001 2210 2140 00 462000 0000	MEDICARE	20.00	40.00	20.84	-47.90%
50E001 2210 2140 00 490900 0000	TITLE III MEDICARE	0.00	10.00	0.00	-100.00%
50E001 2210 2140 00 499800 0000	ESSER MEDICARE	0.00	0.00	2.05	0.00%
50E002 2210 2140 00 000000 0000	MEDICARE	20.00	0.00	20.27	0.00%
50E002 2210 2140 00 322000 0000	MEDICARE	10.00	0.00	6.26	0.00%
50E002 2210 2140 00 323530 0000	MEDICARE	40.00	60.00	40.29	-32.85%
50E003 2210 2140 00 499800 0000	ESSER III MEDICARE	130.00	1,000.00	131.88	-86.81%
TOTAL	EMPLOYEE BENEFITS	2,420.00	2,830.00	1,181.85	-58.24%
INSTRUCTION & CURRICULUM DEVELOPMENT					
50E001 2212 2120 00 000000 0000	IMRF	16,180.00	18,000.00	16,109.24	-10.50%
50E001 2212 2130 00 000000 0000	FICA	7,720.00	7,165.00	6,924.60	-3.36%
50E001 2212 2140 00 000000 0000	MEDICARE	18,355.00	18,905.00	18,354.71	-2.91%
TOTAL	EMPLOYEE BENEFITS	42,255.00	44,070.00	41,388.55	-6.08%
EDUCATION MEDIA SERVICES					
50E002 2220 2120 00 000000 0000	IMRF	1,950.00	1,990.00	1,904.73	-4.28%
50E002 2220 2130 00 000000 0000	FICA	1,460.00	1,400.00	393.62	-71.88%
50E002 2220 2140 00 000000 0000	MEDICARE	1,350.00	1,290.00	1,022.69	-20.72%
50E003 2220 2140 00 000000 0000	MEDICARE	1,640.00	1,590.00	1,496.19	-5.90%
50E004 2220 2140 00 000000 0000	MEDICARE	1,035.00	935.00	946.30	1.21%
50E005 2220 2140 00 000000 0000	MEDICARE	1,065.00	1,020.00	945.66	-7.29%
50E008 2220 2140 00 000000 0000	MEDICARE	790.00	730.00	735.90	0.81%
50E010 2220 2140 00 000000 0000	MEDICARE	720.00	690.00	556.06	-19.41%
50E011 2220 2140 00 000000 0000	MEDICARE	1,935.00	1,825.00	1,709.88	-6.31%
TOTAL	EMPLOYEE BENEFITS	11,945.00	11,470.00	9,711.03	-15.34%
EXECUTIVE ADMINISTRATION					
50E001 2320 2120 00 000000 0000	IMRF	25,910.00	25,000.00	20,756.52	-16.97%
50E001 2320 2130 00 000000 0000	FICA	8,385.00	9,235.00	9,168.27	-0.72%
50E001 2320 2140 00 000000 0000	MEDICARE	12,000.00	10,700.00	8,884.97	-16.96%
TOTAL	EMPLOYEE BENEFITS	46,295.00	44,935.00	38,809.76	-13.63%
SPECIAL AREA ADMINISTRATION					
50E001 2330 2120 00 000000 0000	IMRF	13,690.00	16,000.00	13,698.93	-14.38%
50E001 2330 2130 00 000000 0000	FICA	6,340.00	6,065.00	5,900.82	-2.71%
50E001 2330 2140 00 000000 0000	MEDICARE	11,150.00	4,900.00	4,856.34	-0.89%
TOTAL	EMPLOYEE BENEFITS	31,180.00	26,965.00	24,456.09	-9.30%

SUPPORT SERVICES					
50E001 2400 2140 00 430000 0000	MEDICARE	300.00	300.00	291.77	-2.74%
50E003 2400 2140 00 499800 0000	ESSER III MEDICARE	0.00	100.00	0.00	0.00%
	TOTAL EMPLOYEE BENEFITS	300.00	400.00	291.77	-27.06%
OFFICE OF THE PRINCIPALS					
50E001 2410 2120 00 000000 0000	IMRF	40.00	1,000.00	42.51	-95.75%
50E002 2410 2120 00 000000 0000	IMRF	11,820.00	12,075.00	12,060.31	-0.12%
50E003 2410 2120 00 000000 0000	IMRF	5,125.00	5,235.00	5,180.66	-1.04%
50E004 2410 2120 00 000000 0000	IMRF	7,155.00	7,305.00	7,246.76	-0.80%
50E005 2410 2120 00 000000 0000	IMRF	3,000.00	2,885.00	2,963.06	2.71%
50E008 2410 2120 00 000000 0000	IMRF	5,430.00	5,320.00	4,702.48	-11.61%
50E010 2410 2120 00 000000 0000	IMRF	5,910.00	6,040.00	6,033.47	-0.11%
50E011 2410 2120 00 000000 0000	IMRF	7,965.00	9,480.00	8,931.43	-5.79%
50E001 2410 2130 00 000000 0000	FICA	470.00	1,500.00	471.44	-68.57%
50E002 2410 2130 00 000000 0000	FICA	8,850.00	8,500.00	7,750.91	-8.81%
50E003 2410 2130 00 000000 0000	FICA	3,835.00	3,685.00	3,549.30	-3.68%
50E004 2410 2130 00 000000 0000	FICA	5,355.00	5,140.00	4,724.44	-8.08%
50E005 2410 2130 00 000000 0000	FICA	2,125.00	2,030.00	2,075.71	2.25%
50E008 2410 2130 00 000000 0000	FICA	4,065.00	3,740.00	3,325.63	-11.08%
50E010 2410 2130 00 000000 0000	FICA	4,425.00	4,250.00	3,878.29	-8.75%
50E011 2410 2130 00 000000 0000	FICA	5,960.00	6,670.00	6,349.19	-4.81%
50E001 2410 2140 00 000000 0000	MEDICARE	113.00	350.00	113.21	-67.65%
50E002 2410 2140 00 000000 0000	MEDICARE	9,925.00	1,990.00	7,981.48	301.08%
50E003 2410 2140 00 000000 0000	MEDICARE	3,905.00	4,100.00	4,282.66	4.46%
50E004 2410 2140 00 000000 0000	MEDICARE	4,320.00	4,135.00	4,034.06	-2.44%
50E005 2410 2140 00 000000 0000	MEDICARE	1,950.00	2,180.00	2,193.20	0.61%
50E008 2410 2140 00 000000 0000	MEDICARE	3,850.00	3,660.00	3,534.95	-3.42%
50E010 2410 2140 00 000000 0000	MEDICARE	3,945.00	4,075.00	3,944.45	-3.20%
50E011 2410 2140 00 000000 0000	MEDICARE	5,765.00	5,905.00	5,829.49	-1.28%
	TOTAL EMPLOYEE BENEFITS	115,303.00	111,250.00	111,199.09	-0.05%
DEAN					
50E002 2490 2120 00 000000 0000	IMRF	8,725.00	8,855.00	8,714.05	-1.59%
50E002 2490 2130 00 000000 0000	FICA	6,530.00	6,230.00	6,030.50	-3.20%
50E002 2490 2140 00 000000 0000	MEDICARE	1,530.00	1,460.00	2,281.37	56.26%
	TOTAL EMPLOYEE BENEFITS	16,785.00	16,545.00	17,025.92	2.91%
DIRECTION OF BUSINESS SUPPORT					
50E001 2510 2120 00 000000 0000	IMRF	10,015.00	9,970.00	6,674.06	-33.06%
50E001 2510 2130 00 000000 0000	FICA	4,640.00	4,435.00	4,344.48	-2.04%
50E001 2510 2140 00 000000 0000	MEDICARE	1,085.00	1,035.00	1,016.01	-1.83%
	TOTAL EMPLOYEE BENEFITS	15,740.00	15,440.00	12,034.55	-22.06%
FISCAL SERVICES					
50E001 2520 2120 00 000000 0000	IMRF	8,000.00	52,000.00	50,025.52	-3.80%
50E001 2520 2130 00 000000 0000	FICA	30,875.00	22,500.00	21,974.00	-2.34%
50E001 2520 2140 00 000000 0000	MEDICARE	4,005.00	5,260.00	7,141.62	35.77%
	TOTAL EMPLOYEE BENEFITS	42,880.00	79,760.00	79,141.14	-0.78%
OPERATIONS & MAINTENANCE					
50E001 2540 2120 00 000000 0000	IMRF	82,650.00	82,000.00	72,327.25	-11.80%
50E002 2540 2120 00 000000 0000	IMRF	34,770.00	28,000.00	33,235.31	18.70%
50E003 2540 2120 00 000000 0000	IMRF	10,235.00	9,580.00	6,943.49	-27.52%
50E004 2540 2120 00 000000 0000	IMRF	15,240.00	14,450.00	11,650.37	-19.37%
50E005 2540 2120 00 000000 0000	IMRF	6,615.00	9,260.00	6,764.95	-26.94%
50E008 2540 2120 00 000000 0000	IMRF	14,915.00	18,340.00	18,152.37	-1.02%
50E010 2540 2120 00 000000 0000	IMRF	12,910.00	19,615.00	15,633.44	-20.30%
50E011 2540 2120 00 000000 0000	IMRF	19,660.00	20,105.00	20,744.55	3.18%
50E001 2540 2130 00 000000 0000	FICA	57,040.00	50,120.00	45,141.60	-9.93%
50E002 2540 2130 00 000000 0000	FICA	26,020.00	19,460.00	22,325.75	14.73%
50E003 2540 2130 00 000000 0000	FICA	7,660.00	6,740.00	4,516.81	-32.99%
50E004 2540 2130 00 000000 0000	FICA	11,405.00	10,165.00	8,189.66	-19.43%
50E005 2540 2130 00 000000 0000	FICA	4,950.00	6,515.00	4,356.98	-33.12%
50E008 2540 2130 00 000000 0000	FICA	11,160.00	12,905.00	12,640.11	-2.05%
50E010 2540 2130 00 000000 0000	FICA	9,660.00	13,805.00	10,447.41	-24.32%
50E011 2540 2130 00 000000 0000	FICA	14,710.00	14,150.00	14,300.96	1.07%
50E001 2540 2140 00 000000 0000	MEDICARE	13,340.00	11,720.00	10,557.35	-9.92%
50E002 2540 2140 00 000000 0000	MEDICARE	6,090.00	4,550.00	5,221.55	14.76%
50E003 2540 2140 00 000000 0000	MEDICARE	1,792.00	1,575.00	1,056.44	-32.92%

50E004 2540 2140 00 000000 0000	MEDICARE	2,670.00	2,375.00	1,915.40	-19.35%
50E005 2540 2140 00 000000 0000	MEDICARE	1,160.00	1,525.00	1,018.88	-33.19%
50E008 2540 2140 00 000000 0000	MEDICARE	2,610.00	3,020.00	2,956.16	-2.11%
50E010 2540 2140 00 000000 0000	MEDICARE	2,260.00	3,230.00	2,443.45	-24.35%
50E011 2540 2140 00 000000 0000	MEDICARE	4,340.00	3,310.00	3,344.71	1.05%
TOTAL	EMPLOYEE BENEFITS	373,862.00	366,515.00	335,884.95	-8.36%
TRANSPORTATION					
50E001 2550 2120 00 000000 0000	IMRF	205,000.00	250,000.00	199,667.15	-20.13%
50E001 2550 2130 00 000000 0000	FICA	147,000.00	150,000.00	143,399.47	-4.40%
50E001 2550 2140 00 000000 0000	MEDICARE	37,000.00	40,000.00	33,536.65	-16.16%
TOTAL	EMPLOYEE BENEFITS	389,000.00	440,000.00	376,603.27	-14.41%
FOOD SERVICES					
50E001 2560 2120 00 000000 0000	IMRF	8,705.00	17,880.00	10,791.39	-39.65%
50E002 2560 2120 00 000000 0000	IMRF	14,545.00	14,840.00	13,543.69	-8.74%
50E003 2560 2120 00 000000 0000	IMRF	5,540.00	6,285.00	3,775.89	-39.92%
50E004 2560 2120 00 000000 0000	IMRF	4,570.00	4,660.00	4,585.28	-1.60%
50E005 2560 2120 00 000000 0000	IMRF	2,585.00	2,635.00	2,565.80	-2.63%
50E008 2560 2120 00 000000 0000	IMRF	4,060.00	4,375.00	4,023.92	-8.02%
50E010 2560 2120 00 000000 0000	IMRF	4,610.00	4,700.00	4,392.79	-6.54%
50E011 2560 2120 00 000000 0000	IMRF	7,665.00	7,230.00	6,993.59	-3.27%
50E001 2560 2130 00 000000 0000	FICA	4,030.00	8,100.00	6,286.90	-22.38%
50E002 2560 2130 00 000000 0000	FICA	10,885.00	10,441.00	9,895.43	-5.23%
50E003 2560 2130 00 000000 0000	FICA	4,145.00	4,420.00	2,667.27	-39.65%
50E004 2560 2130 00 000000 0000	FICA	3,420.00	3,280.00	3,231.27	-1.49%
50E005 2560 2130 00 000000 0000	FICA	1,935.00	1,855.00	1,807.31	-2.57%
50E008 2560 2130 00 000000 0000	FICA	3,040.00	3,080.00	2,832.58	-8.03%
50E010 2560 2130 00 000000 0000	FICA	3,450.00	3,305.00	3,101.48	-6.16%
50E011 2560 2130 00 000000 0000	FICA	5,735.00	5,090.00	4,863.46	-4.45%
50E001 2560 2140 00 000000 0000	MEDICARE	945.00	2,000.00	1,470.37	-26.48%
50E002 2560 2140 00 000000 0000	MEDICARE	2,550.00	2,445.00	2,314.15	-5.35%
50E003 2560 2140 00 000000 0000	MEDICARE	970.00	1,035.00	623.79	-39.73%
50E004 2560 2140 00 000000 0000	MEDICARE	800.00	765.00	755.78	-1.21%
50E005 2560 2140 00 000000 0000	MEDICARE	460.00	435.00	422.66	-2.84%
50E008 2560 2140 00 000000 0000	MEDICARE	715.00	720.00	662.36	-8.01%
50E010 2560 2140 00 000000 0000	MEDICARE	810.00	775.00	725.32	-6.41%
50E011 2560 2140 00 000000 0000	MEDICARE	1,350.00	1,190.00	1,137.46	-4.42%
TOTAL	EMPLOYEE BENEFITS	97,520.00	111,541.00	93,469.94	-16.20%
COMMUNICATION SERVICES					
50E001 2630 2140 00 000000 0000	MEDICARE	1,325.00	1,270.00	1,263.56	-0.51%
TOTAL	EMPLOYEE BENEFITS	1,325.00	1,270.00	1,263.56	-0.51%
COMPUTER EDUCATION SERVICES					
50E001 2660 2120 00 000000 0000	IMRF	61,825.00	70,000.00	61,900.57	-11.57%
50E001 2660 2130 00 000000 0000	FICA	38,780.00	37,700.00	37,560.36	-0.37%
50E001 2660 2140 00 000000 0000	MEDICARE	9,070.00	8,820.00	8,784.49	-0.40%
TOTAL	EMPLOYEE BENEFITS	109,675.00	116,520.00	108,245.42	-7.10%
GRAND TOTALS	IMRF/SS FUND	1,923,966.00	1,976,776.00	1,774,161.36	-10.25%
CAPITAL PROJECTS FUND (FUND 60)					
60R000 1930 0000 00 000000 0000	IMPACT FEES	486,350.00	900,000.00	587,486.72	-34.72%
60R001 1510 0000 00 000000 0000	INTEREST - SWEEP ACCOUNT	69,000.00	20,000.00	119,154.04	495.77%
TOTAL	REVENUE FROM LOCAL SOURCES	555,350.00	920,000.00	706,640.76	-23.19%
GRAND TOTALS	REVENUE FROM ALL SOURCES	555,350.00	920,000.00	706,640.76	-23.19%
WORKING CASH FUND (FUND 70)					
60E001 2530 5400 00 000000 0000	CAPITAL OUTLAY	550,000.00	900,000.00	315,774.46	-64.91%
TOTAL	CAPITAL OUTLAYS	550,000.00	900,000.00	315,774.46	-64.91%
GRAND TOTALS	CAPITAL PROJECTS FUND	550,000.00	900,000.00	315,774.46	-64.91%
WORKING CASH FUND (FUND 70)					
70R000 1115 0000 00 000000 0000	TAXES, EARLY	48,220.00	43,829.00	45,532.61	3.89%
70R001 1115 0000 00 000000 0000	TAXES, BUDGET YEAR	46,570.00	40,251.00	40,440.25	0.47%
70R001 1510 0000 00 000000 0000	INTEREST - SWEEP ACCOUNT	52,000.00	15,000.00	91,079.74	507.20%
70R003 1510 0000 00 000000 0000	INTEREST - DISTRIBUTION ON TAXES	20.00	10.00	16.97	69.70%
TOTAL	REVENUE FROM LOCAL SOURCES	146,810.00	99,090.00	177,069.57	78.70%
GRAND TOTALS	WORKING CASH FUND	146,810.00	99,090.00	177,069.57	78.70%

TORT FUND (FUND 80)					
80R000 1120 0000 00 000000 0000	TAXES, EARLY	482,169.00	438,295.00	452,847.15	3.32%
80R001 1120 0000 00 000000 0000	TAXES, BUDGET YEAR	463,205.00	402,503.00	404,348.89	0.46%
80R001 1510 0000 00 000000 0000	INTEREST - SWEEP ACCOUNT	14,000.00	2,800.00	26,348.92	841.03%
80R000 1950 0000 00 000000 0000	REFUND PRIOR YEAR EXPENDITURE	40,000.00	40,000.00	0.00	-100.00%
GRAND TOTALS	REVENUE FROM LOCAL SOURCES	999,374.00	883,598.00	883,544.96	-0.01%
80E001 2362 3820 00 000000 0000	WORKER'S COMPENSATION INSURANCE	225,000.00	240,000.00	221,635.40	-7.65%
80E001 2363 3830 00 000000 0000	UNEMPLOYMENT INSURANCE	20,000.00	27,000.00	16,334.62	-39.50%
80E001 2369 3180 00 000000 0000	LEGAL SERVICES	200,000.00	260,000.00	146,884.35	-43.51%
80E001 2371 3840 00 000000 0000	PROPERTY INSURANCE	550,000.00	466,000.00	507,360.48	8.88%
TOTAL	PURCHASED SERVICES	995,000.00	993,000.00	892,214.85	-10.15%
GRAND TOTALS	TORT FUND	995,000.00	993,000.00	892,214.85	-10.15%