

## AGENDA BOARD OF EDUCATION REGULAR MEETING

**MONDAY, AUGUST 18, 2025  
6:30 PM**

**HADLEY JR. HIGH SCHOOL,  
240 HAWTHORNE BLVD,  
GLEN ELLYN, IL 60137**

I.	Call to Order	
II.	Presentations	
	A. NWEA Insights Report for the 2025 School Year	3
	B. Preliminary Draft 2025-2026 Budget	
	C. Kindergarten Center Update	
III.	Public Participation	
IV.	Reports	
	A. Superintendent's Report	
	B. Board Reports	
V.	Discussion	
	A. Special Education Program Review	7
VI.	Action Items	
	A. Consent Agenda	
	1. Personnel Report	9
	2. Monthly Financial Reports	
	a. Disposal of Surplus Property	12
	b. Donation and Gifts	17
	c. Freedom of Information Act (FOIA) Report	18
	d. Investment Schedule	21
	e. Monthly Revenue/Expenditure Summary Report	23
	f. School District Payment Order	25
	g. Summary of Bills and Payroll	113
	h. Treasurer's Report	114
	3. Board Meeting Minutes	115
	• June 16, 2025 Regular Meeting Minutes	
	• June 16, 2025 Closed Meeting Minutes	
	• July 23, 2025 Board Workshop Special Meeting Minutes	
	• July 23, 2025 Board Workshop Closed Meeting Minutes	
	a. Approve the Review of Closed Session Meeting Minutes	
	b. Approve Closed Session Audio For Destruction	
	4. Approve Revised Memorandum of Agreement with Glen Ellyn Children's Resource Center (GECRC)	121
	B. Recommendations	1

1.	Approve Contract for Special Education Program Review	123
2.	Approve Serious Safety Hazards 2025-2026 School Year	125
3.	Place 2025-2026 Draft Budget on Display and Schedule Public Hearing	127
4.	Approved Revised 2025-2026 Board of Education Meeting Calendar	190
VII.	Other/Board Governance - Learning Together	
A.	2025-2026 Board Meeting Planner	192
B.	Review and Report on July 23, 2025 Board of Education Special Workshop Meeting	194
VIII.	Upcoming Meetings <i>*all meetings held at Hadley Jr. High School unless otherwise noted.</i>	
	• Monday, September 22, 2025, Regular Board Meeting	
	• Monday, October 20, 2025, Regular Board Meeting	
IX.	Upcoming Meetings	
X.	Adjourn to Closed Session	
XI.	Return to Open Session	
XII.	Adjournment	

---

*Superintendent Dr. Jeff McHugh*

---

---

**2024-2025 NWEA Insight  
Report Data Summary  
August 18, 2025**

---

---

	<b>BASELINE</b>	<b>BY 2027</b>
<b>State Percentile for IAR Proficiency, all students</b>	<p><b>ELA:</b> 91st percentile (2024)</p> <p><b>Math:</b> 94th percentile (2024)</p>	<p><b>ELA:</b> At or above the 95th percentile</p> <p><b>Math:</b> At or above the 95th percentile</p>
<b>State Percentile for IAR Growth, all students</b>	<p><b>ELA:</b> 94th percentile (2024)</p> <p><b>Math:</b> 91st percentile (2024)</p>	<p><b>ELA:</b> At or above the 95th percentile</p> <p><b>Math:</b> At or above the 95th percentile</p>
<b>Student Growth Percentile (SGP), low income students</b> *50 means typical growth	<p><b>ELA:</b> 57 (2024)</p> <p><b>Math:</b> 51 (2024)</p>	<p><b>ELA:</b> At or above 60</p> <p><b>Math:</b> At or above 60</p>

# Which Subjects are Strongest?

District students are strong in reading and mathematics for both achievement and growth.

## District Overall:

### High Achievement / High Growth

Achievement: 71<sup>st</sup> (moderately above average)

Growth: 55<sup>th</sup> (about average)

## Reading:

### High Achievement / High Growth

Achievement: 67<sup>th</sup> (slightly above average)

Growth: 53<sup>rd</sup> (about average)

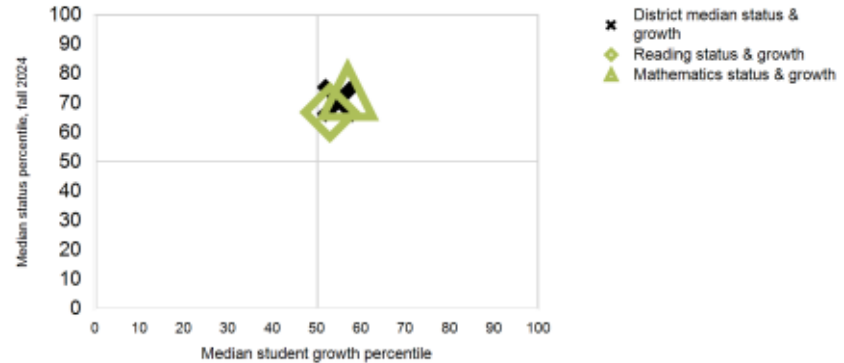
## Mathematics:

### High Achievement / High Growth

Achievement: 74<sup>th</sup> (moderately above average)

Growth: 57<sup>th</sup> (about average)

## Median Status and Growth Percentile by Subject for all Students



# Key Takeaways

- Our students continue to demonstrate strong growth and achievement in both ELA and Math, consistent with last year's performance.
- We remain focused on meeting students' individual needs to support continued improvement across all levels.
- Using the updated NWEA norms, we will track progress to ensure sustained growth.
- Stay tuned for the Academic Update, including newly normed IAR data, as part of the Strategic Plan presentation in November.

## Board Report

**Date:** August 13, 2025

**Title:** Special Education Program Review

**Submitted by:** Dr. Jeff McHugh, Superintendent and  
Molly Victor, Executive Director of Student Services

---

**Strategic Priority Goal 1: Foster Growth-Focused Academic Excellence** District 41 will provide a rigorous and innovative learning environment to ensure all students achieve excellence and are prepared to thrive in a global society

**Strategic Priority Goal 2: Nurture a Culture of Belonging:** District 41 will provide a culture of belonging where every student, staff member and family feels valued, respected, and connected.

**Strategic Priority Goal 4: Strengthen Community Connections:** District 41 will strengthen community connections and partnerships through engagement in all five communities District 41 serves.

### Background:

During the 2016-2017 school year, a special education audit was conducted at the Board's request. The findings were shared with the Board in April 2017. Recommendations from this audit were initially implemented during the 2017-2018 school year. In April 2020, a progress report was presented to the Board discussing growth in the 2017 identified areas. The Student Services department, as well as the district, have new leaders since the previous audits. This leadership team is seeking updated information related to the provision of special education services in District 41. The results of this review will be used to continue to build upon our strengths and bring greater focus to the areas of challenge, with the ultimate goal to improve the educational outcomes for our students.

### Discussion:

At the June 16, 2025 Board of Education meeting, the superintendent announced the district would seek an organization or individuals to conduct a special education review.

Administration requested that organizations or individuals that were contacted include the following information in the audit:

- A review and analysis of special education programming to ensure an appropriate continuum of services within schools
- A review of service/instructional delivery options to ensure students are growing in their educational domains
- A review of the staffing allocations for the District and each school to ensure all students' educational needs can be met
- A review and analysis of parental communication from the District to parents of students with special needs

Administration was provided with suggested consultants who complete this type of review. Administration vetted the consultants to ensure alignment to the needs of the audit.

Administration recommends moving forward with the proposal submitted by Dr. Lea Anne Frost. Dr. Frost has extensive experience in the field of special education, locally and statewide. The scope of the review will include facilitated "office hours", extensive data review with qualitative and quantitative analysis, and observations throughout the schools. Recommendations will be shared in December 2025 at the conclusion of the review process.

**Other Information:**

Following approval from the Board, the audit would begin in August 2025 and conclude in December 2025.

Contract and proposed scope of work attached.

**Budgetary Funding:**

The cost for the review will be no more than \$12,500. The total cost will be determined based on the number of hours provided by Dr. Frost and will be invoiced monthly through the review period. This cost was anticipated in the 2025-2026 budget plan.

**Recommendation:**

The administration recommends the Board of Education authorize Executive Director, Molly Victor, to enter into contract on behalf of the district with Dr. Lea Anne Frost for the purposes of a Special Education Review for a cost of no more than \$12,500 from the 2025-2026 budget.

## Board Report

**Date:** August 18, 2025

**Title:** Personnel Report- Final

**Contact:** David Bruno, Assistant Superintendent for Human Resources

**Strategic Priority Goal 1: Foster Growth-Focused Academic Excellence** District 41 will provide a rigorous and innovative learning environment to ensure all students achieve excellence and are prepared to thrive in a global society

**Employment Recommendations:**

Name	School	Position	Placement/Salary	Effective Date	Budget/Funding
Angelopoulos, Susan	Kindergarten Center	Lunchroom/Playground Supervisor	\$22.50 per hour	2025-2026 School Year	Kindergarten Center Lunchroom/Playground Supervisor Salary Account
Arapi, Zabit	Kindergarten Center	Night Custodian	\$19.31 per hour/ \$36,302.65	2025-2026 School Year	Kindergarten Center Custodial Salary Account
Beckefeld, Angela	Churchill Elementary	Special Education Teacher	\$68,543.00/ MA	2025-2026 School Year	Churchill Elementary teachers salary account
Beqiri, Ervisa	Abraham Lincoln Elementary	Reading/Math Assistant	\$24.74 per hour/ \$33,401.55	2025-2026 School Year	Abraham Lincoln Elementary Paraeducator Salary Account
Borla, Alyse	Abraham Lincoln Elementary	School Social Worker	\$71,972.00 MA+30	2025-2026 School Year	Abraham Lincoln Elementary Social Worker Salary Account
Dita, Arben	Kindergarten Center	Night Custodian	\$19.31 per hour/ \$36,302.65	2025-2026 School Year	Kindergarten Center Custodial Salary Account
Dunham, Melissa	Kindergarten Center	Lunchroom/Playground Supervisor	\$22.50 per hour	2025-2026 School Year	Kindergarten Center Lunchroom/Playground Supervisor Salary Account
Edwards, Geanetta	Forest Glen Elementary	Special Education Paraeducator	\$18.46 per hour \$25,197.90	2025-2026 School Year	Forest Glen Elementary Paraeducator Salary Account
Hamolli, Mikel	Churchill Elementary	Night Custodian	\$19.31 per hour/ \$34,757.68	August 11, 2025	Churchill Elementary Custodial Salary Account
Illingworth, Rebecca	Forest Glen Elementary	Early Childhood Paraeducator	\$22.22 per hour/ \$30,330.30	2025-2026 School Year	Forest Glen Elementary

					Paraeducator Salary Account
Jakobsze, Megan	All Schools	Preschool Parent Liaison	\$20.09/\$27,422.85	2025-2026 School Year	Districtwide Coordinator Salary Account
Johnson, Matthew	Hadley Jr High	Art Teacher	\$60,761.00/BA+15	2025-2026 School Year	Hadley Jr High Teacher Salary Account
Liebe Celik, Jill	Forest Glen Elementary	Special Education Paraeducator	\$22.22 per hour/\$30,330.30	2025-2026 School Year	Forest Glen Elementary Paraeducator Salary Account
Miotti, Kelly	Hadley Jr High	Cross Country Coach	\$1,650.00/ Group III, Step I	2025-2026 School Year	Hadley Jr High Supplemental Pay Salary Account
Moody, Hannah	Hadley Jr High	Special Education Paraeducator	\$18.46 per hour/\$25,197.90	August 25, 2025	Hadley Jr High Paraeducator Salary Account
Mejia, Cindy	Hadley Jr High	Lunchroom/Playground Supervisor	\$22.50 per hour	2025-2026 School Year	Hadley Jr High Lunchroom/Playground Supervisor Salary Account
Nilsson, Sarah	Benjamin Franklin Elementary	5th Grade Teacher	\$62,131.00/BA+15	2025-2026 School Year	Benjamin Franklin Elementary Teacher Salary Account
Parduhn, Michelle	Kindergarten Center	Lunchroom/Playground Supervisor	\$22.50 per hour	2025-2026 School Year	Kindergarten Center Lunchroom/Playground Supervisor Salary Account
Plescia, Cara	Hadley Jr High	School Psychologist	\$73,594.00/MA+30	2025-2026 School Year	Hadley Jr High Special Education Pay Salary Account
Raut, Kavita	Kindergarten Center	Lunchroom/Playground Supervisor	\$22.50 per hour	2025-2026 School Year	Kindergarten Center Lunchroom/Playground Supervisor Salary Account
Rosales, Ana	Churchill Elementary	Special Education Paraeducator	\$22.22 per hour/\$30,330.30	2025-2026 School Year	Churchill Elementary Paraeducator Salary Account
Salca, Rudina	Forest Glen Elementary	Early Childhood Teacher	\$58,994.00/ BA	2025-2026 School Year	Forest Glen Teacher Salary Account
Shehzad, Faiza	Benjamin Franklin Elementary	Special Education Paraeducator	\$18.46 per hour/\$25,197.90	August 25, 2025	Franklin Elementary Paraeducator Salary Account

**Leave Requests:** Section 8.7 of the collective bargaining agreement with the teachers' association (GEEA) addresses the general leave of absence process. In the case of a general unpaid leave of absence, the Board has three options. The leave can be granted with a) a guarantee of re-employment; or b) re-employment may be contingent upon the availability of vacant positions; or c) the employee, at his/her request, will be considered for placement in any vacant position for which he/she qualifies to the district's satisfaction.

Name	School	Position	Type of Leave and Recommendation	Duration of Leave
Letizia, Cailin	Benjamin Franklin Elementary	5th Grade Teacher	a)guarantee of re-employment	2025-2026 School Year

**Resignations:**

<b>Name</b>	<b>School</b>	<b>Position</b>	<b>Effective Date</b>
Berry, Lindsey	Abraham Lincoln Elementary	Lunchroom/Playground Supervisor	End of 2024-2025 School Year
Diaz, Nestor	Central Services Office	General Maintenance II	July 25,2025
Hodges, Karen	Hadley Jr High	Latin Dance Club Sponsor	End of 2024-2025 School Year
Hubner, Laura	Forest Glen Elementary	Early Childhood Paraeducator	June 04, 2025
Lundh, Christina	Benjamin Franklin Elementary	Reading/Math Paraeducator	End of the 2024-2025 School Year
Moneyham, Zuzanna	Hadley Jr High	Yearbook Club Sponsor	End of 2024-2025 School Year
Moneyham, Zuzanna	Hadley Jr High	Kindness Club Sponsor	End of 2024-2025 School Year
Motisi, Michelle	Churchill Elementary	Lunchroom/Playground Supervisor	End of 2024-2025 School Year
Plasari, Romi	Benjamin Franklin Elementary	Night Custodian	August 18, 2025
Scholl, Dawn	Abraham Lincoln Elementary	School Social Worker	End of 2024-2025 School Year

**Resignation and Retirement:**

<b>Name</b>	<b>School</b>	<b>Position</b>	<b>Effective Date</b>
Oliver, Peg	Benjamin Franklin Elementary	School Administrative Assistant	End of 2025-2026 School Year
Randall, Jodie	Forest Glen Elementary	Special Education Paraeducator	End of 2024-2025 School Year

**Recommendation:** It is recommended that the Board accept the actions included in this Personnel Report as presented.

## Board Report

**Date:** August 18, 2025

**Title:** Disposal of Surplus Property

**Submitted by:** Eric DePorter - Assistant Superintendent Finance, Facilities and Operations

---

**Strategic Priority Goal Area 6: Community Partnerships & Engagement:** District 41 is dedicated to creating and sustaining community partnerships that enhance education and provide social, emotional and academic support for our students. By creating strong connections with community partners and engaging with all five communities we serve, District 41 prepares each student for a successful future.

**Background:** Periodically, district administration requests board approval for disposal of equipment which is obsolete or not in working order. The assets are then donated or disposed of upon said approval.

**Discussion:** See attached spreadsheet for listing of assets for disposal.

**Other Information:** None at this time.

**Budgetary Funding:** N/A

**Recommendation:** The administration recommends approval of the resolution of disposal of surplus property.

Glen Ellyn School District 41  
Assets for disposal June 2025

<b>Asset Tag</b>	<b>Current Location</b>	<b>Originating School Site</b>	<b>Description (Make, Model, etc.)</b>	<b>Serial Number</b>	<b>QTY</b>	<b>Working Order</b>	<b>Obsolete Y/N?</b>	<b>Disposal</b>
n/a	CSO	HA	Dell 3100 Chromebook	9KRSZW2	1	N	N	Disposal
n/a	CSO	HA	Dell 3100 Chromebook	C9KFZW2	1	N	N	Disposal
n/a	CSO	HA	Dell 3100 Chromebook	1GDSZW2	1	N	N	Disposal
n/a	CSO	AL	Dell 3100 Chromebook	202SX33	1	N	N	Disposal
23000437	CSO	HA	Dell 3100 Chromebook	F4RXHK3	1	N	N	Disposal
23000181	CSO	HA	Dell 3100 Chromebook	HD2WHK3	1	N	N	Disposal
23000321	CSO	HA	Dell 3100 Chromebook	3LVQHK3	1	N	N	Disposal
n/a	CSO	HA	Dell 3100 Chromebook	11047Y2	1	N	N	Disposal
n/a	CSO	HA	Dell 3100 Chromebook	1YQXHK3	1	N	N	Disposal
n/a	CSO	FG	HP W2371b Monitor VGA Only	6CM237149D	1	Y	Y	Disposal
n/a	CSO	FG	HP W2371b Monitor VGA Only	6CM237153D	1	Y	Y	Disposal
n/a	CSO	BF	Dell 3100 Chromebook	2Y74ZW2	1	N	N	Disposal
n/a	CSO	FG	Dell 3100 Chromebook	J58DZW2	1	N	N	Disposal
n/a	CSO	FG	Dell 3100 Chromebook	FS357Y2	1	N	N	Disposal
n/a	CSO	BF	Dell 3100 Chromebook	JGM37Y2	1	N	N	Disposal
n/a	CSO	BF	Dell 3100 Chromebook	GCWHZW2	1	N	N	Disposal
n/a	CSO	CH	Dell 3100 Chromebook	3W6WPV2	1	N	N	Disposal
n/a	CSO	CH	Dell 3100 Chromebook	806PZW2	1	N	N	Disposal
n/a	CSO	CH	Dell 3100 Chromebook	C9KPZW2	1	N	N	Disposal
n/a	CSO	BF	Dell 3100 Chromebook	69ZDZW2	1	N	N	Disposal
n/a	CSO	AL	Dell 3100 Chromebook	9Q34Y33	1	N	N	Disposal
n/a	CSO	BF	Dell 3100 Chromebook	8P547Y2	1	N	N	Disposal
n/a	CSO	AL	Dell 3100 Chromebook	816BZW2	1	N	N	Disposal
n/a	CSO	BF	Dell 3100 Chromebook	72QJZW2	1	N	N	Disposal
23000228	CSO	HA	Dell 3100 Chromebook	JBRSHK3	1	N	N	Disposal
23000240	CSO	HA	Dell 3100 Chromebook	44MVHK3	1	N	N	Disposal
23000464	CSO	HA	Dell 3100 Chromebook	1G2WHK3	1	N	N	Disposal
n/a	CSO	HA	Dell 3100 Chromebook	DF6JL63	1	N	N	Disposal
23000300	CSO	HA	Dell 3100 Chromebook	2SVQHK3	1	N	N	Disposal
23000426	CSO	HA	Dell 3100 Chromebook	HX2ZHK3	1	N	N	Disposal
23000513	CSO	HA	Dell 3100 Chromebook	1TFTHK3	1	N	N	Disposal
n/a	CSO	HA	Dell 3100 Chromebook	FDM5Y33	1	N	N	Disposal
11259	CSO	AL	Dell Chromebook 11	6QVBK42	1	N	N	Disposal

Glen Ellyn School District 41  
Assets for disposal June 2025

n/a	CSO	AL	Dell Chromebook 3100	4D2SX33	1	N	N	Disposal
n/a	CSO	AL	Dell Chromebook 3100	1K29ZW2	1	N	N	Disposal
n/a	CSO	AL	Dell Chromebook 3100	9CNNZW2	1	N	N	Disposal
n/a	CSO	AL	Dell Chromebook 3100	4QKPZW2	1	N	N	Disposal
n/a	CSO	CH	Dell Chromebook 3100	1WQ47Y2	1	N	N	Disposal
n/a	CSO	CH	Dell Chromebook 3100	DHQ3Y33	1	N	N	Disposal
n/a	CSO	BF	Dell Chromebook 3100	BVQ3Y33	1	N	N	Disposal
n/a	CSO	FG	Dell Chromebook 3100	C6GHZW2	1	N	N	Disposal
n/a	CSO	FG	Dell Chromebook 3100	6XN57Y2	1	N	N	Disposal
n/a	CSO	AL	Dell Chromebook 3100	HGSRZW2	1	N	N	Disposal
n/a	CSO	BF	Dell Chromebook 3100	68JRX33	1	N	N	Disposal
n/a	CSO	CH	Dell Chromebook 3100	H8QPX33	1	N	N	Disposal
n/a	CSO	AL	Dell Chromebook 3100	C9SSX33	1	N	N	Disposal
n/a	CSO	AL	Dell Chromebook 3100	DMHTZW2	1	N	N	Disposal
n/a	CSO	BF	Dell Chromebook 3100	C12SZW2	1	N	N	Disposal
n/a	CSO	BF	Dell Chromebooks 3100	2JKPZW2	1	N	N	Disposal
n/a	CSO	BF	Dell Chromebooks 3100	7B8NZW2	1	N	N	Disposal
n/a	CSO	BF	Dell Chromebooks 3100	8GMDZW2	1	N	N	Disposal
n/a	CSO	FG	Dell Chromebook 3100 2 in 1	C5PPZW2	1	N	N	Disposal
n/a	CSO	FG	Dell Chromebook 3100 2 in 1	FXSHZW2	1	N	N	Disposal
n/a	CSO	FG	Dell Chromebook 3100 2 in 1	D5C5ZW2	1	N	N	Disposal
n/a	CSO	FG	Dell Chromebook 3100 2 in 1	89F6ZW2	1	N	N	Disposal
n/a	CSO	FG	Dell Chromebook 3100 2 in 1	435LZW2	1	N	N	Disposal
n/a	CSO	FG	Dell Chromebook 3100 2 in 1	8DVDZW2	1	N	N	Disposal
n/a	CSO	FG	Dell Chromebook 3100 2 in 1	49PPZW2	1	N	N	Disposal
n/a	CSO	FG	Dell Chromebook 3100 2 in 1	13YPZW2	1	N	N	Disposal
n/a	CSO	AL	Dell Chromebook 3100 2 in 1	HHJD893	1	N	N	Disposal
n/a	CSO	FG	Dell Chromebook 3100 2 in 1	13YPZW2	1	N	N	Disposal
n/a	CSO	BF	Dell Chromebook 3100 2 in 1	50WKZW2	1	N	N	Disposal
n/a	CSO	BF	Dell Chromebook 3100 2 in 1	GS4SZW2	1	N	N	Disposal
n/a	CSO	BF	Dell Chromebook 3100 2 in 1	F68DZW2	1	N	N	Disposal
n/a	CSO	BF	Dell Chromebook 3100 2 in 1	CPLH893	1	N	N	Disposal
n/a	CSO	AL	Dell Chromebook 3100 2 in 1	3PKPZW2	1	N	N	Disposal
n/a	CSO	AL	Dell Chromebook 3100 2 in 1	DV88ZW2	1	N	N	Disposal
n/a	CSO	CH	Dell Chromebook 3100 2 in 1	CFR1ZW2	1	N	N	Disposal
n/a	CSO	CH	Dell Chromebook 3100 2 in 1	9FQ3Y33	1	N	N	Disposal
n/a	CSO	CH	Dell Chromebook 3100 2 in 1	BGLSX33	1	N	N	Disposal
n/a	CSO	AL	Dell Chromebook 3100 2 in 1	C4H57Y2	1	N	N	Disposal

Glen Ellyn School District 41  
Assets for Disposal July 2025

<b>Asset Tag</b>	<b>Current Location</b>	<b>Originating School Site</b>	<b>Description (Make, Model, etc.)</b>	<b>Serial Number</b>	<b>QTY</b>	<b>Working Order</b>	<b>Obsolete Y/N?</b>	<b>Disposal</b>
n/a	CSO	BF	Dell 3100 Chromebooks 2 in 1	DF1FZW2	1	N	N	Disposal
n/a	CSO	AL	Dell 3100 Chromebooks 2 in 1	H0FLZW2	1	N	N	Disposal
n/a	CSO	AL	Dell 3100 Chromebooks 2 in 1	7SHMZW2	1	N	N	Disposal
n/a	CSO	HA	Entüitive ēlo TOUCHSYSTEMS Monitor	004929	1	N	N	Disposal
n/a	CSO	HA	Entüitive ēlo TOUCHSYSTEMS Monitor	004927	1	N	N	Disposal
n/a	CSO	HA	Entüitive ēlo TOUCHSYSTEMS Monitor	004928	1	N	N	Disposal
n/a	CSO	HA	PLANAR PT1710MX-BX Monitor	A569201P0A31K0094	1	N	N	Disposal
n/a	CSO	HA	Logitech X-230 Speaker	S-0123A	1	N	N	Disposal
n/a	CSO	CSO	Aruba APIN0345 Access Point	CNGCK513CJ	1	Y	Y	Disposal
n/a	CSO	HA	Aruba APIN0345 Access Point	CNGCK513K2	1	Y	Y	Disposal
n/a	CSO	HA	Aruba APIN0345 Access Point	CNGCK51386	1	Y	Y	Disposal
n/a	CSO	HA	Aruba APIN0345 Access Point	CGNCK5138T	1	Y	Y	Disposal
n/a	CSO	HA	Aruba APIN0345 Access Point	CNGCK5136D	1	Y	Y	Disposal
n/a	CSO	HA	Aruba APIN0345 Access Point	CNGCK514YQ	1	Y	Y	Disposal
n/a	CSO	HA	Aruba APIN0345 Access Point	CNGCK514RH	1	Y	Y	Disposal
n/a	CSO	HA	Aruba APIN0345 Access Point	CNGCK5137V	1	Y	Y	Disposal
n/a	CSO	HA	Aruba APIN0345 Access Point	CNGCK5139D	1	Y	Y	Disposal

**RESOLUTION FOR THE DISPOSAL  
OF SURPLUS PERSONAL PROPERTY**

WHEREAS, the Board of Education of Glen Ellyn School District 41, DuPage County, Illinois, declares that there is surplus personal property in the School District; and

WHEREAS, such property is described in the attached document; and

WHEREAS, this personal property is no longer needed for school purposes and/or is not functioning; and

NOW, THEREFORE, Be It Resolved, by the Board of Education, as follows:

1. That the Superintendent is hereby authorized to properly dispose of the property listed on the attachment.

ADOPTED this 18th day of August, 2025, by roll call vote as follows:

YES \_\_\_\_\_

NO \_\_\_\_\_

ABSENT \_\_\_\_\_

Board of Education  
Glen Ellyn School District 41  
DuPage County, Illinois

\_\_\_\_\_  
President

ATTEST:

\_\_\_\_\_  
Secretary

## Board Report

**Date:** August 18, 2025  
**Title:** Donations and Gifts  
**Submitted by:** Dr. Jeff McHugh, Superintendent

---

**Strategic Priority Goal 4: Strengthen Community Connections:** District 41 will strengthen community connections and partnerships through engagement in all five communities District 41 serves.

**Background:** District 41 occasionally accepts donated funds and equipment from outside sources, provided the items are in working condition and meet the needs of the District. In accordance with board policy 8:80 regarding public gifts to the district, monetary donations or non-monetary donations and gifts with a value equal to or greater than \$500 shall be reviewed by the Superintendent and approved by the Board. Donations are reviewed and vetted by building and district administration in order to make the biggest impact and be consistent with district adopted curriculum or goals.

**Discussion:** Below are donations received.

Individual/Organization	Amount/Item	Purpose	Building
Rotary Club of Glen Ellyn	\$750.00	Support the District-Wide Community Event- 4th of July Parade	District Wide

The District 41 administration and staff are appreciative of the donations, as it will positively impact the students in all schools.

**Recommendation:** The administration recommends that the Board formally accept this generous donation.

**Glen Ellyn School District 41  
FOIA Report  
June 1 - July 31, 2025**

<b>Date Received</b>	<b>Date of Response</b>	<b>Request Summary</b>	<b>FOIA Officer Time</b>	<b>Admin Time</b>	<b>Attorney Contacted</b>
05.23.25	05.30.25 Extended  06.05.25	<p><u>Request:</u> Stephanie Clark requested: <i>"All names, applications and information submitted by those who applied in 2025 to fill the board vacancy left by Jessica Buttmer"</i></p> <p><u>Response:</u> Responsive information provided</p> <p><u>Appeal:</u> None</p>	2hr	0 hr	yes
06.04.25	06.09.25	<p><u>Request:</u> CT Mills requested: <i>seeking a list of all school and district-level administrators, including:</i></p> <ul style="list-style-type: none"> <li>● <i>Name</i></li> <li>● <i>Title/Position</i></li> <li>● <i>Work Email Address</i></li> <li>● <i>Work Location (School Name or Central Office)</i></li> </ul> <p><u>Response:</u> Responsive Information provided</p> <p><u>Appeal:</u> None at this time</p>	1hr	.5 hr	No
06.09.25	06.16.25	<p><u>Request:</u> Stephen Goba requested: <i>"Each and every payment bond provided by Frederick Quinn Corporation and Wight &amp; Company covering work performed at any time during calendar year 2024 and 2025 at Churchill Elementary School."</i></p> <p><u>Response:</u> We have no payment bonds for either company</p> <p><u>Appeal:</u> None at this time</p>	2hr	0 hr	Yes

06.18.25	06.23.25	<p><u>Request:</u> Owen Wang requested: <i>A list of all graduates in the past 5 school years with the following fields:</i></p> <ul style="list-style-type: none"> <li>● <i>Graduation years</i></li> <li>● <i>Names</i></li> <li>● <i>Hometown</i></li> <li>● <i>Gender</i></li> </ul> <p><u>Response:</u> No responsive records that include these fields - Also provided graduation programs from the last five years.</p> <p><u>Appeal:</u> None at this time</p>	1 hr	0 hr	Yes
06.23.25	06.23.25	<p><u>Request:</u> Owen Wang requested: <i>"Will the school math team from your high schools attend the annual (July) Mu Alpha Theta convention? If so, who will be attending, and who is sponsoring the trip?"</i></p> <p><u>Response:</u> No responsive records</p> <p><u>Appeal:</u> None at this time</p>	.5 hr	0 hr	No
6.23.25	6.24.26	<p><u>Request:</u> Kristen Rigano requested: <i>"Class size data for all elementary schools in District 41 across all grade levels for the academic years 2022-2023, 2023-2024, and 2024-2025. Please include the number of students per class by grade level and number of sections at each grade level broken down by each individual school. Please exclude any personally identifiable student information."</i></p> <p><u>Response:</u> Given link where to find records</p> <p><u>Appeal:</u> None at this time</p>	1 hr	.5 hr	No

7.7.25	7.15.25	<p><u>Request:</u> Chris Williams requested: <i>your district's multifunction copiers, printers, and print management software.</i></p> <ul style="list-style-type: none"> <li>· <i>Current multifunction copiers, production copiers, printer lease/purchase contracts, and terms and conditions.</i></li> <li>· <i>Current multifunction copier, production copiers, printer maintenance contracts, and terms and conditions.</i></li> <li>· <i>Current Lease/Service invoices relating to items above from the past three months.</i></li> </ul> <p><u>Response:</u> Responsive information provided</p> <p><u>Appeal:</u> None at this time</p>	2 hr	hr	No
--------	---------	---	------	----	----



# ISDLAF+ Monthly Statement

Glen Ellyn School District #41

## Current Portfolio

6/30/2025

Type	Code	Holding Id	Trade Date	Settle Date	Maturity Date	Description	Cost	Rate	NAV	Face/Par	Market Value
LIQ				06/30/2025		LIQ Account Balance	\$842,631.80	4.221%	\$1.000	\$842,631.80	\$842,631.80
MAX				06/30/2025		MAX Account Balance	\$30,874,267.71	4.236%	\$1.000	\$30,874,267.71	\$30,874,267.71
							<b>\$31,716,899.51</b>			<b>\$31,716,899.51</b>	<b>\$31,716,899.51</b>

**Time and Dollar Weighted Average Portfolio Yield:** n/a

**Weighted Average Portfolio Maturity:** n/a

Note: Weighted Yield & Weighted Average Portfolio Maturity are calculated using "Market Value" and are only based on the fixed rate investments.

## Portfolio Summary

Type	Allocation (%)	Allocation (\$)	Description
LIQ	2.657%	\$842,631.80	LIQ Account
MAX	97.343%	\$30,874,267.71	MAX Account

## Index

**Cost** is comprised of the total amount you paid for the investment including any fees and commissions.

**Rate** is the average monthly rate for liquid investments or the rate on the last business day of the month for SDA investments or the yield to maturity or yield to worst for fixed term investments.

**Face/Par** is the amount received at maturity for fixed rate investments.

**Market Value** reflects the market value as reported by an independent third-party pricing service. Certificates of Deposit and other assets for which market pricing is not readily available from a third-party pricing service are listed at "Cost".



Report: Glen Ellyn Accounting  
 Account: 53-Glen Ellyn SD #41 (96403)  
 As of: 06/30/2025

Settle Date	CUSIP	Description	Coupon Rate	Final Maturity	Coupon Frequency	Face Amount	Original Cost Basis
---	CCYUSD	Cash	0.000	06/30/2025	---	2,866.44	2,866.44
---	60934N104	FEDERATED HRMS GV O INST	4.210	06/30/2025	---	10,124,828.93	10,124,828.93
---	91282CLX7	UNITED STATES TREASURY	4.125	11/15/2027	Semi-Annual	1,746,418.75	1,746,418.75
07/25/2022	32022RRW9	1st Financial Bank USA	3.050	07/25/2025	Monthly	245,000.00	245,000.00
07/28/2022	95001DC40	WELLS FARGO & CO	4.500	07/28/2025	Semi-Annual	250,000.00	250,000.00
08/17/2022	14042RTQ4	Capital One, National Association	3.300	08/18/2025	Semi-Annual	245,000.00	245,000.00
08/17/2022	14042TJL2	Capital One, National Association	3.300	08/18/2025	Semi-Annual	245,000.00	245,000.00
09/02/2022	91282CFE6	UNITED STATES TREASURY	3.125	08/15/2025	Semi-Annual	250,000.00	247,390.00
09/15/2022	17330RAA3	CITIGROUP GLOBAL MARKETS HOLDINGS INC	4.600	09/15/2025	Semi-Annual	250,000.00	250,000.00
10/20/2022	3133ENU32	FEDERAL FARM CREDIT BANKS FUNDING CORP	4.500	10/20/2025	Semi-Annual	500,000.00	501,390.95
01/18/2023	795451CR2	Sallie Mae Bank	4.400	01/20/2026	Semi-Annual	245,000.00	245,000.00
01/19/2023	90355GAM8	UBS Bank USA	4.350	01/20/2026	Monthly	245,000.00	245,000.00
01/20/2023	27002YFL5	EagleBank	4.500	07/21/2025	Monthly	245,000.00	245,000.00
02/02/2023	61768ENY5	Morgan Stanley Private Bank, National Association	4.250	02/02/2026	Semi-Annual	245,000.00	245,000.00
02/02/2023	61690UY20	Morgan Stanley Bank, N.A.	4.250	02/02/2026	Semi-Annual	245,000.00	245,000.00
02/08/2023	3130ATUC9	FEDERAL HOME LOAN BANKS	4.500	12/12/2025	Semi-Annual	500,000.00	505,260.00
02/13/2023	3133EPAQ8	FEDERAL FARM CREDIT BANKS FUNDING CORP	4.125	02/13/2026	Semi-Annual	500,000.00	500,345.00
03/14/2023	800364EX5	Sandy Spring Bank	4.900	03/16/2026	Semi-Annual	245,000.00	245,000.00
03/17/2023	66736ACE7	Northwest Bank	5.000	03/17/2026	Monthly	245,000.00	245,000.00
03/17/2023	05580AW91	BMW Bank of North America	4.950	03/17/2026	Semi-Annual	245,000.00	245,000.00
03/17/2023	564759SD1	Manufacturers and Traders Trust Company	4.950	03/17/2026	Semi-Annual	245,000.00	245,000.00
03/23/2023	02007GM42	Ally Bank	5.050	03/23/2026	Semi-Annual	245,000.00	245,000.00
03/24/2023	82669LKF9	Signature Bank of Arkansas	5.100	09/24/2025	Monthly	245,000.00	245,000.00
03/24/2023	23204HNP9	Customers Bank	5.050	03/24/2026	Semi-Annual	245,000.00	245,000.00
03/24/2023	12547CAU2	CIBC Bank USA	5.000	03/24/2026	Semi-Annual	245,000.00	245,000.00
03/30/2023	910286GB3	United Fidelity Bank, Fsb	5.000	03/30/2026	Monthly	185,000.00	185,000.00
04/19/2023	73317ABZ4	Popular Bank New York Branch	4.500	04/16/2026	Quarterly	245,000.00	245,000.00
04/19/2023	064455AU2	Bank of Pontiac	4.500	04/20/2026	Semi-Annual	245,000.00	245,000.00
04/21/2023	549104D38	Luana Savings Bank	4.450	10/21/2025	Semi-Annual	245,000.00	245,000.00
05/08/2023	72345SLN9	Pinnacle Bank	4.600	05/08/2026	Semi-Annual	245,000.00	245,000.00
05/09/2023	05600XQB9	BMO BANK NATIONAL ASSOCIATION	4.600	05/08/2026	Semi-Annual	245,000.00	245,000.00
05/10/2023	065427AE6	Bank of Utah	4.500	05/11/2026	Monthly	100,000.00	100,000.00
05/11/2023	32116QBJ4	First National Bank of Middle Tennessee	4.500	05/11/2026	Semi-Annual	245,000.00	245,000.00
07/21/2023	17417RAC7	The Citizens Bank of Philadelphia	4.750	07/21/2026	Monthly	240,000.00	240,000.00
07/26/2023	43708WKG8	Home Federal Savings Bank	4.750	07/27/2026	Semi-Annual	200,000.00	200,000.00
09/20/2023	02589AF31	American Express National Bank	5.000	09/21/2026	Semi-Annual	245,000.00	245,000.00
09/21/2023	32026UZ58	First Foundation Bank	5.000	09/21/2026	Semi-Annual	245,000.00	245,000.00
09/22/2023	8562853R0	State Bank of India New York Branch	5.050	09/22/2026	Semi-Annual	245,000.00	245,000.00
09/26/2023	227563EA7	Cross River Bank	5.000	09/28/2026	Semi-Annual	245,000.00	245,000.00
09/27/2023	024263DB8	American Bank & Trust Company Inc.	5.150	03/27/2026	Semi-Annual	245,000.00	245,000.00
09/29/2023	061785FM8	The Bank of Deerfield	5.000	09/29/2026	Monthly	245,000.00	245,000.00
09/29/2023	501798VG4	Milestone Bank	5.000	09/29/2026	Semi-Annual	245,000.00	245,000.00
09/29/2023	319267LD0	First Bank Richmond	5.150	03/30/2026	Semi-Annual	245,000.00	245,000.00
10/04/2023	59013KXD3	Merrick Bank	5.000	10/05/2026	Monthly	245,000.00	245,000.00
10/16/2023	68405VAV1	Optum Bank, Inc.	5.150	04/16/2026	Semi-Annual	245,000.00	245,000.00
10/20/2023	666613MJ0	Northpointe Bank	5.100	10/20/2026	Monthly	245,000.00	245,000.00
11/30/2023	65344AAC9	NexTier Bank, NA	5.000	12/01/2025	Monthly	245,000.00	245,000.00
12/06/2023	02519ACD7	AMERICAN COMMERCIAL BANK & TRUST NA	5.000	12/08/2025	Monthly	245,000.00	245,000.00
12/08/2023	76883EAM3	Rivers Edge Bank	5.050	12/08/2025	Monthly	245,000.00	245,000.00
02/05/2024	05584CLF1	BNY Mellon, National Association	4.050	02/05/2027	Semi-Annual	245,000.00	245,000.00
02/07/2024	32021JKL9	First Federal Savings Bank	4.100	02/08/2027	Monthly	245,000.00	245,000.00
02/09/2024	13135NCG3	CalPrivate Bank	4.100	02/09/2027	Monthly	245,000.00	245,000.00
02/09/2024	88054RBZ2	Tennessee State Bank	4.150	02/09/2027	Semi-Annual	245,000.00	245,000.00
02/14/2024	42236XBD6	Heartland Bank	4.150	02/12/2027	Monthly	245,000.00	245,000.00
02/16/2024	90385LDU0	Ultima Bank Minnesota	4.100	02/16/2027	Monthly	245,000.00	245,000.00
03/05/2024	919853KS9	Valley National Bank	4.600	03/05/2027	Semi-Annual	245,000.00	245,000.00
11/21/2024	91282CJH8	UNITED STATES TREASURY	4.625	11/15/2026	Semi-Annual	750,000.00	756,675.00
11/21/2024	91282CFM8	UNITED STATES TREASURY	4.125	09/30/2027	Semi-Annual	750,000.00	749,700.00
11/21/2024	91282CKR1	UNITED STATES TREASURY	4.500	05/15/2027	Semi-Annual	750,000.00	756,150.00
11/21/2024	91282CFU0	UNITED STATES TREASURY	4.125	10/31/2027	Semi-Annual	750,000.00	749,700.00
11/21/2024	91282CKE0	UNITED STATES TREASURY	4.250	03/15/2027	Semi-Annual	750,000.00	751,575.00
11/21/2024	91282CKZ3	UNITED STATES TREASURY	4.375	07/15/2027	Semi-Annual	1,500,000.00	1,508,250.00
11/21/2024	91282CKJ9	UNITED STATES TREASURY	4.500	04/15/2027	Semi-Annual	750,000.00	755,925.00
11/21/2024	91282CJP7	UNITED STATES TREASURY	4.375	12/15/2026	Semi-Annual	750,000.00	753,300.00
02/13/2025	91282CMB4	UNITED STATES TREASURY	4.000	12/15/2027	Semi-Annual	1,000,000.00	993,359.38
02/18/2025	91282CMN8	UNITED STATES TREASURY	4.250	02/15/2028	Semi-Annual	1,000,000.00	1,000,000.00
02/27/2025	3130AVXG2	FEDERAL HOME LOAN BANKS	4.000	05/23/2028	Semi-Annual	1,000,000.00	993,950.23
03/21/2025	3135GAVU2	FEDERAL NATIONAL MORTGAGE ASSOCIATION	4.000	10/07/2027	Semi-Annual	1,000,000.00	998,000.00
03/25/2025	38150V9S1	Goldman Sachs Bank USA	4.000	03/27/2028	Semi-Annual	245,000.00	245,000.00
04/08/2025	360395GW1	FULTON MASON & KNOX CNTY ILL CMNTY COLLEGE DIST NO	1.900	12/01/2027	Semi-Annual	800,000.00	758,176.00
05/30/2025	91159XCS2	U.S. BANCORP ADVISORS LLC	4.550	05/30/2028	Annual	1,000,000.00	1,000,000.00
---	---	---	4.306	08/17/2026	---	38,182,695.37	38,158,260.68

## Monthly Summary Report Overview Revenue & Expenditures June 2025

Attached please find an updated spreadsheet demonstrating the current year's month and fiscal year to date revenues and expenditures versus the previous fiscal year. This updated presentation will hopefully provide the board with greater clarity when reviewing the monthly results of operations. The results will be summarized below.

### Revenues:

To date, expressed as a percent of the district budget, revenues received year to date are 140.97% versus 103.5% of the budget from a year ago.

#### Revenues are greater in the areas of:

- Property Taxes (101.48% versus 100.50%)
- Food Services (96.62% versus 76.51%)

#### Revenues are less in the areas of:

- Personal Property Taxes (64.81% versus 81.63%)
- Tuition (101.47% versus 115.30%)
- Field Trip/Bus Fees (100.00% versus 100.00%)
- Interest Earnings (126.09% versus 189.10%)
- Student Fees (85.31% versus 88.82%)
- Donations/Misc Revenue (85.27% versus 134.81%)
- Unrestricted State Funds (99.90 versus 100.01%)
- Restricted State Funds (106.26% versus 134.68%)
- Fund Transfers (2253.85% versus 100%)

### Expenditures:

To date, expressed as a percent of the district budget, expenditures year to date are 125.88% versus 104.86% of the budget from a year ago.

#### Expenditures are greater in the areas of:

- Supplies/Materials (104.06% versus 71.42%)
- Capital Outlay (75.88% versus 60.12%)
- Dues & Fees (101.59% versus 57.71%)
- Principal/Interest Payments (117.14% versus 100%)
- Fund Transfers (2253.85% versus 222.04%)

#### Expenditures are less in the areas of:

- Salaries (99.5% versus 101.21%)
- Benefits (104.8% versus 110.05%)
- Purchased Services (106.46% versus 118.45%)
- Tuition (115.94% versus 133.59%)

**Glen Ellyn School District 41**  
**Monthly Revenue/Expenditure Summary Report**  
**Comparing June 2025 Fiscal Year to Date to June 2024**

**Revenues**

Function	Category	June-24	Fiscal Year to Date June 2024	Revenue Budget 2023-2024	Percent of Budget Received	June-25	Fiscal Year to Date June 2025	Revenue Budget 2024-2025	Comparing January 2023 Fiscal Year to Date to January 2024
<b>All Funds</b>									
1100	Property Taxes	\$24,944,338	\$55,546,090	\$55,267,947	100.50%	\$26,160,157	\$58,703,034	\$57,847,932	101.48%
1200	Personal Property Taxes	\$ -	\$2,316,026	\$2,837,216	81.63%	\$0	\$1,535,733	\$2,369,560	64.81%
1300	Tuition	\$750	\$74,947	\$65,000	115.30%	\$250	\$72,550	\$71,500	101.47%
1400	Field Trip/Bus Fees	\$0	\$0	\$0	100.00%	\$0	\$0	\$0	100.00%
1500	Interest Earnings	\$236,249	\$3,071,785	\$1,624,400	189.10%	\$208,079	\$3,431,547	\$2,721,450	126.09%
1600	Food Services	\$5,870	\$401,678	\$525,000	76.51%	\$7,695	\$434,788	\$450,000	96.62%
1700	Student Fees	\$1,064	\$308,968	\$347,875	88.82%	\$2,566	\$280,578	\$328,900	85.31%
1900	Donations/Misc Revenue	\$309	\$188,483	\$139,812	134.81%	\$2,482	\$128,735	\$150,980	85.27%
3000	Unrestricted State Funds	\$239,659	\$2,636,694	\$2,636,360	100.01%	\$239,935	\$2,639,668	\$2,642,402	99.90%
3100	Restricted State Funds	\$366,282	\$2,069,979	\$1,537,012	134.68%	\$399,297	\$1,912,883	\$1,800,212	106.26%
4000	Federal Funds	\$206,542	\$2,754,468	\$1,808,593	152.30%	\$295,352	\$2,037,309	\$1,590,518	128.09%
7000	Fund Transfers	\$0	\$6,850,000	\$6,850,000	100.00%	\$0	\$29,300,000	\$1,300,000	2253.85%
<b>Grand Total</b>		<b>\$26,001,063</b>	<b>\$76,219,119</b>	<b>\$73,639,215</b>	<b>103.50%</b>	<b>\$27,315,812</b>	<b>\$100,476,825</b>	<b>\$71,273,454</b>	<b>140.97%</b>

**Expenditures**

Object		June-24	Fiscal Year to Date June 2024	Expenditure Budget 2023-2024	Percent of Budget Expended	June-25	Fiscal Year to Date June 2025	Expenditure Budget 2023-2024	Percent of Budget Expended
<b>All Funds</b>									
100	Salaries	\$6,245,674	\$35,898,392	\$35,467,866	101.21%	\$6,449,822	\$37,597,287	\$37,785,125	99.50%
200	Benefits	\$1,296,580	\$8,045,701	\$7,311,045	110.05%	\$1,353,804	\$8,806,989	\$8,403,459	104.80%
300	Purchased Services	\$1,446,200	\$7,508,825	\$6,338,994	118.45%	\$1,485,112	\$9,553,357	\$8,973,475	106.46%
400	Supplies/Materials	\$117,261	\$2,339,714	\$3,275,897	71.42%	\$645,096	\$4,367,047	\$4,196,735	104.06%
500	Capital Outlay	\$113,387	\$3,969,471	\$6,602,862	60.12%	\$2,944,474	\$19,445,776	\$25,628,264	75.88%
640-642	Dues & Fees	\$1,356	\$39,409	\$68,287	57.71%	\$759	\$62,224	\$61,250	101.59%
610/620	Principal/Interest Payments	\$0	\$1,759,913	\$1,759,913	100.00%	\$301,206	\$2,058,619	\$1,757,412	117.14%
670/690	Tuition	\$218,154	\$2,818,803	\$2,110,000	133.59%	\$240,731	\$3,347,496	\$2,887,338	115.94%
660/666	Fund Transfers	\$0	\$6,850,000	\$3,085,000	222.04%	\$ -	\$29,300,000	\$1,300,000	2253.85%
<b>Grand Total</b>		<b>\$9,438,612</b>	<b>\$69,230,227</b>	<b>\$66,019,864</b>	<b>104.86%</b>	<b>\$13,421,005</b>	<b>\$114,538,795</b>	<b>\$90,993,058</b>	<b>125.88%</b>

**School District Payment Order**

The Treasurer of Glen Ellyn School District 41 in DuPage County, has paid or shall pay to the order of the attached list of vendors for accounts payable and payroll liability checks the sum of \$8,112,562.29 for the period of June 11, 2025 through July 9, 2025.

This order authorizes the Treasurer to pay board-approved bills before the meeting minutes are officially approved.

By order of the School Board of Glen Ellyn District 41.

Order Date: July 14, 2025

\_\_\_\_\_  
President

\_\_\_\_\_  
Secretary

CHECK CHECK			INVOICE	
NUMBER	DATE	VENDOR	AMOUNT	DESCRIPTION
568238	07/01/2025	HYDE PARK DAY SCHOOL	-15,970.20	Outplacement Tuition
568306	06/13/2025	AFSCME	1,853.49	Multiple Invoices
568307	06/23/2025	COMCAST	49.75	WIFI 06/05-07/04/25
568308	06/23/2025	COMMONWEALTH EDISON	132.35	CH ELECTRIC 05/13-06/12/25
568309	06/23/2025	NEXTERA ENERGY SERVI	1,420.53	GAS 05/01-05/31/2025
568310	06/23/2025	NICOR GAS	427.87	BF GAS 05/01-06/01/25
568311	06/23/2025	PEERLESS NETWORK, IN	2,552.60	PHONE SERVICE - JUN Account #: GLENELLY5428
568312	06/30/2025	AFSCME	964.47	Multiple Invoices
568313	06/26/2025	ACACIA ACADEMY	4,727.88	Outplacement Tuition.
568314	06/26/2025	ACP CreativIT LLC, d	4,500.00	Mindsight Intune Support. Invoice# INV311183
568315	06/26/2025	AMERGIS HEALTHCARE S	5,040.00	Multiple Invoices
568316	06/26/2025	B & F CONSTRUCTION C	2,150.00	FDK Inspections #21003.
568317	06/26/2025	BANYAN SCHOOL	700.00	Professional Development.
568318	06/26/2025	CONSERV FS	4,369.82	TURF SUPPLIES.
568319	06/26/2025	COOKS RESTAURANT EQU	3,232.09	INDUCTION RANGE, SLICER, CART.
568320	06/26/2025	CORRECT ELECTRIC	1,335.52	AL FIRE ALARM SERVICE 6/2, 6/6.
568321	06/26/2025	DIRECT ENERGY BUSINE	25,754.92	Multiple Invoices
568322	06/26/2025	DOWNERS GROVE SCHOOL	3,457.50	50% SHARED TRANSPORTATION COST.
568323	06/26/2025	DUPAGE FEDERATION ON	2,090.72	translation services for May.
568324	06/26/2025	DUPAGE ROE	1,500.00	Multiple Invoices
568325	06/26/2025	EASY ARCHIVE INC	2,800.00	4/1 - 3/31 ANNUAL SOFTWARE FEE.
568326	06/26/2025	FIELD TURF USA, INC	146,595.48	Purchase materials and installation through the Omnia #R220503. cooperative purchasing program for field turf at the new FDK center at CH. Field Turf USA, Inc 175 N Industrial Blvd NE Calhoun, Georgia 30701 773-569-1038
568327	06/26/2025	FOLLETT CONTENT SOLU	2,323.04	Multiple Invoices
568328	06/26/2025	FOX VALLEY FIRE & SA	1,950.05	Multiple Invoices
568329	06/26/2025	FRANCZEK RADELET	8,115.50	Multiple Invoices
568330	06/26/2025	FTG OFFICIALS LLC	200.00	Girls soccer ref assignor.
568331	06/26/2025	HELPING HAND CENTER	8,057.07	Outplacment Tuition.
568332	06/26/2025	HOWARD INDUSTRIES, I	30,975.00	Multiple Invoices
568333	06/26/2025	HYDE PARK DAY SCHOOL	16,768.71	Outplacement Tuition.
568334	06/26/2025	IDENTITY GRAPHICS, L	470.20	Multiple Invoices
568335	06/26/2025	IMAGINE NATION, LLC	6,840.00	Indoor slide for the CH FKd Imagine Nation, LLC Westchester, IL 60154 847-640-0904
568336	06/26/2025	██████████	14.60	REFUND OF WALLET BALANCE. FAMILY MOVED OUT OF DISTRICT
568337	06/26/2025	J & D ENTERPRISES SE	4,620.00	TRAVERSE WALL REPAIRS
568338	06/26/2025	KEY2ED	480.00	Professional Development
568339	06/26/2025	LANGUAGE TESTING INT	6,890.00	AAPPL Testing.
568340	06/26/2025	LANGUAGE LINE SERVIC	309.30	Language Line translation services for May.
568341	06/26/2025	LARSON EQUIPMENT & F	54,934.83	Furniture for CH FDK
568342	06/26/2025	LAUREATE DAY SCHOOL	1,851.56	Outplacement Tuition.

CHECK CHECK			INVOICE	
NUMBER	DATE	VENDOR	AMOUNT	DESCRIPTION
568343	06/26/2025	LOGISOFT COMPUTER PR	185.00	Logisoft Adobe Licenses (100). Quote# 125216
568344	06/26/2025	LOMBARD ELEMENTARY D	160.88	HOMELESS TRANSPORTATION.
568345	06/26/2025	MACGILL & CO, WM V	175.00	AUDIOMETER CALIBRATION
568346	06/26/2025	MARQUARDT SCHOOL DIS	276.75	HOMELESS TRANSPORTATION.
568347	06/26/2025	MCCLLOUD AQUATICS	2,553.32	Multiple Invoices
568348	06/26/2025	METRO PREP	330.39	Outplacment Tuition.
568349	06/26/2025	MOGGE, ABIGAIL	600.00	Multiple Invoices accompanist fees
568350	06/26/2025	NICOR GAS	29.89	1N253 BLOOMINGDALE GAS 05/19-06/18/25
568351	06/26/2025	ONE STONE APPAREL IN	165.00	PE shirts
568352	06/26/2025	PACE SYSTEMS INC	9,001.00	Multiple Invoices
568353	06/26/2025	PHAXIS, LLC	1,360.00	Special Ed Teacher - Week 06/07/2025 - DC.
568354	06/26/2025	QUEST FOOD MANAGEMEN	81,348.95	Multiple Invoices
568355	06/26/2025	RATAJ MEDIA INC	2,100.00	Invoice 1096 - Adminrator and Board Photos for webiste.
568356	06/26/2025	RITEWAY GLASS	550.00	AL INSULATED GLASS INSTALLED.
568357	06/26/2025	ROSCOE CO	615.32	Multiple Invoices
568358	06/26/2025	RUSH DAY SCHOOL	10,547.25	Outplacement Tuition.
568359	06/26/2025	SCHOOL HEALTH	300.00	MAICO OAE CALIBRATION.
568360	06/26/2025	SCHOOL PERCEPTIONS L	4,168.37	Invoice # 6311 School Community Survey Planning
568361	06/26/2025	SHERWIN WILLIAMS CO	378.74	Multiple Invoices
568362	06/26/2025	SPECIAL EDUCATION SE	240.81	Outplacement Tuition.
568363	06/26/2025	SPECIALIZED EDUCATIO	12,340.38	Multiple Invoices
568364	06/26/2025	SUMMIT SCHOOL	4,830.60	Outplacment Tuition.
568365	06/26/2025	THE COVE SCHOOL	15,402.50	Multiple Invoices
568366	06/26/2025	THERMOSYSTEMS	584.00	HD HVAC REPAIRS.
568367	06/26/2025	THINKWRITE TECHNOLOG	1,789.00	Headphones
568368	06/26/2025	THOMSON REUTERS - WE	867.32	Thomson Reuters May 2025. Invoice# 851998392
568369	06/26/2025	TLC SWAG LLC	1,008.07	NIKE POLO SHIRTS.
568370	06/26/2025	TRANE	3,663.66	Multiple Invoices
568371	06/26/2025	VILLA PARK ELECTRIC	2,105.21	2X4 LED 35K 42X SERIES LED
568372	06/26/2025	WAREHOUSE DIRECT	52.76	CUSTODIAL SUPPLIES.
568373	06/26/2025	WEST CHICAGO ELEMENT	1,126.64	HOMELESS TRANSPORTATION.
568374	06/26/2025	WIGHT & COMPANY	61,601.39	Multiple Invoices
568375	06/26/2025	WILSON LANGUAGE TRAI	350.00	Professional Development.
568376	06/26/2025	LARSON EQUIPMENT & F	290,875.19	Multiple Invoices
568377	06/30/2025	BAUMANN CONSULTING	2,000.00	FDK PROJECT SERVICES THROUGH 06/30/2025
568378	06/30/2025	FOLLETT CONTENT SOLU	947.93	Multiple Invoices
568379	06/30/2025	HELPING HAND CENTER	4,987.71	Outplacment Tuition
568380	06/30/2025	HYDE PARK DAY SCHOOL	2,395.53	Outplacment Tuition
568381	06/30/2025	ILLINOIS OFF- STATE	1,050.00	BOILER CERTIFICATE FEES
568382	06/30/2025	LAUREATE DAY SCHOOL	14,418.18	Outplacement Tuition
568383	06/30/2025	METRO PREP	7,330.47	Outplacment Tuition
568384	06/30/2025	NICOR GAS	133.99	Multiple Invoices
568385	06/30/2025	ORKIN LLC	112.00	CSO PEST SERV 06/23
568386	06/30/2025	SHRED-IT	1,430.92	JUN DISPOSAL
568387	06/30/2025	AMAZON CAPITAL SERVI	140.04	Multiple Invoices
568388	07/01/2025	HYDE PARK DAY SCHOOL	15,970.20	Outplacement Tuition
568389	07/02/2025	AMERICAN CAPITAL FIN	7,507.99	1st Payment, Schedule AF Ref. No. 2025070080
568390	07/02/2025	AMERICAN TAXI DISPAT	455.00	HOMELESS TRANSPORTATION

CHECK CHECK			INVOICE	
NUMBER	DATE	VENDOR	AMOUNT	DESCRIPTION
568391	07/02/2025	APPTEGY	6,100.00	Apptegy Renewal 25-26 Invoice# INV30058
568392	07/02/2025	ASTOUND	27.16	B&G UTILITY FEE ACCT #0201-4167628-01
568393	07/02/2025	BLOCKSI INC	20,771.40	Blocksi Renewal 25-26 (Year 2 of 3) Quote# 1537
568394	07/02/2025	BRAIN POP LLC	26,675.01	BrainPop Renewal 25-26 + ELL/Science Quote# Q-17067-1
568395	07/02/2025	BUSINESS SOLVER	41.25	June service fees
568396	07/02/2025	CLIC	438,789.00	Multiple Invoices
568397	07/02/2025	CORRECT ELECTRIC	12,082.50	Multiple Invoices
568398	07/02/2025	DIRECT ENERGY BUSINE	7,531.78	CH ELECTRIC 05/13-06/11/25
568399	07/02/2025	EDCLUB INC	4,080.00	Edclub Typing Club renewal 25-26 Quote# 591836
568400	07/02/2025	ELIM CHRISTIAN SERVI	4,671.12	Outplacement Tuition
568401	07/02/2025	EMBRACE EDUCATION	13,746.20	Embrace 25-26 Renewal Invoice# 18108
568402	07/02/2025	EXPLORE LEARNING	26,272.35	Multiple Invoices
568403	07/02/2025	FIRST BANK CHICAGO	39,644.09	Konica Copiers annual payment Invoice# 21595
568404	07/02/2025	FOLLETT SOFTWARE, LL	2,718.00	Follett for FDK Center Quote# Q-60250
568405	07/02/2025	FRONTLINE TECHNOLOGI	4,870.32	Applicant Tracking
568406	07/02/2025	GARCIA, RAYMUNDO	54.46	MILEAGE REIMBURSEMENT
568407	07/02/2025	GIANT STEPS	8,318.20	Outplacement Tuition
568408	07/02/2025	HOUGHTON MIFFLIN HAR	94,875.00	NWEA 25-27 MAP Renewal Invoice# 836603
568409	07/02/2025	IDENTITY GRAPHICS, L	13,069.00	Multiple Invoices
568410	07/02/2025	ILLINOIS ASSN OF SCH	12,490.00	Multiple Invoices
568411	07/02/2025	ILLINOIS ASSN OF SCH	2,288.81	2025-2026 IASA & AASA Membership Dues - J. McHugh
568412	07/02/2025	ILLINOIS STATE POLIC	432.00	May background checks
568413	07/02/2025	INSTRUCTURE INC	29,029.07	Learn Platform Renewal 25-26 Order# Q-379404
568414	07/02/2025	JAMF	3,825.00	Jamf Renewal 25-26 Quote# Q-660703
568415	07/02/2025	LEARNING A-Z	44,743.00	Learning A-Z Renewal 25-26 (Raz-Plus, Reading A-Z, Science A-Z, Raz-Plus expand 6) Quote# 10974485
568416	07/02/2025	MAKEMUSIC INC	2,398.36	MakeMusic Renewal 25-26 Quote# H3Q4-XGPV
568417	07/02/2025	MUSIC FIRST	9,170.00	Music First Renewal 25-26 Quote# 00032366
568418	07/02/2025	NAVIGATE360, LLC	3,318.70	PBIS Rewards Subscription
568419	07/02/2025	OVERDRIVE	3,000.00	Overdrive 25-26 renewal Invoice# H-0113751
568420	07/02/2025	PACE SYSTEMS INC	7,630.00	75 inch Promethean Replacement Panels (2) with balance boxes and stands Quote# 597074
568421	07/02/2025	PARKLAND PREPARATORY	5,123.80	JUN 2025 TUITION
568422	07/02/2025	PERFORMANCE SERVICES	817,459.76	Multiple Invoices
568423	07/02/2025	POWERSCHOOL HOLDINGS	9,734.98	School Messenger Communicate Renewal 25-26 Invoice# INV451174

CHECK CHECK			INVOICE	
NUMBER	DATE	VENDOR	AMOUNT	DESCRIPTION
568424	07/02/2025	RAPTOR	2,604.00	Multiple Invoices
568425	07/02/2025	READ NATURALLY	1,040.00	ReadNaturally Read Live 25-26 Renewal Quote# Q230104
568426	07/02/2025	SAFARI MONTAGE	15,132.70	Safari Montage renewal 25-26 Quote# 29895
568427	07/02/2025	SCHOOLSTATUS, LLC	2,620.00	SchoolStatus Smore 25-26 Quote# Q-24008
568428	07/02/2025	SHERWIN WILLIAMS CO	164.75	SW7007 CEILING BRIGHT WHITE PAINT
568429	07/02/2025	SKYWARD INC	149.00	Skyward Crystal Reports Maintenance 25-26 Invoice# 0000239070
568430	07/02/2025	SPECIALIZED EDUCATIO	949.26	Outplacement Tuition
568431	07/02/2025	STEPWARE, INC.	16,950.00	Typetastic w/Coding 25-26
568432	07/02/2025	SWANK MOVIE LICENSIN	2,340.00	Swank 25-26 Movie Licensing Renewal Quote# 2468271
568433	07/02/2025	THEMES & VARIATIONS	1,000.00	MusicPlay Renewal 25-26 Quote# 20250509-083721462
568434	07/02/2025	VILLA PARK ELECTRIC	2,240.00	2X2 4000 K 3200 LUMEN LED FLAT PANEL
568435	07/02/2025	VILLAGE OF GLEN ELLY	83.00	FDK PROJECT PERMIT FEE
568436	07/02/2025	VISTA LEARNING, NFP	18,500.25	Evaluwise license fees through 2028
568437	07/02/2025	VT SERVICES INC	915.00	Chromebook repairs Invoice# 210732
568438	07/09/2025	AX IN HAND	1,094.08	Repair and parts - Hadley instruments
568439	07/09/2025	BUILDERS CHICAGO COR	15,837.00	FQC #576 PAYMENT #13
568440	07/09/2025	C.R. SCHMIDT INC	26,505.00	FQC #76 PAYMENT #13
568441	07/09/2025	CAREY ELECTRIC CONTR	342,000.00	FQC #576 PAYMENT #13
568442	07/09/2025	COMMERCIAL MECHANICA	24,431.00	FQC #576 PAYMENT #13
568443	07/09/2025	CONSOLIDATED FLOORIN	228,717.29	Purchase and install, Omnia pricing for CH FDK center flooring
568444	07/09/2025	CORRECT ELECTRIC	22,027.00	Multiple Invoices
568445	07/09/2025	COSSBA	1,350.00	Registration - 2025 Federal Advocacy Conf- Bruno & Hill
568446	07/09/2025	CRISIS PREVENTION IN	4,699.00	Professional Development
568447	07/09/2025	CT MECHANICAL LLC	18,028.00	FQC #576 PAYMENT #13
568448	07/09/2025	DISCOVERY EDUCATION	21,160.00	Discovery Education & Mystery Science 25-26 Renewal Quote# Q-522292
568449	07/09/2025	DOHERTY CONSTRUCTION	19,993.00	FQC #576 PAYMENT #13
568450	07/09/2025	E&K OF CHICAGO INC	165,071.00	FQC #576 PAYMENT #13
568451	07/09/2025	EATON CORP	6,730.47	Eaton UPS 9390-20-40 25-26 Contract 364713-8
568452	07/09/2025	ELENS & MAICHIN ROOF	24,732.00	FQC #576 PAYMENT #13
568453	07/09/2025	FILTERBUY, INC.	3,441.68	HVAC FILTERS
568454	07/09/2025	FOLLETT CONTENT SOLU	1,421.17	supplementary books for CH
568455	07/09/2025	FQC	116,717.00	FQC #576 PAYMENT #13
568456	07/09/2025	HARGRAVE BUILDERS IN	140,942.00	FQC #576 PAYMENT #13
568457	07/09/2025	HUMANEX VENTURES	21,500.00	Humanex survey & PD fees
568458	07/09/2025	IDENTITY GRAPHICS, L	18.00	Invoice 1986 - School Board Member picture name plates
568459	07/09/2025	KONICA MINOLTA BUSIN	4,086.00	Multiple Invoices
568460	07/09/2025	LA FORCE	89,870.00	FQC #576 PAYMENT #13

CHECK CHECK			INVOICE	
NUMBER	DATE	VENDOR	AMOUNT	DESCRIPTION
568461	07/09/2025	NUTRI-LINK TECHNOLOG	350.00	2025-26 ANNUAL PAYMENT FOR MY MEAL ORDER
568462	07/09/2025	NWEA	2,500.00	Test Scores
568463	07/09/2025	OMNI	1,044.00	403(b) COMPLIANCE & REMITTING SERVICES
568464	07/09/2025	PARKWAY FORMING	44,100.00	FQC #576 PAYMENT #13
568465	07/09/2025	PHAXIS, LLC	2,720.00	Special Ed Teacher - Week 05/24/2025
568466	07/09/2025	PRIME ARCHITECTURAL	276,351.00	FQC #576 PAYMENT #13
568467	07/09/2025	PUSHCOIN	2,900.09	MONTHLY FEES - JUN
568468	07/09/2025	R B CONSTRUCTION	20,312.00	FQC #576 PAYMENT #13
568469	07/09/2025	RINGCENTRAL INC.	121,161.95	PHONE SERVICE
568470	07/09/2025	SCHINDLER ELEVATOR C	63,635.00	FQC #576 PAYMENT #13
568471	07/09/2025	SELSOR'S PUMPING SER	825.00	PUMPED KITCHEN GREASE TRAP & PUMP LIFT STATION - BASEMENT, DOOR 12
568472	07/09/2025	SUPERIOR PAVING, INC	6,300.00	FQC #576 PAYMENT #13
568473	07/09/2025	TERRACE SUPPLY COMPA	374.96	SUPPLIES
568474	07/09/2025	THE INFORMED SLP, LL	1,128.00	SLP Software
568475	07/09/2025	THE POSITIVITY PROJE	3,995.00	SEL Curriculum
568476	07/09/2025	TROCH-MCNEIL PAVING	41,445.00	FQC #576 PAYMENT #13
568477	07/09/2025	TSI COMMERCIAL FLOOR	5,097.00	FQC #576 PAYMENT #13
568478	07/09/2025	VILLAGE OF GLEN ELLY	6,247.05	Multiple Invoices
568479	07/09/2025	AMAZON CAPITAL SERVI	1,716.07	Multiple Invoices
202400470	06/27/2025	ZIONS FIRST NATIONAL	301,206.26	INTEREST PAYMENT. ACCOUNT #3136960
202400471	06/13/2025	ILL MUNICIPAL RETIRE	40,580.35	Multiple Invoices
202400472	06/13/2025	ILLINOIS DEPT OF REV	64,192.33	Multiple Invoices
202400473	06/13/2025	INTERNAL REV SERVICE	213,793.41	Multiple Invoices
202400474	06/13/2025	T H I S	20,220.78	Multiple Invoices
202400475	06/13/2025	TEACHERS RETIREMENT	124,756.77	Multiple Invoices
202400476	06/13/2025	OMNI	44,559.78	Multiple Invoices
202400477	06/13/2025	EXPERT PAY	847.00	Payroll accrual
202400478	06/13/2025	TEACHERS RETIREMENT	2,818.95	Multiple Invoices
202400479	06/13/2025	WEBSTER BANK, N.A.	7,146.73	Multiple Invoices
202400480	06/26/2025	WEBSTER BANK, N.A.	459.50	SERVICE FEES - DCA,FSA.
202400481	06/13/2025	ILLINOIS DEPT OF REV	17.08	Payroll accrual
202400482	06/13/2025	INTERNAL REV SERVICE	52.78	Multiple Invoices
202400484	06/13/2025	ILLINOIS DEPT OF REV	0.00	Payroll accrual
202400485	06/13/2025	INTERNAL REV SERVICE	2.18	Multiple Invoices
202400486	06/10/2025	CSG FORTE PAYMENTS,	825.41	MONTHLY FEE - MAY.
202400487	06/13/2025	CHICAGO TITLE & TRUS	876,749.56	23W345 ST CHARLES RD. SALE OF PROPERTY, TITLE & ESCROW
202400488	06/12/2025	ILL MUNICIPAL RETIRE	12.99	IMRF Variance N.Diaz and L.Brooks had 8.47% instead of 8.73% in IMRF Benefit Corrected in April, but still hit 05/15 check
202400489	06/12/2025	ILL MUNICIPAL RETIRE	0.93	IMRF VARIANCE - ROUNDING
202400491	06/30/2025	ILL MUNICIPAL RETIRE	26,211.91	Multiple Invoices
202400492	06/30/2025	ILLINOIS DEPT OF REV	57,311.28	Multiple Invoices
202400493	06/30/2025	INTERNAL REV SERVICE	188,660.04	Multiple Invoices
202400494	06/30/2025	T H I S	19,683.67	Multiple Invoices
202400495	06/30/2025	TEACHERS RETIREMENT	121,024.46	Multiple Invoices
202400496	06/30/2025	OMNI	42,296.78	Multiple Invoices
202400497	06/30/2025	EXPERT PAY	847.00	Payroll accrual 06/30

CHECK CHECK			INVOICE	
NUMBER	DATE	VENDOR	AMOUNT	DESCRIPTION
202400498	06/30/2025	TEACHERS RETIREMENT	2,838.35	Multiple Invoices
202400499	06/30/2025	WEBSTER BANK, N.A.	6,775.64	Multiple Invoices
202400500	06/30/2025	ILLINOIS DEPT OF REV	4,451.69	Payroll accrual 06/30.
202400501	06/30/2025	INTERNAL REV SERVICE	14,881.91	Multiple Invoices
202400502	06/30/2025	T H I S	1,669.31	Multiple Invoices
202400503	06/30/2025	TEACHERS RETIREMENT	10,186.00	Multiple Invoices
202400504	06/30/2025	OMNI	2,083.00	Multiple Invoices
202400505	06/30/2025	ILLINOIS DEPT OF REV	91.88	Payroll accrual 06/30.
202400506	06/30/2025	INTERNAL REV SERVICE	93.38	Multiple Invoices
202400507	06/30/2025	T H I S	50.58	Multiple Invoices
202400508	06/30/2025	TEACHERS RETIREMENT	308.45	Multiple Invoices
202400509	06/30/2025	TEACHERS RETIREMENT	25.23	Payroll accrual 06/30.
202400510	06/30/2025	ILLINOIS DEPT OF REV	22.77	Payroll accrual 06/30.
202400511	06/30/2025	INTERNAL REV SERVICE	70.38	Multiple Invoices
202400515	07/15/2025	T H I S	17,086.77	Multiple Invoices
202400516	07/15/2025	TEACHERS RETIREMENT	105,634.29	Multiple Invoices
202400519	07/15/2025	TEACHERS RETIREMENT	2,828.66	Multiple Invoices
202400524	07/31/2025	T H I S	17,086.77	Multiple Invoices
202400525	07/31/2025	TEACHERS RETIREMENT	105,634.29	Multiple Invoices
202400528	07/31/2025	TEACHERS RETIREMENT	2,828.66	Multiple Invoices
202400530	06/30/2025	ILL MUNICIPAL RETIRE	180.59	Multiple Invoices
202400531	06/30/2025	ILLINOIS DEPT OF REV	64.53	Payroll accrual 06/30
202400532	06/30/2025	INTERNAL REV SERVICE	249.20	Multiple Invoices
202400536	08/15/2025	T H I S	17,084.88	Multiple Invoices
202400537	08/15/2025	TEACHERS RETIREMENT	105,622.45	Multiple Invoices
202400540	08/15/2025	TEACHERS RETIREMENT	2,828.63	Multiple Invoices
202400543	06/30/2025	TEACHERS RETIREMENT	455.52	Multiple Invoices
202500001	07/01/2025	MICHIGAN STATE UNIVE	163,390.08	PRINCIPAL & INTEREST
202500002	06/30/2025	T H I S	3,729.40	EMPLOYER PAID HEALTH INSURANCE
202500003	07/02/2025	EYEMED	4,836.42	VISION - JULY 2025
202500004	07/03/2025	EDUCATIONAL BENEFIT	764,628.25	JUL - MEDICAL, DENTAL, LIFE, AD&D
202500005	07/02/2025	RELIANCE STANDARD LI	409.94	JUL - VOL LONG TERM DISABILITY
202500006	06/16/2025	BMO MASTERCARD	37,986.23	BMO STATEMENT 05/20.
202500007	07/02/2025	RELIANCE STANDARD LI	4,756.52	JUL - LONG TERM DISABILTIY
202500008	06/30/2025	ILL MUNICIPAL RETIRE	124.62	Included Negative Contribution in Report
Totals for checks			8,112,562.29	

FUND SUMMARY

<u>FUND</u>	<u>DESCRIPTION</u>	<u>BALANCE SHEET</u>	<u>REVENUE</u>	<u>EXPENSE</u>	<u>TOTAL</u>
10	Education Fund	1,951,248.53	14.60	1,252,383.18	3,203,646.31
20	Operations & Maintenance Fund	107,909.80	0.00	253,082.27	360,992.07
30	Debt Service Fund	0.00	0.00	464,596.34	464,596.34
40	Transportation Fund	471.55	0.00	5,476.77	5,948.32
50	Social Security/Medicare Fund	72,634.44	0.00	0.00	72,634.44
51	Ill Municipal Retirement Fund	41,341.86	0.00	138.54	41,480.40
60	Capital Projects Fund	0.00	0.00	3,963,264.41	3,963,264.41
***	Fund Summary Totals ***	2,173,606.18	14.60	5,938,941.51	8,112,562.29

\*\*\*\*\* End of report \*\*\*\*\*

**School District Payment Order**

The Treasurer of Glen Ellyn School District 41 in DuPage County, has paid or shall pay to the order of the attached list of vendors for accounts payable and payroll liability checks the sum of \$653,383.75 for the period of July 10, 2025 through July 24, 2025.

This order authorizes the Treasurer to pay board-approved bills before the meeting minutes are officially approved.

By order of the School Board of Glen Ellyn District 41.

Order Date: July 24, 2025

\_\_\_\_\_  
President

\_\_\_\_\_  
Secretary

CHECK CHECK			INVOICE	
NUMBER	DATE	VENDOR	AMOUNT	DESCRIPTION
568480	07/15/2025	AFSCME	827.67	Payroll accrual
568481	07/15/2025	MARQUARDT SCHOOL DIS	707.25	Multiple Invoices
568482	07/24/2025	ACCELERATE LEARNING	28,121.60	Stemscopes Renewal 25-26 Quote# 00120716
568483	07/24/2025	ACQUA CONTRACTORS CO	6,721.81	Emergency water main repair at CH school #2500-01
568484	07/24/2025	ACTIVE INTERNET TECH	6,496.00	Finalsite Website hosting conversion Invoice# INV082267
568485	07/24/2025	APPLE INC	1,456.00	Replacement Mac for HA Auditorium
568486	07/24/2025	ARMBRUST PLUMBING IN	9,960.00	Multiple Invoices
568487	07/24/2025	B & F CONSTRUCTION C	1,593.75	FDK construction inspections #21114
568488	07/24/2025	BUILDING WINGS, LLC	7,007.86	Software Licensing
568489	07/24/2025	BUSINESS SOLVER	41.25	July service fees
568490	07/24/2025	CAROLINA BIOLOGICAL	9,412.20	Science Pilot Hadley
568491	07/24/2025	CLARE WOODS ACADEMY	9,518.16	Outplacement Tuition - 2025 ESY
568492	07/24/2025	CLIENTFIRST CONSULTI	1,017.50	Client First PON Consulting Invoice# 18415
568493	07/24/2025	COMCAST	49.75	WIFI 07/05-08/04/25
568494	07/24/2025	CONSOLIDATED FLOORIN	49,915.00	FOREST GLEN ES CLASSROOMS 2025
568495	07/24/2025	COOKS RESTAURANT EQU	19,452.52	COMBI OVEN, ELECTRIC W/ INSTALL
568496	07/24/2025	CRICK SOFTWARE, INC	29,700.00	Unlimited Use - 3 year subscription
568497	07/24/2025	CRISIS PREVENTION IN	4,893.50	Professional Development Workbooks
568498	07/24/2025	CUMMINS SALES AND SE	1,476.23	Multiple Invoices
568499	07/24/2025	DIDAX CORP	1,255.97	Multiple Invoices
568500	07/24/2025	DIRECT ENERGY BUSINE	20,046.17	Multiple Invoices
568501	07/24/2025	EMBRACE EDUCATION	600.70	Embrace DS Service Billing
568502	07/24/2025	EXTRA SPACE STORAGE	1,151.00	STORAGE RENTAL #1019
568503	07/24/2025	EXTRA SPACE STORAGE	934.00	STORAGE RENTAL #1033
568504	07/24/2025	FRANCZEK RADELET	3,683.00	June 2025 Billing
568505	07/24/2025	GLENBARD TWP HS DIST	1,430.13	TRANSFER OF PUSHCOIN FUNDS
568506	07/24/2025	GLENOAKS SCHOOL - PH	4,680.54	TUITION - JUN 2025 BILLING
568507	07/24/2025	HOUGHTON MIFFLIN HAR	28,330.79	HMH Materials CSO
568508	07/24/2025	HYDE PARK DAY SCHOOL	7,985.10	Outplacement Tuition
568509	07/24/2025	IASA DUPAGE DIVISION	150.00	2025-2026 Dues -J. McHugh
568510	07/24/2025	IDENTITY GRAPHICS, L	7,356.25	Multiple Invoices
568511	07/24/2025	ILLINOIS ASSN OF SCH	2,839.00	Multiple Invoices
568512	07/24/2025	ILLINOIS STATE POLIC	297.00	June background checks
568513	07/24/2025	LAB AIDS INC	2,932.00	AEC Materials
568514	07/24/2025	LANGUAGE LINE SERVIC	79.05	Language Line Services for June
568515	07/24/2025	LESSONPIX INC	1,377.00	Group User License Renewal
568516	07/24/2025	LITTLE FRIENDS INC	7,098.00	Multiple Invoices
568517	07/24/2025	MASTERLIBRARY LLC	2,070.00	MasterLibrary ML Schedules Renewal 25-26 Invoice# 25-14871
568518	07/24/2025	MCGRAW HILL LLC	4,194.36	Multiple Invoices
568519	07/24/2025	MONARCH RENOVATION I	581.26	5 ELECTRONIC LOCKS W/ USER CARDS & MGMT CARDS
568520	07/24/2025	NEXTERA ENERGY SERVI	264.11	GAS 06/01-06/30/2025

CHECK CHECK			INVOICE	
NUMBER	DATE	VENDOR	AMOUNT	DESCRIPTION
568521	07/24/2025	NICOR GAS	1,901.63	Multiple Invoices
568522	07/24/2025	OFFICE DEPOT	219.14	Multiple Invoices
568525	07/24/2025	OLIVE GROVE LANDSCAP	70,191.50	Multiple Invoices
568526	07/24/2025	[REDACTED]	164.50	REFUND OF FEE BALANCE (PUSHCOIN)
568527	07/24/2025	OPENTEXT	110.82	OpenText June 2025 Invoice# 2507870717
568528	07/24/2025	ORKIN LLC	1,938.00	Multiple Invoices
568529	07/24/2025	OTIS ELEVATOR INC	2,001.80	Multiple Invoices
568530	07/24/2025	PACE SYSTEMS INC	7,846.64	Juniper CSO Core Switch Quote# 597835
568531	07/24/2025	PEARSON	9,595.95	Assessment Forms for Psychologists
568532	07/24/2025	PORTER PIPE	141.24	Multiple Invoices
568533	07/24/2025	QUEST FOOD MANAGEMEN	16,325.97	FOOD SERVICE - JUN
568534	07/24/2025	QUINLAN & FABISH MUS	146.48	Special Ed Instrurment Assist
568535	07/24/2025	RENAISSANCE LEARNING	1,568.46	Software subscription and training
568536	07/24/2025	ROSCOE CO	307.66	MOP SERVICE 07/11
568537	07/24/2025	RUSH DAY SCHOOL	7,031.50	Outplacement Tuition
568538	07/24/2025	SCHOOL SPECIALTY, LL	5,696.52	Kidney tables
568539	07/24/2025	SHERWIN WILLIAMS CO	401.58	Multiple Invoices
568540	07/24/2025	SLP TOOLKIT LLC	2,475.00	Online Subscription to SLP Toolkit
568541	07/24/2025	SPECIALIZED EDUCATIO	2,214.94	Outplacement Tuition - 2024-2025 ESY
568542	07/24/2025	STAPLES ADVANTAGE	146.36	office supplies
568543	07/24/2025	SUMMIT SCHOOL	7,728.96	Outplacement Tuition
568544	07/24/2025	TEACHING STRATEGIES	4,451.40	Preschool Assessments
568545	07/24/2025	THE DIGITAL SLP, LLC	2,148.00	Subscription Renewal
568546	07/24/2025	THE GRAPHIC EDGE LLC	2,903.21	Multiple Invoices
568547	07/24/2025	UNITED RADIO COMMUNI	50.00	CH - REPROGRAM 16 XPR-3500'S
568548	07/24/2025	UPRIGHT CONSTRUCTION	1,450.00	BF INTERIOR PAINTING
568549	07/24/2025	VETERANS FLOORS INC	6,615.00	Floor and stage refinishing at Hadley invoice 2946
568550	07/24/2025	VILLA PARK ELECTRIC	114.50	WHIP 3 WIRE X 6FT 14-3
568551	07/24/2025	VT SERVICES INC	365.00	Chromebook/iPad repairs Invoice# 210816
568552	07/24/2025	WAREHOUSE DIRECT	834.24	Multiple Invoices
568553	07/24/2025	WASTE MANAGEMENT WES	3,163.43	DISPOSAL SERVICES - JUL
568554	07/24/2025	WHEATON COLLEGE	433.35	8th grade graduation - Police Services
568555	07/24/2025	WIGHT & COMPANY	51,573.50	FDK CENTER - CH
568556	07/24/2025	WILSON LANGUAGE TRAI	1,075.60	Multiple Invoices
568557	07/24/2025	WINDOW FILM DEPOT, I	2,368.00	3M-Security - ULTRA S800; 3M-IPA
568558	07/24/2025	AMAZON CAPITAL SERVI	3,446.62	Multiple Invoices
202500009	07/15/2025	ILL MUNICIPAL RETIRE	26,875.25	Multiple Invoices
202500010	07/15/2025	ILLINOIS DEPT OF REV	12,544.88	Multiple Invoices
202500011	07/15/2025	INTERNAL REV SERVICE	58,898.71	Multiple Invoices
202500012	07/15/2025	T H I S	1,582.39	Multiple Invoices
202500013	07/15/2025	TEACHERS RETIREMENT	9,655.44	Multiple Invoices
202500014	07/15/2025	OMNI	5,188.47	Multiple Invoices
202500015	07/15/2025	WEBSTER BANK, N.A.	966.27	Multiple Invoices
202500016	07/10/2025	CSG FORTE PAYMENTS,	214.42	MONTHLY FEE - JUN
202500018	07/22/2025	TEACHERS RETIREMENT	1,175.51	Adjustmetns - FLEX BEN

CHECK CHECK			INVOICE	
<u>NUMBER</u>	<u>DATE</u>	<u>VENDOR</u>	<u>AMOUNT</u>	<u>DESCRIPTION</u>
202500019	07/22/2025	TEACHERS RETIREMENT	1,613.49	Adjustmetns - FLEX BEN (APs)
202500020	07/22/2025	TEACHERS RETIREMENT	27,818.94	Adjustmetns - FLEX BEN (FY25 catchup)
Totals for checks			653,383.75	

FUND SUMMARY

<u>FUND</u>	<u>DESCRIPTION</u>	<u>BALANCE SHEET</u>	<u>REVENUE</u>	<u>EXPENSE</u>	<u>TOTAL</u>
10	Education Fund	52,742.76	1,594.63	291,653.36	345,990.75
20	Operations & Maintenance Fund	32,571.05	0.00	139,807.18	172,378.23
40	Transportation Fund	35.37	0.00	707.25	742.62
50	Social Security/Medicare Fund	14,706.05	0.00	0.00	14,706.05
51	Ill Municipal Retirement Fund	16,483.85	0.00	0.00	16,483.85
60	Capital Projects Fund	0.00	0.00	103,082.25	103,082.25
***	Fund Summary Totals ***	116,539.08	1,594.63	535,250.04	653,383.75

\*\*\*\*\* End of report \*\*\*\*\*

**School District Payment Order**

The Treasurer of Glen Ellyn School District 41 in DuPage County, has paid or shall pay to the order of the attached list of vendors for accounts payable and payroll liability checks the sum of \$4,908,038.99 for the period of July 25, 2025 through August 7, 2025.

This order authorizes the Treasurer to pay board-approved bills before the meeting minutes are officially approved.

By order of the School Board of Glen Ellyn District 41.

Order Date: August 18, 2025

\_\_\_\_\_  
President

\_\_\_\_\_  
Secretary

CHECK CHECK			INVOICE	
NUMBER	DATE	VENDOR	AMOUNT	DESCRIPTION
568409	07/29/2025	IDENTITY GRAPHICS, L	-13,069.00	Multiple Invoices
568559	07/29/2025	IDENTITY GRAPHICS, L	13,069.00	Multiple Invoices
568560	07/30/2025	ACTIVE INTERNET TECH	150.00	FinalSite Change Order (file download) Invoice# INV087612
568561	07/30/2025	ARMBRUST PLUMBING IN	880.00	CH - REPAIR SOAP DEVICE IN 115C
568562	07/30/2025	AUTOMATIC BUILDING C	5,255.00	ABC trouble troubleshooting HVAC communication issue due to the tech switching project
568563	07/30/2025	BARR MECHANICAL SALE	5,353.50	UNITRONICS 7" TOUCH SCREEN, INSTALLATION, SOFTWARE UPGRADES, LABOR & TRAVEL
568564	07/30/2025	BATTERIES PLUS	78.90	6V LITHIUM 223 - QTY 6
568565	07/30/2025	BAUMANN CONSULTING	2,000.00	FDK PROJECT SERVICES THROUGH 07/31/2025
568566	07/30/2025	CGMT, INC.	4,102.50	Construction material testing FDK
568567	07/30/2025	COMMONWEALTH EDISON	129.64	CH ELECTRIC 06/12-07/14/25
568568	07/30/2025	DIRECT ENERGY BUSINE	10,578.72	Multiple Invoices
568569	07/30/2025	ELIM CHRISTIAN SERVI	8,758.35	Outplacement Tuition - July 2025 - ESY
568570	07/30/2025	EVERYDAY SPEECH LLC	11,519.81	Subscription Licensing for the year
568571	07/30/2025	FOLLETT CONTENT SOLU	349.72	supplemental library books
568572	07/30/2025	ILLINOIS STATE POLIC	135.00	March background checks
568573	07/30/2025	IXL LEARNING INC.	187,031.25	IXL Renewal 25-28 Quote# 1381309-1
568574	07/30/2025	LAUREATE DAY SCHOOL	10,298.70	Outplacement Tuition - 2025 ESY
568575	07/30/2025	NICOR GAS	158.75	Multiple Invoices
568576	07/30/2025	ORKIN LLC	1,424.00	Multiple Invoices
568577	07/30/2025	PERFORMANCE SERVICES	766,585.24	FG PROJECT 20P-K24-3779
568578	07/30/2025	PROFESSIONAL PAVING	7,500.00	Additional concrete and labor for stair replacement at Hadley.
568579	07/30/2025	SHERWIN WILLIAMS CO	650.02	Multiple Invoices
568580	07/30/2025	SHRED-IT	955.07	JUL DISPOSAL
568581	07/30/2025	SLP TOOLKIT LLC	225.00	Yearly Subscription
568582	07/30/2025	STUDIES WEEKLY, INC.	134,771.75	Social Studies Materials
568583	07/30/2025	T-MOBILE	544.11	CELL PHONES 05/21-06/20/25
568584	07/30/2025	TEACHING STRATEGIES	11,940.00	Digital curriculum renewal
568585	07/30/2025	TLC SWAG LLC	775.00	CARHARTT POCKET SHORT SLEEVE T-SHIRTS
568586	07/30/2025	TRANE	931.00	HVAC REPAIR
568587	07/30/2025	WAREHOUSE DIRECT	79.92	CUSTODIAL SUPPLIES
568588	07/30/2025	AMAZON CAPITAL SERVI	9,870.22	Multiple Invoices
568589	07/31/2025	AFSCME	800.73	Payroll accrual
568590	08/07/2025	ARMBRUST PLUMBING IN	6,910.06	Multiple Invoices
568591	08/07/2025	BREEZY HILL NURSERY	168,210.00	FQC #576 PAYMENT #14
568592	08/07/2025	C.R. SCHMIDT INC	39,438.00	FQC #576 PAYMENT #14
568593	08/07/2025	CAREY ELECTRIC CONTR	343,474.00	FQC #576 PAYMENT #14
568594	08/07/2025	COLLINS-DOWDEN, MICH	1,200.00	Commission - "Blues Control" - Grade 2 Jazz Ensemble
568595	08/07/2025	COMMERCIAL MECHANICA	12,623.00	FQC #576 PAYMENT #14
568596	08/07/2025	██████████	10.05	PUSHCOIN REFUND
568597	08/07/2025	CORRECT ELECTRIC	8,502.50	Multiple Invoices

CHECK CHECK			INVOICE	
NUMBER	DATE	VENDOR	AMOUNT	DESCRIPTION
568598	08/07/2025	CRISIS PREVENTION IN	200.00	Annual Membership Dues
568599	08/07/2025	DOHERTY CONSTRUCTION	33,219.00	FQC #576 PAYMENT #14
568600	08/07/2025	E&K OF CHICAGO INC	85,416.00	FQC #5765 PAYMENT #14
568601	08/07/2025	ELENS & MAICHIN ROOF	118,782.00	FQC #576 PAYMENT #14
568602	08/07/2025	ENCYCLOPEDIA BRITTAN	2,626.00	Britannica/Image Quest renewal 25-26 Quote# Q-93536-1
568603	08/07/2025	FOLLETT CONTENT SOLU	476.23	supplementary books for CH
568604	08/07/2025	FQC	116,820.00	FQC #576 PAYMENT #14
568605	08/07/2025	FRANCZEK RADELET	173.85	PROPERTY TAX APPEAL SUPPORT
568606	08/07/2025	G.P. MAINTENANCE SER	26,496.00	FQC #576 PAYMENT #14
568607	08/07/2025	GIANT STEPS	15,804.58	Outplacement Tuiton - July 2025 - ESY
568608	08/07/2025	GREAT MINDS PBC	95,887.23	Multiple Invoices
568609	08/07/2025	HARGRAVE BUILDERS IN	151,799.00	FQC #576 PAYMENT #14
568610	08/07/2025	HOUGHTON MIFFLIN HAR	445,051.80	Multiple Invoices
568611	08/07/2025	HYDE PARK DAY SCHOOL	14,373.18	Outplacement Tuition - July 2025 ESY
568612	08/07/2025	IAASE	2,705.00	Multiple Invoices
568613	08/07/2025	IDENTATRONICS C/O BA	1,083.64	ID badge cards
568614	08/07/2025	JOHNSON CONTROLS FIR	51,988.00	Material deposit for Valcom intercom system at AL
568615	08/07/2025	K & K IRON WORKS LLC	50,580.00	FQC #5756 PAYMENT #14
568616	08/07/2025	KAGAN & GAINES INC	1,000.00	BASS REPAIRS (9) FOR RITA FEUERBORN
568617	08/07/2025	KANE COUNTY EXCAVATI	448,446.00	Multiple Invoices
568618	08/07/2025	KESSOR ENTER dba S.L	8,378.00	FQC #576 PAYMENT #14
568619	08/07/2025	KONICA MINOLTA BUSIN	4,086.00	Multiple Invoices
568620	08/07/2025	LAKESHORE LEARNING M	5,313.00	Student Assessment Subscription
568621	08/07/2025	LANGUAGE DYNAMICS GR	777.72	KG Center - Speech Dept Supplies
568622	08/07/2025	MONARCH RENOVATION I	976.46	HD - 8 ELECTRONIC LOCKS W/ USER CARDS & MGMT CARDS
568623	08/07/2025	NELCO	1,680.76	Forms and Envelopes for Tax forms
568624	08/07/2025	NELSON FIRE PROTECTI	40,275.00	FQC #576 PAYMENT #14
568625	08/07/2025	PARKWAY FORMING	100,605.00	FQC #476 PAYMENT #14
568626	08/07/2025	PARTITION PROS	1,153.00	Annual BB goal inspections #4225
568627	08/07/2025	PORTER PIPE	50.00	DAILY RENTAL CHARGE
568628	08/07/2025	PRIME ARCHITECTURAL	24,260.00	FQC #576 PAYMENT #14
568629	08/07/2025	PUSHCOIN	2,721.60	MONTHLY FEES - JUL
568630	08/07/2025	QUINLAN & FABISH MUS	639.95	18" SYMPHONIC VIENNESE TONE CYMBALS
568631	08/07/2025	RAPTOR	3,475.00	Raptor Renewal 25-26 Renewal# 117508
568632	08/07/2025	RENAISSANCE LEARNING	632.96	Renaissance Learning System Management Workshop/Migration Fee Invoice# INV5570147
568633	08/07/2025	SHERWIN WILLIAMS CO	474.67	Multiple Invoices
568634	08/07/2025	SMARTPASS INC.	4,358.50	SmartPass Renewal 25-26 Quote# 20250722-235316008
568635	08/07/2025	SWEETWATER	598.00	Ukuleles for music class instruction, grades 3-5
568636	08/07/2025	TERRA SERVICES, INC.	38,973.00	FQC #576 PAYMENT #14

CHECK CHECK			INVOICE	
NUMBER	DATE	VENDOR	AMOUNT	DESCRIPTION
568637	08/07/2025	THE COVE SCHOOL	11,552.00	Outplacement Tuition - July 2025 ESY
568638	08/07/2025	THE GRAPHIC EDGE LLC	4,112.34	KG swag for opening day
568639	08/07/2025	TROCH-MCNEIL PAVING	217,999.00	FQC #576 PAYMENT #14
568640	08/07/2025	TSI COMMERCIAL FLOOR	20,819.00	FQC #576 PAYMENT #14
568641	08/07/2025	VT SERVICES INC	85.00	Chromebook repairs Invoice# 210840
568642	08/07/2025	WAREHOUSE DIRECT	2,551.41	Multiple Invoices
568643	08/07/2025	WEST CHICAGO ELEMENT	134.52	HOMELESS TRANSPORTATION
568644	08/07/2025	WIESBROOK SHEET META	64,516.00	FQC #576 PAYMENT #14
568645	08/07/2025	AMAZON CAPITAL SERVI	481.85	Multiple Invoices
202500017	07/15/2025	BMO MASTERCARD	20,161.22	BMO STATEMENT 06/20
202500021	07/31/2025	ILL MUNICIPAL RETIRE	24,060.91	Multiple Invoices
202500022	07/31/2025	ILLINOIS DEPT OF REV	12,034.39	Multiple Invoices
202500023	07/31/2025	INTERNAL REV SERVICE	54,676.13	Multiple Invoices
202500024	07/31/2025	T H I S	1,591.76	Multiple Invoices
202500025	07/31/2025	TEACHERS RETIREMENT	9,712.65	Multiple Invoices
202500026	07/31/2025	OMNI	5,604.53	Multiple Invoices
202500027	07/31/2025	WEBSTER BANK, N.A.	967.93	Multiple Invoices
202500028	08/01/2025	EYEMED	5,035.98	VISION - AUG 2025
202500029	08/01/2025	RELIANCE STANDARD LI	4,882.95	AUG - LONG TERM DISABILTIY
202500030	08/01/2025	RELIANCE STANDARD LI	435.71	AUG - VOL LONG TERM DISABILITY
202500031	08/01/2025	EDUCATIONAL BENEFIT	770,041.55	MEDICAL, DENTAL, LIFE, AD&D
202500032	08/05/2025	TEACHERS RETIREMENT	1,175.51	Adjustments - FLEX BEN
202500033	08/05/2025	ILL MUNICIPAL RETIRE	0.61	VARIANCE - ROUNDING JULY 2025
202500034	08/06/2025	ILLINOIS DEPT EMPLOY	3,913.00	UNEMPLOYMENT
202500035	08/05/2025	T H I S	4,479.40	EMPLOYER PAY INSURANCE
202500036	07/28/2025	WEBSTER BANK, N.A.	458.00	SERVICE FEES - DCA, FSA
Totals for checks			4,908,038.99	

FUND SUMMARY

<u>FUND</u>	<u>DESCRIPTION</u>	<u>BALANCE SHEET</u>	<u>REVENUE</u>	<u>EXPENSE</u>	<u>TOTAL</u>
10	Education Fund	774,382.48	10.05	1,009,842.23	1,784,234.76
20	Operations & Maintenance Fund	85,544.94	0.00	117,459.21	203,004.15
40	Transportation Fund	377.42	0.00	134.52	511.94
50	Social Security/Medicare Fund	13,848.64	0.00	0.00	13,848.64
51	Ill Municipal Retirement Fund	15,691.74	0.00	0.61	15,692.35
60	Capital Projects Fund	0.00	0.00	2,890,747.15	2,890,747.15
***	Fund Summary Totals ***	889,845.22	10.05	4,018,183.72	4,908,038.99

\*\*\*\*\* End of report \*\*\*\*\*

# Account Statement

Reporting Period: 05/21/2025 -- 06/20/2025

## Account Information

<b>Name</b>	Billing Account 022636	<b>Corporation</b>	Glen Ellyn Sch Dist 41
<b>Employee ID</b>	██████████	<b>Account Status</b>	Open

## Statement Highlights

<b>Statement Date (MM/DD/YYYY)</b>	06/20/2025	<b>Currency</b>	US Dollar
<b>Account #</b>	██████████	<b>Payment Due Date (MM/DD/YYYY)</b>	07/17/2025
<b>Account Limit</b>	50,000.00	<b>Minimum Payment</b>	20,161.22
<b>Account Balance</b>	20,161.22		

\* Balance for this account includes transactions incurred by individual card accounts

Tran ID	Post Date	Tran Date	MCC	Description	Auth #	Customer Code	Split	Tax	Total Tax	Amount
<b>Memo</b>										
<b>General Ledger Codes</b>										
593137365	05/26/2025	05/26/2025		AUTOMATIC PYMT RECEIVED			N			-37,986.23

Transaction Count: 1

## Statement Summary

<b>Purchases</b>	20,161.22	<b>Fees</b>	0.00	<b>Payments</b>	-37,986.23	<b>Previous Balance</b>	37,986.23
<b>Cash Advances</b>	0.00			<b>Adjustments</b>	0.00	<b>Total Credits</b>	-37,986.23
<b>Other Charges</b>	0.00					<b>Total Debits</b>	20,161.22
						<b>New Account Balance</b>	20,161.22

# Account Statement

Reporting Period: 05/21/2025 -- 06/20/2025

## Account Information

<b>Name</b>	Bruno, David	<b>Corporation</b>	Glen Ellyn Sch Dist 41
<b>Employee ID</b>	████	<b>Account Status</b>	Open

## Statement Highlights

<b>Statement Date (MM/DD/YYYY)</b>	06/20/2025	<b>Currency</b>	US Dollar
<b>Account #</b>	████████████████		
<b>Account Limit</b>	5,000.00		
<b>Account Balance</b>	299.91		

Tran ID	Post Date	Tran Date	MCC	Description	Auth #	Customer Code	Split	Tax	Total Tax	Amount
<b>Memo</b>										
<b>General Ledger Codes</b>										
593287044	05/26/2025	05/23/2025	9402	USPS PO 1631310138 GLEN ELLYN IL	087865	None	N		0.00	9.35
596799147	06/13/2025	06/12/2025	5943	STAPLES 00118950 GLEN ELLYN IL	045436	000261181	N		3.09	40.56
597614940	06/18/2025	06/17/2025	8999	IN ILLINOIS ASSOCIATI 630-3382120 IL	026407		N	SST	14.71 (e)	250.00
								CST	0.00 (e)	
								LST	0.00 (e)	

Transaction Count: 3

# Account Statement

Reporting Period: 05/21/2025 -- 06/20/2025

## Statement Summary

<b>Purchases</b>	299.91	<b>Fees</b>	0.00	<b>Payments</b>	0.00	<b>Previous Balance</b>	0.00
<b>Cash Advances</b>	0.00			<b>Adjustments</b>	0.00	<b>Total Credits</b>	0.00
<b>Other Charges</b>	0.00					<b>Total Debits</b>	299.91
						<b>New Account Balance</b>	299.91

# Account Statement

Reporting Period: 05/21/2025 -- 06/20/2025

## Account Information

<b>Name</b>	Burke, Jeffrey	<b>Corporation</b>	Glen Ellyn Sch Dist 41
<b>Employee ID</b>	██████████	<b>Account Status</b>	Open

## Statement Highlights

<b>Statement Date (MM/DD/YYYY)</b>	06/20/2025	<b>Currency</b>	US Dollar
<b>Account #</b>	██████████		
<b>Account Limit</b>	1,000.00		
<b>Account Balance</b>	425.00		

Tran ID	Post Date	Tran Date	MCC	Description	Auth #	Customer Code	Split	Tax	Total Tax	Amount	
					<b>General Ledger Codes</b>						
597752561	06/19/2025	06/18/2025	8299	REG OFFICE OF EDUC P WHEATON IL	008913	1725828	N	SST	24.59 (e)	31.48 (e)	425.00
								CST	3.94 (e)		
								LST	2.95 (e)		

Transaction Count: 1

## Statement Summary

<b>Purchases</b>	425.00	<b>Fees</b>	0.00	<b>Payments</b>	0.00	<b>Previous Balance</b>	0.00
<b>Cash Advances</b>	0.00			<b>Adjustments</b>	0.00	<b>Total Credits</b>	0.00
<b>Other Charges</b>	0.00					<b>Total Debits</b>	425.00
						<b>New Account Balance</b>	425.00

# Account Statement

Reporting Period: 05/21/2025 -- 06/20/2025

**Account Information**

<b>Name</b>	Devine, Robert	<b>Corporation</b>	Glen Ellyn Sch Dist 41
<b>Employee ID</b>	██████████	<b>Account Status</b>	Open

**Statement Highlights**

<b>Statement Date (MM/DD/YYYY)</b>	06/20/2025	<b>Currency</b>	US Dollar
<b>Account #</b>	██████████		
<b>Account Limit</b>	4,000.00		
<b>Account Balance</b>	368.92		

Tran ID	Post Date	Tran Date	MCC	Description	Auth #	Customer Code	Split	Tax	Total Tax	Amount
Memo	General Ledger Codes									
592473763	05/21/2025	05/20/2025	9402	USPS PO 1631310138 GLEN ELLYN IL	045973	None	N		0.00	9.35
-----										
594565190	05/30/2025	05/28/2025	5992	THE GREEN BRANCH GLEN ELLYN IL	060883		N	SST	14.08 (e)	241.00
								CST	0.00 (e)	
								LST	1.69 (e)	15.77 (e)
-----										
595442049	06/05/2025	06/03/2025	5200	MENARDS GLENDALE HEIGH GLENDALE HEIG IL	038627		N		0.00	8.29
-----										
595442048	06/05/2025	06/03/2025	5542	SHELL OIL 57444090401 GLEN ELLYN IL	018510		N		2.85	37.43

# Account Statement

Reporting Period: 05/21/2025 -- 06/20/2025

Tran ID	Post Date	Tran Date	MCC	Description	Auth #	Customer Code	Split	Tax	Total Tax	Amount
Memo					General Ledger Codes					
595442050	06/05/2025	06/04/2025	9402	USPS PO 1631310138 GLEN ELLYN IL	046625	None	N		0.00	10.50
-----										
595781337	06/06/2025	06/04/2025	5200	MENARDS GLENDALE HEIGH GLENDALE HEIG IL	036779	00	N		0.00	33.16
-----										
596579086	06/12/2025	06/11/2025	5251	LENS ACE HDWE GLEN ELLYN IL	057248	650231	N	SST	0.84 (e)	14.39
								CST	0.00 (e)	
								LST	0.10 (e)	
-----										
596579010	06/12/2025	06/11/2025	9402	USPS PO 1631310138 GLEN ELLYN IL	076990	None	N		0.00	14.80

Transaction Count: 8

## Statement Summary

<b>Purchases</b>	368.92	<b>Fees</b>	0.00	<b>Payments</b>	0.00	<b>Previous Balance</b>	0.00
<b>Cash Advances</b>	0.00			<b>Adjustments</b>	0.00	<b>Total Credits</b>	0.00
<b>Other Charges</b>	0.00					<b>Total Debits</b>	368.92
						<b>New Account Balance</b>	368.92

# Account Statement

Reporting Period: 05/21/2025 -- 06/20/2025

## Account Information

<b>Name</b>	Diveley, Stephen	<b>Corporation</b>	Glen Ellyn Sch Dist 41
<b>Employee ID</b>	██████████	<b>Account Status</b>	Open

## Statement Highlights

<b>Statement Date (MM/DD/YYYY)</b>	06/20/2025	<b>Currency</b>	US Dollar
<b>Account #</b>	██████████		
<b>Account Limit</b>	10,000.00		
<b>Account Balance</b>	272.60		

Tran ID	Post Date	Tran Date	MCC	Description	Auth #	Customer Code	Split	Tax	Total Tax	Amount
<b>Memo</b>										
<b>General Ledger Codes</b>										
594919861	06/02/2025	05/30/2025	5999	MIDWEST AWARDS AURORA IL	016681	PO 150210760553	N		20.78	272.60

Transaction Count: 1

## Statement Summary

<b>Purchases</b>	272.60	<b>Fees</b>	0.00	<b>Payments</b>	0.00	<b>Previous Balance</b>	0.00
<b>Cash Advances</b>	0.00			<b>Adjustments</b>	0.00	<b>Total Credits</b>	0.00
<b>Other Charges</b>	0.00					<b>Total Debits</b>	272.60
						<b>New Account Balance</b>	272.60

# Account Statement

Reporting Period: 05/21/2025 -- 06/20/2025

## Account Information

<b>Name</b>	Guzzetti, Robert	<b>Corporation</b>	Glen Ellyn Sch Dist 41
<b>Employee ID</b>	██████████	<b>Account Status</b>	Open

## Statement Highlights

<b>Statement Date (MM/DD/YYYY)</b>	06/20/2025	<b>Currency</b>	US Dollar
<b>Account #</b>	██████████		
<b>Account Limit</b>	5,000.00		
<b>Account Balance</b>	117.04		

Tran ID	Post Date	Tran Date	MCC	Description	Auth #	Customer Code	Split	Tax	Total Tax	Amount
<b>Memo</b>										
<b>General Ledger Codes</b>										
593286967	05/26/2025	05/23/2025	5310	WALMART.COM 800-925-6278 AR	024452		N	SST	7.08 (e)	117.04
								CST	0.00 (e)	
								LST	1.09 (e)	
									8.17 (e)	

Transaction Count: 1

## Statement Summary

<b>Purchases</b>	117.04	<b>Fees</b>	0.00	<b>Payments</b>	0.00	<b>Previous Balance</b>	0.00
<b>Cash Advances</b>	0.00			<b>Adjustments</b>	0.00	<b>Total Credits</b>	0.00
<b>Other Charges</b>	0.00					<b>Total Debits</b>	117.04
						<b>New Account Balance</b>	117.04

# Account Statement

Reporting Period: 05/21/2025 -- 06/20/2025

**Account Information**

<b>Name</b>	Jansen, Elizabeth	<b>Corporation</b>	Glen Ellyn Sch Dist 41
<b>Employee ID</b>	██████	<b>Account Status</b>	Open

**Statement Highlights**

<b>Statement Date (MM/DD/YYYY)</b>	06/20/2025	<b>Currency</b>	US Dollar
<b>Account #</b>	████████████████		
<b>Account Limit</b>	5,000.00		
<b>Account Balance</b>	36.84		

Tran ID	Post Date	Tran Date	MCC	Description	Auth #	Customer Code	Split	Tax	Total Tax	Amount
<b>Memo</b>										
<b>General Ledger Codes</b>										
594919858	06/02/2025	05/31/2025	4121	UBER TRIP 8005928996 CA	020145	GFLWFOPZ	N		0.00	12.94
594919859	06/02/2025	05/31/2025	4121	UBER TRIP 8005928996 CA	020349	XALWMIRH	N		0.00	9.98
594919860	06/02/2025	06/01/2025	4121	UBER TRIP 8005928996 CA	044359	XALWMIRH	N		0.00	3.00
595981343	06/09/2025	06/08/2025	4121	UBER TRIP 8005928996 CA	044063	AGHPFSOL	N		0.00	10.92

Transaction Count: 4

# Account Statement

Reporting Period: 05/21/2025 -- 06/20/2025

## Statement Summary

<b>Purchases</b>	36.84	<b>Fees</b>	0.00	<b>Payments</b>	0.00	<b>Previous Balance</b>	0.00
<b>Cash Advances</b>	0.00			<b>Adjustments</b>	0.00	<b>Total Credits</b>	0.00
<b>Other Charges</b>	0.00					<b>Total Debits</b>	36.84
						<b>New Account Balance</b>	36.84

# Account Statement

Reporting Period: 05/21/2025 -- 06/20/2025

## Account Information

<b>Name</b>	Kanter, Amanda	<b>Corporation</b>	Glen Ellyn Sch Dist 41
<b>Employee ID</b>	██████	<b>Account Status</b>	Open

## Statement Highlights

<b>Statement Date (MM/DD/YYYY)</b>	06/20/2025	<b>Currency</b>	US Dollar
<b>Account #</b>	████████████████		
<b>Account Limit</b>	1,000.00		
<b>Account Balance</b>	590.00		

Tran ID	Post Date	Tran Date	MCC	Description	Auth #	Customer Code	Split	Tax	Total Tax	Amount
Memo	General Ledger Codes									
594215670	05/29/2025	05/28/2025	8299	BUREAU OF EDUCATION AN BELLEVUE WA	073650	28148930737	N		0.00	295.00
594215594	05/29/2025	05/28/2025	8299	BUREAU OF EDUCATION AN BELLEVUE WA	010962	28148930737	N		0.00	295.00

Transaction Count: 2

## Statement Summary

<b>Purchases</b>	590.00	<b>Fees</b>	0.00	<b>Payments</b>	0.00	<b>Previous Balance</b>	0.00
<b>Cash Advances</b>	0.00			<b>Adjustments</b>	0.00	<b>Total Credits</b>	0.00
<b>Other Charges</b>	0.00					<b>Total Debits</b>	590.00
						<b>New Account Balance</b>	590.00

# Account Statement

Reporting Period: 05/21/2025 -- 06/20/2025

## Account Information

<b>Name</b>	Klespitz, Scott	<b>Corporation</b>	Glen Ellyn Sch Dist 41
<b>Employee ID</b>	██████████	<b>Account Status</b>	Open

## Statement Highlights

<b>Statement Date (MM/DD/YYYY)</b>	06/20/2025	<b>Currency</b>	US Dollar
<b>Account #</b>	██████████		
<b>Account Limit</b>	5,000.00		
<b>Account Balance</b>	560.00		

Tran ID	Post Date	Tran Date	MCC	Description	Auth #	Customer Code	Split	Tax	Total Tax	Amount
<b>Memo</b>					<b>General Ledger Codes</b>					
594565191	05/30/2025	05/29/2025	5499	SQ DAIRY QUEEN LOMBARD IL	098122	00023058430221397	N		49.61	560.00

Transaction Count: 1

## Statement Summary

<b>Purchases</b>	560.00	<b>Fees</b>	0.00	<b>Payments</b>	0.00	<b>Previous Balance</b>	0.00
<b>Cash Advances</b>	0.00	<b>Adjustments</b>		<b>Total Credits</b>	0.00	<b>Total Debits</b>	560.00
<b>Other Charges</b>	0.00			<b>New Account Balance</b>			560.00

# Account Statement

Reporting Period: 05/21/2025 -- 06/20/2025

## Account Information

<b>Name</b>	Krehbiel, Erika	<b>Corporation</b>	Glen Ellyn Sch Dist 41
<b>Employee ID</b>	██████████	<b>Account Status</b>	Open

## Statement Highlights

<b>Statement Date (MM/DD/YYYY)</b>	06/20/2025	<b>Currency</b>	US Dollar
<b>Account #</b>	██████████		
<b>Account Limit</b>	5,000.00		
<b>Account Balance</b>	29.00		

Tran ID	Post Date	Tran Date	MCC	Description	Auth #	Customer Code	Split	Tax	Total Tax	Amount
<b>Memo</b>										
<b>General Ledger Codes</b>										
596376273	06/11/2025	06/11/2025	7333	STK SHUTTERSTOCK	8666633954 NY	098432	N	SST	1.69 (e)	29.00
								CST	0.00 (e)	
								LST	0.20 (e)	

Transaction Count: 1

## Statement Summary

<b>Purchases</b>	29.00	<b>Fees</b>	0.00	<b>Payments</b>	0.00	<b>Previous Balance</b>	0.00
<b>Cash Advances</b>	0.00			<b>Adjustments</b>	0.00	<b>Total Credits</b>	0.00
<b>Other Charges</b>	0.00					<b>Total Debits</b>	29.00
						<b>New Account Balance</b>	29.00

# Account Statement

Reporting Period: 05/21/2025 -- 06/20/2025

**Account Information**

<b>Name</b>	McHugh, Jeffrey	<b>Corporation</b>	Glen Ellyn Sch Dist 41
<b>Employee ID</b>	██████	<b>Account Status</b>	Open

**Statement Highlights**

<b>Statement Date (MM/DD/YYYY)</b>	06/20/2025	<b>Currency</b>	US Dollar
<b>Account #</b>	████████████████		
<b>Account Limit</b>	10,000.00		
<b>Account Balance</b>	8,250.29		

Tran ID	Post Date	Tran Date	MCC	Description	Auth #	Customer Code	Split	Tax	Total Tax	Amount
Memo	General Ledger Codes									
593287045	05/26/2025	05/24/2025	5734	OPENAI CHATGPT SUBSCR SAN FRANCISCO CA	091470		N		0.00	20.00
-----										
594565192	05/30/2025	05/29/2025	8299	SKYWARD USER GROUP NFP TINLEY PARK IL	089232		N		0.00	45.00
-----										
595197458	06/04/2025	06/02/2025	5411	JEWEL OSCO 0283 WHEATON IL	045266		N	SST	3.46 (e)	3.87 (e)
								CST	0.00 (e)	
								LST	0.41 (e)	
-----										

# Account Statement

Reporting Period: 05/21/2025 -- 06/20/2025

Tran ID	Post Date	Tran Date	MCC	Description	Auth #	Customer Code	Split	Tax	Total Tax	Amount
Memo					General Ledger Codes					
595197457	06/04/2025	06/03/2025	5947	THE MASTER TEACHER KS	7855390555 054494		N	SST	4.73 (e)	79.95
								CST	1.96 (e)	
								LST	0.51 (e)	
-----										
595981421	06/09/2025	06/05/2025	7399	PINSTRIPES - 4 OAK BRO IL	014573	nmogk@d41.org	N		100.18	1,335.78
-----										
595981420	06/09/2025	06/06/2025	8299	IASB SPRINGFIELD IL			N	SST	320.86 (e)	5,685.60
					036547			CST	179.68 (e)	
								LST	51.34 (e)	
-----										
596315903	06/10/2025	06/09/2025	9399	ARROWHEAD GOLF CLUB IL	047005		N		18.52	250.00
-----										
596799148	06/13/2025	06/12/2025	5812	FSP RESERVE 22 GLEN IL	034362		N	SST	45.26 (e)	774.80
								CST	0.00 (e)	
								LST	5.43 (e)	

Transaction Count: 8

# Account Statement

Reporting Period: 05/21/2025 -- 06/20/2025

## Statement Summary

<b>Purchases</b>	8,250.29	<b>Fees</b>	0.00	<b>Payments</b>	0.00	<b>Previous Balance</b>	0.00
<b>Cash Advances</b>	0.00			<b>Adjustments</b>	0.00	<b>Total Credits</b>	0.00
<b>Other Charges</b>	0.00					<b>Total Debits</b>	8,250.29
						<b>New Account Balance</b>	8,250.29

# Account Statement

Reporting Period: 05/21/2025 -- 06/20/2025

**Account Information**

<b>Name</b>	Peterman, Andrew	<b>Corporation</b>	Glen Ellyn Sch Dist 41
<b>Employee ID</b>	██████	<b>Account Status</b>	Open

**Statement Highlights**

<b>Statement Date (MM/DD/YYYY)</b>	06/20/2025	<b>Currency</b>	US Dollar
<b>Account #</b>	██████████████████		
<b>Account Limit</b>	5,000.00		
<b>Account Balance</b>	573.03		

Tran ID	Post Date	Tran Date	MCC	Description	Auth #	Customer Code	Split	Tax	Total Tax	Amount
<b>Memo</b>										
<b>General Ledger Codes</b>										
595197459	06/04/2025	06/03/2025	5734	1PASSWORD TORONTO ON	031596		N		0.00	19.95
-----										
595981422	06/09/2025	06/08/2025	4814	ZOOM.COM 888-799-9666 SAN JOSE CA	074148	A07963235	N		0.00	485.90
-----										
597486352	06/17/2025	06/16/2025	7372	BACKBLAZE INC SAN MATEO CA	000334		N	SST	3.92 (e)	4.40 (e)
								CST	0.00 (e)	
								LST	0.47 (e)	

Transaction Count: 3

# Account Statement

Reporting Period: 05/21/2025 -- 06/20/2025

## Statement Summary

<b>Purchases</b>	573.03	<b>Fees</b>	0.00	<b>Payments</b>	0.00	<b>Previous Balance</b>	0.00
<b>Cash Advances</b>	0.00			<b>Adjustments</b>	0.00	<b>Total Credits</b>	0.00
<b>Other Charges</b>	0.00					<b>Total Debits</b>	573.03
						<b>New Account Balance</b>	573.03

# Account Statement

Reporting Period: 05/21/2025 -- 06/20/2025

## Account Information

<b>Name</b>	Rodriguez, Sarah	<b>Corporation</b>	Glen Ellyn Sch Dist 41
<b>Employee ID</b>	██████████	<b>Account Status</b>	Open

## Statement Highlights

<b>Statement Date (MM/DD/YYYY)</b>	06/20/2025	<b>Currency</b>	US Dollar
<b>Account #</b>	██████████		
<b>Account Limit</b>	5,000.00		
<b>Account Balance</b>	60.00		

Tran ID	Post Date	Tran Date	MCC	Description	Auth #	Customer Code	Split	Tax	Total Tax	Amount
<b>Memo</b>					<b>General Ledger Codes</b>					
597963159	06/20/2025	06/19/2025	9399	ACT GLEN ELLYN PRK DST GLEN ELLYN IL	058032		N	SST	3.50 (e)	60.00
								CST	0.00 (e)	
								LST	0.42 (e)	
									3.93 (e)	

Transaction Count: 1

## Statement Summary

<b>Purchases</b>	60.00	<b>Fees</b>	0.00	<b>Payments</b>	0.00	<b>Previous Balance</b>	0.00
<b>Cash Advances</b>	0.00			<b>Adjustments</b>	0.00	<b>Total Credits</b>	0.00
<b>Other Charges</b>	0.00					<b>Total Debits</b>	60.00
						<b>New Account Balance</b>	60.00

# Account Statement

Reporting Period: 05/21/2025 -- 06/20/2025

## Account Information

<b>Name</b>	Scarmardo, David	<b>Corporation</b>	Glen Ellyn Sch Dist 41
<b>Employee ID</b>	██████████	<b>Account Status</b>	Open

## Statement Highlights

<b>Statement Date (MM/DD/YYYY)</b>	06/20/2025	<b>Currency</b>	US Dollar
<b>Account #</b>	██████████		
<b>Account Limit</b>	10,000.00		
<b>Account Balance</b>	503.31		

Tran ID	Post Date	Tran Date	MCC	Description	Auth #	Customer Code	Split	Tax	Total Tax	Amount
Memo	General Ledger Codes									
592756318	05/23/2025	05/21/2025	5542	CASEYS #6446 LOMBARD IL	072815		N	SST	6.16 (e)	107.50
								CST	1.97 (e)	
								LST	0.74 (e)	
-----										
592543086	05/22/2025	05/22/2025	7542	TOMMYS-EXPRESS HOLLAND MI	077583		N		0.00	34.99
-----										
594919779	06/02/2025	05/29/2025	5542	CASEYS #6446 LOMBARD IL	095346		N	SST	5.41 (e)	94.36
								CST	1.73 (e)	
								LST	0.65 (e)	
-----										

# Account Statement

Reporting Period: 05/21/2025 -- 06/20/2025

Tran ID	Post Date	Tran Date	MCC	Description	Auth #	Customer Code	Split	Tax	Total Tax	Amount	
Memo					General Ledger Codes						
595442047	06/05/2025	06/03/2025	5542	CASEYS #6446 LOMBARD IL	030934		N	SST	4.61 (e)	6.64 (e)	80.43
								CST	1.48 (e)		
								LST	0.55 (e)		
-----											
596579009	06/12/2025	06/10/2025	5542	CASEYS #6446 LOMBARD IL	045112		N	SST	5.19 (e)	7.47 (e)	90.43
								CST	1.66 (e)		
								LST	0.62 (e)		
-----											
597752485	06/19/2025	06/17/2025	5542	CASEYS #6446 LOMBARD IL	079256		N	SST	5.48 (e)	7.89 (e)	95.60
								CST	1.75 (e)		
								LST	0.66 (e)		

Transaction Count: 6

## Statement Summary

<b>Purchases</b>	503.31	<b>Fees</b>	0.00	<b>Payments</b>	0.00	<b>Previous Balance</b>	0.00
<b>Cash Advances</b>	0.00			<b>Adjustments</b>	0.00	<b>Total Credits</b>	0.00
<b>Other Charges</b>	0.00					<b>Total Debits</b>	503.31
						<b>New Account Balance</b>	503.31

# Account Statement

Reporting Period: 05/21/2025 -- 06/20/2025

**Account Information**

<b>Name</b>	Shermak, Timothy	<b>Corporation</b>	Glen Ellyn Sch Dist 41
<b>Employee ID</b>	████	<b>Account Status</b>	Open

**Statement Highlights**

<b>Statement Date (MM/DD/YYYY)</b>	06/20/2025	<b>Currency</b>	US Dollar
<b>Account #</b>	████████████████		
<b>Account Limit</b>	1,000.00		
<b>Account Balance</b>	457.47		

Tran ID	Post Date	Tran Date	MCC	Description	Auth #	Customer Code	Split	Tax	Total Tax	Amount
Memo	General Ledger Codes									
594919862	06/02/2025	05/30/2025	5812	BARONES OF GLEN ELLYN GLEN ELLYN IL	050440		N	SST	3.50 (e)	60.00
								CST	0.00 (e)	
								LST	0.42 (e)	
594919938	06/02/2025	06/01/2025	5411	AMAZON.COM NN99R1RJ0 AMZN.COM/BILL WA	056173	None	N		8.49	332.14
595081607	06/03/2025	06/02/2025	5411	WM SUPERCENTER #1897 ELK GROVE VIL IL	044453	00000331764	N	SST	3.75 (e)	65.33
								CST	0.00 (e)	
								LST	1.65 (e)	

Transaction Count: 3

# Account Statement

Reporting Period: 05/21/2025 -- 06/20/2025

**Statement Summary**

<b>Purchases</b>	457.47	<b>Fees</b>	0.00	<b>Payments</b>	0.00	<b>Previous Balance</b>	0.00
<b>Cash Advances</b>	0.00			<b>Adjustments</b>	0.00	<b>Total Credits</b>	0.00
<b>Other Charges</b>	0.00					<b>Total Debits</b>	457.47
						<b>New Account Balance</b>	457.47

# Account Statement

Reporting Period: 05/21/2025 -- 06/20/2025

**Account Information**

<b>Name</b>	Sierra, Jesse	<b>Corporation</b>	Glen Ellyn Sch Dist 41
<b>Employee ID</b>	██████████	<b>Account Status</b>	Open

**Statement Highlights**

<b>Statement Date (MM/DD/YYYY)</b>	06/20/2025	<b>Currency</b>	US Dollar
<b>Account #</b>	██████████		
<b>Account Limit</b>	4,000.00		
<b>Account Balance</b>	3,051.10		

Tran ID	Post Date	Tran Date	MCC	Description	Auth #	Customer Code	Split	Tax	Total Tax	Amount
<b>Memo</b>										
<b>General Ledger Codes</b>										
592473765	05/21/2025	05/19/2025	5200	MENARDS GLENDALE HEIGH GLENDALE HEIG IL	055468	shop	N		0.00	10.66

---

592473841	05/21/2025	05/19/2025	5542	CASEYS #6939 GLENDALE HEIG IL	070376		N	SST	4.02 (e)	4.50 (e)	68.80
								CST	0.00 (e)		
								LST	0.48 (e)		

---

592473842	05/21/2025	05/19/2025	5542	CASEYS #6939 GLENDALE HEIG IL	007619		N	SST	3.20 (e)	3.58 (e)	54.76
								CST	0.00 (e)		
								LST	0.38 (e)		

---

# Account Statement

Reporting Period: 05/21/2025 -- 06/20/2025

Tran ID	Post Date	Tran Date	MCC	Description	Auth #	Customer Code	Split	Tax	Total Tax	Amount	
Memo					General Ledger Codes						
592756392	05/23/2025	05/22/2025	5942	AMAZON MKTPL NZ9CZ3G51 AMZN.COM/BILL WA	096630	111-7615971-85202	N		0.00	789.99	
593287043	05/26/2025	05/22/2025	5200	THE HOME DEPOT #1943 CAROL STREAM IL	019750	CH 0522025	N		0.00	921.00	
595081591	06/03/2025	06/02/2025	7513	U-HAULNUTS AND VOLTS A LOMBARD IL	006048		N		0.00	833.90	
595981342	06/09/2025	06/05/2025	5200	THE HOME DEPOT #1943 CAROL STREAM IL	086719	BENJAIM FRANKLIN	N		0.00	66.28	
595981340	06/09/2025	06/06/2025	5542	CASEYS #6939 GLENDALE HEIG IL	071100		N	SST	4.09 (e)	4.58 (e)	70.07
								CST	0.00 (e)		
								LST	0.49 (e)		

# Account Statement

Reporting Period: 05/21/2025 -- 06/20/2025

Tran ID	Post Date	Tran Date	MCC	Description	Auth #	Customer Code	Split	Tax	Total Tax	Amount
Memo						General Ledger Codes				
595981341	06/09/2025	06/06/2025	5542	CASEYS #6939 GLENDALE HEIG IL	077787		N	SST	3.83 (e)	65.50
								CST	0.00 (e)	
								LST	0.46 (e)	
-----										
597281336	06/16/2025	06/13/2025	5542	CASEYS #6939 GLENDALE HEIG IL	068013		N	SST	2.50 (e)	42.85
								CST	0.00 (e)	
								LST	0.30 (e)	
-----										
597281335	06/16/2025	06/13/2025	7513	U-HAULNUTS AND VOLTS A LOMBARD IL	007223		N		0.00	17.23
-----										
597281337	06/16/2025	06/13/2025	5542	CASEYS #6939 GLENDALE HEIG IL	058338		N	SST	2.85 (e)	48.78
								CST	0.00 (e)	
								LST	0.34 (e)	
-----										
597281259	06/16/2025	06/13/2025	5200	MENARDS GLENDALE HEIGH GLENDALE HEIG IL	010162	6132025 ch	N		0.00	42.96

# Account Statement

Reporting Period: 05/21/2025 -- 06/20/2025

Tran ID	Post Date	Tran Date	MCC	Description	Auth #	Customer Code	Split Tax	Total Tax	Amount
597963158	06/20/2025	06/18/2025	5200	MENARDS GLENDALE HEIGH GLENDALE HEIG IL	088656	ch	N	0.00	18.32

Transaction Count: 14

## Statement Summary

<b>Purchases</b>	3,051.10	<b>Fees</b>	0.00	<b>Payments</b>	0.00	<b>Previous Balance</b>	0.00
<b>Cash Advances</b>	0.00			<b>Adjustments</b>	0.00	<b>Total Credits</b>	0.00
<b>Other Charges</b>	0.00					<b>Total Debits</b>	3,051.10
						<b>New Account Balance</b>	3,051.10

# Account Statement

Reporting Period: 05/21/2025 -- 06/20/2025

## Account Information

<b>Name</b>	Suarez, Juan	<b>Corporation</b>	Glen Ellyn Sch Dist 41
<b>Employee ID</b>	██████	<b>Account Status</b>	Open

## Statement Highlights

<b>Statement Date (MM/DD/YYYY)</b>	06/20/2025	<b>Currency</b>	US Dollar
<b>Account #</b>	██████████████████		
<b>Account Limit</b>	5,000.00		
<b>Account Balance</b>	53.99		

Tran ID	Post Date	Tran Date	MCC	Description	Auth #	Customer Code	Split	Tax	Total Tax	Amount
<b>Memo</b>										
<b>General Ledger Codes</b>										
596315827	06/10/2025	06/09/2025	5814	JIMMY JOHNS - 187 GLEN ELLYN IL	050382		N	SST	3.15 (e)	53.99
								CST	0.00 (e)	
								LST	0.38 (e)	

Transaction Count: 1

## Statement Summary

<b>Purchases</b>	53.99	<b>Fees</b>	0.00	<b>Payments</b>	0.00	<b>Previous Balance</b>	0.00
<b>Cash Advances</b>	0.00			<b>Adjustments</b>	0.00	<b>Total Credits</b>	0.00
<b>Other Charges</b>	0.00					<b>Total Debits</b>	53.99
						<b>New Account Balance</b>	53.99

# Account Statement

Reporting Period: 05/21/2025 -- 06/20/2025

**Account Information**

<b>Name</b>	Tellez, Javier	<b>Corporation</b>	Glen Ellyn Sch Dist 41
<b>Employee ID</b>	██████████	<b>Account Status</b>	Open

**Statement Highlights**

<b>Statement Date (MM/DD/YYYY)</b>	06/20/2025	<b>Currency</b>	US Dollar
<b>Account #</b>	██████████		
<b>Account Limit</b>	5,000.00		
<b>Account Balance</b>	2,997.16		

Tran ID	Post Date	Tran Date	MCC	Description	Auth #	Customer Code	Split	Tax	Total Tax	Amount	
<b>Memo</b>											
<b>General Ledger Codes</b>											
592473764	05/21/2025	05/20/2025	4900	WM.COM 866-909-4458 TX	007589	301024981513	N		38.43	624.80	
592756319	05/23/2025	05/21/2025	5200	THE HOME DEPOT #1943 CAROL STREAM IL	056372	FDK 05212025	N		0.00	985.97	
592756320	05/23/2025	05/23/2025	5942	AMAZON MKTPL NZ2BL6501 AMZN.COM/BILL WA	084495	111-1457997-73010	N		0.00	114.98	
592756391	05/23/2025	05/23/2025	5999	AMAZON MARK NZ1G13P60 SEATTLE WA	047111	111-0133332-80546	N	SST	1.50 (e)	2.38 (e)	25.41
								CST	0.89 (e)		
								LST	0.00 (e)		

# Account Statement

Reporting Period: 05/21/2025 -- 06/20/2025

Tran ID	Post Date	Tran Date	MCC	Description	Auth #	Customer Code	Split	Tax	Total Tax	Amount
Memo					General Ledger Codes					
593287042	05/26/2025	05/23/2025	5542	SHELL OIL 57444090401 GLEN ELLYN IL	014273		N		3.08	40.44
593619180	05/28/2025	05/27/2025	5533	AUTOZONE #2669 CAROL STREAM IL	027186	NONE	N		0.00	39.97
594215593	05/29/2025	05/27/2025	5200	MENARDS GLENDALE HEIGH GLENDALE HEIG IL	056495	05272025	N		0.00	23.46
594919780	06/02/2025	05/29/2025	5200	THE HOME DEPOT #1943 CAROL STREAM IL	029589	SHOP	N		0.00	272.44
594919781	06/02/2025	05/30/2025	5074	SUPPLYHOUSE.COM 888-757-4774 NY	094295	23017531	N		0.00	69.14
595198614	06/04/2025	06/02/2025	5200	THE HOME DEPOT #1943 CAROL STREAM IL	012830	06022025	N		0.00	169.81

# Account Statement

Reporting Period: 05/21/2025 -- 06/20/2025

Tran ID	Post Date	Tran Date	MCC	Description	Auth #	Customer Code	Split	Tax	Total Tax	Amount	
Memo					General Ledger Codes						
595197456	06/04/2025	06/03/2025	5331	AMAZON RETA N6LO4060 SEATTLE WA	029441	111-3516289-98818	N	SST	10.48 (e)	16.70 (e)	178.00
								CST	6.21 (e)		
								LST	0.00 (e)		
595442051	06/05/2025	06/03/2025	5200	MENARDS GLENDALE HEIGH GLENDALE HEIG IL	040819	FG	N		0.00	409.98	
595781338	06/06/2025	06/04/2025	5200	MENARDS GLENDALE HEIGH GLENDALE HEIG IL	008044	june4	N		0.00	42.76	

Transaction Count: 13

**Statement Summary**

<b>Purchases</b>	2,997.16	<b>Fees</b>	0.00	<b>Payments</b>	0.00	<b>Previous Balance</b>	0.00
<b>Cash Advances</b>	0.00			<b>Adjustments</b>	0.00	<b>Total Credits</b>	0.00
<b>Other Charges</b>	0.00					<b>Total Debits</b>	2,997.16
						<b>New Account Balance</b>	2,997.16

# Account Statement

Reporting Period: 05/21/2025 -- 06/20/2025

## Account Information

<b>Name</b>	Thiese, Brian	<b>Corporation</b>	Glen Ellyn Sch Dist 41
<b>Employee ID</b>	██████████	<b>Account Status</b>	Open

## Statement Highlights

<b>Statement Date (MM/DD/YYYY)</b>	06/20/2025	<b>Currency</b>	US Dollar
<b>Account #</b>	██████████		
<b>Account Limit</b>	4,000.00		
<b>Account Balance</b>	70.10		

Tran ID	Post Date	Tran Date	MCC	Description	Auth #	Customer Code	Split	Tax	Total Tax	Amount
					<b>General Ledger Codes</b>					
594919782	06/02/2025	05/29/2025	5542	SHELL OIL 57444090401 GLEN ELLYN IL	081311		N		0.00	70.10

Transaction Count: 1

## Statement Summary

<b>Purchases</b>	70.10	<b>Fees</b>	0.00	<b>Payments</b>	0.00	<b>Previous Balance</b>	0.00
<b>Cash Advances</b>	0.00			<b>Adjustments</b>	0.00	<b>Total Credits</b>	0.00
<b>Other Charges</b>	0.00					<b>Total Debits</b>	70.10
						<b>New Account Balance</b>	70.10

# Account Statement

Reporting Period: 05/21/2025 -- 06/20/2025

## Account Information

<b>Name</b>	Victor, Molly	<b>Corporation</b>	Glen Ellyn Sch Dist 41
<b>Employee ID</b>	████	<b>Account Status</b>	Open

## Statement Highlights

<b>Statement Date (MM/DD/YYYY)</b>	06/20/2025	<b>Currency</b>	US Dollar
<b>Account #</b>	████████████████		
<b>Account Limit</b>	5,000.00		
<b>Account Balance</b>	562.24		

Tran ID	Post Date	Tran Date	MCC	Description	Auth #	Customer Code	Split	Tax	Total Tax	Amount
Memo	General Ledger Codes									
595981344	06/09/2025	06/07/2025	3509	MARRIOTT HOTEL & CONFE NORMAL IL	039291	3366234	N		0.00	281.12
595981419	06/09/2025	06/07/2025	3509	MARRIOTT HOTEL & CONFE NORMAL IL	012300	3366259	N		0.00	281.12

Transaction Count: 2

## Statement Summary

<b>Purchases</b>	562.24	<b>Fees</b>	0.00	<b>Payments</b>	0.00	<b>Previous Balance</b>	0.00
<b>Cash Advances</b>	0.00			<b>Adjustments</b>	0.00	<b>Total Credits</b>	0.00
<b>Other Charges</b>	0.00					<b>Total Debits</b>	562.24
						<b>New Account Balance</b>	562.24

# Account Statement

Reporting Period: 05/21/2025 -- 06/20/2025

## Account Information

<b>Name</b>	Videlka, Jim	<b>Corporation</b>	Glen Ellyn Sch Dist 41
<b>Employee ID</b>	██████████	<b>Account Status</b>	Open

## Statement Highlights

<b>Statement Date (MM/DD/YYYY)</b>	06/20/2025	<b>Currency</b>	US Dollar
<b>Account #</b>	██████████		
<b>Account Limit</b>	5,000.00		
<b>Account Balance</b>	428.00		

Tran ID	Post Date	Tran Date	MCC	Description	Auth #	Customer Code	Split	Tax	Total Tax	Amount
<b>Memo</b>										
<b>General Ledger Codes</b>										
594215671	05/29/2025	05/28/2025	5734	FS AVID TECHNOLOGY SANTA BARBAR CA	060276	52a78659c1532f85	N	SST	16.65 (e)	299.00
								CST	0.00 (e)	
								LST	4.86 (e)	
-----										
595781414	06/06/2025	06/05/2025	5734	FS AVID TECHNOLOGY SANTA BARBAR CA	025916	4bca4b98ba19ae47	N	SST	7.18 (e)	129.00
								CST	0.00 (e)	
								LST	2.10 (e)	

Transaction Count: 2

## Statement Summary

<b>Purchases</b>	428.00	<b>Fees</b>	0.00	<b>Payments</b>	0.00	<b>Previous Balance</b>	0.00
<b>Cash Advances</b>	0.00			<b>Adjustments</b>	0.00	<b>Total Credits</b>	0.00
<b>Other Charges</b>	0.00					<b>Total Debits</b>	428.00
						<b>New Account Balance</b>	428.00

# Account Statement

Reporting Period: 05/21/2025 -- 06/20/2025

## Account Information

<b>Name</b>	Webster, Kristine	<b>Corporation</b>	Glen Ellyn Sch Dist 41
<b>Employee ID</b>	████	<b>Account Status</b>	Open

## Statement Highlights

<b>Statement Date (MM/DD/YYYY)</b>	06/20/2025	<b>Currency</b>	US Dollar
<b>Account #</b>	████████████████		
<b>Account Limit</b>	5,000.00		
<b>Account Balance</b>	455.22		

Tran ID	Post Date	Tran Date	MCC	Description	Auth #	Customer Code	Split	Tax	Total Tax	Amount
<b>Memo</b>										
<b>General Ledger Codes</b>										
596376274	06/11/2025	06/10/2025	5812	FSP RESERVE 22 GLEN ELLYN IL	090067		N	SST	26.59 (e)	455.22
								CST	0.00 (e)	
								LST	3.19 (e)	
									29.78 (e)	

Transaction Count: 1

## Statement Summary

<b>Purchases</b>	455.22	<b>Fees</b>	0.00	<b>Payments</b>	0.00	<b>Previous Balance</b>	0.00
<b>Cash Advances</b>	0.00			<b>Adjustments</b>	0.00	<b>Total Credits</b>	0.00
<b>Other Charges</b>	0.00					<b>Total Debits</b>	455.22
						<b>New Account Balance</b>	455.22

# Account Statement

Reporting Period: 06/21/2025 -- 07/20/2025

## Account Information

<b>Name</b>	Billing Account 022636	<b>Corporation</b>	Glen Ellyn Sch Dist 41
<b>Employee ID</b>	██████████	<b>Account Status</b>	Open

## Statement Highlights

<b>Statement Date (MM/DD/YYYY)</b>	07/20/2025	<b>Currency</b>	US Dollar
<b>Account #</b>	██████████	<b>Payment Due Date (MM/DD/YYYY)</b>	08/16/2025
<b>Account Limit</b>	50,000.00	<b>Minimum Payment</b>	20,884.39
<b>Account Balance</b>	20,884.39		

\* Balance for this account includes transactions incurred by individual card accounts

Tran ID	Post Date	Tran Date	MCC	Description	Auth #	Customer Code	Split	Tax	Total Tax	Amount
<b>Memo</b>					<b>General Ledger Codes</b>					
598644830	06/25/2025	06/25/2025		AUTOMATIC PYMT RECEIVED			N			-20,161.22

Transaction Count: 1

## Statement Summary

<b>Purchases</b>	20,884.39	<b>Fees</b>	0.00	<b>Payments</b>	-20,161.22	<b>Previous Balance</b>	20,161.22
<b>Cash Advances</b>	0.00			<b>Adjustments</b>	0.00	<b>Total Credits</b>	-20,629.73
<b>Other Charges</b>	0.00					<b>Total Debits</b>	21,352.90
						<b>New Account Balance</b>	20,884.39

# Account Statement

Reporting Period: 06/21/2025 -- 07/20/2025

**Account Information**

<b>Name</b>	Bruno, David	<b>Corporation</b>	Glen Ellyn Sch Dist 41
<b>Employee ID</b>	██████	<b>Account Status</b>	Open

**Statement Highlights**

<b>Statement Date (MM/DD/YYYY)</b>	07/20/2025	<b>Currency</b>	US Dollar
<b>Account #</b>	██████████████████		
<b>Account Limit</b>	5,000.00		
<b>Account Balance</b>	1,614.74		

Tran ID	Post Date	Tran Date	MCC	Description	Auth #	Customer Code	Split	Tax	Total Tax	Amount
Memo	General Ledger Codes									
598607721	06/24/2025	06/23/2025	8641	IN AMERICAN ASSOC OF 913-3271222 KS	022845		N	SST	16.20 (e)	275.00
								CST	5.92 (e)	
								LST	3.68 (e)	
598723606	06/25/2025	06/23/2025	5411	JEWEL OSCO 3340 GLEN ELLYN IL	060523		N		0.00	150.00
598723607	06/25/2025	06/24/2025	4121	UBER TRIP 8005928996 CA	064217	FVST3CSE	N		0.00	36.94
598916213	06/26/2025	06/24/2025	5812	TST DJS DUGOUT AKSARBE OMAHA NE	008139	ZmfPVivYsLLwngJvS	N		2.19	29.23

# Account Statement

Reporting Period: 06/21/2025 -- 07/20/2025

Tran ID	Post Date	Tran Date	MCC	Description	Auth #	Customer Code	Split Tax	Total Tax	Amount
Memo					General Ledger Codes				
599065654	06/27/2025	06/26/2025	4121	UBER TRIP 8005928996 CA	018186	5ZDZ7XSX	N	0.00	31.07
-----									
599328987	06/30/2025	06/26/2025	3690	COURTYARD BY MARRIOTT OMAHA NE	028534	79905	N	0.00	406.50
-----									
599796387	07/02/2025	07/01/2025	7299	CUSTOMLANYARDS.COM HOUSTON TX	047406		N	0.00	166.00
-----									
600172406	07/04/2025	07/02/2025	8999	SOCIETYFORHUMANRESOURC ALEXANDRIA VA	019634	CS2741566	N	0.00	520.00

Transaction Count: 8

## Statement Summary

<b>Purchases</b>	1,614.74	<b>Fees</b>	0.00	<b>Payments</b>	0.00	<b>Previous Balance</b>	0.00
<b>Cash Advances</b>	0.00			<b>Adjustments</b>	0.00	<b>Total Credits</b>	0.00
<b>Other Charges</b>	0.00					<b>Total Debits</b>	1,614.74
						<b>New Account Balance</b>	1,614.74

# Account Statement

Reporting Period: 06/21/2025 -- 07/20/2025

## Account Information

<b>Name</b>	Burke, Jeffrey	<b>Corporation</b>	Glen Ellyn Sch Dist 41
<b>Employee ID</b>	██████████	<b>Account Status</b>	Open

## Statement Highlights

<b>Statement Date (MM/DD/YYYY)</b>	07/20/2025	<b>Currency</b>	US Dollar
<b>Account #</b>	██████████		
<b>Account Limit</b>	1,000.00		
<b>Account Balance</b>	-200.00		

Tran ID	Post Date	Tran Date	MCC	Description	Auth #	Customer Code	Split	Tax	Total Tax	Amount
<b>Memo</b>										
<b>General Ledger Codes</b>										
598607706	06/24/2025	06/13/2025	8299	REG OFFICE OF EDUC P WHEATON IL		1725828	N	SST	-11.57 (e)	-200.00
								CST	-1.85 (e)	
								LST	-1.39 (e)	

Transaction Count: 1

## Statement Summary

<b>Purchases</b>	-200.00	<b>Fees</b>	0.00	<b>Payments</b>	0.00	<b>Previous Balance</b>	0.00
<b>Cash Advances</b>	0.00			<b>Adjustments</b>	0.00	<b>Total Credits</b>	-200.00
<b>Other Charges</b>	0.00					<b>Total Debits</b>	0.00
						<b>New Account Balance</b>	-200.00

# Account Statement

Reporting Period: 06/21/2025 -- 07/20/2025

**Account Information**

<b>Name</b>	Deporter, Eric	<b>Corporation</b>	Glen Ellyn Sch Dist 41
<b>Employee ID</b>	████	<b>Account Status</b>	Open

**Statement Highlights**

<b>Statement Date (MM/DD/YYYY)</b>	07/20/2025	<b>Currency</b>	US Dollar
<b>Account #</b>	████████████████		
<b>Account Limit</b>	20,000.00		
<b>Account Balance</b>	554.74		

Tran ID	Post Date	Tran Date	MCC	Description	Auth #	Customer Code	Split	Tax	Total Tax	Amount
Memo	General Ledger Codes									
598916211	06/26/2025	06/24/2025	5812	JIMI D`S OMAHA NE	031896		N	SST	3.04 (e)	58.24
								CST	0.00 (e)	
								LST	0.00 (e)	
-----										
599065577	06/27/2025	06/26/2025	7523	LOT X CAR RENTAL CHICAGO IL	007231	795297	N	SST	5.10 (e)	90.00
								CST	1.02 (e)	
								LST	2.24 (e)	
-----										
599328907	06/30/2025	06/26/2025	3690	COURTYARD BY MARRIOTT OMAHA NE	009314	79906	N		0.00	406.50

Transaction Count: 3

# Account Statement

Reporting Period: 06/21/2025 -- 07/20/2025

## Statement Summary

<b>Purchases</b>	554.74	<b>Fees</b>	0.00	<b>Payments</b>	0.00	<b>Previous Balance</b>	0.00
<b>Cash Advances</b>	0.00			<b>Adjustments</b>	0.00	<b>Total Credits</b>	0.00
<b>Other Charges</b>	0.00					<b>Total Debits</b>	554.74
						<b>New Account Balance</b>	554.74

# Account Statement

Reporting Period: 06/21/2025 -- 07/20/2025

**Account Information**

<b>Name</b>	Devine, Robert	<b>Corporation</b>	Glen Ellyn Sch Dist 41
<b>Employee ID</b>	██████████	<b>Account Status</b>	Open

**Statement Highlights**

<b>Statement Date (MM/DD/YYYY)</b>	07/20/2025	<b>Currency</b>	US Dollar
<b>Account #</b>	██████████		
<b>Account Limit</b>	4,000.00		
<b>Account Balance</b>	254.13		

Tran ID	Post Date	Tran Date	MCC	Description	Auth #	Customer Code	Split	Tax	Total Tax	Amount
Memo	General Ledger Codes									
599796368	07/02/2025	07/01/2025	9402	USPS PO 1631310138 GLEN ELLYN IL	039651	None	N		0.00	11.80
600172185	07/04/2025	07/03/2025	5912	WALGREENS #6294 GLEN ELLYN IL	075352	NONE	N	SST 3.32 (e) CST 0.00 (e) LST 0.40 (e)	3.72 (e)	56.91
600881397	07/09/2025	07/07/2025	5200	HOMEDEPOT.COM 800-430-3376 GA	039816	WG93162680	N		0.00	125.48
601205792	07/11/2025	07/09/2025	5200	MENARDS GLENDALE HEIGH GLENDALE HEIG IL	080688	0	N		0.00	59.94

# Account Statement

Reporting Period: 06/21/2025 -- 07/20/2025

**Statement Summary**

<b>Purchases</b>	254.13	<b>Fees</b>	0.00	<b>Payments</b>	0.00	<b>Previous Balance</b>	0.00
<b>Cash Advances</b>	0.00			<b>Adjustments</b>	0.00	<b>Total Credits</b>	0.00
<b>Other Charges</b>	0.00					<b>Total Debits</b>	254.13
						<b>New Account Balance</b>	254.13

# Account Statement

Reporting Period: 06/21/2025 -- 07/20/2025

## Account Information

<b>Name</b>	Diveley, Stephen	<b>Corporation</b>	Glen Ellyn Sch Dist 41
<b>Employee ID</b>	██████████	<b>Account Status</b>	Open

## Statement Highlights

<b>Statement Date (MM/DD/YYYY)</b>	07/20/2025	<b>Currency</b>	US Dollar
<b>Account #</b>	██████████		
<b>Account Limit</b>	10,000.00		
<b>Account Balance</b>	1,984.00		

Tran ID	Post Date	Tran Date	MCC	Description	Auth #	Customer Code	Split	Tax	Total Tax	Amount
Memo	General Ledger Codes									
599796404	07/02/2025	07/01/2025	2741	PY ONE STONE APPAREL GARDENA CA	020790	68643ab74a80478f8	N		0.00	834.00
-----										
599796388	07/02/2025	07/01/2025	7372	IN COMPUTER CREATION 855-7829492 NY	045665	26380	N	SST	67.17 (e)	75.23 (e)
								CST	0.00 (e)	
								LST	8.06 (e)	

Transaction Count: 2

## Statement Summary

<b>Purchases</b>	1,984.00	<b>Fees</b>	0.00	<b>Payments</b>	0.00	<b>Previous Balance</b>	0.00
<b>Cash Advances</b>	0.00			<b>Adjustments</b>	0.00	<b>Total Credits</b>	0.00
<b>Other Charges</b>	0.00					<b>Total Debits</b>	1,984.00
						<b>New Account Balance</b>	1,984.00

# Account Statement

Reporting Period: 06/21/2025 -- 07/20/2025

## Account Information

<b>Name</b>	Guzzetti, Robert	<b>Corporation</b>	Glen Ellyn Sch Dist 41
<b>Employee ID</b>	██████████	<b>Account Status</b>	Open

## Statement Highlights

<b>Statement Date (MM/DD/YYYY)</b>	07/20/2025	<b>Currency</b>	US Dollar
<b>Account #</b>	██████████		
<b>Account Limit</b>	5,000.00		
<b>Account Balance</b>	335.00		

Tran ID	Post Date	Tran Date	MCC	Description	Auth #	Customer Code	Split	Tax	Total Tax	Amount
					<b>General Ledger Codes</b>					
599898651	07/03/2025	07/02/2025	7399	ILLINOIS PRINCIPALS AS SPRINGFIELD IL	045537	202564046218	N		29.76	335.00

Transaction Count: 1

## Statement Summary

<b>Purchases</b>	335.00	<b>Fees</b>	0.00	<b>Payments</b>	0.00	<b>Previous Balance</b>	0.00
<b>Cash Advances</b>	0.00			<b>Adjustments</b>	0.00	<b>Total Credits</b>	0.00
<b>Other Charges</b>	0.00					<b>Total Debits</b>	335.00
						<b>New Account Balance</b>	335.00

# Account Statement

Reporting Period: 06/21/2025 -- 07/20/2025

## Account Information

<b>Name</b>	Jansen, Elizabeth	<b>Corporation</b>	Glen Ellyn Sch Dist 41
<b>Employee ID</b>	██████	<b>Account Status</b>	Open

## Statement Highlights

<b>Statement Date (MM/DD/YYYY)</b>	07/20/2025	<b>Currency</b>	US Dollar
<b>Account #</b>	██████████████████		
<b>Account Limit</b>	5,000.00		
<b>Account Balance</b>	0.00		

Tran ID	Post Date	Tran Date	MCC	Description	Auth #	Customer Code	Split	Tax	Total Tax	Amount
<b>Memo</b>										
<b>General Ledger Codes</b>										
599328989	06/30/2025	06/29/2025	4121	UBER TRIP 8005928996 CA	074861	K4COQYNC	N		0.00	99.70
-----										
599328988	06/30/2025	06/29/2025	4121	UBER TRIP 8005928996 CA	000000		N	SST	-5.51 (e)	-99.70
								CST	0.00 (e)	
								LST	-2.41 (e)	

Transaction Count: 2

## Statement Summary

<b>Purchases</b>	0.00	<b>Fees</b>	0.00	<b>Payments</b>	0.00	<b>Previous Balance</b>	0.00
<b>Cash Advances</b>	0.00			<b>Adjustments</b>	0.00	<b>Total Credits</b>	-99.70
<b>Other Charges</b>	0.00					<b>Total Debits</b>	99.70
						<b>New Account Balance</b>	0.00

# Account Statement

Reporting Period: 06/21/2025 -- 07/20/2025

## Account Information

<b>Name</b>	Klespitz, Scott	<b>Corporation</b>	Glen Ellyn Sch Dist 41
<b>Employee ID</b>	██████████	<b>Account Status</b>	Open

## Statement Highlights

<b>Statement Date (MM/DD/YYYY)</b>	07/20/2025	<b>Currency</b>	US Dollar
<b>Account #</b>	██████████		
<b>Account Limit</b>	5,000.00		
<b>Account Balance</b>	1,492.11		

Tran ID	Post Date	Tran Date	MCC	Description	Auth #	Customer Code	Split	Tax	Total Tax	Amount
Memo	General Ledger Codes									
601205794	07/11/2025	07/09/2025	5814	NYC 7TH AVE DELI & MAR SEATTLE WA	005017		N		1.59	16.90
601205793	07/11/2025	07/10/2025	5812	TST IVARS - ACRES OF C SEATTLE WA	000677	K12hqwexHLz17c21v	N		1.81	22.81
601356789	07/14/2025	07/11/2025	5814	SQ SHUGS SODA FOUNTA SEATTLE WA	076767	00011529215156966	N		1.14	13.96
601356867	07/14/2025	07/12/2025	4121	UBER TRIP 8005928996 CA	000000		N	SST	-1.39 (e)	-2.00 (e)
								CST	0.00 (e)	
								LST	-0.61 (e)	

# Account Statement

Reporting Period: 06/21/2025 -- 07/20/2025

Tran ID	Post Date	Tran Date	MCC	Description	Auth #	Customer Code	Split	Tax	Total Tax	Amount
Memo					General Ledger Codes					
601356868	07/14/2025	07/12/2025	5813	CENTRAL SALOON SEATTLE WA	045926		N	SST	0.99 (e)	16.73
								CST	0.58 (e)	
								LST	0.00 (e)	
-----										
601356788	07/14/2025	07/12/2025	5814	DICKS DRIVE IN BROADW SEATTLE WA	088387		N	SST	0.79 (e)	13.36
								CST	0.47 (e)	
								LST	0.00 (e)	
-----										
601356864	07/14/2025	07/12/2025	5192	SQ HIDDEN SPRING BOOK SEATTLE WA	007488	00011529215156978	N		3.72	39.71
-----										
601356866	07/14/2025	07/12/2025	4121	UBER TRIP 8005928996 CA	069940	2UBVR6BK	N		0.42	25.21
-----										
601356865	07/14/2025	07/13/2025	4121	SQ GETACHEW TEDELA SEATTLE WA	000867	00011529215157022	N		4.51	61.20
-----										

# Account Statement

Reporting Period: 06/21/2025 -- 07/20/2025

Tran ID	Post Date	Tran Date	MCC	Description	Auth #	Customer Code	Split Tax	Total Tax	Amount
601671445	07/15/2025	07/13/2025	3503	SHERATON GRD SEATTLE SEATTLE WA	075232	5582613	N	199.44	1,307.44

Transaction Count: 10

## Statement Summary

<b>Purchases</b>	1,492.11	<b>Fees</b>	0.00	<b>Payments</b>	0.00	<b>Previous Balance</b>	0.00
<b>Cash Advances</b>	0.00			<b>Adjustments</b>	0.00	<b>Total Credits</b>	-25.21
<b>Other Charges</b>	0.00					<b>Total Debits</b>	1,517.32
						<b>New Account Balance</b>	1,492.11

# Account Statement

Reporting Period: 06/21/2025 -- 07/20/2025

**Account Information**

<b>Name</b>	Krehbiel, Erika	<b>Corporation</b>	Glen Ellyn Sch Dist 41
<b>Employee ID</b>	██████████	<b>Account Status</b>	Open

**Statement Highlights**

<b>Statement Date (MM/DD/YYYY)</b>	07/20/2025	<b>Currency</b>	US Dollar
<b>Account #</b>	██████████		
<b>Account Limit</b>	5,000.00		
<b>Account Balance</b>	1,456.76		

Tran ID	Post Date	Tran Date	MCC	Description	Auth #	Customer Code	Split	Tax	Total Tax	Amount	
Memo	General Ledger Codes										
599796405	07/02/2025	07/01/2025	8641	INSPRA YORKVILLE IL	034641	000000108724094	N	SST	17.16 (e)	25.40 (e)	300.00
								CST	5.49 (e)		
								LST	2.75 (e)		
599796406	07/02/2025	07/01/2025	8641	INSPRA YORKVILLE IL	010184	000000108723930	N	SST	17.16 (e)	25.40 (e)	300.00
								CST	5.49 (e)		
								LST	2.75 (e)		
599796408	07/02/2025	07/02/2025	5999	AMAZON MARK N355E27E2 SEATTLE WA	040349	112-3468615-86218	N	SST	7.39 (e)	11.77 (e)	125.52
								CST	4.38 (e)		
								LST	0.00 (e)		

# Account Statement

Reporting Period: 06/21/2025 -- 07/20/2025

Tran ID	Post Date	Tran Date	MCC	Description	Auth #	Customer Code	Split	Tax	Total Tax	Amount	
Memo					General Ledger Codes						
599796407	07/02/2025	07/02/2025	5999	AMAZON MARK N32232KJ2 SEATTLE WA	042701	112-8429568-40370	N	SST	15.86 (e)	25.26 (e)	269.28
								CST	9.39 (e)		
								LST	0.00 (e)		
599898654	07/03/2025	07/02/2025	5942	AMAZON MKTPL N306G97M2 AMZN.COM/BILL WA	007237	112-7812716-22306	N		33.00	432.96	
601205795	07/11/2025	07/11/2025	7333	STK SHUTTERSTOCK 8666633954 NY	018415		N	SST	1.69 (e)	1.90 (e)	29.00
								CST	0.00 (e)		
								LST	0.20 (e)		

Transaction Count: 6

Statement Summary										
<b>Purchases</b>	1,456.76	<b>Fees</b>	0.00	<b>Payments</b>	0.00	<b>Previous Balance</b>				0.00
<b>Cash Advances</b>	0.00			<b>Adjustments</b>	0.00	<b>Total Credits</b>				0.00
<b>Other Charges</b>	0.00					<b>Total Debits</b>				1,456.76
						<b>New Account Balance</b>				1,456.76

# Account Statement

Reporting Period: 06/21/2025 -- 07/20/2025

## Account Information

<b>Name</b>	McHugh, Jeffrey	<b>Corporation</b>	Glen Ellyn Sch Dist 41
<b>Employee ID</b>	██████	<b>Account Status</b>	Open

## Statement Highlights

<b>Statement Date (MM/DD/YYYY)</b>	07/20/2025	<b>Currency</b>	US Dollar
<b>Account #</b>	████████████████		
<b>Account Limit</b>	10,000.00		
<b>Account Balance</b>	2,967.30		

Tran ID	Post Date	Tran Date	MCC	Description	Auth #	Customer Code	Split	Tax	Total Tax	Amount
Memo	General Ledger Codes									
598409058	06/23/2025	06/20/2025	5999	NAMEBADGE.COM COOPER CITY FL	085202		N		0.00	136.08
-----										
598607722	06/24/2025	06/23/2025	8999	COOKING SKILLS SAN FRANCISCO CA	053848		N	SST	45.46 (e)	823.00
								CST	0.00 (e)	
								LST	19.89 (e)	
-----										
598723608	06/25/2025	06/24/2025	5734	OPENAI CHATGPT SUBSCR SAN FRANCISCO CA	018779		N		0.00	20.00
-----										
600172408	07/04/2025	07/02/2025	3000	UNITED 01623106893575 UNITED.COM TX	074229		N		0.00	332.97

# Account Statement

Reporting Period: 06/21/2025 -- 07/20/2025

Tran ID	Post Date	Tran Date	MCC	Description	Auth #	Customer Code	Split	Tax	Total Tax	Amount
Memo	General Ledger Codes									
600172482	07/04/2025	07/02/2025	3000	UNITED 01643101272190 UNITED.COM TX	074229		N		0.00	56.00
600172484	07/04/2025	07/02/2025	3000	UNITED 01643101291440 UNITED.COM TX	040410		N		0.00	56.00
600172481	07/04/2025	07/02/2025	3000	UNITED 01623106913702 UNITED.COM TX	040410		N		0.00	332.97
600172483	07/04/2025	07/02/2025	3000	UNITED 01643101291436 UNITED.COM TX	040410		N		0.00	56.00
600172485	07/04/2025	07/02/2025	3000	UNITED 01643101318740 UNITED.COM TX	049419		N		0.00	35.00

# Account Statement

Reporting Period: 06/21/2025 -- 07/20/2025

Tran ID	Post Date	Tran Date	MCC	Description	Auth #	Customer Code	Split	Tax	Total Tax	Amount	
Memo						General Ledger Codes					
600172557	07/04/2025	07/03/2025	8999	COOKING SKILLS SAN FRANCISCO CA	094835		N	SST	61.82 (e)	88.87 (e)	1,119.28
								CST	0.00 (e)		
								LST	27.05 (e)		

Transaction Count: 10

## Statement Summary

<b>Purchases</b>	2,967.30	<b>Fees</b>	0.00	<b>Payments</b>	0.00	<b>Previous Balance</b>	0.00
<b>Cash Advances</b>	0.00			<b>Adjustments</b>	0.00	<b>Total Credits</b>	0.00
<b>Other Charges</b>	0.00					<b>Total Debits</b>	2,967.30
						<b>New Account Balance</b>	2,967.30

# Account Statement

Reporting Period: 06/21/2025 -- 07/20/2025

## Account Information

<b>Name</b>	Peterman, Andrew	<b>Corporation</b>	Glen Ellyn Sch Dist 41
<b>Employee ID</b>	████	<b>Account Status</b>	Open

## Statement Highlights

<b>Statement Date (MM/DD/YYYY)</b>	07/20/2025	<b>Currency</b>	US Dollar
<b>Account #</b>	████████████████		
<b>Account Limit</b>	5,000.00		
<b>Account Balance</b>	571.18		

Tran ID	Post Date	Tran Date	MCC	Description	Auth #	Customer Code	Split	Tax	Total Tax	Amount
<b>Memo</b>										
<b>General Ledger Codes</b>										
600172558	07/04/2025	07/03/2025	5734	1PASSWORD TORONTO ON	038438		N		0.00	19.95
-----										
600881474	07/09/2025	07/08/2025	4814	ZOOM.COM 888-799-9666 SAN JOSE CA	040001	A07963235	N		0.00	485.90
-----										
602080513	07/17/2025	07/16/2025	7372	BACKBLAZE INC SAN MATEO CA	020897		N	SST	3.82 (e)	4.27 (e)
								CST	0.00 (e)	
								LST	0.46 (e)	

Transaction Count: 3

# Account Statement

Reporting Period: 06/21/2025 -- 07/20/2025

**Statement Summary**

<b>Purchases</b>	571.18	<b>Fees</b>	0.00	<b>Payments</b>	0.00	<b>Previous Balance</b>	0.00
<b>Cash Advances</b>	0.00			<b>Adjustments</b>	0.00	<b>Total Credits</b>	0.00
<b>Other Charges</b>	0.00					<b>Total Debits</b>	571.18
						<b>New Account Balance</b>	571.18

# Account Statement

Reporting Period: 06/21/2025 -- 07/20/2025

## Account Information

<b>Name</b>	Rodriguez, Sarah	<b>Corporation</b>	Glen Ellyn Sch Dist 41
<b>Employee ID</b>	██████████	<b>Account Status</b>	Open

## Statement Highlights

<b>Statement Date (MM/DD/YYYY)</b>	07/20/2025	<b>Currency</b>	US Dollar
<b>Account #</b>	██████████		
<b>Account Limit</b>	5,000.00		
<b>Account Balance</b>	150.00		

Tran ID	Post Date	Tran Date	MCC	Description	Auth #	Customer Code	Split	Tax	Total Tax	Amount
602080439	07/17/2025	07/16/2025	9399	ACT GLEN ELLYN PRK DST GLEN ELLYN IL	070322		N	SST	8.76 (e)	150.00
								CST	0.00 (e)	
								LST	1.05 (e)	
									9.81 (e)	

Transaction Count: 1

## Statement Summary

<b>Purchases</b>	150.00	<b>Fees</b>	0.00	<b>Payments</b>	0.00	<b>Previous Balance</b>	0.00
<b>Cash Advances</b>	0.00			<b>Adjustments</b>	0.00	<b>Total Credits</b>	0.00
<b>Other Charges</b>	0.00					<b>Total Debits</b>	150.00
						<b>New Account Balance</b>	150.00

# Account Statement

Reporting Period: 06/21/2025 -- 07/20/2025

**Account Information**

<b>Name</b>	Scarmardo, David	<b>Corporation</b>	Glen Ellyn Sch Dist 41
<b>Employee ID</b>	██████████	<b>Account Status</b>	Open

**Statement Highlights**

<b>Statement Date (MM/DD/YYYY)</b>	07/20/2025	<b>Currency</b>	US Dollar
<b>Account #</b>	██████████		
<b>Account Limit</b>	10,000.00		
<b>Account Balance</b>	303.82		

Tran ID	Post Date	Tran Date	MCC	Description	Auth #	Customer Code	Split	Tax	Total Tax	Amount	
Memo	General Ledger Codes										
598408981	06/23/2025	06/22/2025	7542	TOMMYS-EXPRESS HOLLAND MI	061457		N		0.00	34.99	
-----											
599328831	06/30/2025	06/26/2025	5542	CASEYS #6446 LOMBARD IL	059602		N	SST	6.23 (e)	8.97 (e)	108.67
								CST	1.99 (e)		
								LST	0.75 (e)		
-----											
600464345	07/07/2025	07/03/2025	5542	CASEYS #6446 LOMBARD IL	093256		N	SST	4.12 (e)	5.93 (e)	71.85
								CST	1.32 (e)		
								LST	0.49 (e)		

# Account Statement

Reporting Period: 06/21/2025 -- 07/20/2025

Tran ID	Post Date	Tran Date	MCC	Description	Auth #	Customer Code	Split	Tax	Total Tax	Amount	
Memo						General Ledger Codes					
601356787	07/14/2025	07/11/2025	5542	CASEYS #6533 NAPERVILLE IL	061881		N	SST	5.08 (e)	7.11 (e)	88.31
								CST	1.42 (e)		
								LST	0.61 (e)		

Transaction Count: 4

## Statement Summary

<b>Purchases</b>	303.82	<b>Fees</b>	0.00	<b>Payments</b>	0.00	<b>Previous Balance</b>	0.00
<b>Cash Advances</b>	0.00			<b>Adjustments</b>	0.00	<b>Total Credits</b>	0.00
<b>Other Charges</b>	0.00					<b>Total Debits</b>	303.82
						<b>New Account Balance</b>	303.82

# Account Statement

Reporting Period: 06/21/2025 -- 07/20/2025

**Account Information**

<b>Name</b>	Sierra, Jesse	<b>Corporation</b>	Glen Ellyn Sch Dist 41
<b>Employee ID</b>	██████████	<b>Account Status</b>	Open

**Statement Highlights**

<b>Statement Date (MM/DD/YYYY)</b>	07/20/2025	<b>Currency</b>	US Dollar
<b>Account #</b>	██████████		
<b>Account Limit</b>	4,000.00		
<b>Account Balance</b>	1,020.83		

Tran ID	Post Date	Tran Date	MCC	Description	Auth #	Customer Code	Split	Tax	Total Tax	Amount
Memo	General Ledger Codes									
598409057	06/23/2025	06/20/2025	5533	AUTOZONE #2669 CAROL STREAM IL	080604	NONE	N		0.00	21.98
-----										
598723529	06/25/2025	06/23/2025	5200	MENARDS GLENDALE HEIGH GLENDALE HEIG IL	024633	CH101	N		0.00	18.32
-----										
598723528	06/25/2025	06/23/2025	5200	MENARDS GLENDALE HEIGH GLENDALE HEIG IL	063058	CH101	N		0.00	17.98
-----										
598723530	06/25/2025	06/23/2025	5200	MENARDS GLENDALE HEIGH GLENDALE HEIG IL	049994	CH101	N		0.00	18.71

# Account Statement

Reporting Period: 06/21/2025 -- 07/20/2025

Tran ID	Post Date	Tran Date	MCC	Description	Auth #	Customer Code	Split	Tax	Total Tax	Amount
Memo	General Ledger Codes									
599065653	06/27/2025	06/25/2025	5542	CASEYS #6939 GLENDALE HEIG IL	067817		N	SST	5.84 (e)	100.00
								CST	0.00 (e)	
								LST	0.70 (e)	
-----										
599328910	06/30/2025	06/26/2025	5200	MENARDS GLENDALE HEIGH GLENDALE HEIG IL	026465	FG108	N		0.00	834.27
-----										
599328909	06/30/2025	06/26/2025	5200	MENARDS GLENDALE HEIGH GLENDALE HEIG IL	026755	june 26 hd	N		0.00	3.87
-----										
599328911	06/30/2025	06/28/2025	5200	MENARDS GLENDALE HEIGH GLENDALE HEIG IL	065059	062825 cso	N		0.00	40.96
-----										
600172405	07/04/2025	07/01/2025	5200	MENARDS GLENDALE HEIGH GLENDALE HEIG IL	010072		N		0.00	-143.67
-----										

# Account Statement

Reporting Period: 06/21/2025 -- 07/20/2025

Tran ID	Post Date	Tran Date	MCC	Description	Auth #	Customer Code	Split	Tax	Total Tax	Amount	
Memo							General Ledger Codes				
600463230	07/07/2025	07/03/2025	5542	CASEYS #6939 GLENDALE HEIG IL	092026		N	SST	2.84 (e)	3.19 (e)	48.70
								CST	0.00 (e)		
								LST	0.34 (e)		
600881473	07/09/2025	07/07/2025	5542	CASEYS #6939 GLENDALE HEIG IL	072360		N	SST	3.48 (e)	3.90 (e)	59.64
								CST	0.00 (e)		
								LST	0.42 (e)		

Transaction Count: 11

## Statement Summary

<b>Purchases</b>	1,020.83	<b>Fees</b>	0.00	<b>Payments</b>	0.00	<b>Previous Balance</b>	0.00
<b>Cash Advances</b>	0.00			<b>Adjustments</b>	0.00	<b>Total Credits</b>	-143.60
<b>Other Charges</b>	0.00					<b>Total Debits</b>	1,164.43
						<b>New Account Balance</b>	1,020.83

# Account Statement

Reporting Period: 06/21/2025 -- 07/20/2025

**Account Information**

<b>Name</b>	Tellez, Javier	<b>Corporation</b>	Glen Ellyn Sch Dist 41
<b>Employee ID</b>	██████████	<b>Account Status</b>	Open

**Statement Highlights**

<b>Statement Date (MM/DD/YYYY)</b>	07/20/2025	<b>Currency</b>	US Dollar
<b>Account #</b>	██████████		
<b>Account Limit</b>	5,000.00		
<b>Account Balance</b>	2,034.71		

Tran ID	Post Date	Tran Date	MCC	Description	Auth #	Customer Code	Split	Tax	Total Tax	Amount
Memo	General Ledger Codes									
598916212	06/26/2025	06/25/2025	5532	DISCOUNT-TIRE-CO ILC-1 GLENDALEHEIGH IL	003724		N	SST	55.84 (e)	956.00
								CST	0.00 (e)	
								LST	6.70 (e)	
-----										
599328908	06/30/2025	06/27/2025	5542	SPEEDWAY 43532 GLEN ELLYN IL	012194	NONE	N		0.82	97.63
-----										
599796386	07/02/2025	06/30/2025	5200	MENARDS GLENDALE HEIGH GLENDALE HEIG IL	055853	06302025	N		0.00	233.36
-----										
599796385	07/02/2025	06/30/2025	5200	MENARDS GLENDALE HEIGH GLENDALE HEIG IL	064898	06302025	N		0.00	75.88

# Account Statement

Reporting Period: 06/21/2025 -- 07/20/2025

Tran ID	Post Date	Tran Date	MCC	Description	Auth #	Customer Code	Split	Tax	Total Tax	Amount
Memo	General Ledger Codes									
599796384	07/02/2025	06/30/2025	5200	MENARDS GLENDALE HEIGH GLENDALE HEIG IL	010724	063025	N		0.00	55.41
599898653	07/03/2025	07/01/2025	5200	MENARDS GLENDALE HEIGH GLENDALE HEIG IL	008031	0701	N		0.00	149.01
599898652	07/03/2025	07/01/2025	5200	MENARDS GLENDALE HEIGH GLENDALE HEIG IL	098013	070125	N		0.00	94.80
600172186	07/04/2025	07/02/2025	5200	MENARDS GLENDALE HEIGH GLENDALE HEIG IL	088920	0702	N		0.00	112.35
600172187	07/04/2025	07/02/2025	5542	CASEYS #6939 GLENDALE HEIG IL	055862		N	SST 5.02 (e) CST 0.00 (e) LST 0.60 (e)	5.62 (e)	85.95
600172404	07/04/2025	07/02/2025	5200	THE HOME DEPOT #1943 CAROL STREAM IL	076847	07022025	N		0.00	39.88

# Account Statement

Reporting Period: 06/21/2025 -- 07/20/2025

Tran ID	Post Date	Tran Date	MCC	Description	Auth #	Customer Code	Split	Tax	Total Tax	Amount
Memo					General Ledger Codes					
600625497	07/08/2025	07/07/2025	5251	LENS ACE HDWE GLEN ELLYN IL	015120	660527	N	SST	0.63 (e)	10.75
								CST	0.00 (e)	
								LST	0.08 (e)	
-----										
601356941	07/14/2025	07/10/2025	5542	SHELL OIL 57444090401 GLEN ELLYN IL	010069		N		3.26	42.80
-----										
602283748	07/18/2025	07/16/2025	5200	MENARDS GLENDALE HEIGH GLENDALE HEIG IL	084499	071625	N		0.00	80.89

Transaction Count: 13

## Statement Summary

<b>Purchases</b>	2,034.71	<b>Fees</b>	0.00	<b>Payments</b>	0.00	<b>Previous Balance</b>	0.00
<b>Cash Advances</b>	0.00			<b>Adjustments</b>	0.00	<b>Total Credits</b>	0.00
<b>Other Charges</b>	0.00					<b>Total Debits</b>	2,034.71
						<b>New Account Balance</b>	2,034.71

# Account Statement

Reporting Period: 06/21/2025 -- 07/20/2025

**Account Information**

<b>Name</b>	Thiese, Brian	<b>Corporation</b>	Glen Ellyn Sch Dist 41
<b>Employee ID</b>	[REDACTED]	<b>Account Status</b>	Open

**Statement Highlights**

<b>Statement Date (MM/DD/YYYY)</b>	07/20/2025	<b>Currency</b>	US Dollar
<b>Account #</b>	[REDACTED]		
<b>Account Limit</b>	4,000.00		
<b>Account Balance</b>	1,913.78		

Tran ID	Post Date	Tran Date	MCC	Description	Auth #	Customer Code	Split	Tax	Total Tax	Amount
Memo	General Ledger Codes									
598723527	06/25/2025	06/23/2025	5200	THE HOME DEPOT #1943 CAROL STREAM IL	073270	06/23/25	N		0.00	219.22
-----										
600625498	07/08/2025	07/07/2025	5399	SP GREEN PAPER PRD HIGHLAND HEIG OH	017285		N	SST	90.81 (e)	101.70 (e)
								CST	0.00 (e)	
								LST	10.90 (e)	
-----										
600881472	07/09/2025	07/08/2025	7538	FSP GREASE MONKEY CAROL STREAM IL	036086		N	SST	4.26 (e)	4.77 (e)
								CST	0.00 (e)	
								LST	0.51 (e)	
-----										

# Account Statement

Reporting Period: 06/21/2025 -- 07/20/2025

Tran ID	Post Date	Tran Date	MCC	Description	Auth #	Customer Code	Split	Tax	Total Tax	Amount
601011293	07/10/2025	07/08/2025	5542	SHELL OIL 57444090401 GLEN ELLYN IL	038494		N		0.00	67.00

Transaction Count: 4

## Statement Summary

<b>Purchases</b>	1,913.78	<b>Fees</b>	0.00	<b>Payments</b>	0.00	<b>Previous Balance</b>	0.00
<b>Cash Advances</b>	0.00			<b>Adjustments</b>	0.00	<b>Total Credits</b>	0.00
<b>Other Charges</b>	0.00					<b>Total Debits</b>	1,913.78
						<b>New Account Balance</b>	1,913.78

# Account Statement

Reporting Period: 06/21/2025 -- 07/20/2025

## Account Information

<b>Name</b>	Victor, Molly	<b>Corporation</b>	Glen Ellyn Sch Dist 41
<b>Employee ID</b>	████	<b>Account Status</b>	Open

## Statement Highlights

<b>Statement Date (MM/DD/YYYY)</b>	07/20/2025	<b>Currency</b>	US Dollar
<b>Account #</b>	████████████████		
<b>Account Limit</b>	5,000.00		
<b>Account Balance</b>	1,500.00		

Tran ID	Post Date	Tran Date	MCC	Description	Auth #	Customer Code	Split	Tax	Total Tax	Amount
<b>Memo</b>										
<b>General Ledger Codes</b>										
600172407	07/04/2025	07/03/2025	7372	IN COMPUTER CREATION 855-7829492 NY	051204	26447	N	SST	87.62 (e)	1,500.00
								CST	0.00 (e)	
								LST	10.51 (e)	
									98.13 (e)	

Transaction Count: 1

## Statement Summary

<b>Purchases</b>	1,500.00	<b>Fees</b>	0.00	<b>Payments</b>	0.00	<b>Previous Balance</b>	0.00
<b>Cash Advances</b>	0.00			<b>Adjustments</b>	0.00	<b>Total Credits</b>	0.00
<b>Other Charges</b>	0.00					<b>Total Debits</b>	1,500.00
						<b>New Account Balance</b>	1,500.00

# Account Statement

Reporting Period: 06/21/2025 -- 07/20/2025

**Account Information**

<b>Name</b>	Webster, Kristine	<b>Corporation</b>	Glen Ellyn Sch Dist 41
<b>Employee ID</b>	██████	<b>Account Status</b>	Open

**Statement Highlights**

<b>Statement Date (MM/DD/YYYY)</b>	07/20/2025	<b>Currency</b>	US Dollar
<b>Account #</b>	██████████████████		
<b>Account Limit</b>	5,000.00		
<b>Account Balance</b>	2,931.29		

Tran ID	Post Date	Tran Date	MCC	Description	Auth #	Customer Code	Split	Tax	Total Tax	Amount
<b>Memo</b>										
<b>General Ledger Codes</b>										
598409059	06/23/2025	06/22/2025	5814	MCDONALDS F17274 CHICAGO IL	003920		N	SST	0.47 (e)	8.27
								CST	0.09 (e)	
								LST	0.21 (e)	
-----										
598409060	06/23/2025	06/22/2025	4121	SQ UVC INC WASHINGTON DC	090872	00023058430223079	N		2.23	37.22
-----										
599065655	06/27/2025	06/25/2025	3608	GAYLORD NATIONAL F/D OXON HILL MD	081244	2978302	N		0.00	1,022.22
-----										
600172559	07/04/2025	07/02/2025	3695	EMBASSY SUITES SAN ANT SAN ANTONIO TX	051295		N		0.00	1,397.36

# Account Statement

Reporting Period: 06/21/2025 -- 07/20/2025

Tran ID	Post Date	Tran Date	MCC	Description	Auth #	Customer Code	Split Tax	Total Tax	Amount
600625514	07/08/2025	07/07/2025	8299	LETSPLAYMUSIC MESA AZ	051295		N	0.00	466.22

Transaction Count: 5

## Statement Summary

<b>Purchases</b>	2,931.29	<b>Fees</b>	0.00	<b>Payments</b>	0.00	<b>Previous Balance</b>	0.00
<b>Cash Advances</b>	0.00			<b>Adjustments</b>	0.00	<b>Total Credits</b>	0.00
<b>Other Charges</b>	0.00					<b>Total Debits</b>	2,931.29
						<b>New Account Balance</b>	2,931.29

**Glen Ellyn School District 41  
Summary of Bills and Payroll  
June 2025**

Fund	Expenditures	Payroll	Total Expenditures
Education	\$ 522,155	\$ 7,395,993	\$7,918,148
Operations & Maintenance	415,049	228,451	643,500
Debt Service	301,656	-	301,656
Transportation	530,857	676	531,533
Social Security	-	119,909	119,909
IMRF	-	58,598	58,598
Capital Projects	3,847,661	-	3,847,661
Working Cash	-	-	-
Tort	-	-	-
<b>TOTAL</b>	<b>\$ 5,617,379</b>	<b>\$ 7,803,626</b>	<b>13,421,006</b>

Glen Ellyn School District 41  
Treasurer's Report - Statement of Cash & Investments  
Jun-25

FUND	<i>*Cash &amp; Investment Balance</i>	<i>Revenues</i>	<i>Revenues</i>	<i>Expenditures</i>	<i>Expenditures</i>	<i>Transfers &amp; Adjustments</i>	<i>Cash &amp; Investment Balance</i>	<i>Investments at Cost</i>
	<i>FY24 Beginning Balance</i>	<i>June</i>	<i>July - June</i>	<i>June</i>	<i>July - June</i>	<i>YTD</i>	<i>6/30/2025</i>	<i>(Information Only)</i>
Education	\$65,622,814	\$23,581,850	\$60,406,067	\$7,918,147	\$80,074,911	(\$213,087)	\$45,740,883	\$28,055,000
Operations and Maintenance	\$586,075	\$727,817	\$5,250,911	\$643,500	\$5,330,147	(\$1,454)	\$505,386	\$0
Debt Service	\$1,334,131	\$780,945	\$2,333,553	\$301,656	\$2,698,945	\$0	\$968,738	\$0
Transportation	\$3,815,469	\$1,273,525	\$3,279,027	\$531,533	\$3,770,009	\$532	\$3,325,018	\$0
Social Security	\$1,550,416	\$591,819	\$1,353,311	\$119,909	\$908,543	(\$11,835)	\$1,983,349	\$0
IMRF	\$1,420,754	\$322,892	\$892,560	\$58,598	\$572,590	\$0	\$1,740,724	\$0
Capital Projects	\$3,217,168	\$32,611	\$26,925,757	\$3,847,661	\$21,183,649	\$0	\$8,959,276	\$0
Working Cash	\$700,010	\$3,464	\$32,850	\$0	\$0	\$0	\$732,860	\$0
Tort	\$22,824	\$888	\$2,790	\$0	\$0	\$0	\$25,614	\$0
<b>Totals</b>	<b>\$78,269,661</b>	<b>\$27,315,812</b>	<b>\$100,476,825</b>	<b>\$13,421,005</b>	<b>\$114,538,795</b>	<b>(\$225,843)</b>	<b>\$63,981,848</b>	<b>\$28,055,000</b>

*\*Unaudited Cash & Investment Balances (with adjustments for payable accruals)*

## **Regular Board Meeting Minutes Hadley Jr. High School June 16, 2025**

### **Call to Order**

The June 16, 2025 regular board meeting was called to order at 6:32 p.m. Mr. Loebach led in the pledge of allegiance.

### **Roll Call**

The following Board members were in attendance: Jessica Buttimer, Ted Estes, Chris Martelli, Jason Loebach and Bob Bruno. Amy Becker was absent.

**Also in Attendance:** Superintendent Dr. Jeff McHugh, Assistant Superintendent of Human Resources Dr. David Bruno, Assistant Superintendent of Finance, Facilities and Operations Eric DePorter, Executive Director of Student Services Molly Victor, Executive Director of Buildings and Grounds Dave Scarmardo, Chief Communications Officer Erika Krehbiel and Assistant Technology Director Jim Videlka

### **Public Hearing**

**Public Hearing on the 2024-2025 Amended Budget:** Dr. Bruno called the public hearing on the 2024-2025 Amended Budget order. He noted that the 2024-2025 amended budget had been on file and conveniently available for public inspection since April 21, 2025. To date, the District had not received any verbal or written comments. Members of the public were offered an opportunity to comment on the amended budget. No comment was submitted.

*At 6:33 p.m. the public hearing was closed.*

### **Presentation**

**School Perceptions Community Survey Report:** School Perceptions representative Derek Gottlieb presented the [results](#) of the community-wide survey administered to all households within District 41 boundaries in April 2025. The presentation highlighted key areas of strength in the district's performance and compared current results to trends observed in previous survey administrations. Board members discussed the information presented, praised the strong results and discussed areas for improvement, particularly in topics scoring below 80%. Differences in satisfaction between parents and non-parents were noted, with parents rating higher when considering their own children. Dr. McHugh acknowledged the district's strengths but emphasized continued work, especially in special education, academic rigor, preschool, and communication. He noted his plans to collaborate with principals to address lower-scoring areas, determine whether issues stem from communication or needed changes, and use multiple data sources (survey, 5E, Humanex) to monitor progress.

### **Public Participation**

Dawn Reiss addressed the Board with perspectives on her experiences with staff as it relates to her child's special needs and the district's special education program.

### **Superintendent's Report**

Dr. McHugh provided an update on the following:

- **Kindergarten Center Update:** A district-wide kindergarten screening will be conducted at the start of the school year, with the first day of kindergarten set for September 2 (the day after Labor Day). Kindergarten screenings and a later start date, unrelated to

construction, will become the new standard to provide a smoother and more effective start for students.

- Title I Plan: As required by Illinois School Code, Dr. McHugh presented the District's Title I Plan for the 2025-2026 School year. He noted they plan directly supports Churchill Elementary School as a School-wide Title I school.
- Year in Review: A year-in-review highlighted the refresh of the district's Strategic Plan, the implementation of Full-Day Kindergarten and the Kindergarten Center, transportation initiatives, student personal devices, and community engagement efforts. Dr. McHugh noted that priorities for the coming year include conducting a special education review in partnership with an outside consultant, evaluating the preschool program, advancing instructional technology, and reviewing metrics to support progress toward the Strategic Plan's goals.

### **Adjourn to Closed Session**

*At 7:21 p.m., board members Loebach motioned and Buttimer seconded to adjourn to closed session to confidentially discuss:*

- *Section 2(c) 1, The appointment, employment, compensation, discipline, performance, or dismissal of specific employees,*
- *Section 2(c) 2 Collective negotiating matters between the school board and its employees or their representatives,*
- *Section 2(c) 8 Emergency security procedures and the use of personnel and equipment to respond to actual danger to the safety of employees, students, staff or public property, through technology.*
- *Section 2(c) 14 Discussion of minutes of meetings lawfully closed under the Open Meetings Act, whether for purposes of school board approval of the minutes or semi-annual review of the minutes as required by the Act.*

*Roll Call*

*Aye: Loebach, Hill, Estes, Martelli, Buttimer and Bruno*

*Nay: None*

*Absent: Becker*

*Motion passed*

### **Return to Open Session**

*At 7:46 p.m., the Board returned to open session.*

### **Board Reports**

No reports were presented.

### **Action Items**

**Consent Agenda:** *Board members Loebach motioned and Buttimer seconded to approve the consent agenda which included:*

- *Employment recommendations, Resignations, Terminations and resignations with retirement as noted on the personnel report*
- *Donation and Gifts*
- *Disposal of Surplus Property*
- *Freedom of Information Act (FOIA) Report*
- *Investment Schedule*
- *Monthly Overview of the Revenue and Expenditure Summary Report*
- *Summary of Bills and Payroll*
- *Treasurer's Report*
- *Resolution to Authorize the Payment of Summer Bills*
- *Board Meeting Minutes*
- *May 19, 2025 Regular and Closed Session Meeting Minutes*

• June 2, 2025 Special Meeting and Closed Session Minutes

*Roll Call*

*Aye: Loebach, Hill, Estes, Martelli, Buttimer and Bruno*

*Nay: None*

*Absent: Becker*

*Motion passed*

**Recommendations**

**Supplemental Pay Recommendation:** *Board members Loebach motioned and Buttimer seconded to recommendations for supplemental pay activities for the 2025-2026 school year as outlined in the report and funded with the District Supplemental Pay budget.*

*Roll Call*

*Aye: Loebach, Hill, Estes, Martelli, Buttimer and Bruno*

*Nay: None*

*Absent: Becker*

*Motion passed*

**Hadley ESL Curricular Recommendation:** *Board members Loebach motioned and Buttimer seconded to the recommendation to adopt a six year agreement with National Geographic for student materials and professional development for a total amount of \$21,230 from the 2025-2026 Teaching and Learning budget as presented.*

*Roll Call*

*Aye: Loebach, Hill, Estes, Martelli, Buttimer and Bruno*

*Nay: None*

*Absent: Becker*

*Motion passed*

**Student Transportation Contract Amendment:** *Board members Loebach motioned and Buttimer seconded to the addendum to the existing Safeway Transportation Services, Corp. contract which was originally signed on February 21, 2024 as presented.*

*Roll Call*

*Aye: Loebach, Hill, Estes, Martelli, Buttimer and Bruno*

*Nay: None*

*Absent: Becker*

*Motion passed*

**Board Member Conference Expense:** *Board members Loebach motioned and Buttimer seconded to approve the attendance for Board members Bob Bruno and Julie Hill to attend the Federal Advocacy Conference and authorize related expenses in line with Board policies estimated at \$4,396 to be supported from the 2025-2026 Board Conference/Meeting Budget as outlined in the board report.*

*Roll Call*

*Aye: Loebach, Hill, Estes, Martelli, Buttimer and Bruno*

*Nay: None*

*Absent: Becker*

*Motion passed*

**Approve Amended 2024-2025 Budget:** Earlier in the evening we held a public hearing related to the 2024-2025 Amended Budget.

*Board members Loebach motioned and Buttimer seconded to approve the 2024-2025 Fiscal Year Amended Budget as presented.*

*Roll Call*

*Aye: Loebach, Hill, Estes, Martelli, Buttimer and Bruno*

*Nay: None*

*Absent: Becker*

*Motion passed*

**Approval of July 1, 2025 – June 30, 2029 Teachers’ Collective Bargaining Agreement:**

Prior to calling for a motion, Dr. Bruno shared that Board and GEEA representatives have reached a tentative agreement on a new collective bargaining contract effective July 1, 2025, through June 30, 2029, featuring adjustments to extra-duty pay, and updates to retirement benefits. This agreement, already approved by GEEA membership and pending Board approval, reflects the strong, collaborative relationship between both parties in support of District 41’s educational mission.

*Board members Loebach motioned and Buttimer seconded to approve the July 1, 2025 through June 30, 2029 Teachers’ Agreement between the Board of Education and the Glen Ellyn Education Association substantially in the form ratified by the Association and recommended by the Board’s representatives and to authorize the President and Secretary to sign the Agreement after signature by the Association’s Co- Presidents, with such agreement to supersede the July 1, 2022 through June 30, 2026, agreement as presented.*

Mr. Loebach noted a job well done recognizing the strong collaboration between administration and staff, with the negotiating process.

*Roll Call*

*Aye: Loebach, Hill, Estes, Martelli, Buttimer and Bruno*

*Nay: None*

*Absent: Becker*

*Motion passed*

### **Learning Together/Other**

**Board Member Recognition:** As a retiring Board member, Jess Buttimer expressed her gratitude to her colleagues and the community for their support over the past six years, reflecting on her experiences, pride in the board’s accomplishments, and anticipation for the next chapter with her family. Fellow board members and the Dr. McHugh shared their appreciation for Mrs. Buttimer’s contributions, highlighting her partnership, thoughtful questions, and commitment to what is best for students. Board members emphasized her positive influence, ability to broaden perspectives, and role in strengthening the board’s work.

**Introduction of New Board Member and Oath of Office:** Prior to administering the oath of office, Dr. Bruno noted that earlier this month during the Board’s special meeting, the Board took action appointing Mrs. Katie LaDow to the Board to fill the seat of Jessica Buttimer

**Board Governance:** Dr. Bruno noted board committee assignments for the upcoming school year and shared the Mrs. Mogk would be sending additional information on meetings as they scheduled.

**Upcoming Meetings**

- Wednesday, July 23, 2025 Special Board Workshop Meeting, 6:30 p.m., Central Services Office
- Monday, August 18, 2025, Regular Board meeting, 6:30p.m. at Hadley Jr. High

**Adjournment**

*At 8:15 p.m. Board members Buttmer motioned and Loebach seconded to adjourn the June 16, 2025 regular board meeting. Approved by unanimous vote.*

Respectfully submitted,  
Nancy Mogk  
Board Recording Secretary

---

Bob Bruno, Board President

---

Julie Hill, Board Secretary

Approved August 18, 2025

**SPECIAL MEETING  
Central Services Office  
Minutes  
July 23, 2025, 2025**

**Call to Order and Roll Call**

The July 23, 2025 Special Board meeting was called to order at 6:30 p.m. Mr. Loebach led the pledge of allegiance.

The following Board members were in attendance: Amy Becker, Ted Estes, Katie LaDow, Christ Martelli, Jason Loebach, Julie Hill, and Dr. Robert Bruno.

**Also in Attendance:** Superintendent Dr. Jeff McHugh and IASB Representative Arlana Bedard.

**Public Participation**

None

**Adjourn to Closed Session:** *Board members Loebach motioned and Estes seconded to adjourn to closed session under section 2 (c) 16: Self-evaluation, practices and procedures or professional ethics, when meeting with a representative of a statewide association of which the public body is a member.*

*On a roll call vote:*

*Aye: Hill, Becker, LaDow, Estes, Loebach, Martelli and Bruno*

*Nay: None*

*Motion passed*

**Return to Open Session:** The Board returned to open session at 9:42 p.m.

**Adjournment:** *At 9:43 p.m. Board members Loebach motioned and Estes seconded to adjourn the July 23, 2025 Special meeting. Motion passed by unanimous voice vote.*

Respectfully submitted,

Amy Sabalasky, on behalf Nancy Mogk, Board Recording Secretary

---

Bob Bruno, Board President

---

Julie Hill, Board Secretary

Approved: August 18, 2025



**Memorandum of Understanding; Partnership Agreement  
Glen Ellyn Children's Resource Center (GECRC) AND  
Glen Ellyn School District 41**

August 2025

This Memorandum of Understanding (MOU) describes the responsibilities and expectations between Glen Ellyn Children's Resource Center (GECRC), a 501c3 organization, with an office located at 346 Taft, Suite 205, Glen Ellyn IL; and Glen Ellyn School District 41 (District), an Illinois public school district, with an office located at 793 Main St, Glen Ellyn IL.

The purpose of this MOU is to set forth the terms and conditions, scope of work and responsibilities of the parties associated with the collaboration of the GECRC program at Churchill Elementary, Abraham Lincoln Elementary, D41 Kindergarten Center and Hadley Junior High.

**RESPONSIBILITIES AND EXPECTATIONS**

The Glen Ellyn Children's Resource Center (GECRC) will serve as the "lead" organization.

As the lead organization, GECRC shall undertake the following activities under this MOU:

- Provide after school programming to registered students at Abraham Lincoln, Churchill ,and the Kindergarten Center, Monday-Friday on days that school is in session;
- Provide volunteer tutors and enrichment opportunities for Hadley Junior High, Monday-Friday on days that school is in session;
- At its expense, GECRC will conduct, or cooperate with the District in conducting, the background checks of employees and volunteers required by law or reasonably required by the District. However, GECRC retains sole responsibility and legal liability for the selection and conduct of its employees and volunteers.
- Provide a trained GECRC staffing at each program site.
  - Staff to student ratio of 1:20
- Provide a Summer Program to eligible D41 students.
- Facilitate High Impact Tutoring (H.I.T.) program.
  - Tutor coordination; communication with teachers

D41 shall undertake the following activities under this MOA:

- Provide space for in-person programming and family engagement opportunities.
  - Access to tech, key cards, building Wi-Fi, printing.
- Provide snacks through food services for students in attendance.

- Curriculum access
- Busing for the Kindergarten Center and Churchill students; late bus access for Hadley GECRC students
- Evaluation data (TBD)
- Provide GECRC Summer Program busing for registered D41 students.
- High Impact Tutoring (H.I.T )program
  - Marketing and promotion of tutor opportunities
  - Curriculum

Both Parties commit to:

- Regular communication regarding schedule changes, staffing/volunteer changes, and feedback as soon as possible to ensure program quality.
- Generally, promote cooperative planning and service delivery as partners for increased academic, social and emotional efficacy for D41 students and their families.

**TERMS OF AGREEMENT**

This MOU and GECRC’s use of the District’s facilities are subject to Board of Education Community Use of School Facilities Policy 8:20, Administrative Procedures 8:20AP and 8:20AP2, under which GECRC is a Category 2 organization, and the agreement provisions of the Facility Use Request Form, which is an exhibit to the Policy and Administrative Procedures. GECRC will annually supply proof of insurance verifying that the group maintains adequate insurance coverage against personal injury and/or property loss.

This agreement will renew automatically annually but will be reviewed in writing between GECRC and District Administration to ensure that it is fulfilling its purpose and to make any necessary revisions. Substantial revision may require Board approval.

Either organization may terminate this Letter of Agreement upon thirty (30) days written notice without penalties or liabilities.

IN WITNESS WHEREOF, the parties have executed this MOU effective as of the date first written below.

**Glen Ellyn Children’s Resource Center  
Representative**

**GLEN ELLYN SCHOOL DISTRICT 41  
Board of Education President**

Signature \_\_\_\_\_

Signature: \_\_\_\_\_

Date: \_\_\_\_\_

Date: \_\_\_\_\_

## Board Report

**Date:** August 13, 2025

**Title:** Special Education Program Review

**Submitted by:** Dr. Jeff McHugh, Superintendent and  
Molly Victor, Executive Director of Student Services

---

**Strategic Priority Goal 1: Foster Growth-Focused Academic Excellence** District 41 will provide a rigorous and innovative learning environment to ensure all students achieve excellence and are prepared to thrive in a global society

**Strategic Priority Goal 2: Nurture a Culture of Belonging:** District 41 will provide a culture of belonging where every student, staff member and family feels valued, respected, and connected.

**Strategic Priority Goal 4: Strengthen Community Connections:** District 41 will strengthen community connections and partnerships through engagement in all five communities District 41 serves.

### Background:

During the 2016-2017 school year, a special education audit was conducted at the Board's request. The findings were shared with the Board in April 2017. Recommendations from this audit were initially implemented during the 2017-2018 school year. In April 2020, a progress report was presented to the Board discussing growth in the 2017 identified areas. The Student Services department, as well as the district, have new leaders since the previous audits. This leadership team is seeking updated information related to the provision of special education services in District 41. The results of this review will be used to continue to build upon our strengths and bring greater focus to the areas of challenge, with the ultimate goal to improve the educational outcomes for our students.

### Discussion:

At the June 16, 2025 Board of Education meeting, the superintendent announced the district would seek an organization or individuals to conduct a special education review.

Administration requested that organizations or individuals that were contacted include the following information in the audit:

- A review and analysis of special education programming to ensure an appropriate continuum of services within schools
- A review of service/instructional delivery options to ensure students are growing in their educational domains
- A review of the staffing allocations for the District and each school to ensure all students' educational needs can be met
- A review and analysis of parental communication from the District to parents of students with special needs

Administration was provided with suggested consultants who complete this type of review. Administration vetted the consultants to ensure alignment to the needs of the audit.

Administration recommends moving forward with the proposal submitted by Dr. Lea Anne Frost. Dr. Frost has extensive experience in the field of special education, locally and statewide. The scope of the review will include facilitated "office hours", extensive data review with qualitative and quantitative analysis, and observations throughout the schools. Recommendations will be shared in December 2025 at the conclusion of the review process.

**Other Information:**

Following approval from the Board, the audit would begin in August 2025 and conclude in December 2025.

Contract and proposed scope of work attached.

**Budgetary Funding:**

The cost for the review will be no more than \$12,500. The total cost will be determined based on the number of hours provided by Dr. Frost and will be invoiced monthly through the review period. This cost was anticipated in the 2025-2026 budget plan.

**Recommendation:**

The administration recommends the Board of Education authorize Executive Director, Molly Victor, to enter into contract on behalf of the district with Dr. Lea Anne Frost for the purposes of a Special Education Review for a cost of no more than \$12,500 from the 2025-2026 budget.

● **RESOLUTION FOR SERIOUS SAFETY HAZARD APPROVAL**

BE IT RESOLVED, by the Board of Education of Glen Ellyn School District 41, DuPage County, Illinois, that the Board of Education hereby certifies that serious safety hazards remain in place for the following approved applications:

- 41-81-1 – Churchill School
- 41-81-3 – Churchill School
- 41-85-1 – Hadley Junior High School
- 41-85-2 – Hadley Junior High School
- 41-01-1 - Forest Glen School

ADOPTED this 18th day of August 2025, by roll call vote as follows:

YES \_\_\_\_\_  
NO \_\_\_\_\_  
ABSENT \_\_\_\_\_

Board of Education  
Glen Ellyn School District 41  
DuPage County, Illinois

\_\_\_\_\_  
President

ATTEST:

\_\_\_\_\_  
Secretary

## Board Report

**Date:** August 18, 2025

**Title:** Serious Safety Hazards

**Submitted by:** Eric DePorter - Assistant Superintendent Finance, Facilities & Operations

---

**Strategic Priority Goal 4: Strengthen Community Connections:** District 41 will strengthen community connections and partnerships through engagement in all five communities District 41 serves.

**Background:** The Assistant Superintendent for Finance, Facilities and Operations is responsible for reporting safety-crossing of serious safety hazards related to bus transportation to the state on an annual basis.

**Discussion:** Districts may apply to the Illinois Department of Transportation (IDOT) for approval to declare an area as a safety-crossing hazard for students who reside less than 1½ miles from their school of attendance. IDOT considers numerous variables in deciding to declare an area a safety-crossing hazard.

An example of a safety hazard is the age of the students having to cross railroad tracks or major streets and what crossing aides are available at that intersection. In previous years, the district has had various areas reviewed and approved.

Once an area is approved as a serious safety hazard, the district can then claim reimbursement from the Illinois State Board of Education for providing transportation to the students who are affected by this hazard even though they reside less than 1½ miles from the school they are attending.

The administration has reviewed the currently approved safety hazards listed below and recommends that they remain in force.

41-81-1 –Churchill School:

West: President Street (excluding Timber Ridge) South: Geneva Road

East: Summit Street

North: North Avenue

41-81-3 –Churchill School:

Timber Ridge Condominiums

41-85-1 – Hadley Junior High School:

Railroad Crossing at Prospect

41-85-2 – Hadley Junior High School:

Geneva Road North to Shorewood, East to Forest Avenue

41-01-1 -Forest Glen School:

Geneva Road from Western Avenue East to Main Street, North to Railroad Street

**Other Information:** None at this time.

**Budgetary Funding:** None at this time.

**Recommendation:** The administration recommends that the Board of Education adopt the attached Resolution for Serious Safety Hazard Approval.

## Board Report

**Date:** August 18, 2025

**Title:** Place FY 2025-2026 Budget on Display and Schedule Public Hearing

**Submitted by:** Eric DePorter - Assistant Superintendent of Finance, Facilities & Operations/CSBO

---

**Strategic Priority Goal 4: Strengthen Community Connections:** District 41 will strengthen community connections and partnerships through engagement in all five communities District 41 serves.

**Background:** The Illinois School Code requires the Board of Education to adopt an annual budget no later than September 30 of each school year. The budget must be presented in tentative form and placed on display for at least 30 days prior to final adoption. The District must hold a public hearing before adopting the final budget.

To date, the Administration and the Board have completed the following related to the 2025-2026 Fiscal Year Budget:

- October - Board approved the summer 2026 capital project plan
- November - Administration presents the proposed Levy to help illustrate how the levy is calculated, applied and sets the foundation for the overall budget
- December - Board approved the 2025 levy
- March through July - Board approves technology needs for the 2025-2026 school year.
- Mid August - Administration presents the tentative 2025-2026 Budget to the Board and requests it be put on display in preparation of taking action on approving the final budget in September.

**Discussion:** Preparation of the tentative 2025-2026 school district budget has been ongoing as each building has worked to fill openings. As we do each year, staffing levels have been closely monitored to ensure that class sizes remain within targeted levels. I'm happy to report that for the upcoming school year we were able to attract quality applicants and fill the vast majority of openings in a timely manner enabling us to focus on welcoming new staff in early August and integrating them into our systems in advance of the start of school.

In addition to updating the budget for contractual salary and benefit costs, we have budgeted for the completion of the Kindergarten Center. Charges related to the Kindergarten center project will be paid for out of existing fund reserves and recorded in the capital projects fund.

As a result of the addition of approximately \$8,125,000 in expenses within the FY26 budget for the Kindergarten center, the overall budget summary indicates a planned deficit of \$7,400,000. If the FDK project costs were removed from the FY26 budget the overall summary would have shown a surplus budget of approximately \$725,000. The existence of the potential surplus is important as we plan for future years and the need to continue operational spending to operate the Kindergarten center.

The overall budget summary indicates that we project to end the year, and the related expenditures to complete the Kindergarten center, with a fund reserve balance of approximately 19.2%. This is in line with our target when we set the Kindergarten center budget at \$28,000,000.

As we move towards presenting a final budget for approval at the September board meeting, changes to the tentative budget will be completed to include any new information that becomes available. Those changes will be summarized and presented when the final 2025-2026 budget is brought forward.

**Other Information:**

**Budgetary Funding:** This affects the FY 2025-2026 Budget.

**Recommendation:** The administration recommends the Board of Education approve the resolution notifying the public of the hearing on the budget and the placement of the 2025-2026 tentative budget on public display.

## **Glen Ellyn School District 41 2025-2026 Tentative Budget**

This Fiscal Year 2025-2026 Tentative Budget is submitted for your review. The budget presents the District's finance and operations plan and reflects the financial support of the goals and objectives of the District.

Budgets and financial projections are snapshots using the latest available information. School finance is conducted in a dynamic environment. Financial planning and management are affected by numerous internal and external events. Some of these factors include:

- Future State and Federal legislation impacting revenue expectations
- Interest rate changes
- Enrollment growth, or decline, and the changes in personnel needed to accommodate the students
- Special education services for students with disabilities
- Number of retirees and related benefits
- Medical insurance premium changes
- Capital improvement needs related to asset maintenance

The District has compiled this tentative budget using the most recent information available along with historical estimates. The budget will be updated prior to final adoption in September as new information becomes available.

## **Fund Accounting Explained**

The District uses a fund accounting system established by the Illinois School Code and the Illinois Program Accounting Manual. Each fund is an individual set of accounts and are used to record transactions related to the purpose of each fund. A separate budget for each fund is prepared showing estimated revenues and expenditures.

### **General Funds**

#### **Education Fund**

The District receives the majority of its revenue and also expends the majority of the budget from the Education Fund. The Education Fund is used to provide the instructional programs and related costs such as salaries and benefits, instructional materials, equipment, furnishings, and supplies.

#### **Operations and Maintenance Fund**

All costs of maintaining, improving, or repairing school buildings and property, renting buildings and property for school purposes are charged to the Operations and Maintenance Fund and paid from the tax levied for that purpose.

### **Special Revenue Funds**

#### **Transportation**

Costs of transportation are to be paid from this fund. Moneys received for transportation purposes from any source must be deposited into this fund.

**Illinois Municipal Retirement Fund (IMRF) and Social Security Fund** This fund is created to house the tax levied for the school district's share of the Illinois Municipal Retirement Fund and Social Security/Medicare benefits for covered employees. This fund is used solely to pay the pension obligations to IMRF, social security costs, and Medicare costs.

### **Debt Service Fund**

#### **Bond and Interest Fund**

Bonds are generally issued to finance the construction of buildings, but may also be issued for other purposes. Taxes are levied to provide cash to retire these bonds and to pay related interest. To protect the bondholders, these tax collections must be accounted for in the Debt Service Fund and maintained in separate bond and interest accounts for each bond issue.

### **Capital Projects Fund**

This fund exists for the purposes of recording site and building construction projects.

### **Working Cash Fund**

If a separate tax is levied for working cash purposes or if bonds are sold for this purpose, this fund shall be created. Cash available in this fund may be loaned to any fund for which taxes are levied.

# **Tentative Budget Assumptions 2025-2026 School Year**

## **General Assumptions - Staffing**

- Staffing is currently showing an increase from 471.90 to 489.37 FTE. This represents an increase of 17.4 FTE over the FY25 staffing levels. The increase is tied directly to the opening of our new Kindergarten Center. All 5 existing school buildings, as well as CSO, reflect a reduction in FTE for FY26.

## **Revenue Assumptions**

- Local taxes are budgeted to be \$2,041,255 higher than the previous year. The CPI used in the tax estimate is the 2024 CPI of 2.9%. This CPI factor will impact the 2025 Levy and taxes received during the spring of 2026.
  - Federal funding is expected to be lower by approximately \$318,062. This is related to a reduction in our Title funding and the end of ESSER funds.
  - Interest income remained high during the year. The District has investments in a multi-year ladder structure which will continue to produce a high level of interest for the near term. Interest income is budgeted at \$2,878,950 for FY26.
  - Corporate Personal Property Replacement Taxes (CPPRT) is expected to continue to decline for a third straight year. CPPRT is budgeted at \$1,546,951 for FY26.

## **Expenditure Assumptions**

- Central office department budgets have small increases built in to address rising costs related to high inflation.
- Both GEEA and AFSCME contractual salary amounts reflect 4.22% increases. Year end CPI levels, which determine increase percents, for 2023 and 2024 were slightly lower than the post COVID era highs.
- The Teaching and Learning budget includes the costs connected to our new literacy curricular resource HMH. During FY26 we will be paying for 5 years with HMH. The total cost is approximately \$875,000 for the materials, and another \$440,000 for the digital licenses. As discussed at the April 2025 Board meeting, by paying for 5 years we benefit from substantial cost savings compared to paying each year.
- The technology budget reflects an increase of approximately \$133,780 in capital spending. The increase is related to replacing switching hardware within our buildings that has reached its expected end of life. This expense has been planned and is part of our long-range hardware replacement schedule. Our goal is to level year to year spending so that we do not have large variations in hardware cost expenditure needs.

## **Tentative Budget Assumptions 2025-2026 School Year (Cont.)**

### **Kindergarten Center Expenditure Assumptions**

- During FY26 we will finish the spending on the construction of the \$28 million-dollar Kindergarten Center project.
  - To date we spent approximately \$1,310,000 during the year ended 6/30/24, and approximately \$18,300,000 during the year ended 6/30/25.
  - For the upcoming fiscal year (FY26) we have approximately \$7,500,000 budgeted to complete the project.
  - In addition to the construction costs above we have approximately \$625,000 budgeted to cover the costs associated with equipping the building with non-furniture type supplies and goods.
  
- Staffing for the building involved transferring existing staff from the other buildings, as well as hiring new staff.
  - A total of 36.65 FTE are slated to staff the building
  
- The budget contains a transfer of funds from the Education fund to the Capital Projects fund to properly record all expenditures within the Capital Projects fund.
  
- As previously discussed, the District is funding the Kindergarten Center project out of existing fund reserves.

**GLEN ELLYN SCHOOL DISTRICT 41**  
**District Wide Summary**  
 Budget and Staffing Comparison - FY26 to FY25

STAFF DETAIL	FY26	FY25				INC/DEC
Teachers	309.80	298.80				11.00
Paraprofessionals	66.50	69.00				(2.50)
Administrators	24.00	23.00				1.00
Directors and Managers	3.00	3.00				0.00
Admin Assistants	7.00	7.00				0.00
Clerical	17.00	15.50				1.50
Nurses	7.47	7.00				0.47
Food Service	15.00	12.00				3.00
Tech Specialists	4.00	4.00				0.00
Custodial	35.60	32.60				3.00
	0.00	0.00				0.00
<b>TOTAL STAFF</b>	<b>489.37</b>	<b>471.90</b>				<b>17.47</b>

REVENUE DETAIL	FY26 Budget	FY25 Budget	BUDGET CHANGE		FY25 YTD	ACTUAL VARIANCE
Property Taxes	\$59,889,187	\$57,847,932	\$2,041,255		\$58,703,034	\$855,102
CPPRT	\$1,546,951	\$1,869,560	(\$322,609)		\$1,535,733	(\$333,827)
Other Local	\$972,050	\$1,001,380	(\$29,330)		\$916,651	(\$84,729)
Interest	\$2,878,950	\$3,321,450	(\$442,500)		\$3,431,547	\$110,097
State	\$4,763,304	\$4,453,719	\$309,585		\$4,552,551	\$98,832
Federal	\$1,504,397	\$1,822,459	(\$318,062)		\$2,037,309	\$214,850
<b>TOTAL</b>	<b>\$71,554,839</b>	<b>\$70,316,500</b>	<b>\$1,238,339</b>		<b>\$71,176,825</b>	<b>\$860,325</b>

EXPENDITURE DETAIL	FY26 Budget	FY25 Budget	BUDGET CHANGE		FY25 YTD	ACTUAL VARIANCE
100 Salaries	\$39,673,386	\$37,514,655	\$2,158,731		\$37,597,307	\$82,652
200 Benefits	\$9,524,523	\$8,325,566	\$1,198,957		\$8,705,335	\$379,769
300 Services	\$9,175,940	\$9,210,115	(\$34,175)		\$9,603,352	\$393,237
400 Supplies	\$4,890,846	\$4,737,809	\$153,037		\$4,351,678	(\$386,131)
500 Equipment / Capital	\$10,537,629	\$26,914,741	(\$16,377,113)		\$19,445,776	(\$7,468,965)
600 Other	\$5,152,355	\$4,876,250	\$276,105		\$5,468,339	\$592,089
<b>TOTAL</b>	<b>\$78,954,678</b>	<b>\$91,579,136</b>	<b>(\$12,624,458)</b>		<b>\$85,171,787</b>	<b>(\$6,407,350)</b>

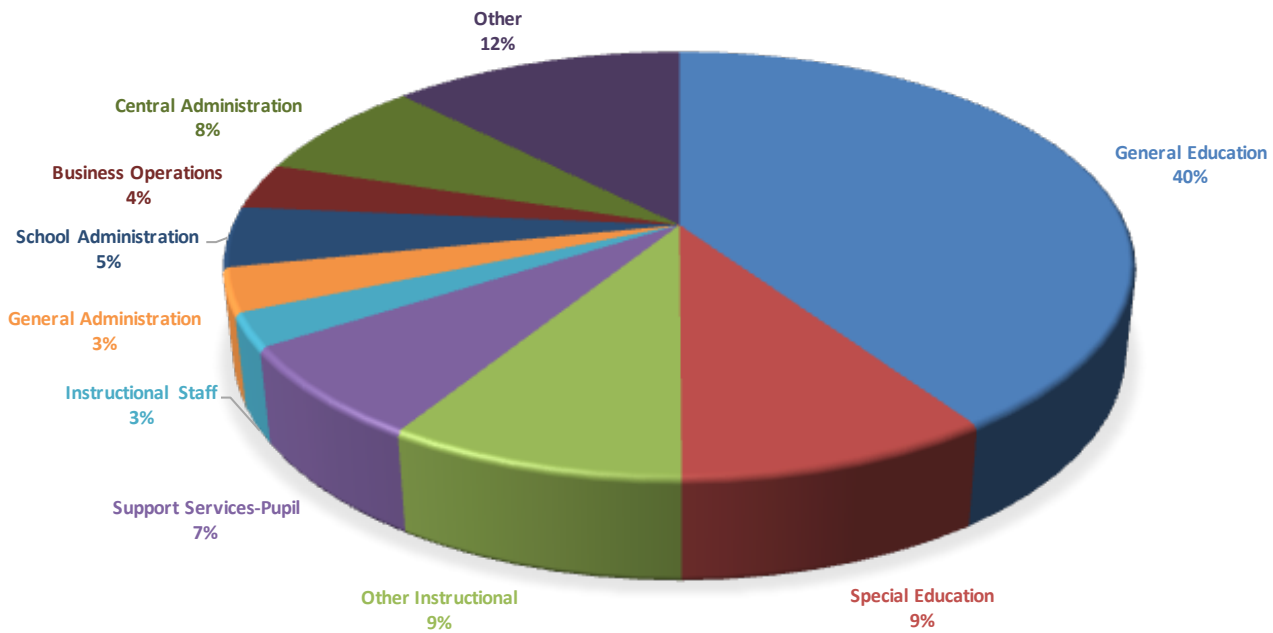
<b>Revenue less Expenditures</b>	<b>(\$7,399,839)</b>	<b>(\$21,262,636)</b>			<b>(\$13,994,962)</b>	
----------------------------------	----------------------	-----------------------	--	--	-----------------------	--

**GLEN ELLYN SCHOOL DISTRICT 41**  
**July 1, 2025 - June 30, 2026 Budget Summary - Cash Basis**

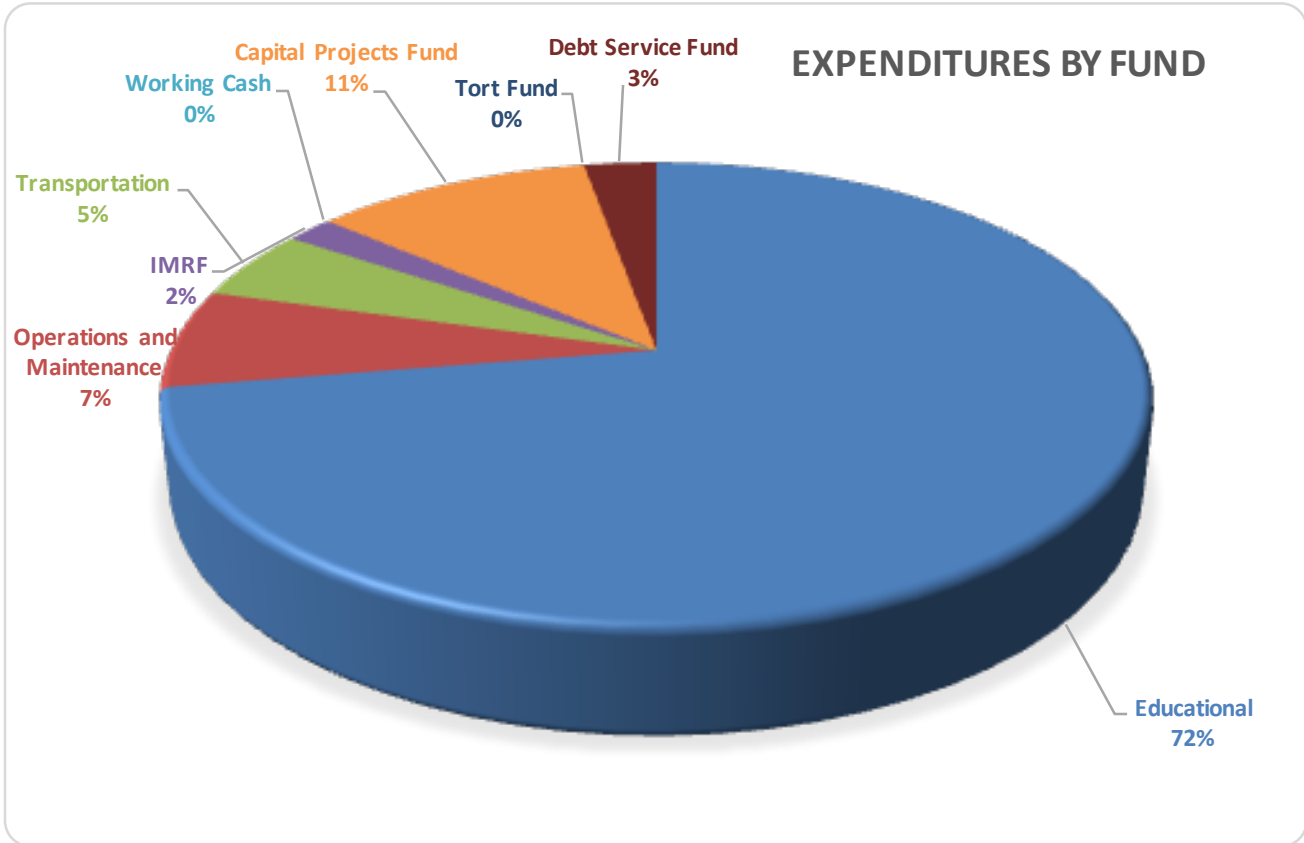
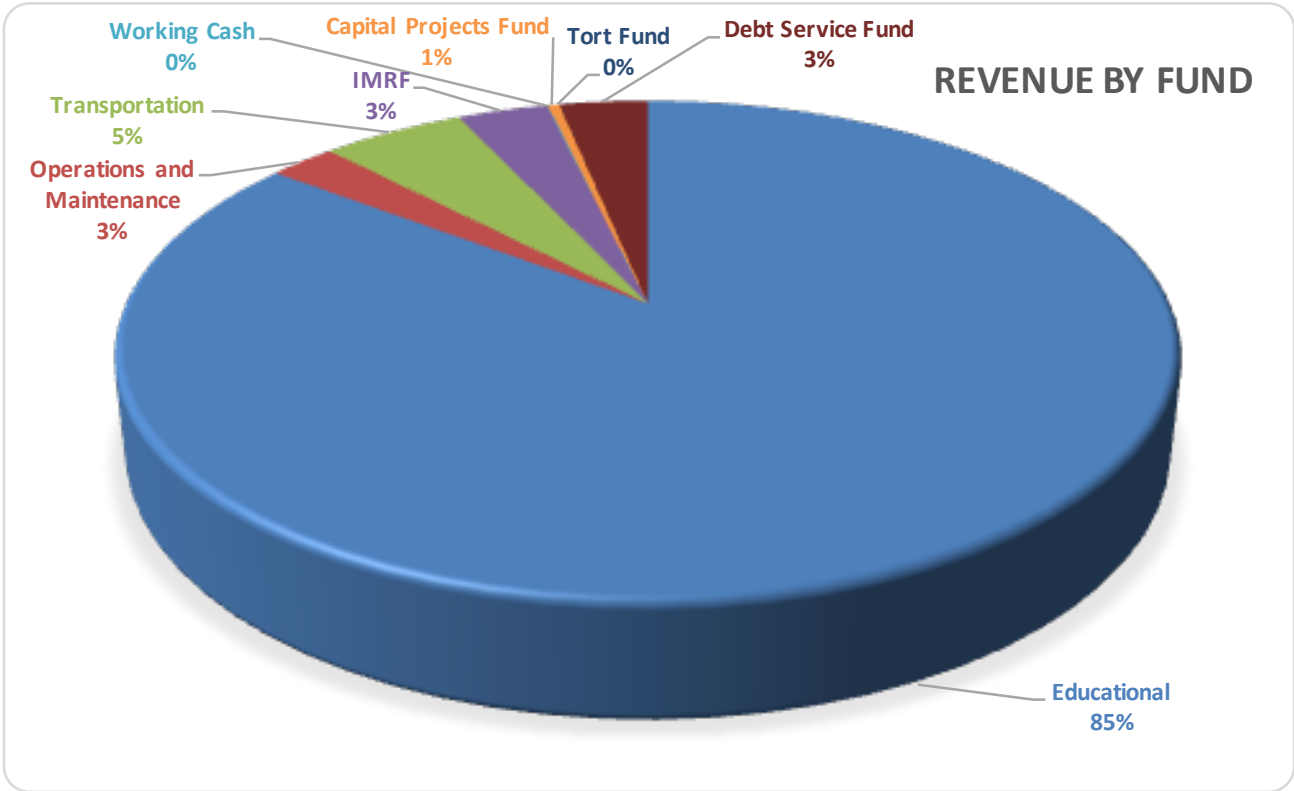
	Education	Operations & Maintenance	Debt Service	Transportation	IMRF Retirement	Capital Projects	Working Cash	Tort	Total FY 2026 Budget	Total FY 2025 Budget
<b>REVENUES</b>										
Local Sources	\$51,713,436	\$1,721,061	\$1,756,041	\$2,577,148	\$2,117,911	\$0	\$1,795	\$1,795	\$59,889,187	\$57,847,935
State Sources	\$2,651,517	\$550,000	\$526,787	\$1,035,000	\$0	\$0	\$0	\$0	\$4,763,304	\$4,442,614
Federal Sources	\$1,504,397	\$0	\$0	\$0	\$0	\$0	\$0	\$0	\$1,504,397	\$1,590,518
Other Sources	\$4,647,050	\$37,000	\$32,000	\$130,550	\$227,951	\$300,000	\$22,750	\$650	\$5,397,951	\$7,392,391
<b>Total Revenues</b>	<b>\$60,516,400</b>	<b>\$2,308,061</b>	<b>\$2,314,828</b>	<b>\$3,742,698</b>	<b>\$2,345,862</b>	<b>\$300,000</b>	<b>\$24,545</b>	<b>\$2,445</b>	<b>\$71,554,839</b>	<b>\$71,273,458</b>
<b>EXPENDITURES</b>										
<i>Instruction</i>										
Regular Programs	\$24,837,458	\$0	\$0	\$0	\$269,782	\$0	\$0	\$0	\$25,107,240	\$23,474,918
Special Ed Programs	\$5,799,867	\$0	\$0	\$0	\$342,460	\$0	\$0	\$0	\$6,142,327	\$5,895,293
Other Instructional Programs	\$5,501,029	\$0	\$0	\$0	\$80,697	\$0	\$0	\$0	\$5,581,725	\$5,026,234
<i>Support Services</i>										
Pupils	\$4,318,726	\$0	\$0	\$0	\$126,639	\$0	\$0	\$0	\$4,445,365	\$3,905,641
Instructional Staff	\$1,563,862	\$0	\$0	\$0	\$46,050	\$0	\$0	\$0	\$1,609,912	\$1,578,472
General Administration	\$2,031,965	\$0	\$0	\$0	\$31,850	\$0	\$0	\$0	\$2,063,814	\$2,071,590
School Administration	\$2,818,758	\$0	\$0	\$0	\$98,507	\$0	\$0	\$0	\$2,917,265	\$2,506,033
Business	\$2,148,711	\$5,875,552	\$0	\$4,227,832	\$452,507	\$9,245,909	\$0	\$0	\$21,950,511	\$36,347,777
Central	\$4,723,690	\$0	\$0	\$0	\$163,287	\$0	\$0	\$0	\$4,886,977	\$4,626,306
Other Supporting Services	\$5,771,248	\$0	\$0	\$0	\$0	\$0	\$0	\$0	\$5,771,248	\$1,320,167
<i>Community Services</i>										
Payments to Other Districts and Gov't Units	\$1,834,718	\$0	\$0	\$0	\$0	\$0	\$0	\$0	\$1,834,718	\$1,582,338
<i>Construction</i>										
Referendum Related Projects	\$0	\$0	\$0	\$0	\$0	\$0	\$0	\$0	\$0	\$0
<i>Debt Service</i>										
Principal	\$0	\$0	\$1,712,000	\$0	\$0	\$0	\$0	\$0	\$1,712,000	\$1,630,000
Interest	\$0	\$0	\$691,576	\$0	\$0	\$0	\$0	\$0	\$691,576	\$778,289
<b>Total Expenditures</b>	<b>\$61,350,031</b>	<b>\$5,875,552</b>	<b>\$2,403,576</b>	<b>\$4,227,832</b>	<b>\$1,611,779</b>	<b>\$9,245,909</b>	<b>\$0</b>	<b>\$0</b>	<b>\$84,714,678</b>	<b>\$90,743,058</b>
<b>OTHER FINANCING SOURCES (USES)</b>										
Transfers In/Other Financing Sources	\$0	\$500,000	\$0	\$0	\$0	\$5,260,000	\$0	\$0	\$5,760,000	\$29,300,000
Transfers Out/Other Financing Uses	(\$5,760,000)	\$0	\$0	\$0	\$0	\$0	\$0	\$0	(\$5,760,000)	(\$29,300,000)
<b>Total Other Financing Sources (Uses)</b>	<b>(\$5,760,000)</b>	<b>\$500,000</b>	<b>\$0</b>	<b>\$0</b>	<b>\$0</b>	<b>\$5,260,000</b>	<b>\$0</b>	<b>\$0</b>	<b>\$0</b>	<b>\$0</b>
<b>Net Change in Fund Balance</b>	<b>(\$6,593,631)</b>	<b>(\$3,067,491)</b>	<b>(\$88,748)</b>	<b>(\$485,134)</b>	<b>\$734,083</b>	<b>(\$3,685,909)</b>	<b>\$24,545</b>	<b>\$2,445</b>	<b>(\$13,159,839)</b>	<b>(\$19,469,599)</b>
<b>Fund Balances, Beginning of Year</b>	<b>\$13,192,508</b>	<b>\$4,870,214</b>	<b>\$440,745</b>	<b>\$2,686,096</b>	<b>\$1,870,267</b>	<b>\$4,532,699</b>	<b>\$695,055</b>	<b>\$21,907</b>	<b>\$28,309,491</b>	
<b>Fund Balances, End of Year</b>	<b>\$6,598,877</b>	<b>\$1,802,723</b>	<b>\$351,997</b>	<b>\$2,200,962</b>	<b>\$2,604,350</b>	<b>\$846,790</b>	<b>\$719,600</b>	<b>\$24,352</b>	<b>\$15,149,652</b>	<b>\$28,309,491</b>

Educational Fund Only - Analysis by Program					
Expenditures	FY 2026 Budget	FY 2025 Budget	% of Total	\$ Δ	% Δ
General Education	\$ 24,837,458	\$ 23,219,279	40.48%	\$ 1,618,179	6.97%
Special Education	\$ 5,799,867	5,546,947	9.45%	\$ 252,920	4.56%
Other Instructional	\$ 5,501,029	4,948,442	8.97%	\$ 552,587	11.17%
Support Services-Pupil	\$ 4,318,726	3,793,146	7.04%	\$ 525,580	13.86%
Instructional Staff	\$ 1,563,862	1,534,519	2.55%	\$ 29,343	1.91%
General Administration	\$ 2,031,965	2,038,888	3.31%	\$ (6,924)	-0.34%
School Administration	\$ 2,818,758	2,418,623	4.59%	\$ 400,134	16.54%
Business Operations	\$ 2,148,711	1,996,972	3.50%	\$ 151,739	7.60%
Central Administration	\$ 4,723,690	4,487,751	7.70%	\$ 235,940	5.26%
Other	\$ 7,605,966	2,902,505	12.40%	\$ 4,703,461	
	\$ 61,350,031	\$ 52,887,072	100%	\$ 8,462,959	16.00%

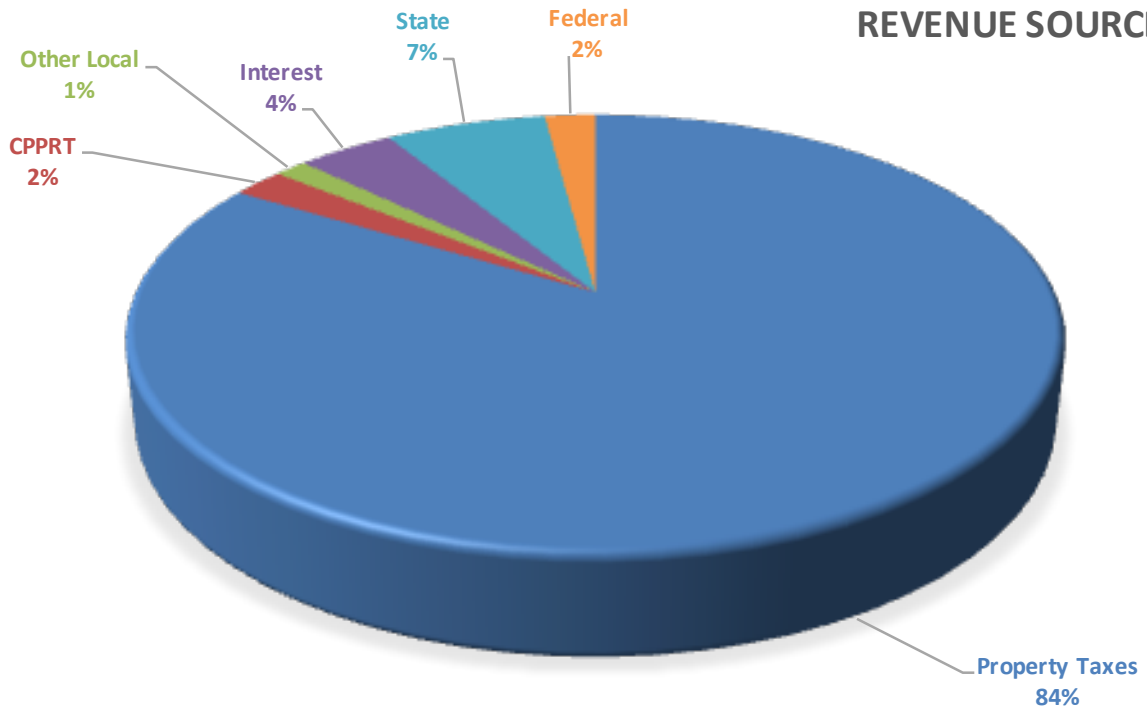
EDUCATION FUND EXPENDITURES BY PROGRAM



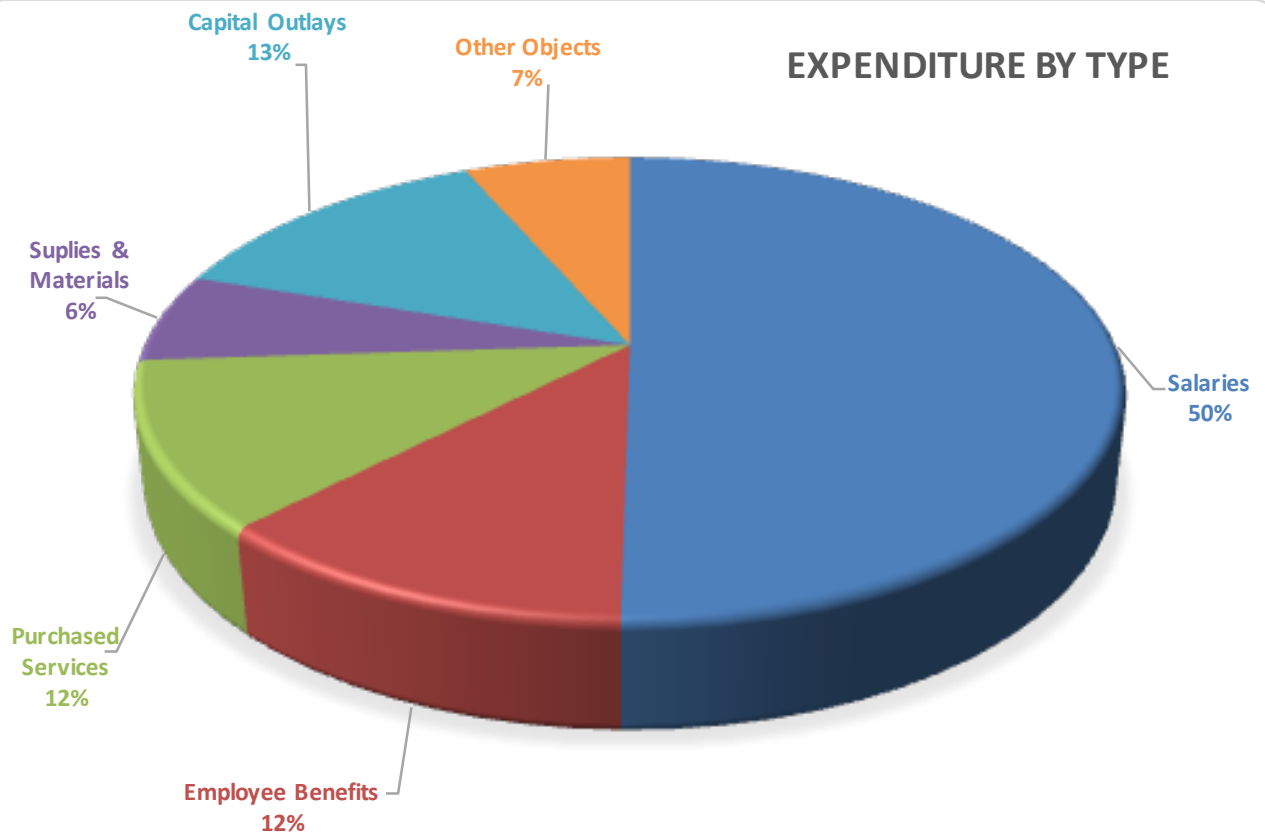
- KEY**
- General Education Includes Board of Education, Superintendent's office and Special Education leadership expenses
  - Special Education Includes Special Education expenses
  - Other Instructional Includes Enrichment and Language program expenses
  - Support Services-Pupil Includes Social Work, Health Services, Psychologist Services, and Speech Services expenses
  - Instructional Staff Includes Learning Resource Center expenses
  - General Administration Includes Central Office Department budget items not covered at the school level
  - School Administration Includes Principal's office expenses for each school
  - Business Operations Includes Finance, Facilities and Operations expenses
  - Central Administration Includes Communication and Technology expenses
  - Other Includes funds transfer to cover Facilities Capital Plan Expenses, as well as Grant Spending



### REVENUE SOURCE



### EXPENDITURE BY TYPE



**REVENUE**

ACCOUNT #	ACCOUNT NAME	BUDGET FY25	YTD FY24	BUDGET FY24	ACTUAL FY23	ACTUAL FY22
<b>Property Taxes</b>						
10R000 1111 0000 00 000000	GEN LEVY/CURRENT YEAR	\$ 25,313,606	\$ 26,191,008	\$ 24,870,710	\$ 25,175,072	\$ 24,316,577
10R000 1112 0000 00 000000	GEN LEVY/1ST PRIOR YEAR	\$ 25,034,507	\$ 23,735,202	\$ 24,286,872	\$ 22,301,243	\$ 20,964,666
10R000 1140 0000 00 000000	SPEC ED LEVY/CURRENT YEAR	\$ 758,513	\$ 634,842	\$ 610,888	\$ 506,584	\$ 413,519
10R000 1142 0000 00 000000	SPEC ED LEVY/1ST PRIOR YEAR	\$ 606,810	\$ 477,610	\$ 488,711	\$ 379,247	\$ 302,151
20R000 1111 0000 00 000000	GEN LEVY/CURRENT YEAR	\$ 901,508	\$ 857,413	\$ 825,469	\$ 855,658	\$ 873,713
20R000 1112 0000 00 000000	GEN LEVY/1ST PRIOR YEAR	\$ 819,553	\$ 806,719	\$ 825,469	\$ 801,301	\$ 887,570
30R000 1111 0000 00 000000	GEN LEVY/CURRENT YEAR	\$ 877,244	\$ 919,395	\$ 878,619	\$ 910,999	\$ 926,120
30R000 1112 0000 00 000000	GEN LEVY/1ST PRIOR YEAR	\$ 878,797	\$ 858,895	\$ 878,858	\$ 849,364	\$ 846,896
40R000 1111 0000 00 000000	GEN LEVY/CURRENT YEAR	\$ 1,405,717	\$ 1,225,546	\$ 1,180,709	\$ 1,064,251	\$ 945,772
40R000 1112 0000 00 000000	GEN LEVY/1ST PRIOR YEAR	\$ 1,171,431	\$ 1,003,382	\$ 1,026,703	\$ 867,387	\$ 960,929
50R000 1111 0000 00 000000	GEN LEVY/CURRENT YEAR	\$ 725,748	\$ 690,250	\$ 664,975	\$ 626,631	\$ 581,384
50R000 1112 0000 00 000000	GEN LEVY/1ST PRIOR YEAR	\$ 659,771	\$ 590,791	\$ 604,523	\$ 533,199	\$ 443,059
51R000 1111 0000 00 000000	GEN LEVY/CURRENT YEAR	\$ 375,127	\$ 373,768	\$ 359,634	\$ 355,034	\$ 345,555
51R000 1112 0000 00 000000	GEN LEVY/1ST PRIOR YEAR	\$ 357,264	\$ 334,728	\$ 342,508	\$ 316,916	\$ 300,699
70R000 1111 0000 00 000000	GEN LEVY/CURRENT YEAR	\$ 898	\$ 939	\$ 821	\$ 851	\$ 819
70R000 1112 0000 00 000000	GEN LEVY/1ST PRIOR YEAR	\$ 898	\$ 803	\$ 821	\$ 751	\$ 726
80R000 1111 0000 00 000000	GEN LEVY/CURRENT YEAR	\$ 898	\$ 939	\$ 821	\$ 851	\$ 819
80R000 1112 0000 00 000000	GEN LEVY/1ST PRIOR YEAR	\$ 898	\$ 803	\$ 821	\$ 751	\$ 726
<b>1110</b>	<b>Subtotal-Property Taxes</b>	<b>\$ 59,889,187</b>	<b>\$ 58,703,034</b>	<b>\$ 57,847,932</b>	<b>\$ 55,546,090</b>	<b>\$ 53,111,700</b>
<b>CPPRT</b>						
10R000 1230 0000 00 000000	CORP REPLACEMENT TAXES	\$ 1,425,000	\$ 1,416,173	\$ 1,750,000	\$ 2,198,810	\$ 3,401,274
51R000 1230 0000 00 000000	CORP REPLACEMENT TAXES	\$ 121,951	\$ 119,560	\$ 119,560	\$ 117,216	\$ 114,918
<b>1230</b>	<b>Subtotal-CPPRT</b>	<b>\$ 1,546,951</b>	<b>\$ 1,535,733</b>	<b>\$ 1,869,560</b>	<b>\$ 2,316,026</b>	<b>\$ 3,516,192</b>
<b>Tuition</b>						
10R000 1311 0000 00 000000	TUITION FROM PARENTS	\$ 73,000	\$ 72,550	\$ 71,500	\$ 74,947	\$ 81,500
10R000 1320 0000 21 000000	FLES SUMMER SCHOOL	\$ -	\$ -	\$ -	\$ -	\$ -
10R000 1342 0000 00 000000	SPECIAL ED TUITION	\$ -	\$ -	\$ -	\$ -	\$ -
<b>1300s</b>	<b>Subtotal-Tuition</b>	<b>\$ 73,000</b>	<b>\$ 72,550</b>	<b>\$ 71,500</b>	<b>\$ 74,947</b>	<b>\$ 81,500</b>
<b>Transportation</b>						
40R000 1411 0000 00 000000	FIELD TRIPS	\$ -	\$ -	\$ -	\$ -	\$ -
40R100 1411 0000 00 000000	FIELD TRIPS	\$ -	\$ -	\$ -	\$ -	\$ -
40R110 1411 0000 00 000000	FIELD TRIPS	\$ -	\$ -	\$ -	\$ -	\$ -
40R120 1411 0000 00 000000	FIELD TRIPS	\$ -	\$ -	\$ -	\$ -	\$ -
40R130 1411 0000 00 000000	FIELD TRIPS	\$ -	\$ -	\$ -	\$ -	\$ -
40R200 1411 0000 00 000000	FIELD TRIPS	\$ -	\$ -	\$ -	\$ -	\$ -
<b>1400s</b>	<b>Subtotal-Transportation</b>	<b>\$ -</b>	<b>\$ -</b>	<b>\$ -</b>	<b>\$ -</b>	<b>\$ -</b>
<b>Interest</b>						
10R000 1510 0000 00 000000	INTEREST INCOME	\$ 2,250,000	\$ 2,418,292	\$ 2,900,000	\$ 2,570,872	\$ 1,333,927
20R000 1510 0000 00 000000	INTEREST INCOME	\$ 37,000	\$ 36,779	\$ 37,000	\$ 42,113	\$ 27,112
30R000 1510 0000 00 000000	INTEREST INCOME	\$ 32,000	\$ 31,097	\$ 39,000	\$ 48,812	\$ 31,732
40R000 1510 0000 00 000000	INTEREST INCOME	\$ 130,550	\$ 150,692	\$ 130,550	\$ 153,262	\$ 90,267
50R000 1510 0000 00 000000	INTEREST INCOME	\$ 53,000	\$ 72,270	\$ 43,500	\$ 51,998	\$ 25,784

51R000 1510 0000 00 000000	INTEREST INCOME	\$ 53,000	\$ 64,503	\$ 43,000	\$ 50,041	\$ 24,127
60R000 1510 0000 00 000000	INTEREST INCOME	\$ 300,000	\$ 625,757	\$ 105,000	\$ 126,856	\$ 94,154
61R000 1510 0000 00 000000	INTEREST INCOME	\$ -	\$ -	\$ -	\$ -	\$ -
70R000 1510 0000 00 000000	INTEREST INCOME	\$ 22,750	\$ 31,108	\$ 22,750	\$ 26,984	\$ 17,011
80R000 1510 0000 00 000000	INTEREST INCOME	\$ 650	\$ 1,048	\$ 650	\$ 846	\$ 497
<b>1510</b>	<b>Subtotal-Interest</b>	<b>\$ 2,878,950</b>	<b>\$ 3,431,547</b>	<b>\$ 3,321,450</b>	<b>\$ 3,071,785</b>	<b>\$ 1,644,611</b>
<b>Food Service</b>						
10R000 1610 0000 00 000000	FOOD SALES	\$ 450,000	\$ 434,788	\$ 450,000	\$ 401,678	\$ 424,073
<b>1600s</b>	<b>Subtotal-Food Service</b>	<b>\$ 450,000</b>	<b>\$ 434,788</b>	<b>\$ 450,000</b>	<b>\$ 401,678</b>	<b>\$ 424,073</b>
<b>Student Fees</b>						
10R000 1710 0000 00 000000	LOST TEXTBOOKS	\$ -	\$ -	\$ -	\$ -	\$ -
10R000 1711 0000 00 000000	LOST LIBRARY BOOKS	\$ 600	\$ 890	\$ 500	\$ 644	\$ 335
10R000 1712 0000 00 000000	COMPUTER REPAIR/REPLACEMENT	\$ 2,000	\$ 9,911	\$ 1,150	\$ 1,969	\$ 1,128
10R000 1721 0000 00 000000	REGISTRATION FEES	\$ 210,000	\$ 187,940	\$ 225,000	\$ 218,797	\$ 231,328
10R000 1723 0000 00 000000	MUSIC FEES	\$ -	\$ -	\$ -	\$ -	\$ -
10R000 1730 0000 00 000000	CALCULATOR SALES	\$ -	\$ -	\$ -	\$ -	\$ -
10R000 1731 0000 00 000000	ASSIGNMENT BOOKS	\$ 10,000	\$ 9,327	\$ 10,250	\$ 10,377	\$ 9,736
10R000 1733 0000 00 000000	RECORDER SALES	\$ -	\$ -	\$ -	\$ -	\$ -
10R000 1745 0000 00 000000	BAND/ORCH/CHOIR GRADES 4-5	\$ -	\$ -	\$ -	\$ -	\$ -
10R110 1726 0000 00 000000	FIELD TRIPS	\$ -	\$ -	\$ -	\$ -	\$ -
10R200 1720 0000 00 000000	8TH GRADE TRIP	\$ 12,000	\$ 11,813	\$ 11,000	\$ 11,003	\$ 351
10R200 1726 0000 00 000000	FIELD TRIPS	\$ -	\$ 66	\$ -	\$ 21	\$ 145
10R200 1727 0000 00 000000	ROLLER BLADE UNIT FEE	\$ 9,000	\$ 9,046	\$ 8,500	\$ 9,911	\$ 6,406
10R200 1734 0000 00 000000	METHOD BOOKS	\$ -	\$ -	\$ -	\$ (95)	\$ (188)
10R200 1737 0000 00 000000	YEARBOOK SALES	\$ -	\$ -	\$ 13,500	\$ -	\$ 720
10R200 1742 0000 00 000000	CLUB FEES	\$ 3,500	\$ 2,621	\$ 3,500	\$ 2,088	\$ 3,276
10R200 1743 0000 00 000000	SPORTS FEE	\$ 10,500	\$ 9,458	\$ 11,000	\$ 9,940	\$ 11,301
10R200 1744 0000 00 000000	TECHNOLOGY FEE	\$ 32,000	\$ 30,758	\$ 34,000	\$ 34,006	\$ 34,913
10R200 1746 0000 00 000000	BAND/ORCH/CHOIR GRADES 6-8	\$ 10,250	\$ 8,747	\$ 10,500	\$ 10,305	\$ 10,145
<b>1700s</b>	<b>Subtotal-Student Fees</b>	<b>\$ 299,850</b>	<b>\$ 280,578</b>	<b>\$ 328,900</b>	<b>\$ 308,968</b>	<b>\$ 309,596</b>
<b>Other Local</b>						
10R000 1920 0000 00 000000	WELLNESS	\$ 58,450	\$ 56,730	\$ 56,730	\$ 54,062	\$ -
10R000 1923 0000 00 000000	DONATIONS/ROTARY	\$ 750	\$ -	\$ 750	\$ 1,500	\$ -
10R120 1926 0000 00 192450	PARENT DONATIONS	\$ -	\$ -	\$ -	\$ -	\$ -
10R000 1950 0000 00 000000	REFUND/PRIOR YRS EXPEND	\$ -	\$ -	\$ -	\$ -	\$ -
10R000 1991 0000 00 000000	STUDENT TEACHER PAYMENTS	\$ -	\$ -	\$ -	\$ -	\$ -
10R000 1992 0000 00 000000	CASE REIMBURSEMENTS	\$ -	\$ -	\$ -	\$ -	\$ -
10R000 1995 0000 00 000000	FEES/NSF CHECKS	\$ -	\$ -	\$ -	\$ -	\$ -
10R000 1996 0000 00 000000	SALE OF SURPLUS PROPERTY	\$ -	\$ -	\$ -	\$ -	\$ -
10R000 1999 0000 00 000000	MISCELLANEOUS REVENUE	\$ 90,000	\$ 72,004	\$ 93,500	\$ 132,921	\$ 92,239
20R000 1910 0000 00 000000	RENTAL OF PROPERTY	\$ -	\$ -	\$ -	\$ -	\$ -
60R000 1999 0000 00 000000	MISCELLANEOUS REVENUE	\$ -	\$ -	\$ -	\$ -	\$ -
61R000 1999 0000 00 000000	OTHER LOCAL REVENUE/REFERENDUM	\$ -	\$ -	\$ -	\$ -	\$ -
<b>1900s</b>	<b>Subtotal-Other Local</b>	<b>\$ 149,200</b>	<b>\$ 128,735</b>	<b>\$ 150,980</b>	<b>\$ 188,483</b>	<b>\$ 92,239</b>
<b>State Funding</b>						
10R000 3001 0000 00 000000	GENERAL STATE AID	\$ 1,565,726	\$ 1,565,502	\$ 1,568,236	\$ 2,115,136	\$ 2,114,839
20R000 3001 0000 00 000000	GENERAL STATE AID	\$ 550,000	\$ 550,000	\$ 550,000	\$ -	\$ -

30R000 3001 0000 00 000000	GENERAL STATE AID	\$ 526,787	\$ 524,166	\$ 524,166	\$ 521,558	\$ 518,963
10R000 3100 0000 00 000000	SP ED PRIVATE FAC REIMB	\$ 370,000	\$ 427,203	\$ 305,000	\$ 409,795	\$ 249,452
10R000 3105 0000 00 000000	SP ED EXTRA PUPIL REIMB	\$ -	\$ -	\$ -	\$ -	\$ -
10R000 3110 0000 00 000000	SP ED PERSONNEL REIMB	\$ -	\$ -	\$ -	\$ -	\$ -
10R000 3120 0000 00 000000	SP ED ORPHANAGE REIMB	\$ -	\$ 11,104	\$ 11,105	\$ -	\$ 5,960
10R000 3145 0000 00 000000	SP ED SUMMER SCHOOL	\$ -	\$ -	\$ -	\$ -	\$ -
10R000 3305 0000 00 000000	BILINGUAL ED/ESL	\$ -	\$ -	\$ -	\$ -	\$ -
10R000 3360 0000 00 000000	FREE LUNCH	\$ -	\$ -	\$ -	\$ -	\$ 627
10R000 3705 0000 00 370501	PRE-K AT RISK/BIRTH - 3	\$ -	\$ -	\$ -	\$ -	\$ -
10R000 3705 0000 00 370507	PRE-SCHOOL FOR ALL	\$ 663,000	\$ 522,380	\$ 522,380	\$ 596,284	\$ 517,196
10R000 3800 0000 00 000000	LIBRARY GRANT	\$ 2,790	\$ 2,790	\$ 2,832	\$ 2,832	\$ 2,808
10R000 3925 0000 00 000000	SCHOOL MAINTENANCE PROJECT GRA	\$ 50,000	\$ 50,000	\$ 50,000	\$ 150,000	\$ -
40R000 3500 0000 00 000000	REG TRANSPORTATION AID	\$ 210,000	\$ 190,328	\$ 95,000	\$ 207,649	\$ 50,006
40R000 3510 0000 00 000000	SPECIAL ED TRANS AID	\$ 825,000	\$ 709,078	\$ 825,000	\$ 853,419	\$ 507,905
<b>3000s</b>	<b>Subtotal-State Funding</b>	<b>\$ 4,763,304</b>	<b>\$ 4,552,551</b>	<b>\$ 4,453,719</b>	<b>\$ 4,856,673</b>	<b>\$ 3,967,756</b>
<b>Federal Funding</b>						
10R000 4210 0000 00 000000	NSLP REIMBURSEMENT	\$ -	\$ -	\$ -	\$ -	\$ 111,319
10R000 4215 0000 00 000000	SPECIAL MILK	\$ 28,500	\$ 26,012	\$ 25,150	\$ 23,690	\$ 376
10R000 4220 0000 00 000000	SCHOOL BREAKFAST PROGRAM	\$ -	\$ -	\$ -	\$ -	\$ 17,938
10R000 4225 0000 00 000000	SUMMER FOOD SERVICE PROGRAM	\$ -	\$ -	\$ -	\$ -	\$ -
10R000 4300 0000 00 000000	TITLE I (CHAPTER 1)	\$ 257,712	\$ 436,032	\$ 292,718	\$ 292,284	\$ 273,195
10R000 4600 0000 00 460000	IDEA PART B PRESCHOOL	\$ 28,821	\$ 14,511	\$ 28,818	\$ 36,848	\$ 41,608
10R000 4620 0000 00 000000	IDEA PART B FLOW THROUGH	\$ 786,805	\$ 681,839	\$ 781,411	\$ 1,554,268	\$ 503,545
10R000 4625 0000 00 000000	IDEA ROOM AND BOARD	\$ -	\$ -	\$ -	\$ -	\$ -
10R000 4905 0000 00 000000	IMMIGRANT ED PROGRAM	\$ -	\$ -	\$ -	\$ -	\$ -
10R000 4909 0000 00 000000	TITLE III ENGLISH LANG ACQUISITION	\$ -	\$ 46,084	\$ 49,230	\$ 63,820	\$ 30,350
10R000 4920 0000 00 000000	MC KINNEY-VENTO ALLOCATION	\$ -	\$ -	\$ -	\$ -	\$ -
10R000 4932 0000 00 000000	TITLE II TEACHER QUALITY	\$ 17,559	\$ 194,592	\$ 194,592	\$ 115,055	\$ 107,294
10R000 4991 0000 00 000000	MEDICAID ADMIN OUTREACH	\$ 45,000	\$ -	\$ 45,000	\$ -	\$ 6,796
10R000 4992 0000 00 000000	MEDICAID FEE FOR SERVICE	\$ 340,000	\$ 462,699	\$ 230,000	\$ 230,503	\$ 187,199
10R000 4998 0000 00 000000	CARES_ ESSER ACT GRANT	\$ -	\$ 175,540	\$ 175,540	\$ 203,907	\$ 1,018,038
10R000 4999 0000 00 000000	MHS GRANT	\$ -	\$ -	\$ -	\$ 234,093	\$ -
<b>4000s</b>	<b>Subtotal-Federal Funding</b>	<b>\$ 1,504,397</b>	<b>\$ 2,037,309</b>	<b>\$ 1,822,459</b>	<b>\$ 2,754,468</b>	<b>\$ 2,297,658</b>
<b>Transfers</b>						
<b>10</b>	<b>Education Fund</b>	<b>\$ 61,066,400</b>	<b>\$ 60,956,067</b>	<b>\$ 60,740,573</b>	<b>\$ 60,134,420</b>	<b>\$ 56,828,062</b>
<b>20</b>	<b>Building &amp; Grounds Fund</b>	<b>\$ 1,758,061</b>	<b>\$ 1,700,911</b>	<b>\$ 1,687,938</b>	<b>\$ 1,699,072</b>	<b>\$ 1,788,395</b>
<b>30</b>	<b>Debt Services</b>	<b>\$ 2,314,828</b>	<b>\$ 2,333,553</b>	<b>\$ 2,320,643</b>	<b>\$ 2,330,733</b>	<b>\$ 2,323,711</b>
<b>40</b>	<b>Transportation</b>	<b>\$ 3,742,698</b>	<b>\$ 3,279,027</b>	<b>\$ 3,257,962</b>	<b>\$ 3,145,969</b>	<b>\$ 2,554,879</b>
<b>50 &amp; 51</b>	<b>IMRF/FICA/Medicare</b>	<b>\$ 2,345,862</b>	<b>\$ 2,245,871</b>	<b>\$ 2,177,700</b>	<b>\$ 2,051,035</b>	<b>\$ 1,835,526</b>
<b>60 &amp; 61</b>	<b>Capital Projects</b>	<b>\$ 300,000</b>	<b>\$ 625,757</b>	<b>\$ 105,000</b>	<b>\$ 126,856</b>	<b>\$ 94,154</b>
<b>70</b>	<b>Working Cash</b>	<b>\$ 24,545</b>	<b>\$ 32,850</b>	<b>\$ 24,392</b>	<b>\$ 28,586</b>	<b>\$ 18,556</b>
<b>80</b>	<b>Tort</b>	<b>\$ 2,445</b>	<b>\$ 2,790</b>	<b>\$ 2,292</b>	<b>\$ 2,448</b>	<b>\$ 2,042</b>
	<b>Grand Total</b>	<b>\$71,554,839</b>	<b>\$71,176,825</b>	<b>\$70,316,500</b>	<b>\$69,519,119</b>	<b>\$65,445,324</b>

Account Level		2025-2026 Budget	2024-25 YTD Activity	2024-25 Revised Budget	2023-24 FYTD Activity	2022-23 FYTD Activity
FDTLOC FUNC OBJ SJ SOURCE	Description					
10R000 1111 0000 00 000000	GEN LEVY/CURRENT YEAR	25,313,605.94	26,191,007.91	24,870,710.00	25,175,071.70	24,316,577.21
10R000 1112 0000 00 000000	GEN LEVY/1ST PRIOR YEAR	25,034,507.40	23,735,201.86	24,286,872.00	22,301,243.34	20,964,665.60
10R000 1140 0000 00 000000	SPEC ED LEVY/CURRENT YEAR	758,512.63	634,842.46	610,888.00	506,583.51	413,519.38
10R000 1142 0000 00 000000	SPEC ED LEVY/1ST PRIOR YEAR	606,810.11	477,609.84	488,711.00	379,247.30	302,151.49
10R000 1230 0000 00 000000	CORP REPLACEMENT TAXES	1,425,000.00	1,416,173.13	1,750,000.00	2,198,810.45	3,401,273.89
10R000 1311 0000 00 000000	TUITION FROM PARENTS	73,000.00	72,550.00	71,500.00	74,947.10	81,499.50
10R000 1320 0000 21 000000	FLES SUMMER SCHOOL	-	-	-	-	-
10R000 1342 0000 00 000000	SPECIAL ED TUITION	-	-	-	-	-
10R000 1510 0000 00 000000	INTEREST INCOME	2,250,000.00	2,418,292.23	2,900,000.00	2,570,872.12	1,333,926.70
10R000 1610 0000 00 000000	FOOD SALES	450,000.00	434,788.24	450,000.00	401,677.94	424,073.30
10R000 1710 0000 00 000000	LOST TEXTBOOKS	-	-	-	-	-
10R000 1711 0000 00 000000	LOST LIBRARY BOOKS	600.00	890.47	500.00	643.75	335.11
10R000 1712 0000 00 000000	COMPUTER REPAIR/REPLACEMENT	2,000.00	9,911.20	1,150.00	1,969.20	1,127.95
10R000 1721 0000 00 000000	REGISTRATION FEES	210,000.00	187,940.14	225,000.00	218,797.11	231,327.99
10R000 1723 0000 00 000000	MUSIC FEES	-	-	-	-	-
10R000 1730 0000 00 000000	CALCULATOR SALES	-	-	-	-	-
10R000 1731 0000 00 000000	ASSIGNMENT BOOKS	10,000.00	9,326.75	10,250.00	10,377.20	9,735.60
10R000 1733 0000 00 000000	RECORDER SALES	-	-	-	-	-
10R000 1745 0000 00 000000	BAND/ORCH/CHOIR GRADES 4-5	-	-	-	-	-
10R000 1920 0000 00 000000	WELLNESS	58,450.00	56,730.47	56,730.00	54,062.05	-
10R000 1923 0000 00 000000	DONATIONS/ROTARY	750.00	-	750.00	1,500.00	-
10R000 1950 0000 00 000000	REFUND/PRIOR YRS EXPEND	-	-	-	-	-
10R000 1991 0000 00 000000	STUDENT TEACHER PAYMENTS	-	-	-	-	-
10R000 1992 0000 00 000000	CASE REIMBURSEMENTS	-	-	-	-	-
10R000 1995 0000 00 000000	FEES/NSF CHECKS	-	-	-	-	-
10R000 1996 0000 00 000000	SALE OF SURPLUS PROPERTY	-	-	-	-	-
10R000 1999 0000 00 000000	MISCELLANEOUS REVENUE	90,000.00	72,004.29	93,500.00	132,921.31	92,239.19
10R000 3001 0000 00 000000	GENERAL STATE AID	1,565,726.40	1,565,502.16	1,568,236.00	2,115,136.37	2,114,838.95
10R000 3100 0000 00 000000	SP ED PRIVATE FAC REIMB	370,000.00	427,202.76	305,000.00	409,795.09	249,452.06
10R000 3105 0000 00 000000	SP ED EXTRA PUPIL REIMB	-	-	-	-	-
10R000 3110 0000 00 000000	SP ED PERSONNEL REIMB	-	-	-	-	-
10R000 3120 0000 00 000000	SP ED ORPHANAGE REIMB	-	11,104.19	11,105.00	-	5,959.64
10R000 3145 0000 00 000000	SP ED SUMMER SCHOOL	-	-	-	-	-
10R000 3305 0000 00 000000	BILINGUAL ED/ESL	-	-	-	-	-
10R000 3360 0000 00 000000	FREE LUNCH	-	-	-	-	626.85
10R000 3705 0000 00 370501	PRE-K AT RISK/BIRTH - 3	-	-	-	-	-
10R000 3705 0000 00 370507	PRE-SCHOOL FOR ALL	663,000.00	522,380.00	522,380.00	596,284.00	517,196.00
10R000 3800 0000 00 000000	LIBRARY GRANT	2,790.41	2,790.41	2,832.00	2,831.78	2,808.46
10R000 3925 0000 00 000000	SCHOOL MAINTENANCE PROJECT GRA	50,000.00	50,000.00	50,000.00	150,000.00	-
10R000 4210 0000 00 000000	NSLP REIMBURSEMENT	-	-	-	-	111,318.81
10R000 4215 0000 00 000000	SPECIAL MILK	28,500.00	26,012.25	25,150.00	23,690.26	375.55
10R000 4220 0000 00 000000	SCHOOL BREAKFAST PROGRAM	141	-	-	-	17,938.03
10R000 4225 0000 00 000000	SUMMER FOOD SERVICE PROGRAM	-	-	-	-	-

Account Level			2024-25	2024-25	2023-24	2022-23
FDTLOC FUNC OBJ SJ SOURCE	Description	2025-2026 Budget	YTD Activity	Revised Budget	FYTD Activity	FYTD Activity
10R000 4300 0000 00 000000	TITLE I (CHAPTER 1)	257,712.00	436,032.00	292,718.00	292,284.00	273,195.00
10R000 4600 0000 00 460000	IDEA PART B PRESCHOOL	28,821.00	14,511.00	28,818.00	36,848.00	41,608.00
10R000 4620 0000 00 000000	IDEA PART B FLOW THROUGH	786,805.00	681,839.00	781,411.00	1,554,268.00	503,545.00
10R000 4625 0000 00 000000	IDEA ROOM AND BOARD	-	-	-	-	-
10R000 4905 0000 00 000000	IMMIGRANT ED PROGRAM	-	-	-	-	-
10R000 4909 0000 00 000000	TITLE III ENGLISH LANG ACQUISITION	-	46,084.00	49,230.00	63,820.00	30,350.00
10R000 4920 0000 00 000000	MC KINNEY-VENTO ALLOCATION	-	-	-	-	-
10R000 4932 0000 00 000000	TITLE II TEACHER QUALITY	17,559.00	194,592.00	194,592.00	115,055.00	107,294.00
10R000 4991 0000 00 000000	MEDICAID ADMIN OUTREACH	45,000.00	-	45,000.00	-	6,796.08
10R000 4992 0000 00 000000	MEDICAID FEE FOR SERVICE	340,000.00	462,698.68	230,000.00	230,503.32	187,199.11
10R000 4998 0000 00 000000	CARES_ ESSER ACT GRANT	-	175,540.00	175,540.00	203,907.00	1,018,038.00
10R000 4999 0000 00 000000	MHS GRANT	-	-	-	234,092.66	-
10R110 1726 0000 00 000000	FIELD TRIPS	-	-	-	-	-
10R120 1926 0000 00 192450	PARENT DONATIONS	-	-	-	-	-
10R200 1720 0000 00 000000	8TH GRADE TRIP	12,000.00	11,813.45	11,000.00	11,003.30	351.00
10R200 1726 0000 00 000000	FIELD TRIPS	-	66.00	-	21.00	145.00
10R200 1727 0000 00 000000	ROLLER BLADE UNIT FEE	9,000.00	9,045.80	8,500.00	9,911.20	6,405.85
10R200 1734 0000 00 000000	METHOD BOOKS	-	-	-	(94.50)	(188.10)
10R200 1737 0000 00 000000	YEARBOOK SALES	-	-	13,500.00	-	720.00
10R200 1742 0000 00 000000	CLUB FEES	3,500.00	2,621.00	3,500.00	2,088.00	3,276.30
10R200 1743 0000 00 000000	SPORTS FEE	10,500.00	9,457.95	11,000.00	9,939.80	11,300.65
10R200 1744 0000 00 000000	TECHNOLOGY FEE	32,000.00	30,758.30	34,000.00	34,006.25	34,913.05
10R200 1746 0000 00 000000	BAND/ORCH/CHOIR GRADES 6-8	10,250.00	8,746.85	10,500.00	10,305.27	10,145.30
<b>1-</b>		<b>60,516,399.89</b>	<b>60,406,066.79</b>	<b>60,190,573.00</b>	<b>60,134,419.88</b>	<b>56,828,061.50</b>
20R000 1111 0000 00 000000	GEN LEVY/CURRENT YEAR	901,507.97	857,412.97	825,469.00	855,657.86	873,713.22
20R000 1112 0000 00 000000	GEN LEVY/1ST PRIOR YEAR	819,552.70	806,719.13	825,469.00	801,300.74	887,570.01
20R000 1510 0000 00 000000	INTEREST INCOME	37,000.00	36,779.19	37,000.00	42,113.44	27,112.10
20R000 1910 0000 00 000000	RENTAL OF PROPERTY	-	-	-	-	-
20R000 3001 0000 00 000000	GENERAL STATE AID	550,000.00	550,000.00	550,000.00	-	-
<b>2-</b>		<b>2,308,060.67</b>	<b>2,250,911.29</b>	<b>2,237,938.00</b>	<b>1,699,072.04</b>	<b>1,788,395.33</b>
30R000 1111 0000 00 000000	GEN LEVY/CURRENT YEAR	877,243.77	919,394.63	878,619.00	910,998.91	926,119.64
30R000 1112 0000 00 000000	GEN LEVY/1ST PRIOR YEAR	878,797.47	858,895.00	878,858.00	849,363.75	846,895.78
30R000 1510 0000 00 000000	INTEREST INCOME	32,000.00	31,097.08	39,000.00	48,812.23	31,732.43
30R000 3001 0000 00 000000	GENERAL STATE AID	526,786.83	524,166.00	524,166.00	521,558.00	518,963.00
<b>3-</b>		<b>2,314,828.07</b>	<b>2,333,552.71</b>	<b>2,320,643.00</b>	<b>2,330,732.89</b>	<b>2,323,710.85</b>
40R000 1111 0000 00 000000	GEN LEVY/CURRENT YEAR	1,405,716.90	1,225,546.46	1,180,709.00	1,064,251.06	945,772.04
40R000 1112 0000 00 000000	GEN LEVY/1ST PRIOR YEAR	1,171,430.75	1,003,381.99	1,026,703.00	867,387.40	960,928.93
40R000 1411 0000 00 000000	FIELD TRIPS	-	-	-	-	-
40R000 1510 0000 00 000000	INTEREST INCOME	130,550.00	150,692.40	130,550.00	153,262.30	90,266.91
40R000 3001 0000 00 000000	GENERAL STATE AID	-	-	-	-	-
40R000 3500 0000 00 000000	REG TRANSPORTATION AID	210,000.00	190,327.93	95,000.00	207,648.52	50,005.58
40R000 3510 0000 00 000000	SPECIAL ED TRANS AID	142,825,000.00	709,077.94	825,000.00	853,419.34	507,905.15
40R100 1411 0000 00 000000	FIELD TRIPS	-	-	-	-	-

<b>FDTLOC FUNC OBJ SJ SOURCE</b>	<b>Account Level Description</b>	<b>2025-2026 Budget</b>	<b>2024-25 YTD Activity</b>	<b>2024-25 Revised Budget</b>	<b>2023-24 FYTD Activity</b>	<b>2022-23 FYTD Activity</b>
40R110 1411 0000 00 000000	FIELD TRIPS	-	-	-	-	-
40R120 1411 0000 00 000000	FIELD TRIPS	-	-	-	-	-
40R130 1411 0000 00 000000	FIELD TRIPS	-	-	-	-	-
40R200 1411 0000 00 000000	FIELD TRIPS	-	-	-	-	-
<b>4-</b>		<b>3,742,697.65</b>	<b>3,279,026.72</b>	<b>3,257,962.00</b>	<b>3,145,968.62</b>	<b>2,554,878.61</b>
50R000 1111 0000 00 000000	GEN LEVY/CURRENT YEAR	725,748.48	690,250.31	664,975.00	626,631.02	581,383.68
50R000 1112 0000 00 000000	GEN LEVY/1ST PRIOR YEAR	659,771.34	590,791.33	604,523.00	533,199.17	443,058.69
50R000 1510 0000 00 000000	INTEREST INCOME	53,000.00	72,269.50	43,500.00	51,998.45	25,784.06
51R000 1111 0000 00 000000	GEN LEVY/CURRENT YEAR	375,127.14	373,768.20	359,634.00	355,034.15	345,554.81
51R000 1112 0000 00 000000	GEN LEVY/1ST PRIOR YEAR	357,263.94	334,728.25	342,508.00	316,915.57	300,698.85
51R000 1230 0000 00 000000	CORP REPLACEMENT TAXES	121,951.20	119,560.00	119,560.00	117,216.00	114,918.00
51R000 1510 0000 00 000000	INTEREST INCOME	53,000.00	64,503.05	43,000.00	50,041.07	24,127.45
<b>5-</b>		<b>2,345,862.09</b>	<b>2,245,870.64</b>	<b>2,177,700.00</b>	<b>2,051,035.43</b>	<b>1,835,525.54</b>
60R000 1510 0000 00 000000	INTEREST INCOME	300,000.00	625,757.18	105,000.00	126,855.90	94,153.68
60R000 1999 0000 00 000000	MISCELLANEOUS REVENUE	-	-	-	-	-
60R000 7840 0000 00 000000	INTERFUND TRANSFER	5,760,000.00	26,300,000.00	26,300,000.00	3,850,000.00	3,085,000.00
<b>6-</b>		<b>6,060,000.00</b>	<b>26,925,757.18</b>	<b>26,405,000.00</b>	<b>3,976,855.90</b>	<b>3,179,153.68</b>
70R000 1111 0000 00 000000	GEN LEVY/CURRENT YEAR	897.65	939.11	821.00	851.40	818.85
70R000 1112 0000 00 000000	GEN LEVY/1ST PRIOR YEAR	897.65	802.70	821.00	750.97	726.33
70R000 1510 0000 00 000000	INTEREST INCOME	22,750.00	31,107.74	22,750.00	26,983.69	17,010.72
70R000 1999 0000 00 000000	MISCELLANEOUS REVENUE	-	-	-	-	-
<b>7-</b>		<b>24,545.30</b>	<b>32,849.55</b>	<b>24,392.00</b>	<b>28,586.06</b>	<b>18,555.90</b>
80R000 1111 0000 00 000000	GEN LEVY/CURRENT YEAR	897.65	939.11	821.00	851.40	818.85
80R000 1112 0000 00 000000	GEN LEVY/1ST PRIOR YEAR	897.65	802.70	821.00	750.97	726.33
80R000 1510 0000 00 000000	INTEREST INCOME	650.00	1,048.25	650.00	845.63	496.97
<b>8-</b>		<b>2,445.30</b>	<b>2,790.06</b>	<b>2,292.00</b>	<b>2,448.00</b>	<b>2,042.15</b>
<b>Totals</b>		<b>77,314,838.97</b>	<b>97,476,824.94</b>	<b>96,616,500.00</b>	<b>73,369,118.82</b>	<b>68,530,323.56</b>

**Abraham Lincoln Elementary School**  
**Budget and Staffing Comparison - FY26 to FY25**

<b>STAFF DETAIL</b>	<b>FY26</b>	<b>FY25</b>	<b>INC/DEC</b>
Administration	2.00	2.00	0.00
GEEA			
Certified Teacher	41.85	44.50	(2.65)
AFSCME			
Clerical	2.00	2.00	0.00
Food Service	2.00	2.00	0.00
Instructional Aide	7.00	9.00	(2.00)
Custodial	5.00	5.00	0.00
Exempt			
Director/Manager	0.00	0.00	0.00
Admin Asst/Specialists	0.00	0.00	0.00
Registered Nurse	1.30	1.30	0.00
Tech Specialist	0.50	0.50	0.00
<b>TOTAL STAFF</b>	<b>61.65</b>	<b>66.30</b>	<b>(4.65)</b>

<b>EXPENDITURE DETAIL</b>	<b>FY26 Budget</b>	<b>FY25 Budget</b>	<b>INC/DEC</b>
100 Salaries	\$5,160,209	\$5,337,141	(\$176,932)
200 Benefits	\$1,254,881	\$1,240,369	\$14,512
300 Services	\$10,800	\$10,800	\$0
400 Supplies	\$55,414	\$53,414	\$2,000
500 Capital Outlay	\$700	\$700	\$0
600 Other - Dues/Fees/Tuition	\$1,500	\$1,500	\$0
<b>TOTAL</b>	<b>\$6,483,504</b>	<b>\$6,643,924</b>	<b>(\$160,420)</b>

**Abraham Lincoln Elementary School**

ACCOUNT #	ACCOUNT NAME	BUDGET FY26	YTD FY25	BUDGET FY25	ACTUAL FY24	ACTUAL FY23
<b>General Instruction</b>						
10E100 1100 1110 00 000000	CERT SALARIES/GEN INST	\$2,938,828.90	\$2,942,586.26	\$2,926,324.75	\$2,822,360.48	\$2,811,616.42
10E100 1100 1120 00 000000	EXTRA DUTY/GEN INST	\$38,000.00	\$32,547.15	\$28,500.00	\$21,140.05	\$25,290.02
10E100 1100 1200 00 000000	SUB SALARIES/GEN INST	\$112,500.00	\$112,215.06	\$112,500.00	\$104,257.83	\$126,209.24
10E100 1252 1130 00 000000	AIDE SALARIES/READING IMPROVE	\$69,123.60	\$97,181.98	\$101,351.25	\$90,363.41	\$64,569.91
10E100 1100 2113 00 000000	TRS/GEN INST	\$17,045.21	\$17,686.85	\$16,972.68	\$16,943.23	\$17,103.57
10E100 1100 2114 00 000000	THIS/GEN INST	\$19,690.15	\$20,431.14	\$19,606.38	\$19,570.91	\$19,757.83
10E100 1100 2210 00 000000	LIFE INS/GEN INST	\$1,887.29	\$1,982.40	\$1,981.97	\$1,852.10	\$2,026.44
10E100 1100 2220 00 000000	MEDICAL INS/GEN INST	\$493,880.78	\$496,286.61	\$475,371.65	\$427,845.48	\$395,385.84
10E100 1100 2230 00 000000	DENTAL INS/GEN INST	\$12,320.07	\$13,051.92	\$12,687.84	\$11,198.08	\$11,254.30
10E100 1252 2210 00 000000	LIFE INS/READING IMPROVE	\$126.24	\$189.24	\$189.36	\$189.24	\$169.32
10E100 1252 2220 00 000000	MEDICAL INS/READING IMPROVE	\$44,692.44	\$53,277.55	\$57,047.76	\$50,273.81	\$22,638.29
10E100 1252 2230 00 000000	DENTAL INS/READING IMPROVE	\$499.80	\$961.02	\$961.20	\$904.40	\$997.17
10E100 1100 3380 00 141100	FIELD TRIP ENTRY FEES/GEN INST	\$500.00	\$543.00	\$500.00	\$507.00	\$0.00
10E100 1100 4100 00 000000	SUPPLIES/GEN INST	\$35,800.00	\$25,586.51	\$35,700.00	\$24,716.12	\$20,529.15
10E100 1100 4100 10 000000	SUPPLIES/ART/GEN INST	\$4,000.00	\$2,085.23	\$2,100.00	\$1,996.66	\$1,939.67
10E100 1100 4100 11 000000	SUPPLIES/MUSIC/GEN INST	\$500.00	\$434.83	\$500.00	\$511.69	\$422.13
10E100 1100 4100 19 000000	SUPPLIES/PE/GEN INST	\$1,000.00	\$974.22	\$1,000.00	\$736.29	\$991.52
10E100 1100 4190 00 000000	SMALL EQUIP/GEN INST	\$500.00	\$242.68	\$500.00	\$0.00	\$462.71
10E100 1100 4190 11 000000	SMALL EQUIP/MUSIC/GEN INST	\$500.00	\$478.09	\$500.00	\$511.84	\$532.25
10E100 1100 4190 19 000000	SMALL EQUIP/PE/GEN INST	\$900.00	\$846.46	\$900.00	\$819.72	\$881.55
10E100 1100 4400 00 000000	PERIODICALS/GEN INST	\$2,300.00	\$34.99	\$2,300.00	\$0.00	\$2,290.54
10E100 1100 5500 00 000000	EQUIPMENT/GEN INST	\$700.00	\$0.00	\$700.00	\$0.00	\$0.00
		\$0.00	\$0.00	\$0.00	\$0.00	\$0.00
		\$0.00	\$0.00	\$0.00	\$0.00	\$0.00
<b>1100</b>	<b>Subtotal-General Instruction</b>	<b>\$3,795,294.48</b>	<b>\$3,819,623.19</b>	<b>\$3,798,194.84</b>	<b>\$3,596,698.34</b>	<b>\$3,525,067.87</b>
<b>Special Education</b>						
10E100 1220 1110 00 000000	CERT SALARIES/INCLUSION	\$373,832.00	\$507,991.62	\$502,021.60	\$363,476.28	\$305,982.00
10E100 1220 1130 00 000000	AIDE SALARIES/INCLUSION	\$133,810.95	\$165,324.22	\$163,062.90	\$148,811.96	\$94,942.85
10E100 1220 1130 00 462000	AIDE SALARIES/INCLUSION/IDEA F	\$0.00	\$0.00	\$0.00	\$0.00	\$81,012.75
10E100 1220 1130 00 499800	AIDE SALARIES/INCLUSION/ESSER	\$0.00	\$0.00	\$0.00	\$0.00	\$0.00
10E100 1220 2113 00 000000	TRS/INCLUSION	\$2,168.23	\$2,942.43	\$2,911.73	\$2,105.83	\$1,772.30
10E100 1220 2114 00 000000	THIS/INCLUSION	\$2,504.67	\$3,398.59	\$3,363.54	\$2,432.78	\$2,047.27
10E100 1220 2210 00 000000	LIFE INS/INCLUSION	\$568.08	\$707.36	\$706.94	\$548.13	\$495.53
10E100 1220 2220 00 000000	MEDICAL INS/INCLUSION	\$87,951.60	\$89,381.93	\$65,744.88	\$60,370.82	\$66,116.40
10E100 1220 2220 00 499800	MEDICAL INS/INCLUSION/ESSER	\$0.00	\$0.00	\$0.00	\$0.00	\$0.00
10E100 1220 2230 00 000000	DENTAL INS/INCLUSION	\$4,498.20	\$4,931.89	\$3,364.20	\$3,075.40	\$3,258.75
10E100 1220 2210 00 462000	LIFE INS/INCLUSION/IDEA FLOW	\$0.00	\$0.00	\$0.00	\$0.00	\$189.24
10E100 1220 2220 00 462000	MEDICAL INS/INCLUSION/IDEA FLO	\$0.00	\$0.00	\$0.00	\$0.00	\$18,435.09
10E100 1220 2230 00 462000	DENTAL INS/INCLUSION/IDEA FLOW	\$0.00	\$0.00	\$0.00	\$0.00	\$1,321.83
		\$0.00	\$0.00	\$0.00	\$0.00	\$0.00
<b>1220</b>	<b>Subtotal-Special Education</b>	<b>\$605,333.73</b>	<b>\$774,678.04</b>	<b>\$741,175.79</b>	<b>\$580,821.20</b>	<b>\$575,574.01</b>
<b>Enrichment</b>						
10E100 1650 1110 00 000000	CERT SALARIES/GIFTED SVCS	\$130,435.00	\$125,254.00	\$125,154.00	\$119,294.00	\$114,868.00
10E100 1650 2113 00 000000	TRS/GIFTED SVCS	\$756.52	\$726.00	\$725.89	\$691.43	\$665.58
10E100 1650 2114 00 000000	THIS/GIFTED SVCS	\$873.91	\$838.56	\$838.53	\$798.71	\$768.94
10E100 1650 2210 00 000000	LIFE INS/GIFTED SVCS	\$63.12	\$63.12	\$63.12	\$60.49	\$63.12
10E100 1650 2220 00 000000	MEDICAL INS/GIFTED SVCS	\$19,185.36	\$17,780.64	\$17,780.64	\$16,031.78	\$15,047.64
10E100 1650 2230 00 000000	DENTAL INS/GIFTED SVCS	\$499.80	\$480.72	\$480.60	\$436.89	\$442.56
		\$0.00	\$0.00	\$0.00	\$0.00	\$0.00
<b>1650</b>	<b>Subtotal-Enrichment</b>	<b>\$151,813.72</b>	<b>\$145,143.04</b>	<b>\$145,042.78</b>	<b>\$137,313.30</b>	<b>\$131,855.84</b>
<b>Language Programs</b>						
10E100 1800 1110 00 000000	CERT SALARIES/ESL	145	\$138,004.00	\$132,576.00	\$132,416.00	\$126,986.45
10E100 1800 2113 00 000000	TRS/ESL		\$800.42	\$768.00	\$768.01	\$979.22

**Abraham Lincoln Elementary School**

ACCOUNT #	ACCOUNT NAME	BUDGET FY26	YTD FY25	BUDGET FY25	ACTUAL FY24	ACTUAL FY23
10E100 1800 2114 00 000000	THIS/ESL	\$924.63	\$887.27	\$887.19	\$845.03	\$1,131.10
10E100 1800 2210 00 000000	LIFE INS/ESL	\$63.12	\$63.12	\$63.12	\$60.49	\$101.04
10E100 1800 2220 00 000000	MEDICAL INS/ESL	\$30,247.08	\$28,032.48	\$28,032.48	\$25,275.26	\$27,997.00
10E100 1800 2230 00 000000	DENTAL INS/ESL	\$499.80	\$480.72	\$480.60	\$436.89	\$708.16
		\$0.00	\$0.00	\$0.00	\$0.00	\$0.00
<b>1800</b>	<b>Subtotal-Language Programs</b>	<b>\$170,539.05</b>	<b>\$162,807.59</b>	<b>\$162,647.40</b>	<b>\$153,619.19</b>	<b>\$199,902.97</b>
<b>Social Work</b>						
10E100 2110 1110 00 000000	CERT SALARIES/SOCIAL WORK	\$108,243.00	\$121,773.05	\$120,373.00	\$114,791.00	\$110,581.50
10E100 2110 1110 00 499800	CERT SALARIES/SOCIAL WORK/ESSE	\$0.00	\$0.00	\$0.00	\$0.00	\$0.00
10E100 2110 2113 00 000000	TRS/SOCIAL WORK	\$627.81	\$705.38	\$698.16	\$664.99	\$640.59
10E100 2110 2114 00 000000	THIS/SOCIAL WORK	\$725.23	\$814.96	\$806.50	\$768.23	\$739.87
10E100 2110 2210 00 000000	LIFE INS/SOCIAL WORK	\$94.68	\$94.80	\$94.68	\$93.48	\$92.17
10E100 2110 2220 00 000000	MEDICAL INS/SOCIAL WORK	\$12,386.76	\$32,177.52	\$32,177.52	\$29,104.31	\$22,635.08
10E100 2110 2230 00 000000	DENTAL INS/SOCIAL WORK	\$499.80	\$721.20	\$720.90	\$674.19	\$645.00
		\$0.00	\$0.00	\$0.00	\$0.00	\$0.00
<b>2110</b>	<b>Subtotal-Social Work</b>	<b>\$122,577.28</b>	<b>\$156,286.91</b>	<b>\$154,870.76</b>	<b>\$146,096.20</b>	<b>\$135,334.21</b>
<b>Health Services</b>						
10E100 2130 1110 00 000000	CERT SALARIES/HEALTH SVCS	\$15,757.75	\$0.00	\$0.00	\$1,330.92	\$0.00
10E100 2130 1190 00 000000	EXEMPT SALARIES/HEALTH SVCS	\$77,550.63	\$57,031.63	\$73,360.67	\$68,724.31	\$50,694.88
10E100 2130 2113 00 000000	TRS/HEALTH SVCS	\$91.39	\$0.00	\$0.00	\$7.72	\$0.00
10E100 2130 2114 00 000000	THIS/HEALTH SVCS	\$105.58	\$0.00	\$0.00	\$8.92	\$0.00
10E100 2130 2210 00 000000	LIFE INS/HEALTH SVCS	\$97.84	\$65.73	\$82.06	\$78.66	\$63.12
10E100 2130 2220 00 000000	MEDICAL INS/HEALTH SVCS	\$24,248.22	\$17,883.77	\$21,511.61	\$19,616.58	\$15,256.60
10E100 2130 2230 00 000000	DENTAL INS/HEALTH SVCS	\$624.75	\$513.77	\$624.78	\$567.20	\$442.56
10E100 2130 4100 00 000000	SUPPLIES/HEALTH SVCS	\$1,750.00	\$1,266.90	\$1,750.00	\$1,353.89	\$1,067.76
		\$0.00	\$0.00	\$0.00	\$0.00	\$0.00
<b>2130</b>	<b>Subtotal-Health Services</b>	<b>\$120,226.16</b>	<b>\$76,761.80</b>	<b>\$97,329.12</b>	<b>\$91,688.20</b>	<b>\$67,524.92</b>
<b>Psychologist Services</b>						
10E100 2140 1110 00 000000	CERT SALARIES/PSYCH	\$85,250.00	\$81,898.00	\$81,798.00	\$78,003.00	\$63,864.68
10E100 2140 2113 00 000000	TRS/PSYCH	\$494.45	\$474.48	\$474.43	\$451.91	\$369.84
10E100 2140 2114 00 000000	THIS/PSYCH	\$571.18	\$548.13	\$548.05	\$521.99	\$427.21
10E100 2140 2210 00 000000	LIFE INS/PSYCH	\$63.12	\$63.12	\$63.12	\$60.49	\$63.12
10E100 2140 2220 00 000000	MEDICAL INS/PSYCH	\$21,296.04	\$20,243.28	\$20,243.28	\$18,035.41	\$18,514.20
10E100 2140 2230 00 000000	DENTAL INS/PSYCH	\$499.80	\$480.72	\$480.60	\$436.89	\$442.56
		\$0.00	\$0.00	\$0.00	\$0.00	\$0.00
<b>2140</b>	<b>Subtotal-Psychologist Services</b>	<b>\$108,174.59</b>	<b>\$103,707.73</b>	<b>\$103,607.48</b>	<b>\$97,509.69</b>	<b>\$83,681.61</b>
<b>Speech Pathologists</b>						
10E100 2150 1110 00 000000	CERT SALARIES/SPEECH	\$159,747.20	\$163,319.47	\$161,137.60	\$153,273.55	\$152,828.00
10E100 2150 1110 00 462000	CERT SALARIES/SPEECH/IDEA FLOW	\$0.00	\$0.00	\$0.00	\$0.00	\$0.00
10E100 2150 2113 00 000000	TRS/SPEECH	\$926.53	\$946.58	\$934.60	\$888.45	\$885.88
10E100 2150 2114 00 000000	THIS/SPEECH	\$1,070.31	\$1,093.17	\$1,079.62	\$1,026.22	\$1,023.33
10E100 2150 2113 00 462000	TRS/SPEECH/IDEA FLOW	\$0.00	\$0.00	\$0.00	\$0.00	\$0.00
10E100 2150 2114 00 462000	THIS/SPEECH/IDEA FLOW	\$0.00	\$0.00	\$0.00	\$0.00	\$0.00
10E100 2150 2115 00 462000	TRS FED/SPEECH/IDEA FLOW	\$0.00	\$0.00	\$0.00	\$0.00	\$0.00
10E100 2150 2210 00 000000	LIFE INS/SPEECH	\$75.74	\$88.32	\$88.37	\$85.70	\$123.61
10E100 2150 2220 00 000000	MEDICAL INS/SPEECH	\$15,088.22	\$22,692.96	\$11,479.92	\$14,669.51	\$18,984.93
10E100 2150 2230 00 000000	DENTAL INS/SPEECH	\$499.80	\$672.96	\$480.60	\$619.27	\$866.28
10E100 2150 2210 00 462000	LIFE INS/SPEECH/IDEA FLOW	\$0.00	\$0.00	\$0.00	\$0.00	\$0.00
10E100 2150 2220 00 462000	MEDICAL INS/SPEECH/IDEA FLOW	\$0.00	\$0.00	\$0.00	\$0.00	\$0.00
10E100 2150 2230 00 462000	DENTAL INS/SPEECH/IDEA FLOW	\$0.00	\$0.00	\$0.00	\$0.00	\$0.00
		\$0.00	\$0.00	\$0.00	\$0.00	\$0.00
<b>2150</b>	<b>Subtotal-Speech Pathologists</b>	<b>\$177,407.81</b>	<b>\$188,813.46</b>	<b>\$175,200.71</b>	<b>\$170,562.70</b>	<b>\$174,712.03</b>
<b>Learning Resouce Center</b>						
10E100 2222 1110 00 000000	CERT SALARIES/LMC	\$81,663.00	\$78,355.91	\$75,856.00	\$90,736.00	\$87,670.00

**Abraham Lincoln Elementary School**

ACCOUNT #	ACCOUNT NAME	BUDGET FY26	YTD FY25	BUDGET FY25	ACTUAL FY24	ACTUAL FY23
10E100 2222 1130 00 000000	AIDE SALARIES/LMC	\$27,518.40	\$26,399.10	\$26,399.10	\$23,846.55	\$21,470.06
10E100 2222 2113 00 000000	TRS/LMC	\$473.65	\$454.36	\$439.96	\$525.64	\$507.90
10E100 2222 2114 00 000000	THIS/LMC	\$547.14	\$525.03	\$508.24	\$607.21	\$586.74
10E100 2222 2210 00 000000	LIFE INS/LMC	\$126.24	\$126.20	\$126.24	\$115.68	\$119.56
10E100 2222 2220 00 000000	MEDICAL INS/LMC	\$21,614.88	\$20,251.84	\$20,251.92	\$16,978.45	\$16,595.61
10E100 2222 2230 00 000000	DENTAL INS/LMC	\$999.60	\$961.23	\$961.20	\$829.00	\$836.79
10E100 2222 4100 00 000000	SUPPLIES/LMC	\$1,200.00	\$1,200.00	\$1,200.00	\$769.50	\$571.79
10E100 2222 4300 00 000000	LIBRARY BOOKS/LMC	\$5,000.00	\$4,959.31	\$5,000.00	\$3,947.93	\$3,894.27
10E100 2222 4300 00 380000	LIBRARY BOOKS/LMC/LIB GRANT	\$464.00	\$464.00	\$464.00	\$464.00	\$463.28
		\$0.00	\$0.00	\$0.00	\$0.00	\$0.00
<b>2222</b>	<b>Subtotal-LRC</b>	<b>\$139,606.91</b>	<b>\$133,696.98</b>	<b>\$131,206.66</b>	<b>\$138,819.96</b>	<b>\$132,716.00</b>
<b>Administrative Services</b>						
10E100 2410 1150 00 000000	ADMIN SALARIES/PRINCIPAL OFF	\$219,003.29	\$226,988.41	\$226,988.41	\$216,695.38	\$207,364.04
10E100 2410 1160 00 000000	OFFICE SUP STAFF/PRINCIPAL OFF	\$68,862.35	\$68,487.30	\$67,442.79	\$65,311.38	\$59,550.02
10E100 2410 2110 00 000000	TRS ADMIN/PRINCIPAL OFF	\$26,308.02	\$23,922.80	\$26,998.85	\$25,823.86	\$24,824.94
10E100 2410 2112 00 000000	THIS ADMIN/PRINCIPAL OFF	\$2,630.80	\$2,244.96	\$2,699.89	\$2,143.19	\$2,758.38
10E100 2410 2113 00 000000	TRS/PRINCIPAL OFF	\$1,695.41	\$1,446.72	\$1,739.93	\$1,381.20	\$1,321.68
10E100 2410 2114 00 000000	THIS/PRINCIPAL OFF	\$1,958.49	\$1,671.36	\$2,009.91	\$1,595.52	\$1,526.87
10E100 2410 2210 00 000000	LIFE INS/PRINCIPAL OFF	\$1,253.76	\$1,357.70	\$647.28	\$1,271.75	\$1,253.52
10E100 2410 2220 00 000000	MEDICAL INS/PRINCIPAL OFF	\$98,400.84	\$87,026.02	\$86,509.44	\$82,619.85	\$91,085.85
10E100 2410 2230 00 000000	DENTAL INS/PRINCIPAL OFF	\$1,999.20	\$1,922.65	\$1,922.40	\$1,812.19	\$1,763.99
10E100 2410 3320 00 000000	CONF/MTG/WKSH/AL PRINCIPAL	\$300.00	\$379.05	\$300.00	\$375.00	\$200.00
10E100 2410 6400 00 000000	DUES & FEES/PRINCIPAL OFF	\$1,500.00	\$20.00	\$1,500.00	\$0.00	\$0.00
		\$0.00	\$0.00	\$0.00	\$0.00	\$0.00
<b>2410</b>	<b>Subtotal-Administrative Services</b>	<b>\$423,912.15</b>	<b>\$415,466.97</b>	<b>\$418,758.90</b>	<b>\$399,029.32</b>	<b>\$391,649.29</b>
<b>Food Service</b>						
10E100 2560 1170 00 000000	LUNCH SUPERVISION/FOOD SVCS	\$68,850.00	\$61,771.11	\$87,720.00	\$58,471.57	\$57,327.51
10E100 2560 2113 00 000000	TRS/FOOD SVCS	\$95.00	\$29.43	\$95.00	\$25.12	\$67.78
10E100 2560 2114 00 000000	THIS/FOOD SVCS	\$130.00	\$33.86	\$130.00	\$28.80	\$77.81
		\$0.00	\$0.00	\$0.00	\$0.00	\$0.00
<b>2560</b>	<b>Subtotal-Food Service</b>	<b>\$69,075.00</b>	<b>\$61,834.40</b>	<b>\$87,945.00</b>	<b>\$58,525.49</b>	<b>\$57,473.10</b>
<b>Technology Services</b>						
10E100 2660 1190 00 000000	EXEMPT SALARIES/TECH SVCS	\$22,405.50	\$26,895.19	\$24,326.25	\$25,024.98	\$23,788.68
10E100 2660 2210 00 000000	LIFE INS/TECH SVCS	\$31.56	\$34.31	\$31.56	\$31.68	\$31.68
10E100 2660 2220 00 000000	MEDICAL INS/TECH SVCS	\$4,614.06	\$2,108.68	\$7,229.82	\$6,645.12	\$5,787.78
10E100 2660 2230 00 000000	DENTAL INS/TECH SVCS	\$249.90	\$70.14	\$240.30	\$226.08	\$220.32
		\$0.00	\$0.00	\$0.00	\$0.00	\$0.00
<b>2660</b>	<b>Subtotal-Technology Services</b>	<b>\$27,301.02</b>	<b>\$29,108.32</b>	<b>\$31,827.93</b>	<b>\$31,927.86</b>	<b>\$29,828.46</b>
<b>Custodial Services</b>						
20E100 2540 1180 00 000000	CUSTODIAL SALARIES/O&M	\$290,823.55	\$331,381.24	\$300,409.11	\$313,867.64	\$227,056.38
20E100 2540 2210 00 000000	LIFE INS/O&M	\$315.60	\$315.60	\$315.60	\$318.23	\$312.97
20E100 2540 2220 00 000000	MEDICAL INS/O&M	\$88,060.44	\$87,817.82	\$88,236.96	\$66,520.26	\$59,680.64
20E100 2540 2230 00 000000	DENTAL INS/O&M	\$2,499.00	\$2,403.60	\$2,403.00	\$2,241.96	\$1,744.20
		\$0.00	\$0.00	\$0.00	\$0.00	\$0.00
<b>2540</b>	<b>Subtotal-Custodial Services</b>	<b>\$381,698.59</b>	<b>\$421,918.26</b>	<b>\$391,364.67</b>	<b>\$382,948.09</b>	<b>\$288,794.19</b>
<b>Other Building Expenses</b>						
10E100 2621 3320 00 000000	CONF MTG WKSH/CONTINUOUS IMP	\$4,000.00	\$431.82	\$4,000.00	\$49.00	\$550.00
10E100 2621 4100 00 000000	SUPPLIES/CONTINUOUS IMP	\$1,500.00	\$0.00	\$1,500.00	\$498.79	\$764.28
40E100 2550 3313 00 172600	FIELD TRIPS/TRANSPORT FEE	\$6,000.00	-\$1,698.31	\$6,000.00	\$7,930.13	-\$749.47
		\$0.00	\$0.00	\$0.00	\$0.00	\$0.00
<b>2621</b>	<b>Subtotal- Other</b>	<b>\$11,500.00</b>	<b>-\$1,266.49</b>	<b>\$11,500.00</b>	<b>\$8,477.92</b>	<b>\$564.81</b>
<b>10</b>	<b>Education Fund</b>	<b>147</b>	<b>\$5,916,761.88</b>	<b>\$6,068,360.25</b>	<b>\$6,053,307.37</b>	<b>\$5,603,159.24</b>
<b>20</b>	<b>Building &amp; Grounds Fund</b>		<b>\$381,698.59</b>	<b>\$421,918.26</b>	<b>\$391,364.67</b>	<b>\$382,948.09</b>

**Abraham Lincoln Elementary School**

ACCOUNT #	ACCOUNT NAME	BUDGET FY26	YTD FY25	BUDGET FY25	ACTUAL FY24	ACTUAL FY23
40	Transportation	\$6,000.00	-\$1,698.31	\$6,000.00	\$7,930.13	-\$749.47
50 & 51	IMRF/FICA/Medicare	\$179,043.54	\$186,028.78	\$193,252.23	\$176,830.34	\$162,170.35
	<b>Grand Total</b>	<b>\$6,483,504.01</b>	<b>\$6,674,608.98</b>	<b>\$6,643,924.27</b>	<b>\$6,170,867.80</b>	<b>\$5,956,849.66</b>

**IMRF, Social Security and Medicare**

51E100 1252 2120 00 000000	IMRF/READING IMPROVE	\$5,944.63	\$8,375.25	\$8,787.15	\$7,807.02	\$6,029.15
51E100 1220 2120 00 000000	IMRF/INCLUSION	\$11,507.74	\$14,252.01	\$14,137.55	\$12,370.48	\$8,825.96
51E100 1220 2120 00 462000	IMRF/INCLUSION/IDEA FLOW	\$0.00	\$0.00	\$0.00	\$0.00	\$7,533.78
51E100 2130 2120 00 000000	IMRF/HEALTH SVCS	\$6,669.35	\$4,918.92	\$6,360.37	\$5,924.92	\$4,671.77
51E100 2222 2120 00 000000	IMRF/LMC	\$2,366.58	\$2,275.73	\$2,288.80	\$2,060.03	\$1,524.29
51E100 2410 2120 00 000000	IMRF/PRINCIPAL OFF	\$5,922.16	\$5,874.83	\$5,847.29	\$5,651.41	\$5,553.48
51E100 2660 2120 00 000000	IMRF/TECH SVCS	\$1,926.87	\$2,309.35	\$2,109.09	\$2,171.29	\$2,236.82
51E100 2540 2120 00 000000	IMRF/O&M	\$25,010.83	\$28,466.97	\$26,045.47	\$27,232.14	\$21,334.94
		\$0.00	\$0.00	\$0.00	\$0.00	\$0.00
	<b>Subtotal - IMRF</b>	<b>\$59,348.17</b>	<b>\$66,473.06</b>	<b>\$65,575.72</b>	<b>\$63,217.29</b>	<b>\$57,710.19</b>
50E100 1100 2130 00 000000	FICA/GEN INST	\$0.00	\$262.93	\$0.00	\$204.65	\$582.18
50E100 1252 2130 00 000000	FICA/READING IMPROVE	\$4,285.66	\$4,778.01	\$6,283.78	\$4,367.77	\$3,690.06
50E100 1220 2130 00 000000	FICA/INCLUSION	\$8,296.28	\$10,013.83	\$10,109.90	\$9,079.12	\$5,288.24
50E100 1220 2130 00 462000	FICA/INCLUSION/IDEA FLOW	\$0.00	\$0.00	\$0.00	\$0.00	\$4,839.88
50E100 2130 2130 00 000000	FICA/HEALTH SVCS	\$4,808.14	\$3,075.93	\$4,548.36	\$3,826.61	\$2,787.14
50E100 2222 2130 00 000000	FICA/LMC	\$1,706.14	\$1,573.76	\$1,636.74	\$1,428.98	\$1,285.78
50E100 2410 2130 00 000000	FICA/PRINCIPAL OFF	\$4,269.47	\$4,042.74	\$4,181.45	\$3,888.13	\$2,927.53
50E100 2560 2130 00 000000	FICA/FOOD SVCS	\$4,268.70	\$3,514.99	\$5,438.64	\$3,357.77	\$2,832.04
50E100 2660 2130 00 000000	FICA/TECH SVCS	\$1,389.14	\$1,611.44	\$1,508.23	\$1,393.42	\$1,347.69
50E100 2540 2130 00 000000	FICA/O&M	\$18,031.06	\$18,353.72	\$18,625.36	\$18,032.16	\$12,773.65
		\$0.00	\$0.00	\$0.00	\$0.00	\$0.00
	<b>Subtotal - SOCIAL SECURITY</b>	<b>\$47,054.59</b>	<b>\$47,227.35</b>	<b>\$52,332.46</b>	<b>\$45,578.61</b>	<b>\$38,354.19</b>
50E100 1100 2140 00 000000	MEDICARE/GEN INST	\$42,613.02	\$41,603.52	\$42,431.71	\$40,005.20	\$40,453.16
50E100 1100 2140 00 390000	MEDICARE/GEN INST/SEED GRANT	\$0.00	\$0.00	\$0.00	\$0.00	\$0.00
50E100 1252 2140 00 000000	MEDICARE/READING IMPROVE	\$1,002.29	\$1,124.25	\$1,469.59	\$1,036.52	\$867.27
50E100 1220 2140 00 000000	MEDICARE/INCLUSION	\$7,360.82	\$9,413.28	\$9,643.73	\$7,169.98	\$5,488.99
50E100 1220 2140 00 462000	MEDICARE/INCLUSION/IDEA FLOW	\$0.00	\$0.00	\$0.00	\$0.00	\$1,131.79
50E100 1650 2140 00 000000	MEDICARE/GIFTED SVCS	\$1,891.31	\$1,651.27	\$1,814.73	\$1,579.92	\$1,521.61
50E100 1800 2140 00 000000	MEDICARE/ESL	\$2,001.06	\$1,690.36	\$1,920.03	\$1,615.48	\$2,233.84
50E100 2110 2140 00 000000	MEDICARE/SOCIAL WORK	\$1,569.52	\$1,570.99	\$1,745.41	\$1,479.32	\$1,448.42
50E100 2130 2140 00 000000	MEDICARE/HEALTH SVCS	\$1,352.97	\$719.48	\$1,063.73	\$910.91	\$651.80
50E100 2140 2140 00 000000	MEDICARE/PSYCH	\$1,236.13	\$1,046.89	\$1,186.07	\$1,005.84	\$793.90
50E100 2150 2140 00 000000	MEDICARE/SPEECH	\$2,316.33	\$2,261.97	\$2,336.50	\$2,188.03	\$2,171.38
50E100 2150 2140 00 462000	MEDICARE/SPEECH/IDEA FLOW	\$0.00	\$0.00	\$0.00	\$0.00	\$0.00
50E100 2222 2140 00 000000	MEDICARE/LMC	\$1,583.13	\$1,477.74	\$1,482.70	\$1,629.01	\$1,549.59
50E100 2410 2140 00 000000	MEDICARE/PRINCIPAL OFF	\$4,174.05	\$4,208.73	\$4,269.25	\$4,028.17	\$3,669.55
50E100 2560 2140 00 000000	MEDICARE/FOOD SVCS	\$998.33	\$890.50	\$1,271.94	\$843.02	\$822.10
50E100 2660 2140 00 000000	MEDICARE/TECH SVCS	\$324.88	\$376.98	\$352.73	\$325.84	\$315.23
50E100 2540 2140 00 000000	MEDICARE/O&M	\$4,216.94	\$4,292.41	\$4,355.93	\$4,217.20	\$2,987.34
		\$0.00	\$0.00	\$0.00	\$0.00	\$0.00
	<b>Subtotal - MEDICARE</b>	<b>\$72,640.78</b>	<b>\$72,328.37</b>	<b>\$75,344.05</b>	<b>\$68,034.44</b>	<b>\$66,105.97</b>

**Ben Franklin Elementary School**  
**Budget and Staffing Comparison - FY26 to FY25**

<b>STAFF DETAIL</b>	<b>FY26</b>	<b>FY25</b>	<b>INC/DEC</b>
Administration	2.00	2.00	0.00
GEEA			
Certified Teacher	41.85	46.04	(4.19)
AFSCME			
Clerical	2.00	2.00	0.00
Food Service	2.00	2.00	0.00
Instructional Aide	7.00	8.00	(1.00)
Custodial	5.00	5.00	0.00
Exempt			
Director/Manager	0.00	0.00	0.00
Admin Asst/Specialists	0.00	0.00	0.00
Registered Nurse	1.33	1.00	0.33
Tech Specialist	0.50	0.50	0.00
<b>TOTAL STAFF</b>	<b>61.68</b>	<b>66.54</b>	<b>(4.86)</b>

<b>EXPENDITURE DETAIL</b>	<b>FY26 Budget</b>	<b>FY25 Budget</b>	<b>INC/DEC</b>
100 Salaries	\$4,929,040	\$5,352,836	(\$423,796)
200 Benefits	\$1,094,780	\$1,022,230	\$72,550
300 Services	\$6,300	\$6,978	(\$678)
400 Supplies	\$51,724	\$48,546	\$3,178
500 Capital Outlay	\$0	\$0	\$0
600 Other - Dues/Fees/Tuition	\$0	\$0	\$0
<b>TOTAL</b>	<b>\$6,081,844</b>	<b>\$6,430,590</b>	<b>(\$348,746)</b>

**Ben Franklin Elementary School**

ACCOUNT #	ACCOUNT NAME	BUDGET FY26	YTD FY25	BUDGET FY25	ACTUAL FY24	ACTUAL FY23
<b>General Instruction</b>						
10E110 1100 1110 00 000000	CERT SALARIES/GEN INST	\$2,594,459.90	\$2,943,387.89	\$2,918,495.75	\$2,853,099.36	\$3,079,542.37
10E110 1100 1120 00 000000	EXTRA DUTY/GEN INST	\$32,000.00	\$23,670.13	\$26,500.00	\$21,250.04	\$25,530.02
10E110 1100 1200 00 000000	SUB SALARIES/GEN INST	\$118,000.00	\$112,618.79	\$118,000.00	\$116,561.41	\$112,760.58
10E110 1252 1130 00 000000	AIDE SALARIES/READING IMPROVE	\$37,346.40	\$59,112.76	\$66,584.70	\$59,779.43	\$42,726.03
10E110 1100 2113 00 000000	TRS/GEN INST	\$15,047.87	\$17,527.88	\$16,927.28	\$17,094.49	\$18,591.75
10E110 1100 2114 00 000000	THIS/GEN INST	\$17,382.88	\$20,247.20	\$19,553.92	\$19,796.36	\$21,476.47
10E110 1100 2210 00 000000	LIFE INS/GEN INST	\$1,887.29	\$2,016.35	\$2,045.09	\$2,028.07	\$2,092.19
10E110 1100 2220 00 000000	MEDICAL INS/GEN INST	\$352,195.94	\$389,906.75	\$342,013.61	\$361,690.09	\$348,616.55
10E110 1100 2230 00 000000	DENTAL INS/GEN INST	\$9,321.27	\$11,909.97	\$10,765.44	\$12,618.22	\$12,757.42
10E110 1252 2210 00 000000	LIFE INS/READING IMPROVE	\$63.12	\$126.16	\$126.24	\$126.16	\$109.56
10E110 1252 2220 00 000000	MEDICAL INS/READING IMPROVE	\$21,296.04	\$18,264.70	\$14,459.64	\$13,289.93	\$19,338.09
10E110 1252 2230 00 000000	DENTAL INS/READING IMPROVE	\$499.80	\$480.51	\$480.60	\$452.20	\$765.27
10E110 1100 3140 00 390000	PURCH SVCS/GEN INST/SEED GRANT	\$0.00	\$0.00	\$0.00	\$0.00	\$0.00
10E110 1100 3380 00 141100	FIELD TRIP ENTRY FEES/GEN INST	\$800.00	-\$546.10	\$1,478.25	\$104.00	\$153.75
10E110 1100 4100 00 000000	SUPPLIES/GEN INST	\$28,000.00	\$19,438.09	\$26,117.87	\$23,881.43	\$15,560.51
10E110 1100 4100 10 000000	SUPPLIES/ART/GEN INST	\$4,000.00	\$2,171.21	\$2,200.00	\$1,550.04	\$2,199.74
10E110 1100 4100 11 000000	SUPPLIES/MUSIC/GEN INST	\$800.00	\$755.29	\$800.00	\$200.27	\$469.72
10E110 1100 4100 19 000000	SUPPLIES/PE/GEN INST	\$2,000.00	\$1,942.20	\$2,000.00	\$1,565.71	\$1,835.24
10E110 1100 4100 00 390000	SUPPLIES/GEN INST/SEED GRANT	\$0.00	\$0.00	\$0.00	\$0.00	\$0.00
10E110 1100 4190 00 000000	SMALL EQUIP/GEN INST	\$1,000.00	\$99.96	\$1,000.00	\$722.05	\$474.73
10E110 1100 4190 11 000000	SMALL EQUIP/MUSIC/GEN INST	\$700.00	\$0.00	\$700.00	\$0.00	\$0.00
10E110 1100 4190 19 000000	SMALL EQUIP/PE/GEN INST	\$1,200.00	\$1,138.22	\$1,200.00	\$0.00	\$1,152.83
10E110 1100 4220 00 000000	SUPP MTLs FOR TEXTS/GEN INST	\$3,400.00	\$4,129.97	\$4,203.88	\$2,967.13	\$2,264.24
		\$0.00	\$0.00	\$0.00	\$0.00	\$0.00
<b>1100</b>	<b>Subtotal-General Instruction</b>	<b>\$3,241,400.50</b>	<b>\$3,628,397.93</b>	<b>\$3,575,652.27</b>	<b>\$3,508,776.39</b>	<b>\$3,708,417.06</b>
<b>Special Education</b>						
10E110 1220 1110 00 000000	CERT SALARIES/INCLUSION	\$467,352.00	\$530,458.44	\$545,692.60	\$523,102.20	\$382,302.35
10E110 1220 1130 00 000000	AIDE SALARIES/INCLUSION	\$96,314.40	\$145,666.63	\$102,880.05	\$97,031.35	\$32,753.79
10E110 1220 1130 00 462000	AIDE SALARIES/INCLUSION/IDEA F	\$0.00	\$0.00	\$0.00	-\$45.51	\$53,996.40
10E110 1222 1110 00 000000	CERT SALARIES/INSTRUCTIONAL	\$0.00	-\$292.26	\$0.00	\$100.00	\$66,269.19
10E110 1222 1130 00 000000	AIDE SALARIES/INSTRUCTIONAL	\$64,851.15	\$0.00	\$0.00	\$57,087.33	\$11,474.78
10E110 1222 1130 00 462000	AIDE SALARIES/INSTRUCTIONAL	\$0.00	\$0.00	\$0.00	\$300.00	\$42,806.10
10E110 1220 2113 00 000000	TRS/INCLUSION	\$2,710.64	\$3,074.48	\$3,165.02	\$3,031.92	\$2,215.01
10E110 1220 2114 00 000000	THIS/INCLUSION	\$3,131.26	\$3,551.29	\$3,656.14	\$3,502.84	\$2,558.75
10E110 1222 2113 00 000000	TRS/INSTRUCTIONAL	\$0.00	-\$2.27	\$0.00	\$0.00	\$383.78
10E110 1222 2114 00 000000	THIS/INSTRUCTIONAL	\$0.00	-\$2.63	\$0.00	\$0.00	\$443.36
10E110 1220 2210 00 000000	LIFE INS/INCLUSION	\$504.96	\$654.41	\$580.70	\$559.38	\$348.50
10E110 1220 2220 00 000000	MEDICAL INS/INCLUSION	\$101,650.08	\$108,170.54	\$66,536.52	\$98,124.59	\$71,504.70
10E110 1220 2230 00 000000	DENTAL INS/INCLUSION	\$2,998.80	\$3,971.67	\$2,403.00	\$2,689.64	\$2,418.60
10E110 1220 2210 00 462000	LIFE INS/INCLUSION/IDEA FLOW	\$0.00	\$0.00	\$0.00	\$0.00	\$126.16
10E110 1220 2220 00 462000	MEDICAL INS/INCLUSION/IDEA FLO	\$0.00	\$0.00	\$0.00	\$0.00	\$19,258.40
10E110 1220 2230 00 462000	DENTAL INS/INCLUSION/IDEA FLOW	\$0.00	\$0.00	\$0.00	\$0.00	\$881.22
10E110 1222 2210 00 000000	LIFE INS/INCLUSION	\$0.00	\$0.00	\$0.00	\$123.40	\$77.09
10E110 1222 2220 00 000000	MEDICAL INS/INSTRUCTIONAL	\$0.00	\$0.00	\$0.00	\$22,172.39	\$1,955.55
10E110 1222 2230 00 000000	DENTAL INS/INSTRUCTIONAL	\$0.00	\$0.00	\$0.00	\$884.56	\$115.95
10E110 1222 2210 00 000000	LIFE INS/INCLUSION	\$126.24	\$0.00	\$0.00	\$123.40	\$77.09
10E110 1222 2220 00 000000	MEDICAL INS/INSTRUCTIONAL	\$21,758.88	\$0.00	\$0.00	\$22,172.39	\$1,955.55
10E110 1222 2230 00 000000	DENTAL INS/INSTRUCTIONAL	\$999.60	\$0.00	\$0.00	\$884.56	\$115.95
		\$0.00	\$0.00	\$0.00	\$0.00	\$0.00

**Ben Franklin Elementary School**

ACCOUNT #	ACCOUNT NAME	BUDGET FY26	YTD FY25	BUDGET FY25	ACTUAL FY24	ACTUAL FY23
1220	<b>Subtotal-Special Education</b>	\$762,398.01	\$795,250.30	\$724,914.03	\$831,844.44	\$694,038.27
<b>Enrichment</b>						
10E110 1650 1110 00 000000	CERT SALARIES/GIFTED SVCS	\$82,469.00	\$77,980.00	\$71,630.00	\$51,356.30	\$65,070.00
10E110 1650 2113 00 000000	TRS/GIFTED SVCS	\$478.32	\$451.71	\$415.45	\$297.34	\$376.80
10E110 1650 2114 00 000000	THIS/GIFTED SVCS	\$552.54	\$521.81	\$479.92	\$343.35	\$435.36
10E110 1650 2210 00 000000	LIFE INS/GIFTED SVCS	\$63.12	\$63.12	\$63.12	\$60.49	\$63.12
10E110 1650 2220 00 000000	MEDICAL INS/GIFTED SVCS	\$0.00	\$0.00	\$0.00	\$0.00	\$0.00
10E110 1650 2230 00 000000	DENTAL INS/GIFTED SVCS	\$0.00	\$0.00	\$0.00	\$0.00	\$0.00
		\$0.00	\$0.00	\$0.00	\$0.00	\$0.00
1650	<b>Subtotal-Enrichment</b>	\$83,562.98	\$79,016.64	\$72,588.49	\$52,057.48	\$65,945.28
<b>Language Programs</b>						
10E110 1800 1110 00 000000	CERT SALARIES/ESL	\$100,820.00	\$96,878.00	\$96,738.00	\$92,271.00	\$120,781.55
10E110 1800 2113 00 000000	TRS/ESL	\$584.76	\$561.11	\$561.08	\$534.47	\$699.67
10E110 1800 2114 00 000000	THIS/ESL	\$675.49	\$648.24	\$648.14	\$617.28	\$808.51
10E110 1800 2210 00 000000	LIFE INS/ESL	\$63.12	\$63.12	\$63.12	\$60.49	\$88.32
10E110 1800 2220 00 000000	MEDICAL INS/ESL	\$30,247.08	\$28,032.48	\$28,032.48	\$25,275.26	\$26,572.40
10E110 1800 2230 00 000000	DENTAL INS/ESL	\$499.80	\$480.72	\$480.60	\$436.89	\$619.52
		\$0.00	\$0.00	\$0.00	\$0.00	\$0.00
1800	<b>Subtotal-Language Programs</b>	\$132,890.25	\$126,663.67	\$126,523.42	\$119,195.39	\$149,569.97
<b>Social Work</b>						
10E110 2110 1110 00 000000	CERT SALARIES/SOCIAL WORK	\$102,870.00	\$100,682.86	\$99,283.00	\$109,727.00	\$111,181.69
10E110 2110 1110 00 499800	CERT SALARIES/SOCIAL WORK/ESSE	\$0.00	\$0.00	\$0.00	\$0.00	\$0.00
10E110 2110 2113 00 000000	TRS/SOCIAL WORK	\$596.65	\$583.04	\$575.84	\$636.04	\$661.55
10E110 2110 2114 00 000000	THIS/SOCIAL WORK	\$689.23	\$673.56	\$665.20	\$734.66	\$764.36
10E110 2110 2210 00 000000	LIFE INS/SOCIAL WORK	\$94.68	\$94.56	\$94.68	\$93.25	\$94.56
10E110 2110 2220 00 000000	MEDICAL INS/SOCIAL WORK	\$12,386.76	\$15,624.96	\$4,145.04	\$13,537.07	\$27,597.52
10E110 2110 2230 00 000000	DENTAL INS/SOCIAL WORK	\$499.80	\$720.96	\$240.30	\$674.16	\$737.28
		\$0.00	\$0.00	\$0.00	\$0.00	\$0.00
2110	<b>Subtotal-Social Work</b>	\$117,137.12	\$118,379.94	\$105,004.06	\$125,402.18	\$141,036.96
<b>Health Services</b>						
10E110 2130 1110 00 000000	CERT SALARIES/HEALTH SVCS	\$15,757.75	\$31,314.22	\$31,200.44	\$19,830.77	\$18,853.31
10E110 2130 1190 00 000000	EXEMPT SALARIES/HEALTH SVCS	\$77,550.63	\$57,190.19	\$54,403.70	\$52,296.11	\$51,053.95
10E110 2130 2113 00 000000	TRS/HEALTH SVCS	\$91.39	\$37.82	\$180.96	\$114.87	\$109.05
10E110 2130 2114 00 000000	THIS/HEALTH SVCS	\$105.58	\$43.66	\$209.04	\$132.60	\$125.96
10E110 2130 2210 00 000000	LIFE INS/HEALTH SVCS	\$99.73	\$70.08	\$84.58	\$80.97	\$84.48
10E110 2130 2220 00 000000	MEDICAL INS/HEALTH SVCS	\$24,248.22	\$20,147.56	\$18,027.60	\$16,254.45	\$15,256.60
10E110 2130 2230 00 000000	DENTAL INS/HEALTH SVCS	\$624.75	\$546.82	\$480.60	\$436.89	\$442.56
10E110 2130 4100 00 000000	SUPPLIES/HEALTH SVCS	\$1,750.00	\$1,493.28	\$1,750.00	\$1,425.36	\$793.54
10E110 2130 4190 00 000000	SMALL EQUIP/HEALTH SVCS	\$200.00	\$0.00	\$200.00	\$49.75	\$200.00
		\$0.00	\$0.00	\$0.00	\$0.00	\$0.00
2130	<b>Subtotal-Health Services</b>	\$120,428.05	\$110,843.63	\$106,536.92	\$90,621.77	\$86,919.45
<b>Psychologist Services</b>						
10E110 2140 1110 00 000000	CERT SALARIES/PSYCH	\$152,736.00	\$146,651.93	\$142,052.00	\$135,388.00	\$130,196.00
10E110 2140 2113 00 000000	TRS/PSYCH	\$885.87	\$849.95	\$823.90	\$784.57	\$754.60
10E110 2140 2114 00 000000	THIS/PSYCH	\$1,023.33	\$981.86	\$951.75	\$906.47	\$871.66
10E110 2140 2210 00 000000	LIFE INS/PSYCH	\$63.12	\$63.12	\$63.12	\$60.49	\$63.12
10E110 2140 2220 00 000000	MEDICAL INS/PSYCH	\$13,507.32	\$12,839.76	\$12,839.64	\$11,439.37	\$11,030.88
10E110 2140 2230 00 000000	DENTAL INS/PSYCH	\$499.80	\$480.72	\$480.60	\$436.89	\$442.56
		\$0.00	\$0.00	\$0.00	\$0.00	\$0.00
2140	<b>Subtotal-Psychologist Services</b>	\$168,715.44	\$161,867.34	\$157,211.01	\$149,015.79	\$143,358.82

**Ben Franklin Elementary School**

ACCOUNT #	ACCOUNT NAME	BUDGET FY26	YTD FY25	BUDGET FY25	ACTUAL FY24	ACTUAL FY23
<b>Speech Pathologists</b>						
10E110 2150 1110 00 000000	CERT SALARIES/SPEECH	\$149,933.80	\$171,377.34	\$171,904.40	\$163,382.41	\$145,373.42
10E110 2150 1110 00 462000	CERT SALARIES/SPEECH/IDEA FLOW	\$0.00	\$0.00	\$0.00	\$0.00	\$0.00
10E110 2150 2113 00 000000	TRS/SPEECH	\$869.62	\$993.01	\$997.05	\$946.96	\$842.26
10E110 2150 2114 00 000000	THIS/SPEECH	\$1,004.56	\$1,147.17	\$1,151.76	\$1,093.90	\$973.04
10E110 2150 2113 00 462000	TRS/SPEECH/IDEA FLOW	\$0.00	\$0.00	\$0.00	\$0.00	\$0.00
10E110 2150 2114 00 462000	THIS/SPEECH/IDEA FLOW	\$0.00	\$0.00	\$0.00	\$0.00	\$0.00
10E110 2150 2115 00 462000	TRS FED/SPEECH/IDEA FLOW	\$0.00	\$0.00	\$0.00	\$0.00	\$0.00
10E110 2150 2210 00 000000	LIFE INS/SPEECH	\$75.74	\$101.04	\$100.99	\$98.40	\$88.32
10E110 2150 2220 00 000000	MEDICAL INS/SPEECH	\$24,264.72	\$39,065.04	\$22,245.60	\$26,297.16	\$19,111.52
10E110 2150 2230 00 000000	DENTAL INS/SPEECH	\$599.76	\$769.20	\$480.60	\$710.24	\$442.56
10E110 2150 2210 00 462000	LIFE INS/SPEECH/IDEA FLOW	\$0.00	\$0.00	\$0.00	\$0.00	\$0.00
10E110 2150 2220 00 462000	MEDICAL INS/SPEECH/IDEA FLOW	\$0.00	\$0.00	\$0.00	\$0.00	\$0.00
10E110 2150 2230 00 462000	DENTAL INS/SPEECH/IDEA FLOW	\$0.00	\$0.00	\$0.00	\$0.00	\$0.00
		\$0.00	\$0.00	\$0.00	\$0.00	\$0.00
2150	<b>Subtotal-Speech Pathologists</b>	<b>\$176,748.20</b>	<b>\$213,452.80</b>	<b>\$196,880.40</b>	<b>\$192,529.07</b>	<b>\$166,831.12</b>
<b>Learning Resouce Center</b>						
10E110 2222 1110 00 000000	CERT SALARIES/LMC	\$101,189.00	\$97,192.00	\$97,092.00	\$92,569.00	\$89,416.00
10E110 2222 1130 00 000000	AIDE SALARIES/LMC	\$30,753.45	\$29,697.31	\$29,565.90	\$27,247.60	\$21,122.00
10E110 2222 2113 00 000000	TRS/LMC	\$586.90	\$563.04	\$563.13	\$536.40	\$517.99
10E110 2222 2114 00 000000	THIS/LMC	\$677.97	\$650.40	\$650.52	\$619.44	\$598.49
10E110 2222 2210 00 000000	LIFE INS/LMC	\$126.24	\$126.20	\$126.24	\$126.20	\$123.57
10E110 2222 2220 00 000000	MEDICAL INS/LMC	\$42,324.84	\$36,133.17	\$36,133.20	\$35,262.29	\$31,490.10
10E110 2222 2230 00 000000	DENTAL INS/LMC	\$999.60	\$961.23	\$961.20	\$907.93	\$864.33
10E110 2222 4100 00 000000	SUPPLIES/LMC	\$1,900.00	\$2,274.36	\$2,300.00	\$1,898.17	\$1,794.64
10E110 2222 4190 00 000000	SMALL EQUIP/LMC	\$900.00	\$998.49	\$1,000.00	\$897.62	\$898.92
10E110 2222 4300 00 000000	LIBRARY BOOKS/LMC	\$5,000.00	\$4,535.11	\$4,600.00	\$4,635.25	\$4,591.27
10E110 2222 4300 00 380000	LIBRARY BOOKS/LMC/LIB GRANT	\$474.00	\$473.57	\$474.00	\$473.35	\$473.44
10E110 2222 4400 00 000000	PERIODICALS/LMC	\$400.00	\$0.00	\$0.00	\$404.34	\$395.29
		\$0.00	\$0.00	\$0.00	\$0.00	\$0.00
2222	<b>Subtotal-LRC</b>	<b>\$185,331.99</b>	<b>\$173,604.88</b>	<b>\$173,466.19</b>	<b>\$165,577.59</b>	<b>\$152,286.04</b>
<b>Administrative Services</b>						
10E110 2410 1150 00 000000	ADMIN SALARIES/PRINCIPAL OFF	\$236,379.48	\$254,843.70	\$254,843.70	\$243,287.54	\$232,811.08
10E110 2410 1160 00 000000	OFFICE SUP STAFF/PRINCIPAL OFF	\$69,622.50	\$62,324.85	\$65,440.29	\$60,168.89	\$56,721.99
10E110 2410 2110 00 000000	TRS ADMIN/PRINCIPAL OFF	\$28,026.54	\$26,348.32	\$29,753.77	\$27,548.92	\$26,348.64
10E110 2410 2112 00 000000	THIS ADMIN/PRINCIPAL OFF	\$2,802.65	\$2,520.47	\$2,975.38	\$2,406.24	\$2,846.95
10E110 2410 2113 00 000000	TRS/PRINCIPAL OFF	\$1,806.15	\$1,624.55	\$1,917.47	\$1,550.64	\$1,483.92
10E110 2410 2114 00 000000	THIS/PRINCIPAL OFF	\$2,086.42	\$1,876.32	\$2,215.00	\$1,791.12	\$1,714.08
10E110 2410 2210 00 000000	LIFE INS/PRINCIPAL OFF	\$891.36	\$1,524.43	\$1,391.28	\$1,404.86	\$1,391.04
10E110 2410 2220 00 000000	MEDICAL INS/PRINCIPAL OFF	\$85,987.92	\$72,028.28	\$65,008.44	\$60,699.42	\$70,233.05
10E110 2410 2230 00 000000	DENTAL INS/PRINCIPAL OFF	\$1,499.40	\$1,462.17	\$1,441.80	\$1,359.99	\$1,323.38
10E110 2410 3320 00 000000	CONF_MTG_WKSH/PRINCIPAL OFF	\$1,000.00	\$0.00	\$1,000.00	\$200.00	\$145.00
		\$0.00	\$0.00	\$0.00	\$0.00	\$0.00
2410	<b>Subtotal-Administrative Services</b>	<b>\$430,102.43</b>	<b>\$424,553.09</b>	<b>\$425,987.13</b>	<b>\$400,417.62</b>	<b>\$395,019.13</b>
<b>Food Service</b>						
10E110 2560 1170 00 000000	LUNCH SUPERVISION/FOOD SVCS	\$76,500.00	\$54,414.20	\$86,000.00	\$66,128.81	\$89,426.95
10E110 2560 2113 00 000000	TRS/FOOD SVCS	\$95.00	\$53.68	\$95.00	\$51.84	\$98.98
10E110 2560 2114 00 000000	THIS/FOOD SVCS	\$140.00	\$61.90	\$140.00	\$59.86	\$114.18
		\$0.00	\$0.00	\$0.00	\$0.00	\$0.00
2560	<b>Subtotal-Food Service</b>	<b>\$76,735.00</b>	<b>\$54,529.78</b>	<b>\$86,235.00</b>	<b>\$66,240.51</b>	<b>\$89,640.11</b>

**Ben Franklin Elementary School**

ACCOUNT #	ACCOUNT NAME	BUDGET FY26	YTD FY25	BUDGET FY25	ACTUAL FY24	ACTUAL FY23
<b>Technology Services</b>						
10E110 2660 1190 00 000000	EXEMPT SALARIES/TECH SVCS	\$22,405.50	\$26,895.13	\$24,326.25	\$25,218.34	\$23,788.44
10E110 2660 2210 00 000000	LIFE INS/TECH SVCS	\$31.56	\$31.44	\$31.56	\$31.44	\$31.44
10E110 2660 2220 00 000000	MEDICAL INS/TECH SVCS	\$4,614.06	\$2,108.68	\$7,229.82	\$6,644.88	\$5,787.62
10E110 2660 2230 00 000000	DENTAL INS/TECH SVCS	\$249.90	\$70.07	\$240.30	\$226.08	\$220.32
		\$0.00	\$0.00	\$0.00	\$0.00	\$0.00
2660	<b>Subtotal-Technology Services</b>	<b>\$27,301.02</b>	<b>\$29,105.32</b>	<b>\$31,827.93</b>	<b>\$32,120.74</b>	<b>\$29,827.82</b>
<b>Custodial Services</b>						
20E110 2540 1180 00 000000	CUSTODIAL SALARIES/O&M	\$299,729.03	\$315,271.72	\$286,498.79	\$275,512.92	\$208,771.68
20E110 2540 2210 00 000000	LIFE INS/O&M	\$315.60	\$315.60	\$315.60	\$315.60	\$315.60
20E110 2540 2220 00 000000	MEDICAL INS/O&M	\$75,121.20	\$85,867.44	\$85,867.80	\$77,082.00	\$71,043.60
20E110 2540 2230 00 000000	DENTAL INS/O&M	\$1,999.20	\$1,922.88	\$1,922.40	\$1,808.64	\$1,762.56
		\$0.00	\$0.00	\$0.00	\$0.00	\$0.00
2540	<b>Subtotal-Custodial Services</b>	<b>\$377,165.03</b>	<b>\$403,377.64</b>	<b>\$374,604.59</b>	<b>\$354,719.16</b>	<b>\$281,893.44</b>
<b>Other Building Expenses</b>						
10E110 2621 3320 00 000000	CONF_MTG_WKSH/CONTINUOUS IMP	\$4,000.00	\$1,464.81	\$4,000.00	\$815.00	\$402.36
40E110 2550 3313 00 172600	FIELD TRIPS/TRANSPORT FEE	\$500.00	-\$7,845.02	\$500.00	-\$46.91	-\$1,000.09
		\$0.00	\$0.00	\$0.00	\$0.00	\$0.00
2621	<b>Subtotal- Other</b>	<b>\$4,500.00</b>	<b>-\$6,380.21</b>	<b>\$4,500.00</b>	<b>\$768.09</b>	<b>-\$597.73</b>
10	<b>Education Fund</b>	<b>\$5,526,750.99</b>	<b>\$5,917,130.13</b>	<b>\$5,786,826.85</b>	<b>\$5,734,613.97</b>	<b>\$5,823,292.39</b>
20	<b>Building &amp; Grounds Fund</b>	<b>\$377,165.03</b>	<b>\$403,377.64</b>	<b>\$374,604.59</b>	<b>\$354,719.16</b>	<b>\$281,893.44</b>
40	<b>Transportation</b>	<b>\$500.00</b>	<b>-\$7,845.02</b>	<b>\$500.00</b>	<b>-\$46.91</b>	<b>-\$1,000.09</b>
50 & 51	<b>IMRF/FICA/Medicare</b>	<b>\$177,427.89</b>	<b>\$176,444.12</b>	<b>\$173,565.49</b>	<b>\$176,769.19</b>	<b>\$153,610.31</b>
	<b>Grand Total</b>	<b>\$6,081,843.91</b>	<b>\$6,489,106.87</b>	<b>\$6,335,496.93</b>	<b>\$6,266,055.41</b>	<b>\$6,257,796.05</b>
<b>IMRF, Social Security and Medicare</b>						
51E110 1100 2120 00 000000	IMRF/GEN INST	\$0.00	\$125.86	\$0.00	\$7.72	\$76.50
51E110 1252 2120 00 000000	IMRF/READING IMPROVE	\$3,211.79	\$5,087.92	\$5,772.89	\$5,163.19	\$3,998.84
51E110 1220 2120 00 000000	IMRF/INCLUSION	\$8,283.04	\$12,452.04	\$8,919.70	\$8,382.89	\$2,494.13
51E110 1220 2120 00 462000	IMRF/INCLUSION/IDEA FLOW	\$0.00	\$0.00	\$0.00	-\$4.04	\$5,021.08
51E110 1222 2120 00 000000	IMRF/INSTRUCTIONAL	\$0.00	\$0.00	\$0.00	\$4,931.89	\$1,114.06
51E110 1222 2120 00 000000	IMRF/INSTRUCTIONAL	\$5,577.20	\$0.00	\$0.00	\$4,931.89	\$1,114.06
51E110 2130 2120 00 000000	IMRF/HEALTH SVCS	\$6,669.35	\$4,932.36	\$4,716.80	\$4,508.46	\$4,705.24
51E110 2222 2120 00 000000	IMRF/LMC	\$2,644.80	\$2,559.22	\$2,563.36	\$2,354.52	\$1,965.63
51E110 2410 2120 00 000000	IMRF/PRINCIPAL OFF	\$5,987.54	\$5,361.42	\$5,673.67	\$5,201.73	\$5,290.69
51E110 2660 2120 00 000000	IMRF/TECH SVCS	\$1,926.87	\$2,309.35	\$2,109.09	\$2,188.31	\$2,236.60
51E110 2540 2120 00 000000	IMRF/O&M	\$25,776.70	\$27,108.99	\$24,839.45	\$23,867.33	\$19,626.39
51E110 2560 2120 00 000000	IMRF/FOOD SVCS	\$0.00	\$0.00	\$0.00	\$0.00	\$781.27
		\$0.00	\$0.00	\$0.00	\$0.00	\$0.00
	<b>Subtotal - IMRF</b>	<b>\$60,077.28</b>	<b>\$59,937.16</b>	<b>\$54,594.96</b>	<b>\$61,533.89</b>	<b>\$48,424.49</b>
50E110 1100 2130 00 000000	FICA/GEN INST	\$0.00	\$784.05	\$0.00	\$413.15	\$451.32
50E110 1252 2130 00 000000	FICA/READING IMPROVE	\$2,315.48	\$4,703.52	\$4,128.25	\$3,388.79	\$2,550.09
50E110 1220 2130 00 000000	FICA/INCLUSION	\$5,971.49	\$8,520.67	\$6,378.56	\$5,817.83	\$1,901.95
50E110 1220 2130 00 462000	FICA/INCLUSION/IDEA FLOW	\$0.00	\$0.00	\$0.00	-\$2.69	\$3,191.65
50E110 1222 2130 00 000000	FICA/INSTRUCTIONAL	\$0.00	\$0.00	\$0.00	\$3,275.64	\$652.99
50E110 1222 2130 00 000000	FICA/INSTRUCTIONAL	\$4,020.77	\$0.00	\$0.00	\$3,275.64	\$652.99
50E110 2130 2130 00 000000	FICA/HEALTH SVCS	\$4,808.14	\$3,105.92	\$3,373.03	\$2,867.37	\$2,815.45
50E110 2222 2130 00 000000	FICA/LMC	\$1,906.71	\$1,396.18	\$1,833.09	\$1,202.58	\$960.69
50E110 2410 2130 00 000000	FICA/PRINCIPAL OFF	\$4,316.60	\$3,692.53	\$4,057.30	\$3,628.79	\$3,057.07

**Ben Franklin Elementary School**

ACCOUNT #	ACCOUNT NAME	BUDGET FY26	YTD FY25	BUDGET FY25	ACTUAL FY24	ACTUAL FY23
50E110 2560 2130 00 000000	FICA/FOOD SVCS	\$4,743.00	\$2,800.84	\$5,332.00	\$3,545.86	\$4,368.86
50E110 2660 2130 00 000000	FICA/TECH SVCS	\$1,389.14	\$1,611.45	\$1,508.23	\$1,405.06	\$1,347.67
50E110 2540 2130 00 000000	FICA/O&M	\$18,583.20	\$17,225.49	\$17,762.92	\$15,057.93	\$11,067.24
		\$0.00	\$0.00	\$0.00	\$0.00	\$0.00
	<b>Subtotal - SOCIAL SECURITY</b>	<b>\$48,054.53</b>	<b>\$43,840.65</b>	<b>\$44,373.38</b>	<b>\$43,875.95</b>	<b>\$33,017.97</b>
50E110 1100 2140 00 000000	MEDICARE/GEN INST	\$37,619.67	\$42,442.23	\$42,318.19	\$41,455.29	\$44,695.07
50E110 1252 2140 00 000000	MEDICARE/READING IMPROVE	\$541.52	\$751.05	\$965.48	\$794.96	\$540.49
50E110 1220 2140 00 000000	MEDICARE/INCLUSION	\$8,173.16	\$9,317.56	\$9,404.30	\$8,369.29	\$5,598.28
50E110 1220 2140 00 462000	MEDICARE/INCLUSION/IDEA FLOW	\$0.00	\$0.00	\$0.00	-\$0.63	\$746.50
50E110 1222 2140 00 000000	MEDICARE/INSTRUCTIONAL	\$0.00	\$0.00	\$0.00	\$767.49	\$1,113.70
50E110 1222 2140 00 000000	MEDICARE/INSTRUCTIONAL	\$940.34	\$0.00	\$0.00	\$767.49	\$1,113.70
50E110 1650 2140 00 000000	MEDICARE/GIFTED SVCS	\$1,195.80	\$1,130.74	\$1,038.64	\$744.58	\$943.45
50E110 1800 2140 00 000000	MEDICARE/ESL	\$1,461.89	\$1,207.42	\$1,402.70	\$1,164.34	\$1,581.54
50E110 2110 2140 00 000000	MEDICARE/SOCIAL WORK	\$1,491.62	\$1,421.10	\$1,439.60	\$1,559.22	\$1,467.53
50E110 2130 2140 00 000000	MEDICARE/HEALTH SVCS	\$1,352.97	\$810.75	\$1,241.26	\$958.16	\$931.72
50E110 2140 2140 00 000000	MEDICARE/PSYCH	\$2,214.67	\$2,033.29	\$2,059.75	\$1,882.85	\$1,805.60
50E110 2150 2140 00 000000	MEDICARE/SPEECH	\$2,174.04	\$2,228.67	\$2,492.61	\$2,232.81	\$1,990.12
50E110 2150 2140 00 462000	MEDICARE/SPEECH/IDEA FLOW	\$0.00	\$0.00	\$0.00	\$0.00	\$0.00
50E110 2222 2140 00 000000	MEDICARE/LMC	\$1,913.17	\$1,591.81	\$1,836.54	\$1,491.63	\$1,396.02
50E110 2410 2140 00 000000	MEDICARE/PRINCIPAL OFF	\$4,437.03	\$4,545.55	\$4,644.12	\$4,370.98	\$4,085.95
50E110 2560 2140 00 000000	MEDICARE/FOOD SVCS	\$1,109.25	\$780.78	\$1,247.00	\$950.75	\$1,254.77
50E110 2660 2140 00 000000	MEDICARE/TECH SVCS	\$324.88	\$376.86	\$352.73	\$328.57	\$315.11
50E110 2540 2140 00 000000	MEDICARE/O&M	\$4,346.07	\$4,028.50	\$4,154.23	\$3,521.57	\$2,588.30
		\$0.00	\$0.00	\$0.00	\$0.00	\$0.00
	<b>Subtotal - MEDICARE</b>	<b>\$69,296.08</b>	<b>\$72,666.31</b>	<b>\$74,597.15</b>	<b>\$71,359.35</b>	<b>\$72,167.85</b>

**Churchill Elementary School**  
**Budget and Staffing Comparison - FY26 to FY25**

<b>STAFF DETAIL</b>	<b>FY26</b>	<b>FY25</b>	<b>INC/DEC</b>
Administration	2.00	2.00	0.00
GEEA			
Certified Teacher	56.75	60.43	(3.68)
AFSCME			
Clerical	2.00	2.00	0.00
Food Service	5.00	5.00	0.00
Instructional Aide	18.50	19.00	(0.50)
Custodial	5.00	5.00	0.00
Exempt			
Director/Manager	0.00	0.00	0.00
Admin Asst/Specialists	0.00	0.00	0.00
Registered Nurse	1.34	1.50	(0.16)
Tech Specialist	0.50	0.50	0.00
<b>TOTAL STAFF</b>	<b>91.09</b>	<b>95.43</b>	<b>(4.34)</b>

<b>EXPENDITURE DETAIL</b>	<b>FY26 Budget</b>	<b>FY25 Budget</b>	<b>INC/DEC</b>
100 Salaries	\$6,375,290	\$6,726,475	(\$351,185)
200 Benefits	\$1,348,590	\$1,320,593	\$27,997
300 Services	\$11,000	\$10,500	\$500
400 Supplies	\$71,054	\$71,493	(\$439)
500 Capital Outlay	\$0	\$0	\$0
600 Other - Dues/Fees/Tuition	\$1,000	\$1,000	\$0
<b>TOTAL</b>	<b>\$7,806,934</b>	<b>\$8,130,061</b>	<b>(\$323,127)</b>

**Churchill Elementary School**

ACCOUNT #	ACCOUNT NAME	BUDGET FY26	YTD FY25	BUDGET FY25	ACTUAL FY24	ACTUAL FY23
<b>General Instruction</b>						
10E120 1100 1110 00 000000	CERT SALARIES/GEN INST	\$2,064,208.90	\$2,391,688.17	\$2,470,836.75	\$2,213,671.96	\$2,243,939.63
10E120 1100 1110 00 430000	CERT SALARIES/GEN INST/TITLE I	\$92,336.00	\$141,118.60	\$73,870.35	\$155,923.42	\$54,989.00
10E120 1100 1110 00 499800	CERT SALARIES/GEN INST/ESSER	\$0.00	\$0.00	\$0.00	\$0.00	\$0.00
10E120 1100 1120 00 000000	EXTRA DUTY/GEN INST	\$46,000.00	\$36,785.33	\$46,000.00	\$45,088.61	\$26,639.38
10E120 1100 1200 00 000000	SUB SALARIES/GEN INST	\$140,000.00	\$148,414.05	\$135,000.00	\$128,954.26	\$90,761.56
10E120 1251 1110 00 430000	CERT SALARIES/TITLE I	\$0.00	\$0.00	\$0.00	\$37,949.00	\$60,260.70
10E120 1252 1130 00 000000	AIDE SALARIES/READING IMPROVE	\$127,204.35	\$91,533.39	\$126,248.85	\$91,102.19	\$86,172.04
10E120 1100 2113 00 000000	TRS/GEN INST	\$11,972.41	\$30,071.91	\$14,330.85	\$13,513.05	\$13,612.05
10E120 1100 2113 00 430000	TRS/GEN INST/TITLE I	\$535.55	\$0.00	\$0.00	\$904.38	\$318.95
10E120 1100 2114 00 000000	THIS/GEN INST	\$13,830.20	\$17,881.56	\$16,554.61	\$15,609.46	\$15,724.52
10E120 1100 2114 00 430000	THIS/GEN INST/TITLE I	\$618.65	\$0.00	\$0.00	\$1,044.76	\$368.40
10E120 1100 2115 00 430000	TRS FED/GEN INST/TITLE I	\$9,547.54	\$0.00	\$0.00	\$16,533.35	\$5,287.69
10E120 1251 2113 00 430000	TRS/TITLE I	\$0.00	\$0.00	\$0.00	\$220.11	\$349.57
10E120 1251 2114 00 430000	THIS/TITLE I	\$0.00	\$0.00	\$0.00	\$254.20	\$403.72
10E120 1251 2115 00 430000	TRS FED/TITLE I	\$0.00	\$0.00	\$0.00	\$4,022.60	\$6,321.45
10E120 1100 2210 00 000000	LIFE INS/GEN INST	\$1,508.57	\$1,661.23	\$1,729.49	\$1,584.22	\$1,533.30
10E120 1100 2220 00 000000	MEDICAL INS/GEN INST	\$323,784.86	\$409,401.34	\$372,033.29	\$337,666.20	\$319,813.31
10E120 1100 2230 00 000000	DENTAL INS/GEN INST	\$10,320.87	\$11,626.81	\$11,486.34	\$10,136.95	\$10,261.68
10E120 1100 2210 00 430000	LIFE INS/GEN INST/TITLE I	\$63.12	\$90.58	\$0.00	\$118.36	\$79.94
10E120 1100 2220 00 430000	MEDICAL INS/GEN INST/TITLE I	\$30,247.08	\$0.00	\$0.00	\$37,098.98	\$18,919.44
10E120 1100 2230 00 430000	DENTAL INS/GEN INST/TITLE I	\$499.80	\$689.14	\$0.00	\$855.44	\$559.71
10E120 1251 2210 00 430000	LIFE INS/TITLE I	\$0.00	\$0.00	\$0.00	\$34.19	\$63.12
10E120 1251 2220 00 430000	MEDICAL INS/TITLE I	\$0.00	\$0.00	\$0.00	\$9,127.18	\$12,474.20
10E120 1251 2230 00 430000	DENTAL INS/TITLE I	\$0.00	\$0.00	\$0.00	\$248.49	\$442.56
10E120 1252 2210 00 000000	LIFE INS/READING IMPROVE	\$252.48	\$208.77	\$252.48	\$156.85	\$252.32
10E120 1252 2220 00 000000	MEDICAL INS/READING IMPROVE	\$0.00	\$25,641.44	\$40,486.56	\$30,235.48	\$0.00
10E120 1252 2230 00 000000	DENTAL INS/READING IMPROVE	\$499.80	\$809.28	\$1,441.80	\$1,124.40	\$440.61
10E120 1100 3140 00 390000	PURCH SVCS/GEN INST/SEED GRANT	\$0.00	\$0.00	\$0.00	\$0.00	\$0.00
10E120 1100 3380 00 141100	FIELD TRIP ENTRY FEES/GEN INST	\$0.00	\$0.00	\$0.00	\$0.00	\$0.00
10E120 1100 4100 00 000000	SUPPLIES/GEN INST	\$40,825.00	\$31,329.99	\$40,825.00	\$30,461.05	\$26,390.86
10E120 1100 4100 10 000000	SUPPLIES/ART/GEN INST	\$4,500.00	\$2,979.62	\$3,000.00	\$2,997.79	\$2,974.88
10E120 1100 4100 11 000000	SUPPLIES/MUSIC/GEN INST	\$1,200.00	\$1,010.39	\$1,200.00	\$1,102.71	\$1,059.81
10E120 1100 4100 15 000000	SUPPLIES/MATH/GEN INST	\$600.00	\$683.24	\$600.00	\$599.85	\$500.00
10E120 1100 4100 16 000000	SUPPLIES/LITERACY/GEN INST	\$600.00	\$598.00	\$600.00	\$597.94	\$500.00
10E120 1100 4100 19 000000	SUPPLIES/PE/GEN INST	\$3,000.00	\$2,891.94	\$3,000.00	\$1,976.43	\$1,488.31
10E120 1100 4100 00 390000	SUPPLIES/GEN INST/SEED GRANT	\$0.00	\$0.00	\$0.00	\$0.00	\$0.00
10E120 1100 4190 00 000000	SMALL EQUIP/GEN INST	\$750.00	\$702.70	\$750.00	\$325.00	\$325.00
10E120 1100 4190 11 000000	SMALL EQUIP/MUSIC/GEN INST	\$1,000.00	\$988.93	\$1,000.00	\$955.53	\$544.06
10E120 1100 4400 00 000000	PERIODICALS/GEN INST	\$1,000.00	\$1,294.84	\$1,000.00	\$677.82	\$420.20
10E120 1100 5500 00 000000	EQUIPMENT/GEN INST	\$0.00	\$0.00	\$0.00	\$0.00	\$0.00
		\$0.00	\$0.00	\$0.00	\$0.00	\$0.00
		\$0.00	\$0.00	\$0.00	\$0.00	\$0.00
<b>1100</b>	<b>Subtotal-General Instruction</b>	<b>\$2,926,905.18</b>	<b>\$3,350,101.25</b>	<b>\$3,362,246.37</b>	<b>\$3,192,872.21</b>	<b>\$3,004,191.97</b>
<b>Special Education</b>						
10E120 1220 1110 00 000000	CERT SALARIES/INCLUSION	\$553,244.00	\$590,322.01	\$589,990.60	\$494,063.03	\$455,737.62
10E120 1220 1130 00 000000	AIDE SALARIES/INCLUSION	\$269,853.67	\$273,413.21	\$265,042.04	\$220,157.57	\$143,171.33
10E120 1220 1130 00 430000	AIDE SALARIES/INCLUSION/TITLE	\$0.00	\$0.00	\$0.00	\$0.00	\$0.00
10E120 1220 1130 00 462000	AIDE SALARIES/INCLUSION/IDEA F	\$0.00	\$0.00	\$0.00	\$0.00	\$0.00
10E120 1220 2113 00 000000	TRS/INCLUSION	\$3,208.82	\$3,317.66	\$3,421.95	\$2,863.19	\$2,640.33
10E120 1220 2114 00 000000	THIS/INCLUSION	\$3,706.73	\$3,832.69	\$3,952.94	\$3,307.42	\$3,050.08
10E120 1220 2210 00 000000	LIFE INS/INCLUSION	\$978.36	\$972.57	\$1,022.54	\$896.53	\$687.05
10E120 1220 2220 00 000000	MEDICAL INS/INCLUSION	\$68,184.12	\$100,235.74	\$94,762.08	\$79,259.42	\$85,479.25
10E120 1220 2230 00 000000	DENTAL INS/INCLUSION	156 \$4,498.20	\$6,471.55	\$5,767.20	\$4,918.31	\$4,233.72
10E120 1220 2210 00 430000	LIFE INS/INCLUSION/TITLE I	\$0.00	\$0.00	\$0.00	\$0.00	\$0.00
10E120 1220 2220 00 430000	MEDICAL INS/INCLUSION/TITLE I	\$0.00	\$0.00	\$0.00	\$0.00	\$0.00

**Churchill Elementary School**

ACCOUNT #	ACCOUNT NAME	BUDGET FY26	YTD FY25	BUDGET FY25	ACTUAL FY24	ACTUAL FY23
10E120 2220 2230 00 430000	DENTAL INS/INCLUSION/TITLE I	\$0.00	\$0.00	\$0.00	\$0.00	\$0.00
10E120 2220 2210 00 462000	LIFE INS/INCLUSION/IDEA FLOW	\$0.00	\$0.00	\$0.00	\$0.00	\$0.00
10E120 2220 2220 00 462000	MEDICAL INS/INCLUSION/IDEA FLO	\$0.00	\$0.00	\$0.00	\$0.00	\$0.00
10E120 2220 2230 00 462000	DENTAL INS/INCLUSION/IDEA FLOW	\$0.00	\$0.00	\$0.00	\$0.00	\$0.00
		\$0.00	\$0.00	\$0.00	\$0.00	\$0.00
		\$0.00	\$0.00	\$0.00	\$0.00	\$0.00
<b>1220</b>	<b>Subtotal-Special Education</b>	<b>\$903,673.90</b>	<b>\$978,565.43</b>	<b>\$963,959.35</b>	<b>\$805,465.47</b>	<b>\$694,999.38</b>
<b>Enrichment</b>						
10E120 1650 1110 00 000000	CERT SALARIES/GIFTED SVCS	\$138,439.00	\$132,933.00	\$132,833.00	\$126,608.00	\$121,834.00
10E120 1650 2113 00 000000	TRS/GIFTED SVCS	\$802.95	\$770.40	\$770.43	\$733.68	\$706.11
10E120 1650 2114 00 000000	THIS/GIFTED SVCS	\$927.54	\$889.93	\$889.98	\$847.67	\$815.71
10E120 1650 2210 00 000000	LIFE INS/GIFTED SVCS	\$63.12	\$63.12	\$63.12	\$60.49	\$63.12
10E120 1650 2220 00 000000	MEDICAL INS/GIFTED SVCS	\$12,386.76	\$11,479.92	\$11,479.92	\$10,350.79	\$9,715.36
10E120 1650 2230 00 000000	DENTAL INS/GIFTED SVCS	\$499.80	\$480.72	\$480.60	\$436.89	\$442.56
		\$0.00	\$0.00	\$0.00	\$0.00	\$0.00
<b>1650</b>	<b>Subtotal-Enrichment</b>	<b>\$153,119.17</b>	<b>\$146,617.09</b>	<b>\$146,517.05</b>	<b>\$139,037.52</b>	<b>\$133,576.86</b>
<b>Language Programs</b>						
10E120 1800 1110 00 000000	CERT SALARIES/ESL	\$1,226,823.00	\$1,134,575.16	\$1,209,097.00	\$1,100,658.31	\$1,231,661.34
10E120 1800 1130 00 000000	AIDE SALARIES/ESL	\$57,835.05	\$51,918.36	\$62,134.80	\$62,838.40	\$35,429.03
10E120 1810 1110 00 000000	CERT SALARIES/BILINGUAL	\$79,483.00	\$31,493.35	\$73,765.00	\$31,153.00	\$153,905.00
10E120 1810 1130 00 000000	AIDE SALARIES/BILINGUAL	\$29,388.45	-\$2,088.53	\$29,565.90	\$21,987.67	\$44,259.80
10E120 1810 1110 00 430000	CERT SALARIES/BILINGUAL/TITLE	\$0.00	\$87,651.17	\$145,788.00	\$68,593.00	\$0.00
10E120 1810 1110 00 499800	CERT SALARIES/BILINGUAL/ESSER	\$0.00	\$0.00	\$0.00	\$0.00	\$0.00
10E120 1810 1130 00 430000	AIDE SALARIES/BILINGUAL/TITLE	\$60,496.80	\$84,998.55	\$56,797.65	\$36,899.62	\$0.00
10E120 1830 1130 00 490900	AIDE SALARIES/TITLE III/LIPLEP	\$0.00	\$300.00	\$0.00	\$0.00	\$11,094.64
10E120 3100 1130 00 490900	AIDE SALAIRES/GRANT SVC/LIPLEP	\$0.00	\$0.00	\$0.00	\$0.00	\$10,806.92
10E120 1800 2113 00 000000	TRS/ESL	\$7,115.57	\$15,635.60	\$7,012.76	\$6,375.64	\$7,133.48
10E120 1800 2114 00 000000	THIS/ESL	\$8,219.71	\$7,591.70	\$8,100.95	\$7,365.40	\$8,240.29
10E120 1810 2113 00 000000	TRS/BILINGUAL	\$0.00	\$182.10	\$0.00	\$180.08	\$891.48
10E120 1810 2114 00 000000	THIS/BILINGUAL	\$0.00	\$797.62	\$0.00	\$208.03	\$1,029.80
10E120 1810 2114 00 430000	THIS/BILINGUAL/TITLE I	\$532.54	\$0.00	\$0.00	\$459.60	\$0.00
10E120 1810 2115 00 430000	TRS FED/BILINGUAL/TITLE I	\$0.00	\$0.00	\$0.00	\$7,270.78	\$0.00
10E120 1810 2114 00 499800	THIS/BILINGUAL/ESSER	\$0.00	\$0.00	\$0.00	\$0.00	\$0.00
10E120 1810 2115 00 499800	TRS FED/BILINGUAL/ESSER	\$0.00	\$0.00	\$0.00	\$0.00	\$0.00
10E120 1800 2210 00 000000	LIFE INS/ESL	\$1,136.16	\$1,053.17	\$1,136.16	\$1,058.00	\$1,076.48
10E120 1800 2220 00 000000	MEDICAL INS/ESL	\$216,378.84	\$235,788.84	\$182,499.00	\$180,463.61	\$170,388.94
10E120 1800 2230 00 000000	DENTAL INS/ESL	\$6,997.20	\$5,302.48	\$4,806.00	\$5,795.00	\$6,209.88
10E120 1810 2210 00 000000	LIFE INS/BILINGUAL	\$126.24	\$291.81	\$63.12	\$82.74	\$252.40
10E120 1810 2220 00 000000	MEDICAL INS/BILINGUAL	\$19,185.36	\$0.00	\$0.00	\$6,904.60	\$32,439.04
10E120 1810 2230 00 000000	DENTAL INS/BILINGUAL	\$999.60	\$2,222.70	\$480.60	\$593.00	\$1,766.34
10E120 1810 2210 00 430000	LIFE INS/BILINGUAL/TITLE I	\$126.24	\$0.00	\$0.00	\$153.45	\$0.00
10E120 1810 2220 00 430000	MEDICAL INS/BILINGUAL/TITLE I	\$19,369.08	\$0.00	\$0.00	\$21,528.44	\$0.00
10E120 1810 2230 00 430000	DENTAL INS/BILINGUAL/TITLE I	\$999.60	\$0.00	\$0.00	\$1,103.29	\$0.00
10E120 1810 2210 00 499800	LIFE INS/BILINGUAL/ESSER	\$0.00	\$0.00	\$0.00	\$0.00	\$0.00
10E120 1810 2220 00 499800	MEDICAL INS/BILINGUAL/ESSER	\$0.00	\$0.00	\$0.00	\$0.00	\$0.00
10E120 1810 2230 00 499800	DENTAL INS/BILINGUAL/ESSER	\$0.00	\$0.00	\$0.00	\$0.00	\$0.00
10E120 1830 2210 00 490900	LIFE INS/TITLE III/LIPLEP	\$0.00	\$0.00	\$0.00	\$0.00	\$31.92
10E120 1830 2220 00 490900	MEDICAL INS/TITLE III/LIPLEP	\$0.00	\$0.00	\$0.00	\$0.00	\$9,552.25
10E120 1830 2230 00 490900	DENTAL INS/TITLE III/LIPLEP	\$0.00	\$0.00	\$0.00	\$0.00	\$0.00
10E120 3100 2210 00 490900	LIFE INS/GRANT SVC/LIPLEP	\$0.00	\$0.00	\$0.00	\$0.00	\$26.56
10E120 3100 2230 00 490900	DENTAL INS/GRANT SVC/LIPLEP	\$0.00	\$0.00	\$0.00	\$0.00	\$0.00
		\$0.00	\$0.00	\$0.00	\$0.00	\$0.00
<b>1800</b>	<b>Subtotal-Language Programs</b>	<b>\$1,735,212.44</b>	<b>\$1,657,714.08</b>	<b>\$1,781,246.94</b>	<b>\$1,561,671.66</b>	<b>\$1,726,195.59</b>
<b>Social Work</b>						
10E120 2110 1110 00 000000	CERT SALARIES/SOCIAL WORK	157 \$222,853.00	\$213,929.00	\$213,829.00	\$203,747.00	\$131,790.18
10E120 2110 1110 00 370507	CERT SALARIES/SOCIAL WORK/PFA	\$0.00	\$0.00	\$0.00	\$0.00	\$0.00
10E120 2110 2113 00 000000	TRS/SOCIAL WORK	\$1,292.55	\$1,240.29	\$1,240.21	\$1,181.06	\$791.11

**Churchill Elementary School**

ACCOUNT #	ACCOUNT NAME	BUDGET FY26	YTD FY25	BUDGET FY25	ACTUAL FY24	ACTUAL FY23
10E120 2110 2114 00 000000	THIS/SOCIAL WORK	\$1,493.12	\$1,432.78	\$1,432.65	\$1,364.61	\$913.90
10E120 2110 2210 00 000000	LIFE INS/SOCIAL WORK	\$126.24	\$126.24	\$126.24	\$126.24	\$60.49
10E120 2110 2220 00 000000	MEDICAL INS/SOCIAL WORK	\$13,507.32	\$14,381.98	\$20,243.28	\$18,810.66	\$16,616.15
10E120 2110 2230 00 000000	DENTAL INS/SOCIAL WORK	\$499.80	\$480.72	\$480.60	\$455.73	\$423.72
		\$0.00	\$0.00	\$0.00	\$0.00	\$0.00
<b>2110</b>	<b>Subtotal-Social Work</b>	<b>\$239,772.02</b>	<b>\$231,591.01</b>	<b>\$237,351.98</b>	<b>\$225,685.30</b>	<b>\$150,595.55</b>
<b>Health Services</b>						
10E120 2130 1110 00 000000	CERT SALARIES/HEALTH SVCS	\$15,757.75	\$31,511.80	\$30,282.78	\$19,247.49	\$18,298.85
10E120 2130 1190 00 000000	EXEMPT SALARIES/HEALTH SVCS	\$68,533.86	\$71,771.42	\$67,722.37	\$43,170.54	\$32,538.65
10E120 2130 2113 00 000000	TRS/HEALTH SVCS	\$91.39	\$38.96	\$175.64	\$111.43	\$105.85
10E120 2130 2114 00 000000	THIS/HEALTH SVCS	\$105.58	\$45.00	\$202.89	\$128.67	\$122.28
10E120 2130 2210 00 000000	LIFE INS/HEALTH SVCS	\$100.36	\$101.92	\$115.51	\$80.49	\$76.11
10E120 2130 2220 00 000000	MEDICAL INS/HEALTH SVCS	\$4,796.34	\$9,729.11	\$0.00	\$0.00	\$4,334.82
10E120 2130 2230 00 000000	DENTAL INS/HEALTH SVCS	\$624.75	\$789.30	\$480.60	\$436.89	\$130.44
10E120 2130 4100 00 000000	SUPPLIES/HEALTH SVCS	\$2,000.00	\$1,729.60	\$1,750.00	\$1,499.40	\$1,212.58
		\$0.00	\$0.00	\$0.00	\$0.00	\$0.00
<b>2130</b>	<b>Subtotal-Health Services</b>	<b>\$92,010.03</b>	<b>\$115,717.11</b>	<b>\$100,729.79</b>	<b>\$64,674.91</b>	<b>\$56,819.58</b>
<b>Psychologist Services</b>						
10E120 2140 1110 00 000000	CERT SALARIES/PSYCH	\$95,639.00	\$91,866.00	\$91,766.00	\$87,496.00	\$84,584.00
10E120 2140 2113 00 000000	TRS/PSYCH	\$554.71	\$532.32	\$532.24	\$506.88	\$489.90
10E120 2140 2114 00 000000	THIS/PSYCH	\$640.78	\$614.86	\$614.83	\$585.59	\$566.12
10E120 2140 2210 00 000000	LIFE INS/PSYCH	\$63.12	\$63.12	\$63.12	\$60.49	\$63.12
10E120 2140 2220 00 000000	MEDICAL INS/PSYCH	\$30,247.08	\$28,032.48	\$28,032.48	\$25,275.26	\$23,723.64
10E120 2140 2230 00 000000	DENTAL INS/PSYCH	\$499.80	\$480.72	\$480.60	\$436.89	\$442.56
		\$0.00	\$0.00	\$0.00	\$0.00	\$0.00
<b>2140</b>	<b>Subtotal-Psychologist Services</b>	<b>\$127,644.49</b>	<b>\$121,589.50</b>	<b>\$121,489.27</b>	<b>\$114,361.11</b>	<b>\$109,869.34</b>
<b>Speech Pathologists</b>						
10E120 2150 1110 00 000000	CERT SALARIES/SPEECH	\$209,079.40	\$233,617.99	\$226,168.00	\$177,769.67	\$123,999.18
10E120 2150 2113 00 000000	TRS/SPEECH	\$1,212.66	\$1,353.80	\$1,311.77	\$1,031.10	\$718.76
10E120 2150 2114 00 000000	THIS/SPEECH	\$1,400.83	\$1,563.88	\$1,515.33	\$1,191.15	\$830.36
10E120 2150 2210 00 000000	LIFE INS/SPEECH	\$164.11	\$189.36	\$189.36	\$184.10	\$140.49
10E120 2150 2220 00 000000	MEDICAL INS/SPEECH	\$27,906.60	\$26,070.72	\$26,070.72	\$20,438.05	\$4,488.63
10E120 2150 2230 00 000000	DENTAL INS/SPEECH	\$999.60	\$961.44	\$961.20	\$892.62	\$277.32
		\$0.00	\$0.00	\$0.00	\$0.00	\$0.00
<b>2150</b>	<b>Subtotal-Speech Pathologists</b>	<b>\$240,763.20</b>	<b>\$263,757.19</b>	<b>\$256,216.38</b>	<b>\$201,506.69</b>	<b>\$130,454.74</b>
<b>Learning Resouce Center</b>						
10E120 2222 1110 00 000000	CERT SALARIES/LMC	\$92,336.00	\$88,697.00	\$88,597.00	\$84,478.00	\$81,710.00
10E120 2222 1130 00 000000	AIDE SALARIES/LMC	\$33,169.50	\$32,014.31	\$31,831.80	\$28,583.58	\$23,192.51
10E120 2222 2113 00 000000	TRS/LMC	\$535.55	\$513.84	\$513.86	\$489.36	\$473.34
10E120 2222 2114 00 000000	THIS/LMC	\$618.65	\$593.52	\$593.60	\$565.40	\$546.72
10E120 2222 2210 00 000000	LIFE INS/LMC	\$126.24	\$126.20	\$126.24	\$123.57	\$126.20
10E120 2222 2220 00 000000	EMP MEDICAL INS/MEDIA	\$12,530.76	\$11,002.14	\$0.00	\$0.00	\$0.00
10E120 2222 2230 00 000000	DENTAL INS/LMC	\$999.60	\$935.94	\$480.60	\$436.89	\$442.56
10E120 2222 4100 00 000000	SUPPLIES/LMC	\$1,500.00	\$1,413.27	\$1,436.63	\$2,476.33	\$433.85
10E120 2222 4190 00 000000	SMALL EQUIP/LMC	\$1,000.00	\$611.20	\$611.20	\$700.00	\$474.42
10E120 2222 4300 00 000000	LIBRARY BOOKS/LMC	\$4,500.00	\$4,279.52	\$4,216.66	\$2,021.00	\$2,908.18
10E120 2222 4300 00 380000	LIBRARY BOOKS/LMC/LIB GRANT	\$579.00	\$808.02	\$814.51	\$579.00	\$12.19
		\$0.00	\$0.00	\$0.00	\$0.00	\$0.00
		\$0.00	\$0.00	\$0.00	\$0.00	\$0.00
<b>2222</b>	<b>Subtotal-LRC</b>	<b>\$147,895.30</b>	<b>\$140,994.96</b>	<b>\$129,222.10</b>	<b>\$120,453.13</b>	<b>\$110,319.97</b>
<b>Administrative Services</b>						
10E120 2410 1150 00 000000	ADMIN SALARIES/PRINCIPAL OFF	\$237,088.08	\$237,782.48	\$237,782.48	\$218,286.63	\$238,824.77
10E120 2410 1160 00 000000	OFFICE SUP STAFF/PRINCIPAL OFF	\$96,049.25	\$93,492.34	\$91,548.90	\$85,865.37	\$58,170.10
10E120 2410 2100 00 000000	403B ADMIN/PRINCIPAL OFF	158 \$0.00	\$22,999.92	\$23,000.00	\$0.00	\$0.00
10E120 2410 2110 00 000000	TRS ADMIN/PRINCIPAL OFF	\$28,096.62	\$23,520.11	\$28,066.40	\$25,662.43	\$31,116.82
10E120 2410 2112 00 000000	THIS ADMIN/PRINCIPAL OFF	\$2,809.66	\$2,214.60	\$2,806.64	\$2,158.82	\$2,976.25

**Churchill Elementary School**

ACCOUNT #	ACCOUNT NAME	BUDGET FY26	YTD FY25	BUDGET FY25	ACTUAL FY24	ACTUAL FY23
10E120 2410 2113 00 000000	TRS/PRINCIPAL OFF	\$1,810.67	\$1,427.17	\$1,808.72	\$1,391.20	\$1,522.23
10E120 2410 2114 00 000000	THIS/PRINCIPAL OFF	\$2,091.64	\$1,648.60	\$2,089.39	\$1,607.24	\$1,758.56
10E120 2410 2210 00 000000	LIFE INS/PRINCIPAL OFF	\$1,418.40	\$1,416.40	\$1,418.40	\$1,359.81	\$1,361.72
10E120 2410 2220 00 000000	MEDICAL INS/PRINCIPAL OFF	\$86,163.72	\$40,532.40	\$40,532.40	\$62,442.31	\$49,493.78
10E120 2410 2230 00 000000	DENTAL INS/PRINCIPAL OFF	\$1,999.20	\$1,441.93	\$1,441.80	\$1,812.19	\$1,369.76
10E120 2410 3320 00 000000	CONF_MTG_WKSH/PRINCIPAL OFF	\$1,000.00	\$423.89	\$500.00	\$473.00	\$70.00
10E120 2410 4100 00 000000	SUPPLIES/PRINCIPAL OFF	\$3,000.00	\$2,306.15	\$3,000.00	\$1,289.18	\$450.00
10E120 2410 6400 00 000000	DUES & FEES/PRINCIPAL OFF	\$1,000.00	\$0.00	\$1,000.00	\$804.00	\$0.00
		\$0.00	\$0.00	\$0.00	\$0.00	\$0.00
<b>2410</b>	<b>Subtotal-Administrative Services</b>	<b>\$462,527.24</b>	<b>\$429,205.99</b>	<b>\$434,995.13</b>	<b>\$403,152.18</b>	<b>\$387,113.99</b>
<b>Food Service</b>						
10E120 2560 1170 00 000000	LUNCH SUPERVISION/FOOD SVCS	\$107,100.00	\$126,180.76	\$90,300.00	\$84,009.09	\$66,672.96
10E120 2560 2113 00 000000	TRS/FOOD SVCS	\$0.00	\$85.94	\$0.00	\$73.34	\$54.27
10E120 2560 2114 00 000000	THIS/FOOD SVCS	\$0.00	\$99.05	\$0.00	\$84.59	\$62.55
		\$0.00	\$0.00	\$0.00	\$0.00	\$0.00
<b>2560</b>	<b>Subtotal-Food Service</b>	<b>\$107,100.00</b>	<b>\$126,365.75</b>	<b>\$90,300.00</b>	<b>\$84,167.02</b>	<b>\$66,789.78</b>
<b>Technology Services</b>						
10E120 2660 1190 00 000000	EXEMPT SALARIES/TECH SVCS	\$24,180.00	\$23,338.05	\$23,198.17	\$22,331.43	\$22,355.11
10E120 2660 2210 00 000000	LIFE INS/TECH SVCS	\$31.56	\$31.68	\$31.56	\$31.68	\$31.68
10E120 2660 2220 00 000000	MEDICAL INS/TECH SVCS	\$6,265.38	\$967.80	\$0.00	\$0.00	\$0.00
10E120 2660 2230 00 000000	DENTAL INS/TECH SVCS	\$249.90	\$40.08	\$0.00	\$0.00	\$0.00
		\$0.00	\$0.00	\$0.00	\$0.00	\$0.00
<b>2660</b>	<b>Subtotal-Technology Services</b>	<b>\$30,726.84</b>	<b>\$24,377.61</b>	<b>\$23,229.73</b>	<b>\$22,363.11</b>	<b>\$22,386.79</b>
<b>Custodial Services</b>						
20E120 2540 1180 00 000000	CUSTODIAL SALARIES/O&M	\$288,192.34	\$291,616.67	\$275,511.53	\$258,437.46	\$210,622.28
20E120 2540 2210 00 000000	LIFE INS/O&M	\$315.60	\$318.23	\$315.60	\$315.60	\$302.45
20E120 2540 2220 00 000000	MEDICAL INS/O&M	\$81,067.08	\$77,605.31	\$56,518.56	\$65,722.50	\$51,442.85
20E120 2540 2230 00 000000	DENTAL INS/O&M	\$2,499.00	\$2,423.63	\$1,922.40	\$2,279.64	\$1,817.64
		\$0.00	\$0.00	\$0.00	\$0.00	\$0.00
<b>2540</b>	<b>Subtotal-Custodial Services</b>	<b>\$372,074.02</b>	<b>\$371,963.84</b>	<b>\$334,268.09</b>	<b>\$326,755.20</b>	<b>\$264,185.22</b>
<b>Other Building Expenses</b>						
10E120 2621 3320 00 000000	CONF_MTG_WKSH/CONTINUOUS IMP	\$5,000.00	\$5,107.54	\$5,000.00	\$1,515.87	\$481.88
10E120 2621 4100 00 000000	SUPPLIES/CONTINUOUS IMP	\$1,000.00	\$999.11	\$1,000.00	\$1,000.00	\$979.36
10E120 2900 4100 00 430000	SUPPLIES/HOMELESS/TITLE I	\$1,500.00	\$0.00	\$4,169.00	\$0.00	\$0.00
10E120 3000 4100 00 430000	SUPPLIES/COMMUNITY/TITLE I	\$2,500.00	\$1,555.46	\$2,520.00	\$0.00	\$0.00
40E120 2550 3313 00 172600	FIELD TRIPS/TRANSPORT FEE	\$5,000.00	\$3,625.81	\$5,000.00	\$355.92	\$2,553.60
		\$0.00	\$0.00	\$0.00	\$0.00	\$0.00
<b>2621</b>	<b>Subtotal- Other</b>	<b>\$15,000.00</b>	<b>\$11,287.92</b>	<b>\$17,689.00</b>	<b>\$2,871.79</b>	<b>\$4,014.84</b>
<b>10</b>	<b>Education Fund</b>	<b>\$7,177,349.82</b>	<b>\$7,594,259.08</b>	<b>\$7,660,193.09</b>	<b>\$6,937,926.18</b>	<b>\$6,594,774.78</b>
<b>20</b>	<b>Building &amp; Grounds Fund</b>	<b>\$372,074.02</b>	<b>\$371,963.84</b>	<b>\$334,268.09</b>	<b>\$326,755.20</b>	<b>\$264,185.22</b>
<b>40</b>	<b>Transportation</b>	<b>\$5,000.00</b>	<b>\$3,625.81</b>	<b>\$5,000.00</b>	<b>\$355.92</b>	<b>\$2,553.60</b>
<b>50 &amp; 51</b>	<b>IMRF/FICA/Medicare</b>	<b>\$252,510.59</b>	<b>\$247,123.43</b>	<b>\$242,391.79</b>	<b>\$216,110.15</b>	<b>\$186,811.02</b>
	<b>Grand Total</b>	<b>\$7,806,934.43</b>	<b>\$8,216,972.16</b>	<b>\$8,241,852.97</b>	<b>\$7,481,147.45</b>	<b>\$7,048,324.62</b>
<b>IMRF, Social Security and Medicare</b>						
51E120 1100 2120 00 000000	IMRF/GEN INST	\$0.00	\$145.31	\$0.00	\$183.69	\$113.58
51E120 1220 2120 00 000000	IMRF/INCLUSION	\$23,207.42	\$23,558.50	\$22,979.14	\$19,000.45	\$13,329.40
51E120 1220 2120 00 430000	IMRF/INCLUSION/TITLE I	\$0.00	\$0.00	\$0.00	\$0.00	\$0.00
51E120 1220 2120 00 462000	IMRF/INCLUSION/IDEA FLOW	\$0.00	\$0.00	\$0.00	\$0.00	\$0.00
51E120 1252 2120 00 000000	IMRF/READING IMPROVE	\$10,939.57	\$7,875.18	\$10,945.78	\$7,890.40	\$8,035.50
51E120 1800 2120 00 000000	IMRF/ESL	\$4,973.81	\$4,477.48	\$5,387.09	\$5,433.78	\$3,313.65
51E120 1810 2120 00 000000	IMRF/BILINGUAL	\$2,527.41	\$7,146.89	\$2,563.36	\$1,847.04	\$4,118.46
51E120 1810 2120 00 430000	IMRF/BILINGUAL/TITLE I	159 \$5,202.72	\$0.00	\$0.00	\$3,170.71	\$0.00
51E120 1830 2120 00 490900	IMRF/TITLE III/LIPLEP	\$0.00	\$25.41	\$0.00	\$0.00	\$1,032.35
51E120 3100 2120 00 490900	IMRF/GRANT SVC/LIPLEP	\$0.00	\$0.00	\$0.00	\$0.00	\$1,061.66

**Churchill Elementary School**

ACCOUNT #	ACCOUNT NAME	BUDGET FY26	YTD FY25	BUDGET FY25	ACTUAL FY24	ACTUAL FY23
51E120 2130 2120 00 000000	IMRF/HEALTH SVCS	\$5,893.91	\$6,189.84	\$5,871.53	\$3,721.55	\$3,023.81
51E120 2222 2120 00 000000	IMRF/LMC	\$2,852.58	\$2,759.52	\$2,759.82	\$2,470.47	\$2,156.20
51E120 2410 2120 00 000000	IMRF/PRINCIPAL OFF	\$8,260.24	\$8,050.89	\$7,937.29	\$7,429.19	\$5,429.55
51E120 2660 2120 00 000000	IMRF/TECH SVCS	\$2,079.48	\$2,007.29	\$2,011.28	\$1,936.63	\$2,099.62
51E120 2540 2120 00 000000	IMRF/O&M	\$24,784.54	\$25,063.76	\$23,886.85	\$22,430.86	\$19,799.77
51E120 2560 2120 00 000000	IMRF/FOOD SVCS	\$0.00	\$282.42	\$0.00	\$327.56	\$94.00
		\$0.00	\$0.00	\$0.00	\$0.00	\$0.00
	<b>Subtotal - IMRF</b>	<b>\$90,721.68</b>	<b>\$87,582.49</b>	<b>\$84,342.14</b>	<b>\$75,842.33</b>	<b>\$63,607.55</b>
50E120 1100 2130 00 000000	FICA/GEN INST	\$0.00	\$629.00	\$0.00	\$769.93	\$346.23
50E120 1220 2130 00 000000	FICA/INCLUSION	\$16,730.93	\$17,936.02	\$16,432.61	\$13,449.21	\$8,600.46
50E120 1220 2130 00 430000	FICA/INCLUSION/TITLE I	\$0.00	\$0.00	\$0.00	\$0.00	\$0.00
50E120 1220 2130 00 462000	FICA/INCLUSION/IDEA FLOW	\$0.00	\$0.00	\$0.00	\$0.00	\$0.00
50E120 1252 2130 00 000000	FICA/READING IMPROVE	\$7,886.67	\$5,079.06	\$7,827.43	\$4,777.34	\$5,275.51
50E120 1800 2130 00 000000	FICA/ESL	\$3,585.77	\$2,313.63	\$3,852.36	\$3,339.96	\$1,941.17
50E120 1810 2130 00 000000	FICA/BILINGUAL	\$1,822.08	\$5,469.71	\$1,833.09	\$1,330.99	\$2,744.23
50E120 1810 2130 00 430000	FICA/BILINGUAL/TITLE I	\$3,750.80	\$0.00	\$0.00	\$2,226.08	\$0.00
50E120 1830 2130 00 490900	FICA/TITLE III/LIPLEP	\$0.00	\$13.54	\$0.00	\$0.00	\$442.48
50E120 3100 2130 00 490900	FICA/GRANT SVC/LIPLEP	\$0.00	\$0.00	\$0.00	\$0.00	\$670.04
50E120 2130 2130 00 000000	FICA/HEALTH SVCS	\$4,249.10	\$4,214.54	\$4,198.79	\$2,609.60	\$1,970.84
50E120 2222 2130 00 000000	FICA/LMC	\$2,056.51	\$1,677.36	\$1,973.57	\$1,664.53	\$1,385.71
50E120 2410 2130 00 000000	FICA/PRINCIPAL OFF	\$5,955.05	\$5,681.94	\$5,676.03	\$5,226.34	\$3,519.65
50E120 2560 2130 00 000000	FICA/FOOD SVCS	\$6,640.20	\$6,903.09	\$5,598.60	\$4,425.20	\$3,554.50
50E120 2660 2130 00 000000	FICA/TECH SVCS	\$1,499.16	\$1,437.26	\$1,438.29	\$1,384.65	\$1,386.12
50E120 2540 2130 00 000000	FICA/O&M	\$17,867.93	\$16,321.24	\$17,081.71	\$14,658.63	\$11,992.14
		\$0.00	\$0.00	\$0.00	\$0.00	\$0.00
	<b>Subtotal - SOCIAL SECURITY</b>	<b>\$72,044.20</b>	<b>\$67,676.39</b>	<b>\$65,912.48</b>	<b>\$55,862.46</b>	<b>\$43,829.08</b>
50E120 1100 2140 00 000000	MEDICARE/GEN INST	\$29,931.03	\$36,983.76	\$35,827.13	\$32,581.13	\$30,737.44
50E120 1100 2140 00 430000	MEDICARE/GEN INST/TITLE I	\$1,338.87	\$0.00	\$0.00	\$2,084.54	\$906.86
50E120 1220 2140 00 000000	MEDICARE/INCLUSION	\$11,934.92	\$12,070.82	\$12,397.97	\$9,988.91	\$8,257.29
50E120 1220 2140 00 430000	MEDICARE/INCLUSION/TITLE I	\$0.00	\$0.00	\$0.00	\$0.00	\$0.00
50E120 1220 2140 00 462000	MEDICARE/INCLUSION/IDEA FLOW	\$0.00	\$0.00	\$0.00	\$0.00	\$0.00
50E120 1251 2140 00 430000	MEDICARE/TITLE I	\$0.00	\$0.00	\$0.00	\$496.28	\$812.32
50E120 1252 2140 00 000000	MEDICARE/READING IMPROVE	\$1,844.46	\$1,210.54	\$1,830.61	\$1,132.80	\$1,237.91
50E120 1650 2140 00 000000	MEDICARE/GIFTED SVCS	\$2,007.37	\$1,901.09	\$1,926.08	\$1,800.68	\$1,707.59
50E120 1800 2140 00 000000	MEDICARE/ESL	\$18,627.54	\$16,239.57	\$18,432.86	\$15,978.41	\$17,544.13
50E120 1810 2140 00 000000	MEDICARE/BILINGUAL	\$1,578.64	\$2,716.29	\$428.71	\$728.95	\$2,656.54
50E120 1810 2140 00 430000	MEDICARE/BILINGUAL/TITLE I	\$877.20	\$0.00	\$0.00	\$1,417.63	\$0.00
50E120 1810 2140 00 499800	MEDICARE/BILINGUAL/ESSER	\$0.00	\$0.00	\$0.00	\$0.00	\$0.00
50E120 1830 2140 00 490900	MEDICARE/TITLE III/LIPLEP	\$0.00	\$3.17	\$0.00	\$0.00	\$103.53
50E120 3100 2140 00 490900	MEDICARE/GRANT SVC/LIPLEP	\$0.00	\$0.00	\$0.00	\$0.00	\$156.73
50E120 2110 2140 00 000000	MEDICARE/SOCIAL WORK	\$3,231.37	\$3,001.69	\$3,100.52	\$2,823.25	\$1,861.27
50E120 2130 2140 00 000000	MEDICARE/HEALTH SVCS	\$1,222.23	\$1,072.66	\$1,421.07	\$889.47	\$726.35
50E120 2140 2140 00 000000	MEDICARE/PSYCH	\$1,386.77	\$1,061.25	\$1,330.61	\$1,029.44	\$1,016.96
50E120 2150 2140 00 000000	MEDICARE/SPEECH	\$3,031.65	\$3,227.87	\$3,279.44	\$2,509.23	\$1,787.53
50E120 2222 2140 00 000000	MEDICARE/LMC	\$1,819.83	\$1,678.60	\$1,746.22	\$1,615.59	\$1,510.26
50E120 2410 2140 00 000000	MEDICARE/PRINCIPAL OFF	\$4,830.49	\$4,734.60	\$4,775.31	\$4,373.63	\$4,265.90
50E120 2560 2140 00 000000	MEDICARE/FOOD SVCS	\$1,552.95	\$1,809.37	\$1,309.35	\$1,203.31	\$957.07
50E120 2660 2140 00 000000	MEDICARE/TECH SVCS	\$350.61	\$336.22	\$336.37	\$323.86	\$324.11
50E120 2540 2140 00 000000	MEDICARE/O&M	\$4,178.79	\$3,817.05	\$3,994.92	\$3,428.25	\$2,804.60
		\$0.00	\$0.00	\$0.00	\$0.00	\$0.00
	<b>Subtotal - MEDICARE</b>	<b>\$89,744.71</b>	<b>\$91,864.55</b>	<b>\$92,137.17</b>	<b>\$84,405.36</b>	<b>\$79,374.39</b>

**Forest Glen Elementary School**  
**Budget and Staffing Comparison - FY26 to FY25**

<b>STAFF DETAIL</b>	<b>FY26</b>	<b>FY25</b>	<b>INC/DEC</b>
Administration	2.00	2.00	0.00
GEEA			
Certified Teacher	52.43	54.03	(1.60)
AFSCME			
Clerical	2.00	2.00	0.00
Food Service	2.00	2.00	0.00
Instructional Aide	19.00	20.00	(1.00)
Custodial	4.60	4.60	0.00
Exempt			
Director/Manager	0.00	0.00	0.00
Admin Asst/Specialists	0.00	0.00	0.00
Registered Nurse	1.00	1.00	0.00
Tech Specialist	0.50	0.50	0.00
<b>TOTAL STAFF</b>	<b>83.53</b>	<b>86.13</b>	<b>(2.60)</b>

<b>EXPENDITURE DETAIL</b>	<b>FY26 Budget</b>	<b>FY25 Budget</b>	<b>INC/DEC</b>
100 Salaries	\$6,399,939	\$6,098,545	\$301,394
200 Benefits	\$1,402,435	\$1,250,648	\$151,787
300 Services	\$9,425	\$9,425	\$0
400 Supplies	\$58,090	\$55,790	\$2,300
500 Capital Outlay	\$0	\$0	\$0
600 Other - Dues/Fees/Tuition	\$1,500	\$1,500	\$0
<b>TOTAL</b>	<b>\$7,871,389</b>	<b>\$7,415,908</b>	<b>\$455,481</b>

**Forest Glen Elementary School**

ACCOUNT #	ACCOUNT NAME	BUDGET FY26	YTD FY25	BUDGET FY25	ACTUAL FY24	ACTUAL FY23
<b>General Instruction</b>						
10E130 1100 1110 00 000000	CERT SALARIES/GEN INST	\$2,738,050.90	\$2,790,549.89	\$2,781,663.25	\$2,645,439.91	\$2,658,585.20
10E130 1100 1120 00 000000	EXTRA DUTY/GEN INST	\$39,500.00	\$33,012.87	\$29,500.00	\$26,056.61	\$23,419.94
10E130 1100 1200 00 000000	SUB SALARIES/GEN INST	\$165,000.00	\$182,894.01	\$142,500.00	\$134,825.90	\$165,826.43
10E130 1252 1130 00 000000	AIDE SALARIES/READING IMPROVE	\$106,415.40	\$102,480.45	\$100,818.90	\$101,030.80	\$86,741.85
10E130 1100 2113 00 000000	TRS/GEN INST	\$15,880.70	\$16,999.13	\$16,133.65	\$16,079.49	\$16,266.92
10E130 1100 2114 00 000000	THIS/GEN INST	\$18,344.94	\$19,653.22	\$18,637.14	\$18,574.37	\$18,791.49
10E130 1100 2210 00 000000	LIFE INS/GEN INST	\$1,824.17	\$1,879.23	\$1,887.29	\$1,812.11	\$1,836.60
10E130 1100 2220 00 000000	MEDICAL INS/GEN INST	\$327,114.50	\$325,342.39	\$327,850.13	\$324,242.25	\$323,635.68
10E130 1100 2230 00 000000	DENTAL INS/GEN INST	\$11,320.47	\$10,828.23	\$10,765.44	\$10,622.17	\$10,973.62
10E130 1252 2210 00 000000	LIFE INS/READING IMPROVE	\$189.36	\$189.24	\$189.36	\$189.24	\$189.24
10E130 1252 2220 00 000000	MEDICAL INS/READING IMPROVE	\$48,771.00	\$49,130.20	\$29,640.96	\$38,447.83	\$34,206.08
10E130 1252 2230 00 000000	DENTAL INS/READING IMPROVE	\$1,499.40	\$1,441.53	\$961.20	\$1,356.60	\$1,321.83
10E130 1100 3140 00 000000	PURCH SVCS/GEN INST	\$450.00	\$1,800.00	\$450.00	\$185.00	\$0.00
10E130 1100 3140 00 390000	PURCH SVCS/GEN INST/SEED GRANT	\$0.00	\$0.00	\$0.00	\$0.00	\$0.00
10E130 1100 3380 00 141100	FIELD TRIP ENTRY FEES/GEN INST	\$275.00	\$970.00	\$275.00	\$0.00	\$0.00
10E130 1100 4100 00 000000	SUPPLIES/GEN INST	\$30,000.00	\$26,872.73	\$30,000.00	\$25,912.31	\$17,914.26
10E130 1100 4100 10 000000	SUPPLIES/ART/GEN INST	\$4,500.00	\$2,414.96	\$2,700.00	\$2,699.92	\$2,697.55
10E130 1100 4100 11 000000	SUPPLIES/MUSIC/GEN INST	\$800.00	\$800.00	\$800.00	\$810.71	\$582.92
10E130 1100 4100 19 000000	SUPPLIES/PE/GEN INST	\$600.00	\$600.00	\$600.00	\$399.35	\$592.67
10E130 1100 4190 00 000000	SMALL EQUIP/GEN INST	\$2,000.00	\$0.00	\$2,000.00	\$47.28	\$748.27
10E130 1100 4190 11 000000	SMALL EQUIP/MUSIC/GEN INST	\$1,000.00	\$997.65	\$1,000.00	\$586.72	\$490.95
10E130 1100 4190 19 000000	SMALL EQUIP/PE/GEN INST	\$1,000.00	\$996.48	\$1,000.00	\$655.72	\$500.00
10E130 1100 4210 00 000000	CONSUMABLES/GEN INST	\$4,500.00	\$0.00	\$4,500.00	\$4,172.07	\$1,760.91
10E130 1100 5500 00 000000	EQUIPMENT/GEN INST	\$0.00	\$0.00	\$0.00	\$0.00	\$0.00
		\$0.00	\$0.00	\$0.00	\$0.00	\$0.00
<b>1100</b>	<b>Subtotal-General Instruction</b>	<b>\$3,519,035.83</b>	<b>\$3,569,852.21</b>	<b>\$3,503,872.32</b>	<b>\$3,354,146.36</b>	<b>\$3,367,082.41</b>
<b>Pre-K</b>						
10E130 1125 1110 00 000000	CERT SALARIES/PRE-K RISK	\$0.00	\$90,406.38	\$89,856.50	\$87,222.49	\$60,391.23
10E130 1125 1110 00 370507	CERT SALARIES/PRE-K RISK/PFA	\$315,202.50	\$285,247.88	\$273,228.00	\$271,964.88	\$316,724.89
10E130 2210 1110 00 370507	CERT SALARIES/IMPROVE SVC/PFA	\$0.00	\$2,803.15	\$9,414.00	\$30,870.45	\$0.00
10E130 3000 1110 00 370507	CERT SALARIES/COMM SVCS/PFA	\$0.00	\$6,015.66	\$9,414.00	\$31,428.55	\$46,202.50
10E130 1125 2113 00 000000	TRS/PRE-K RISK	\$0.00	\$108.55	\$0.00	\$504.72	\$346.72
10E130 1125 2114 00 000000	THIS/PRE-K RISK	\$0.00	\$602.16	\$0.00	\$583.18	\$400.54
10E130 1125 2113 00 370507	TRS/PRE-K RISK/PFA	\$1,828.17	\$1,654.33	\$1,700.00	\$1,575.82	\$1,837.10
10E130 1125 2114 00 370507	THIS/PRE-K RISK/PFA	\$2,111.86	\$1,910.91	\$1,900.00	\$1,819.92	\$2,121.97
10E130 2210 2113 00 370507	TRS/IMPROVE SVCS/PFA	\$0.00	\$16.26	\$350.00	\$179.04	\$0.00
10E130 2210 2114 00 370507	THIS/IMPROVE SVCS/PFA	\$0.00	\$18.78	\$495.00	\$206.86	\$0.00
10E130 3000 2113 00 370507	TRS/COMM SVCS/PFA	\$0.00	\$0.00	\$350.00	\$182.28	\$267.90
10E130 3000 2114 00 370507	THIS/COMM SVCS/PFA	\$0.00	\$0.00	\$495.00	\$210.62	\$309.54
10E130 1125 2210 00 000000	LIFE INS/PRE-K RISK	\$0.00	\$97.19	\$0.00	\$91.94	\$63.12
10E130 1125 2220 00 000000	MEDICAL INS/PRE-K RISK	\$0.00	\$0.00	\$0.00	\$22,506.85	\$12,255.36
10E130 1125 2230 00 000000	DENTAL INS/PRE-K RISK	\$0.00	\$500.75	\$0.00	\$655.33	\$442.56
10E130 1125 2210 00 370507	LIFE INS/PRE-K RISK/PFA	\$252.48	\$220.80	\$250.00	\$211.60	\$283.92
10E130 1125 2220 00 370507	MEDICAL INS/PRE-K RISK/PFA	\$36,304.68	\$69,407.00	\$71,961.00	\$48,939.89	\$56,708.16
10E130 1125 2230 00 370507	DENTAL INS/PRE-K RISK/PFA	\$1,499.40	\$1,542.19	\$1,600.00	\$1,529.10	\$1,991.52
10E130 2210 2210 00 370507	LIFE INS/IMPROVE SVCS/PFA	\$0.00	\$0.00	\$0.00	\$31.51	\$0.00
10E130 2210 2220 00 370507	MEDICAL INS/IMPROVE SVCS/PFA	\$0.00	\$0.00	\$62.00	\$0.00	\$0.00
10E130 2210 2230 00 370507	DENTAL INS/IMPROVE SVCS/PFA	\$0.00	\$0.00	\$0.00	\$0.00	\$0.00
10E130 3000 2210 00 370507	LIFE INS/COMM SVCS/PFA	\$0.00	\$0.00	\$0.00	\$31.61	\$31.44
10E130 3000 2220 00 370507	MEDICAL INS/COMM SVCS/PFA	162	\$0.00	\$62.00	\$0.00	\$9,555.64
10E130 3000 2230 00 370507	DENTAL INS/COMM SVCS/PFA	\$0.00	\$0.00	\$0.00	\$0.00	\$221.28

**Forest Glen Elementary School**

ACCOUNT #	ACCOUNT NAME	BUDGET FY26	YTD FY25	BUDGET FY25	ACTUAL FY24	ACTUAL FY23
		\$0.00	\$0.00	\$0.00	\$0.00	\$0.00
<b>1125</b>	<b>Subtotal-Pre-K</b>	<b>\$357,199.09</b>	<b>\$460,551.99</b>	<b>\$461,137.50</b>	<b>\$500,746.64</b>	<b>\$510,155.39</b>
<b>Special Education</b>						
10E130 1220 1110 00 000000	CERT SALARIES/INCLUSION	\$487,630.00	\$402,522.81	\$422,297.60	\$465,003.57	\$383,764.58
10E130 1220 1130 00 000000	AIDE SALARIES/INCLUSION	\$113,431.50	\$146,526.20	\$147,815.85	\$137,250.15	\$42,046.71
10E130 1220 1130 00 460000	AIDE SALARIES/INCLUSION/IDEA P	\$0.00	\$0.00	\$0.00	\$0.00	\$0.00
10E130 1220 1130 00 462000	AIDE SALARIES/INCLUSION/IDEA F	\$0.00	\$0.00	\$0.00	\$0.00	\$24,570.00
10E130 1225 1110 00 000000	CERT SALARIES/ECE	\$0.00	\$133,137.74	\$133,087.50	\$124,720.53	\$86,515.72
10E130 1225 1110 00 370507	CERT SALARIES/ECE/PFA	\$132,139.50	\$0.00	\$0.00	\$0.00	\$0.00
10E130 1225 1130 00 000000	AIDE SALARIES/ECE	\$395,822.70	\$348,580.07	\$373,818.90	\$315,927.46	\$234,004.43
10E130 1225 1130 00 460000	AIDE SALARIES/ECE/IDEA PREK	\$0.00	\$0.00	\$0.00	\$0.00	\$15,342.60
10E130 1220 2113 00 000000	TRS/INCLUSION	\$2,828.25	\$2,332.71	\$2,449.33	\$2,694.75	\$2,222.76
10E130 1220 2114 00 000000	THIS/INCLUSION	\$3,267.12	\$2,694.97	\$2,829.39	\$3,113.45	\$2,567.87
10E130 1225 2113 00 000000	TRS/ECE	\$0.00	\$772.18	\$771.91	\$722.69	\$501.30
10E130 1225 2114 00 000000	THIS/ECE	\$0.00	\$891.97	\$891.69	\$834.89	\$579.12
10E130 1225 2113 00 370507	TRS/ECE/PFA	\$766.41	\$0.00	\$0.00	\$0.00	\$0.00
10E130 1225 2114 00 370507	THIS/ECE/PFA	\$885.33	\$0.00	\$0.00	\$0.00	\$0.00
10E130 1220 2210 00 000000	LIFE INS/INCLUSION	\$568.08	\$577.84	\$580.70	\$620.52	\$418.52
10E130 1220 2220 00 000000	MEDICAL INS/INCLUSION	\$102,240.48	\$92,457.52	\$90,065.88	\$88,372.31	\$59,097.24
10E130 1220 2220 00 460000	MEDICAL INS/INCLUSION/IDEA PRE	\$0.00	\$0.00	\$0.00	\$0.00	\$0.00
10E130 1220 2230 00 000000	DENTAL INS/INCLUSION	\$3,498.60	\$2,983.72	\$2,883.60	\$3,119.47	\$2,396.37
10E130 1220 2210 00 462000	LIFE INS/INCLUSION/IDEA FLOW	\$0.00	\$0.00	\$0.00	\$0.00	\$63.08
10E130 1220 2220 00 462000	MEDICAL INS/INCLUSION/IDEA FLO	\$0.00	\$0.00	\$0.00	\$0.00	\$7,431.09
10E130 1220 2230 00 462000	DENTAL INS/INCLUSION/IDEA FLOW	\$0.00	\$0.00	\$0.00	\$0.00	\$440.61
10E130 1225 2210 00 000000	LIFE INS/ECE	\$757.44	\$836.96	\$883.68	\$811.44	\$667.50
10E130 1225 2220 00 000000	MEDICAL INS/ECE	\$123,418.56	\$153,922.66	\$115,706.10	\$105,720.81	\$98,252.16
10E130 1225 2230 00 000000	DENTAL INS/ECE	\$3,998.40	\$4,995.21	\$5,046.30	\$4,436.84	\$3,856.43
10E130 1225 2210 00 370507	LIFE INS/ECE/PFA	\$126.24	\$0.00	\$0.00	\$0.00	\$0.00
10E130 1225 2220 00 370507	MEDICAL INS/ECE/PFA	\$15,008.64	\$0.00	\$0.00	\$0.00	\$0.00
10E130 1225 2230 00 370507	DENTAL INS/ECE/PFA	\$499.80	\$0.00	\$0.00	\$0.00	\$0.00
		\$0.00	\$0.00	\$0.00	\$0.00	\$0.00
<b>1220 &amp; 1225</b>	<b>Subtotal-Special Education</b>	<b>\$1,386,887.06</b>	<b>\$1,293,232.56</b>	<b>\$1,299,128.43</b>	<b>\$1,253,348.88</b>	<b>\$964,738.09</b>
<b>Enrichment</b>						
10E130 1650 1110 00 000000	CERT SALARIES/GIFTED SVCS	\$106,324.00	\$112,184.00	\$112,084.00	\$106,847.00	\$103,014.00
10E130 1650 2113 00 000000	TRS/GIFTED SVCS	\$616.68	\$650.14	\$650.09	\$619.20	\$596.92
10E130 1650 2114 00 000000	THIS/GIFTED SVCS	\$712.37	\$750.96	\$750.96	\$715.20	\$689.50
10E130 1650 2210 00 000000	LIFE INS/GIFTED SVCS	\$63.12	\$55.23	\$63.12	\$63.12	\$60.49
10E130 1650 2220 00 000000	MEDICAL INS/GIFTED SVCS	\$12,386.76	\$10,044.93	\$11,479.92	\$10,796.58	\$9,269.57
10E130 1650 2230 00 000000	DENTAL INS/GIFTED SVCS	\$499.80	\$420.63	\$480.60	\$455.73	\$423.72
		\$0.00	\$0.00	\$0.00	\$0.00	\$0.00
<b>1650</b>	<b>Subtotal-Enrichment</b>	<b>\$120,602.73</b>	<b>\$124,105.89</b>	<b>\$125,508.69</b>	<b>\$119,496.83</b>	<b>\$114,054.20</b>
<b>Language Programs</b>						
10E130 1800 1110 00 000000	CERT SALARIES/ESL	\$237,129.00	\$227,728.00	\$227,528.00	\$215,842.61	\$207,313.85
10E130 1810 1110 00 000000	CERT SALARIES/BILINGUAL	\$0.00	\$0.00	\$0.00	\$0.00	\$0.00
10E130 1810 1130 00 000000	AIDE SALARIES/BILINGUAL	\$0.00	\$0.00	\$0.00	\$0.00	\$0.00
10E130 1800 2113 00 000000	TRS/ESL	\$1,375.35	\$1,319.57	\$1,319.66	\$1,250.75	\$1,201.22
10E130 1800 2114 00 000000	THIS/ESL	\$1,588.76	\$1,524.47	\$1,524.44	\$1,444.75	\$1,387.62
10E130 1800 2210 00 000000	LIFE INS/ESL	\$126.24	\$126.24	\$126.24	\$123.61	\$123.61
10E130 1800 2220 00 000000	MEDICAL INS/ESL	\$26,989.80	\$25,361.28	\$25,361.16	\$26,904.31	\$26,331.51
10E130 1800 2230 00 000000	DENTAL INS/ESL	\$999.60	\$961.44	\$961.20	\$892.62	\$866.28
10E130 1810 2210 00 000000	LIFE INS/BILINGUAL	\$0.00	\$0.00	\$0.00	\$0.00	\$0.00
10E130 1810 2220 00 000000	MEDICAL INS/BILINGUAL	\$0.00	\$0.00	\$0.00	\$0.00	\$0.00

**Forest Glen Elementary School**

ACCOUNT #	ACCOUNT NAME	BUDGET FY26	YTD FY25	BUDGET FY25	ACTUAL FY24	ACTUAL FY23
10E130 1810 2230 00 000000	DENTAL INS/BILINGUAL	\$0.00	\$0.00	\$0.00	\$0.00	\$0.00
		\$0.00	\$0.00	\$0.00	\$0.00	\$0.00
<b>1800</b>	<b>Subtotal-Language Programs</b>	<b>\$268,208.75</b>	<b>\$257,021.00</b>	<b>\$256,820.70</b>	<b>\$246,458.65</b>	<b>\$237,224.09</b>
<b>Social Work</b>						
10E130 2110 1110 00 000000	CERT SALARIES/SOCIAL WORK	\$200,703.00	\$192,775.96	\$188,076.00	\$176,487.69	\$169,879.00
10E130 2110 1110 00 370507	CERT SALARIES/SOCIAL WORK/PFA	\$0.00	\$0.00	\$0.00	\$0.00	\$39,282.50
10E130 2110 2113 00 000000	TRS/SOCIAL WORK	\$1,164.08	\$1,116.85	\$1,090.84	\$1,021.90	\$983.63
10E130 2110 2113 00 370507	TRS/SOCIAL WORK/PFA	\$0.00	\$0.00	\$0.00	\$0.00	\$227.85
10E130 2110 2114 00 000000	THIS/SOCIAL WORK	\$1,344.71	\$1,290.22	\$1,260.11	\$1,180.45	\$1,136.10
10E130 2110 2114 00 370507	THIS/SOCIAL WORK/PFA	\$0.00	\$0.00	\$0.00	\$0.00	\$263.16
10E130 2110 2210 00 000000	LIFE INS/SOCIAL WORK	\$126.24	\$126.24	\$126.24	\$120.98	\$126.24
10E130 2110 2210 00 370507	LIFE INS/SOCIAL WORK/PFA	\$0.00	\$0.00	\$0.00	\$0.00	\$31.68
10E130 2110 2220 00 000000	MEDICAL INS/SOCIAL WORK	\$30,247.08	\$38,544.66	\$56,064.96	\$50,550.52	\$41,636.46
10E130 2110 2220 00 370507	MEDICAL INS/SOCIAL WORK/PFA	\$0.00	\$0.00	\$0.00	\$0.00	\$9,555.88
10E130 2110 2230 00 000000	DENTAL INS/SOCIAL WORK	\$499.80	\$480.72	\$480.60	\$436.89	\$332.40
10E130 2110 2230 00 370507	DENTAL INS/SOCIAL WORK/PFA	\$0.00	\$0.00	\$0.00	\$0.00	\$221.28
		\$0.00	\$0.00	\$0.00	\$0.00	\$0.00
<b>2110</b>	<b>Subtotal-Social Work</b>	<b>\$234,084.91</b>	<b>\$234,334.65</b>	<b>\$247,098.75</b>	<b>\$229,798.43</b>	<b>\$263,676.18</b>
<b>Health Services</b>						
10E130 2130 1110 00 000000	CERT SALARIES/HEALTH SVCS	\$31,560.87	\$30,944.05	\$30,282.78	\$19,247.74	\$35,424.64
10E130 2130 1190 00 000000	EXEMPT SALARIES/HEALTH SVCS	\$50,164.87	\$48,141.53	\$48,141.53	\$45,849.04	\$32,722.12
10E130 2130 2113 00 000000	TRS/HEALTH SVCS	\$183.05	\$179.32	\$175.64	\$111.42	\$205.43
10E130 2130 2114 00 000000	THIS/HEALTH SVCS	\$211.46	\$207.69	\$202.89	\$128.83	\$237.38
10E130 2130 2210 00 000000	LIFE INS/HEALTH SVCS	\$83.95	\$84.00	\$83.95	\$80.50	\$102.96
10E130 2130 2220 00 000000	MEDICAL INS/HEALTH SVCS	\$6,844.46	\$6,343.39	\$0.00	\$0.00	\$5,733.52
10E130 2130 2230 00 000000	DENTAL INS/HEALTH SVCS	\$164.93	\$158.64	\$0.00	\$0.00	\$132.80
10E130 2130 4100 00 000000	SUPPLIES/HEALTH SVCS	\$1,750.00	\$1,632.35	\$1,750.00	\$1,480.85	\$1,485.46
10E130 2130 4190 00 000000	SMALL EQUIP/HEALTH SVCS	\$300.00	\$0.00	\$300.00	\$0.00	\$281.11
		\$0.00	\$0.00	\$0.00	\$0.00	\$0.00
<b>2130</b>	<b>Subtotal-Health Services</b>	<b>\$91,263.60</b>	<b>\$87,690.97</b>	<b>\$80,936.79</b>	<b>\$66,898.38</b>	<b>\$76,325.42</b>
<b>Psychologist Services</b>						
10E130 2140 1110 00 000000	CERT SALARIES/PSYCH	\$130,310.00	\$125,133.00	\$125,033.00	\$73,210.00	\$70,979.00
10E130 2140 2113 00 000000	TRS/PSYCH	\$755.80	\$725.05	\$725.19	\$424.08	\$411.16
10E130 2140 2114 00 000000	THIS/PSYCH	\$873.08	\$837.60	\$837.72	\$489.84	\$474.94
10E130 2140 2210 00 000000	LIFE INS/PSYCH	\$100.99	\$126.24	\$100.99	\$60.49	\$63.12
10E130 2140 2220 00 000000	MEDICAL INS/PSYCH	\$18,148.25	\$28,032.48	\$0.00	\$0.00	\$0.00
10E130 2140 2230 00 000000	DENTAL INS/PSYCH	\$799.68	\$961.44	\$480.60	\$436.89	\$442.56
		\$0.00	\$0.00	\$0.00	\$0.00	\$0.00
<b>2140</b>	<b>Subtotal-Psychologist Services</b>	<b>\$150,987.80</b>	<b>\$155,815.81</b>	<b>\$127,177.50</b>	<b>\$74,621.30</b>	<b>\$72,370.78</b>
<b>Speech Pathologists</b>						
10E130 2150 1110 00 000000	CERT SALARIES/SPEECH	\$303,853.00	\$301,316.95	\$319,263.00	\$304,461.00	\$292,712.22
10E130 2150 1110 00 462000	CERT SALARIES/SPEECH/IDEA FLOW	\$0.00	\$0.00	\$0.00	\$0.00	\$0.00
10E130 2150 2113 00 000000	TRS/SPEECH	\$1,762.35	\$1,745.43	\$1,851.73	\$1,763.76	\$1,695.43
10E130 2150 2114 00 000000	THIS/SPEECH	\$2,035.82	\$2,016.22	\$2,139.06	\$2,037.37	\$1,958.64
10E130 2150 2113 00 462000	TRS/SPEECH/IDEA FLOW	\$0.00	\$0.00	\$0.00	\$0.00	\$0.00
10E130 2150 2114 00 462000	THIS/SPEECH/IDEA FLOW	\$0.00	\$0.00	\$0.00	\$0.00	\$0.00
10E130 2150 2115 00 462000	TRS FED/SPEECH/IDEA FLOW	\$0.00	\$0.00	\$0.00	\$0.00	\$0.00
10E130 2150 2210 00 000000	LIFE INS/SPEECH	\$227.23	\$252.48	\$252.48	\$241.96	\$252.48
10E130 2150 2220 00 000000	MEDICAL INS/SPEECH	\$48,574.66	\$47,741.64	\$37,159.20	\$38,122.93	\$34,218.78
10E130 2150 2230 00 000000	DENTAL INS/SPEECH	\$1,399.44	\$1,442.16	\$1,441.80	\$1,310.67	\$1,327.68
10E130 2150 2210 00 462000	LIFE INS/SPEECH/IDEA FLOW	\$0.00	\$0.00	\$0.00	\$0.00	\$0.00
10E130 2150 2220 00 462000	MEDICAL INS/SPEECH/IDEA FLOW	\$0.00	\$0.00	\$0.00	\$0.00	\$0.00

**Forest Glen Elementary School**

ACCOUNT #	ACCOUNT NAME	BUDGET FY26	YTD FY25	BUDGET FY25	ACTUAL FY24	ACTUAL FY23
10E130 2150 2230 00 462000	DENTAL INS/SPEECH/IDEA FLOW	\$0.00	\$0.00	\$0.00	\$0.00	\$0.00
		\$0.00	\$0.00	\$0.00	\$0.00	\$0.00
<b>2150</b>	<b>Subtotal-Speech Pathologists</b>	<b>\$357,852.49</b>	<b>\$354,514.88</b>	<b>\$362,107.27</b>	<b>\$347,937.69</b>	<b>\$332,165.23</b>
<b>Learning Resouce Center</b>						
10E130 2222 1110 00 000000	CERT SALARIES/LMC	\$102,067.00	\$98,034.00	\$97,934.00	\$93,370.00	\$87,798.00
10E130 2222 1130 00 000000	AIDE SALARIES/LMC	\$36,322.65	\$35,403.05	\$34,903.05	\$32,509.25	\$26,834.25
10E130 2222 2113 00 000000	TRS/LMC	\$591.99	\$568.08	\$568.02	\$541.00	\$508.63
10E130 2222 2114 00 000000	THIS/LMC	\$683.85	\$656.16	\$656.16	\$624.88	\$587.50
10E130 2222 2210 00 000000	LIFE INS/LMC	\$126.24	\$126.20	\$126.24	\$123.57	\$126.20
10E130 2222 2220 00 000000	MEDICAL INS/LMC	\$44,431.08	\$41,734.85	\$41,734.80	\$37,982.54	\$35,271.02
10E130 2222 2230 00 000000	DENTAL INS/LMC	\$999.60	\$961.23	\$961.20	\$889.09	\$883.17
10E130 2222 4100 00 000000	SUPPLIES/LMC	\$800.00	\$819.67	\$800.00	\$794.21	\$810.50
10E130 2222 4190 00 000000	SMALL EQUIP/LMC	\$650.00	\$711.81	\$650.00	\$641.35	\$648.40
10E130 2222 4300 00 000000	LIBRARY BOOKS/LMC	\$7,000.00	\$6,465.49	\$7,000.00	\$6,804.83	\$6,404.64
10E130 2222 4300 00 380000	LIBRARY BOOKS/LMC/LIB GRANT	\$540.00	\$489.63	\$540.00	\$455.53	\$531.63
10E130 2222 4400 00 000000	PERIODICALS/LMC	\$150.00	\$49.99	\$150.00	\$0.00	\$125.37
		\$0.00	\$0.00	\$0.00	\$0.00	\$0.00
<b>2222</b>	<b>Subtotal-LRC</b>	<b>\$194,362.41</b>	<b>\$186,020.16</b>	<b>\$186,023.47</b>	<b>\$174,736.25</b>	<b>\$160,529.31</b>
<b>Administrative Services</b>						
10E130 2410 1150 00 000000	ADMIN SALARIES/PRINCIPAL OFF	\$297,989.51	\$285,911.07	\$285,911.07	\$272,946.13	\$261,192.51
10E130 2410 1160 00 000000	OFFICE SUP STAFF/PRINCIPAL OFF	\$70,541.95	\$68,425.50	\$67,333.35	\$62,476.99	\$46,400.91
10E130 2410 2110 00 000000	TRS ADMIN/PRINCIPAL OFF	\$34,119.84	\$29,550.17	\$32,826.37	\$30,743.93	\$25,832.14
10E130 2410 2112 00 000000	THIS ADMIN/PRINCIPAL OFF	\$3,411.98	\$2,827.68	\$3,282.64	\$2,699.51	\$3,197.65
10E130 2410 2113 00 000000	TRS/PRINCIPAL OFF	\$2,198.83	\$1,822.32	\$2,115.48	\$1,739.75	\$1,664.88
10E130 2410 2114 00 000000	THIS/PRINCIPAL OFF	\$2,540.03	\$2,105.27	\$2,443.74	\$2,009.76	\$1,923.12
10E130 2410 2210 00 000000	LIFE INS/PRINCIPAL OFF	\$1,564.32	\$1,570.56	\$1,564.32	\$1,571.49	\$1,552.64
10E130 2410 2220 00 000000	MEDICAL INS/PRINCIPAL OFF	\$104,748.12	\$94,932.65	\$81,105.96	\$75,699.73	\$73,469.73
10E130 2410 2230 00 000000	DENTAL INS/PRINCIPAL OFF	\$1,499.40	\$1,441.95	\$1,441.80	\$1,360.09	\$1,723.93
10E130 2410 6400 00 000000	DUES & FEES/PRINCIPAL OFF	\$1,500.00	\$1,029.00	\$1,500.00	\$1,029.00	\$1,040.25
		\$0.00	\$0.00	\$0.00	\$0.00	\$0.00
<b>2410</b>	<b>Subtotal-Administrative Services</b>	<b>\$520,113.99</b>	<b>\$489,616.17</b>	<b>\$479,524.73</b>	<b>\$452,276.38</b>	<b>\$417,997.76</b>
<b>Food Service</b>						
10E130 2560 1170 00 000000	LUNCH SUPERVISION/FOOD SVCS	\$57,920.00	\$49,130.79	\$56,380.00	\$54,245.28	\$47,411.30
10E130 2560 2113 00 000000	TRS/FOOD SVCS	\$110.00	\$124.93	\$110.00	\$131.32	\$134.21
10E130 2560 2114 00 000000	THIS/FOOD SVCS	\$150.00	\$143.89	\$150.00	\$151.56	\$154.88
		\$0.00	\$0.00	\$0.00	\$0.00	\$0.00
<b>2560</b>	<b>Subtotal-Food Service</b>	<b>\$58,180.00</b>	<b>\$49,399.61</b>	<b>\$56,640.00</b>	<b>\$54,528.16</b>	<b>\$47,700.39</b>
<b>Technology Services</b>						
10E130 2660 1190 00 000000	EXEMPT SALARIES/TECH SVCS	\$24,180.00	\$23,337.81	\$23,198.17	\$22,331.19	\$22,355.11
10E130 2660 2210 00 000000	LIFE INS/TECH SVCS	\$31.56	\$31.44	\$31.56	\$31.44	\$31.44
10E130 2660 2220 00 000000	MEDICAL INS/TECH SVCS	\$6,265.38	\$967.76	\$0.00	\$0.00	\$0.00
10E130 2660 2230 00 000000	DENTAL INS/TECH SVCS	\$249.90	\$40.04	\$0.00	\$0.00	\$0.00
		\$0.00	\$0.00	\$0.00	\$0.00	\$0.00
<b>2660</b>	<b>Subtotal-Technology Services</b>	<b>\$30,726.84</b>	<b>\$24,377.05</b>	<b>\$23,229.73</b>	<b>\$22,362.63</b>	<b>\$22,386.55</b>
<b>Custodial Services</b>						
20E130 2540 1180 00 000000	CUSTODIAL SALARIES/O&M	\$257,680.40	\$274,397.59	\$246,340.06	\$251,078.42	\$177,320.16
20E130 2540 2210 00 000000	LIFE INS/O&M	\$290.35	\$290.40	\$290.35	\$285.14	\$290.40
20E130 2540 2220 00 000000	MEDICAL INS/O&M	\$61,413.43	\$55,510.02	\$46,906.56	\$48,185.40	\$45,030.48
20E130 2540 2230 00 000000	DENTAL INS/O&M	\$1,799.28	\$1,730.64	\$1,730.16	\$1,590.00	\$1,586.40
		\$0.00	\$0.00	\$0.00	\$0.00	\$0.00
<b>2540</b>	<b>Subtotal-Custodial Services</b>	<b>\$321,183.46</b>	<b>\$331,928.65</b>	<b>\$295,267.13</b>	<b>\$301,138.96</b>	<b>\$224,227.44</b>
<b>Other Building Expenses</b>						

**Forest Glen Elementary School**

ACCOUNT #	ACCOUNT NAME	BUDGET FY26	YTD FY25	BUDGET FY25	ACTUAL FY24	ACTUAL FY23
10E130 2621 3320 00 000000	CONF_MTG_WKSHP/CONTINUOUS IMP	\$5,000.00	\$3,432.74	\$5,000.00	\$1,884.07	\$2,562.69
10E130 2621 4100 00 000000	SUPPLIES/CONTINUOUS IMP	\$2,500.00	\$1,758.30	\$2,000.00	\$4,229.13	\$335.58
40E130 2550 3313 00 172600	FIELD TRIPS/TRANSPORT FEE	\$3,700.00	\$2,906.86	\$3,700.00	\$3,663.42	\$4,307.91
		\$0.00	\$0.00	\$0.00	\$0.00	\$0.00
<b>2621</b>	<b>Subtotal - Other</b>	<b>\$11,200.00</b>	<b>\$8,097.90</b>	<b>\$10,700.00</b>	<b>\$9,776.62</b>	<b>\$7,206.18</b>
<b>10</b>	<b>Education Fund</b>	<b>\$7,297,005.49</b>	<b>\$7,291,723.99</b>	<b>\$7,216,205.88</b>	<b>\$6,903,469.78</b>	<b>\$6,589,304.07</b>
<b>20</b>	<b>Building &amp; Grounds Fund</b>	<b>\$321,183.46</b>	<b>\$331,928.65</b>	<b>\$295,267.13</b>	<b>\$301,138.96</b>	<b>\$224,227.44</b>
<b>40</b>	<b>Transportation</b>	<b>\$3,700.00</b>	<b>\$2,906.86</b>	<b>\$3,700.00</b>	<b>\$3,663.42</b>	<b>\$4,307.91</b>
<b>50 &amp; 51</b>	<b>IMRF/FICA/Medicare</b>	<b>\$249,499.70</b>	<b>\$239,114.54</b>	<b>\$248,352.64</b>	<b>\$227,221.23</b>	<b>\$187,061.40</b>
	<b>Grand Total</b>	<b>\$7,871,388.66</b>	<b>\$7,865,674.04</b>	<b>\$7,763,525.65</b>	<b>\$7,435,493.39</b>	<b>\$7,004,900.82</b>
<b>IMRF, Social Security and Medicare</b>						
51E130 1100 2120 00 000000	IMRF/GEN INST	\$0.00	\$655.55	\$0.00	\$147.59	\$166.81
51E130 1252 2120 00 000000	IMRF/READING IMPROVE	\$9,151.72	\$8,404.02	\$8,741.00	\$8,681.06	\$7,835.46
51E130 1220 2120 00 000000	IMRF/INCLUSION	\$9,755.11	\$12,632.35	\$12,815.63	\$11,857.61	\$3,941.05
51E130 1220 2120 00 462000	IMRF/INCLUSION/IDEA FLOW	\$0.00	\$0.00	\$0.00	\$0.00	\$2,284.90
51E130 1225 2120 00 000000	IMRF/ECE	\$34,040.75	\$30,007.36	\$32,410.10	\$27,318.05	\$21,755.94
51E130 1810 2120 00 000000	IMRF/BILINGUAL	\$0.00	\$0.00	\$0.00	\$0.00	\$0.00
51E130 2130 2120 00 000000	IMRF/HEALTH SVCS	\$4,314.18	\$4,155.89	\$4,173.87	\$3,952.19	\$3,057.35
51E130 2222 2120 00 000000	IMRF/LMC	\$3,123.75	\$3,051.19	\$3,026.09	\$2,809.36	\$2,498.80
51E130 2410 2120 00 000000	IMRF/PRINCIPAL OFF	\$6,066.61	\$5,894.00	\$5,837.80	\$5,403.14	\$4,350.43
51E130 2660 2120 00 000000	IMRF/TECH SVCS	\$2,079.48	\$2,007.20	\$2,011.28	\$1,936.54	\$2,099.54
51E130 2540 2120 00 000000	IMRF/O&M	\$22,160.51	\$23,572.61	\$21,357.68	\$21,808.70	\$16,637.16
51E130 2560 2120 00 000000	IMRF/FOOD SVCS	\$0.00	\$9.41	\$0.00	\$0.00	\$0.00
		\$0.00	\$0.00	\$0.00	\$0.00	\$0.00
	<b>Subtotal - IMRF</b>	<b>\$90,692.11</b>	<b>\$90,389.58</b>	<b>\$90,373.45</b>	<b>\$83,914.24</b>	<b>\$64,627.44</b>
50E130 1100 2130 00 000000	FICA/GEN INST	\$0.00	\$966.67	\$0.00	\$1,382.28	\$2,329.89
50E130 1252 2130 00 000000	FICA/READING IMPROVE	\$6,597.75	\$5,947.18	\$6,250.77	\$5,580.45	\$4,635.59
50E130 1220 2130 00 000000	FICA/INCLUSION	\$7,032.75	\$7,950.09	\$9,164.58	\$7,640.62	\$2,473.24
50E130 1220 2130 00 462000	FICA/INCLUSION/IDEA FLOW	\$0.00	\$0.00	\$0.00	\$0.00	\$1,480.37
50E130 1225 2130 00 000000	FICA/ECE	\$24,541.01	\$19,157.75	\$23,176.77	\$18,521.98	\$13,289.36
50E130 1810 2130 00 000000	FICA/BILINGUAL	\$0.00	\$0.00	\$0.00	\$0.00	\$0.00
50E130 2130 2130 00 000000	FICA/HEALTH SVCS	\$3,110.22	\$3,125.23	\$2,984.77	\$2,842.56	\$2,028.70
50E130 2222 2130 00 000000	FICA/LMC	\$2,252.00	\$1,692.49	\$2,163.99	\$1,534.77	\$1,258.19
50E130 2410 2130 00 000000	FICA/PRINCIPAL OFF	\$4,373.60	\$3,429.19	\$4,174.67	\$3,673.04	\$2,694.15
50E130 2560 2130 00 000000	FICA/FOOD SVCS	\$3,591.04	\$1,713.13	\$3,495.56	\$1,960.90	\$1,506.57
50E130 2660 2130 00 000000	FICA/TECH SVCS	\$1,499.16	\$1,437.21	\$1,438.29	\$1,384.43	\$1,385.94
50E130 2540 2130 00 000000	FICA/O&M	\$15,976.18	\$16,121.35	\$15,273.08	\$14,799.60	\$10,270.22
		\$0.00	\$0.00	\$0.00	\$0.00	\$0.00
	<b>Subtotal - SOCIAL SECURITY</b>	<b>\$68,973.73</b>	<b>\$61,540.29</b>	<b>\$68,122.48</b>	<b>\$59,320.63</b>	<b>\$43,352.22</b>
50E130 1100 2140 00 000000	MEDICARE/GEN INST	\$39,701.74	\$41,821.45	\$40,334.12	\$38,964.48	\$39,550.13
50E130 1252 2140 00 000000	MEDICARE/READING IMPROVE	\$1,543.02	\$1,239.89	\$1,461.87	\$1,320.54	\$1,133.42
50E130 1125 2140 00 000000	MEDICARE/PRE-K RISK	\$0.00	\$4,986.02	\$5,439.02	\$1,146.03	\$822.18
50E130 1125 2140 00 370507	MEDICARE/PRE-K RISK/PFA	\$4,570.44	\$0.00	\$0.00	\$3,589.51	\$4,229.92
50E130 1220 2140 00 000000	MEDICARE/INCLUSION	\$8,715.39	\$7,545.42	\$8,266.65	\$8,375.32	\$5,975.04
50E130 1220 2140 00 462000	MEDICARE/INCLUSION/IDEA FLOW	\$0.00	\$0.00	\$0.00	\$0.00	\$346.19
50E130 1225 2140 00 000000	MEDICARE/ECE	\$5,739.43	\$6,189.85	\$7,350.14	\$5,897.71	\$4,222.66
50E130 1225 2140 00 370507	MEDICARE/ECE/PFA	\$1,916.02	\$0.00	\$0.00	\$0.00	\$0.00
50E130 1650 2140 00 000000	MEDICARE/GIFTED SVCS	\$1,541.70	\$1,597.15	\$1,625.22	\$1,511.09	\$1,464.52
50E130 1800 2140 00 000000	MEDICARE/ESL	\$3,438.37	\$3,166.10	\$3,299.16	\$2,973.58	\$2,852.12
50E130 1810 2140 00 000000	MEDICARE/BILINGUAL	\$0.00	\$0.00	\$0.00	\$0.00	\$0.00

**Forest Glen Elementary School**

<b>ACCOUNT #</b>	<b>ACCOUNT NAME</b>	<b>BUDGET FY26</b>	<b>YTD FY25</b>	<b>BUDGET FY25</b>	<b>ACTUAL FY24</b>	<b>ACTUAL FY23</b>
50E130 2110 2140 00 370507	MEDICARE/SOCIAL WORK/PFA	\$0.00	\$0.00	\$0.00	\$0.00	\$504.22
50E130 2110 2140 00 000000	MEDICARE/SOCIAL WORK	\$2,910.19	\$2,543.83	\$2,727.10	\$2,240.95	\$2,204.32
50E130 2130 2140 00 000000	MEDICARE/HEALTH SVCS	\$1,185.02	\$1,099.46	\$1,137.15	\$943.80	\$952.51
50E130 2140 2140 00 000000	MEDICARE/PSYCH	\$1,889.50	\$1,616.85	\$1,812.98	\$1,061.53	\$1,016.22
50E130 2150 2140 00 000000	MEDICARE/SPEECH	\$4,405.87	\$3,996.03	\$4,629.31	\$4,122.57	\$3,961.38
50E130 2150 2140 00 462000	MEDICARE/SPEECH/IDEA FLOW	\$0.00	\$0.00	\$0.00	\$0.00	\$0.00
50E130 2210 2140 00 370507	MEDICARE/IMPROVE SVCS/PFA	\$0.00	\$0.00	\$0.00	\$447.60	\$0.00
50E130 2222 2140 00 000000	MEDICARE/LMC	\$2,006.65	\$1,683.85	\$1,926.14	\$1,590.84	\$1,451.78
50E130 2410 2140 00 000000	MEDICARE/PRINCIPAL OFF	\$5,343.71	\$4,893.53	\$5,122.04	\$4,785.90	\$4,392.45
50E130 2560 2140 00 000000	MEDICARE/FOOD SVCS	\$839.84	\$698.95	\$817.51	\$774.23	\$673.93
50E130 2660 2140 00 000000	MEDICARE/TECH SVCS	\$350.61	\$336.00	\$336.37	\$323.82	\$324.15
50E130 3000 2140 00 370507	MEDICARE/COMM SVCS/PFA	\$0.00	\$0.00	\$0.00	\$455.69	\$602.67
50E130 2540 2140 00 000000	MEDICARE/O&M	\$3,736.37	\$3,770.29	\$3,571.93	\$3,461.17	\$2,401.93
		\$0.00	\$0.00	\$0.00	\$0.00	\$0.00
	<b>Subtotal - MEDICARE</b>	<b>\$89,833.86</b>	<b>\$87,184.67</b>	<b>\$89,856.71</b>	<b>\$83,986.36</b>	<b>\$79,081.74</b>

**Kindergarten Center**  
**Budget and Staffing Comparison - FY26 to FY25**

<b>STAFF DETAIL</b>	<b>FY26</b>	<b>FY25</b>	<b>INC/DEC</b>
Administration	1.00	0.00	1.00
GEEA			
Certified Teacher	23.65	0.00	23.65
AFSCME			
Clerical	1.00	0.00	1.00
Food Service	3.00	0.00	3.00
Instructional Aide	4.00	0.00	4.00
Custodial	3.00	0.00	3.00
Exempt			
Director/Manager	0.00	0.00	0.00
Admin Asst/Specialists	0.00	0.00	0.00
Registered Nurse	1.00	0.00	1.00
Tech Specialist	0.00	0.00	0.00
<b>TOTAL STAFF</b>	<b>36.65</b>	<b>0.00</b>	<b>36.65</b>

<b>EXPENDITURE DETAIL</b>	<b>FY26 Budget</b>	<b>FY25 Budget</b>	<b>INC/DEC</b>
100 Salaries	\$2,588,845	\$0	\$2,588,845
200 Benefits	\$576,196	\$0	\$576,196
300 Services	\$11,500	\$0	\$11,500
400 Supplies	\$117,079	\$0	\$117,079
500 Capital Outlay	\$0	\$0	\$0
600 Other - Dues/Fees/Tuition	\$1,000	\$0	\$1,000
<b>TOTAL</b>	<b>\$3,294,619</b>	<b>\$0</b>	<b>\$3,294,619</b>



10E140 2410 2210 00 000000	LIFE INS/PRINCIPAL OFF	\$812.16	\$0.00	\$0.00	\$0.00	\$0.00
10E140 2410 2220 00 000000	MEDICAL INS/PRINCIPAL OFF	\$55,740.84	\$0.00	\$0.00	\$0.00	\$0.00
10E140 2410 2230 00 000000	DENTAL INS/PRINCIPAL OFF	\$999.60	\$0.00	\$0.00	\$0.00	\$0.00
10E140 2410 3320 00 000000	CONF MTG_WKSHIP/PRINCIPAL OFF	\$1,500.00	\$0.00	\$0.00	\$0.00	\$0.00
10E140 2410 4100 00 000000	SUPPLIES/PRINCIPAL OFF	\$3,000.00	\$0.00	\$0.00	\$0.00	\$0.00
10E140 2410 6400 00 000000	DUES & FEES/PRINCIPAL OFF	\$1,000.00	\$0.00	\$0.00	\$0.00	\$0.00
		\$0.00	\$0.00	\$0.00	\$0.00	\$0.00
2410	<b>Subtotal-Administrative Services</b>	<b>\$261,467.36</b>	<b>\$0.00</b>	<b>\$0.00</b>	<b>\$0.00</b>	<b>\$0.00</b>
<b>Food Service</b>						
10E140 2560 1170 00 000000	LUNCH SUPERVISION/FOOD SVCS	\$57,950.00	\$0.00	\$0.00	\$0.00	\$0.00
		\$0.00	\$0.00	\$0.00	\$0.00	\$0.00
		\$0.00	\$0.00	\$0.00	\$0.00	\$0.00
		\$0.00	\$0.00	\$0.00	\$0.00	\$0.00
		\$0.00	\$0.00	\$0.00	\$0.00	\$0.00
2560	<b>Subtotal-Food Service</b>	<b>\$57,950.00</b>	<b>\$0.00</b>	<b>\$0.00</b>	<b>\$0.00</b>	<b>\$0.00</b>
<b>Technology Services</b>						
		\$0.00	\$0.00	\$0.00	\$0.00	\$0.00
		\$0.00	\$0.00	\$0.00	\$0.00	\$0.00
		\$0.00	\$0.00	\$0.00	\$0.00	\$0.00
		\$0.00	\$0.00	\$0.00	\$0.00	\$0.00
		\$0.00	\$0.00	\$0.00	\$0.00	\$0.00
		\$0.00	\$0.00	\$0.00	\$0.00	\$0.00
2660	<b>Subtotal-Technology Services</b>	<b>\$0.00</b>	<b>\$0.00</b>	<b>\$0.00</b>	<b>\$0.00</b>	<b>\$0.00</b>
<b>Custodial Services</b>						
20E140 2540 1180 00 000000	CUSTODIAL SALARIES/O&M	\$125,735.48	\$0.00	\$0.00	\$0.00	\$0.00
20E140 2540 2210 00 000000	LIFE INS/O&M	\$189.36	\$0.00	\$0.00	\$0.00	\$0.00
20E140 2540 2220 00 000000	MEDICAL INS/O&M	\$37,592.28	\$0.00	\$0.00	\$0.00	\$0.00
20E140 2540 2230 00 000000	DENTAL INS/O&M	\$1,499.40	\$0.00	\$0.00	\$0.00	\$0.00
		\$0.00	\$0.00	\$0.00	\$0.00	\$0.00
2540	<b>Subtotal-Custodial Services</b>	<b>\$165,016.52</b>	<b>\$0.00</b>	<b>\$0.00</b>	<b>\$0.00</b>	<b>\$0.00</b>
<b>Other Building Expenses</b>						
10E140 2621 3320 00 000000	CONF MTG_WKSHIP/CONTINUOUS IMP	\$5,000.00	\$0.00	\$0.00	\$0.00	\$0.00
10E140 2621 4100 00 000000	SUPPLIES/CONTINUOUS IMP	\$1,000.00	\$0.00	\$0.00	\$0.00	\$0.00
40E140 2550 3313 00 172600	FIELD TRIPS/TRANSPORT FEE	\$5,000.00	\$0.00	\$0.00	\$0.00	\$0.00
		\$0.00	\$0.00	\$0.00	\$0.00	\$0.00
2621	<b>Subtotal - Other</b>	<b>\$11,000.00</b>	<b>\$0.00</b>	<b>\$0.00</b>	<b>\$0.00</b>	<b>\$0.00</b>
10	<b>Education Fund</b>	<b>\$3,031,076.35</b>	<b>\$0.00</b>	<b>\$0.00</b>	<b>\$0.00</b>	<b>\$0.00</b>
20	<b>Building &amp; Grounds Fund</b>	<b>\$165,016.52</b>	<b>\$0.00</b>	<b>\$0.00</b>	<b>\$0.00</b>	<b>\$0.00</b>
40	<b>Transportation</b>	<b>\$5,000.00</b>	<b>\$0.00</b>	<b>\$0.00</b>	<b>\$0.00</b>	<b>\$0.00</b>
50 & 51	<b>IMRF/FICA/Medicare</b>	<b>\$93,526.50</b>	<b>\$0.00</b>	<b>\$0.00</b>	<b>\$0.00</b>	<b>\$0.00</b>
	<b>Grand Total</b>	<b>\$3,294,619.37</b>	<b>\$0.00</b>	<b>\$0.00</b>	<b>\$0.00</b>	<b>\$0.00</b>
<b>IMRF, Social Security and Medicare</b>						
51E140 1220 2120 00 000000	IMRF/INCLUSION	\$9,543.81	\$0.00	\$0.00	\$0.00	\$0.00
51E140 1252 2120 00 000000	IMRF/READING IMPROVE	\$3,134.31	\$0.00	\$0.00	\$0.00	\$0.00
51E140 2130 2120 00 000000	IMRF/HEALTH SVCS	\$4,046.24	\$0.00	\$0.00	\$0.00	\$0.00
51E140 2410 2120 00 000000	IMRF/PRINCIPAL OFF	\$3,245.36	\$0.00	\$0.00	\$0.00	\$0.00
51E140 2540 2120 00 000000	IMRF/O&M	\$10,813.25	\$0.00	\$0.00	\$0.00	\$0.00
51E140 2560 2120 00 000000	IMRF/FOOD SVCS	\$0.00	\$0.00	\$0.00	\$0.00	\$0.00
		\$0.00	\$0.00	\$0.00	\$0.00	\$0.00
	<b>Subtotal - IMRF</b>	<b>\$30,782.98</b>	<b>\$0.00</b>	<b>\$0.00</b>	<b>\$0.00</b>	<b>\$0.00</b>
50E140 1220 2130 00 000000	FICA/INCLUSION	\$6,880.42	\$0.00	\$0.00	\$0.00	\$0.00
50E140 1252 2130 00 000000	FICA/READING IMPROVE	\$2,259.62	\$0.00	\$0.00	\$0.00	\$0.00
50E140 2130 2130 00 000000	FICA/HEALTH SVCS	\$2,917.06	\$0.00	\$0.00	\$0.00	\$0.00
50E140 2410 2130 00 000000	FICA/PRINCIPAL OFF	\$2,339.68	\$0.00	\$0.00	\$0.00	\$0.00
50E140 2560 2130 00 000000	FICA/FOOD SVCS	\$3,592.90	\$0.00	\$0.00	\$0.00	\$0.00
50E140 2540 2130 00 000000	FICA/O&M	\$7,795.60	\$0.00	\$0.00	\$0.00	\$0.00
		\$0.00	\$0.00	\$0.00	\$0.00	\$0.00
	<b>Subtotal - Social Security</b>	<b>\$25,785.28</b>	<b>\$0.00</b>	<b>\$0.00</b>	<b>\$0.00</b>	<b>\$0.00</b>
50E140 1100 2140 00 000000	MEDICARE/GEN INST	\$18,931.58	\$0.00	\$0.00	\$0.00	\$0.00
50E140 1220 2140 00 000000	MEDICARE/INCLUSION	\$4,088.67	\$0.00	\$0.00	\$0.00	\$0.00
50E140 1252 2140 00 000000	MEDICARE/READING IMPROVE	\$528.46	\$0.00	\$0.00	\$0.00	\$0.00
50E140 1800 2140 00 000000	MEDICARE/ESL	\$2,218.11	\$0.00	\$0.00	\$0.00	\$0.00
50E140 2110 2140 00 000000	MEDICARE/SOCIAL WORK	\$1,107.13	\$0.00	\$0.00	\$0.00	\$0.00
50E140 2130 2140 00 000000	MEDICARE/HEALTH SVCS	\$910.70	\$0.00	\$0.00	\$0.00	\$0.00
50E140 2140 2140 00 000000	MEDICARE/PSYCH	\$1,043.59	\$0.00	\$0.00	\$0.00	\$0.00
50E140 2150 2140 00 000000	MEDICARE/SPEECH	\$1,596.85	\$0.00	\$0.00	\$0.00	\$0.00
50E140 2222 2140 00 000000	MEDICARE/LMC	\$1,284.19	\$0.00	\$0.00	\$0.00	\$0.00
50E140 2410 2140 00 000000	MEDICARE/PRINCIPAL OFF	\$2,585.51	\$0.00	\$0.00	\$0.00	\$0.00
50E140 2560 2140 00 000000	MEDICARE/FOOD SVCS	\$840.28	\$0.00	\$0.00	\$0.00	\$0.00
50E140 2540 2140 00 000000	MEDICARE/O&M	\$1,823.16	\$0.00	\$0.00	\$0.00	\$0.00
		\$0.00	\$0.00	\$0.00	\$0.00	\$0.00
	<b>Subtotal - Medicare</b>	<b>\$36,958.25</b>	<b>\$0.00</b>	<b>\$0.00</b>	<b>\$0.00</b>	<b>\$0.00</b>

**Hadley Jr. High School**  
**Budget and Staffing Comparison - FY26 to FY25**

<b>STAFF DETAIL</b>	<b>FY26</b>	<b>FY25</b>	<b>INC/DEC</b>
Administration	3.00	3.00	0.00
GEEA			
Certified Teacher	93.27	91.80	1.47
AFSCME			
Clerical	3.00	3.00	0.00
Food Service	1.00	1.00	0.00
Instructional Aide	11.00	13.00	(2.00)
Custodial	9.00	9.00	0.00
Exempt			
Director/Manager	1.00	1.00	0.00
Admin Asst/Specialists	0.00	0.00	0.00
Registered Nurse	1.50	2.20	(0.70)
Tech Specialist	1.00	1.00	0.00
<b>TOTAL STAFF</b>	<b>123.77</b>	<b>125.00</b>	<b>(1.23)</b>

<b>EXPENDITURE DETAIL</b>	<b>FY26 Budget</b>	<b>FY25 Budget</b>	<b>INC/DEC</b>
100 Salaries	\$10,873,941	\$10,609,417	\$264,524
200 Benefits	\$2,572,802	\$2,294,517	\$278,285
300 Services	\$138,403	\$132,469	\$5,934
400 Supplies	\$158,855	\$158,961	(\$106)
500 Capital Outlay	\$0	\$0	\$0
600 Other - Dues/Fees/Tuition	\$7,175	\$7,175	\$0
<b>TOTAL</b>	<b>\$13,751,177</b>	<b>\$13,202,540</b>	<b>\$548,638</b>

**Hadley Jr. High School**

ACCOUNT #	ACCOUNT NAME	BUDGET FY26	YTD FY25	BUDGET FY25	ACTUAL FY24	ACTUAL FY23
<b>General Instruction</b>						
10E200 1100 1110 00 000000	CERT SALARIES/GEN INST	\$6,148,478.90	\$5,981,941.22	\$6,097,215.00	\$5,856,381.71	\$5,841,620.31
10E200 1100 1120 00 000000	EXTRA DUTY/GEN INST	\$142,500.00	\$125,609.70	\$135,000.00	\$106,283.58	\$101,183.66
10E200 1100 1120 37 000000	EXTRA DUTY/HADLEY U/GEN INST	\$6,500.00	\$4,867.95	\$7,250.00	\$5,559.36	\$1,657.50
10E200 1100 1200 00 000000	SUB SALARIES/GEN INST	\$265,000.00	\$288,242.54	\$245,000.00	\$210,651.31	\$306,808.90
10E200 1252 1130 00 000000	AIDE SALARIES/READING IMPROVE	\$0.00	-\$1,637.31	\$0.00	-\$2,011.18	\$0.00
10E200 1100 2113 00 000000	TRS/GEN INST	\$35,661.18	\$34,567.44	\$35,363.85	\$35,558.13	\$35,901.47
10E200 1100 2114 00 000000	THIS/GEN INST	\$41,194.81	\$42,130.56	\$40,851.34	\$41,199.32	\$41,478.42
10E200 1100 2210 00 000000	LIFE INS/GEN INST	\$4,317.41	\$4,143.06	\$4,254.29	\$4,059.03	\$4,101.89
10E200 1100 2220 00 000000	MEDICAL INS/GEN INST	\$1,144,442.81	\$1,011,675.04	\$983,467.13	\$909,955.64	\$860,859.29
10E200 1100 2230 00 000000	DENTAL INS/GEN INST	\$31,187.52	\$29,655.65	\$28,067.04	\$27,499.50	\$26,471.28
10E200 1252 2210 00 000000	LIFE INS/READING IMPROVE	\$0.00	\$0.00	\$0.00	\$0.00	\$0.00
10E200 1252 2220 00 000000	MEDICAL INS/READING IMPROVE	\$0.00	\$0.00	\$0.00	\$0.00	\$0.00
10E200 1252 2230 00 000000	DENTAL INS/READING IMPROVE	\$0.00	\$0.00	\$0.00	\$0.00	\$0.00
10E200 1100 3140 00 000000	PURCH SVCS/GEN INST	\$12,000.00	\$8,396.15	\$12,000.00	\$10,916.09	\$7,949.12
10E200 1100 3190 24 000000	JUDGE OFFICIALS/BAND/GEN INST	\$675.00	\$675.00	\$675.00	\$675.00	\$675.00
10E200 1100 3230 00 000000	EQUIP REPAIR/GEN INST	\$26,000.00	\$20,953.35	\$23,175.00	\$23,152.27	\$18,065.86
10E200 1100 3255 24 000000	EQUIP LEASE/BAND/GEN INST	\$4,000.00	\$3,342.00	\$1,000.00	\$0.00	\$0.00
10E200 1100 3313 00 141100	FIELD TRIPS/GEN INST	\$21,500.00	\$6,377.92	\$21,500.00	\$23,223.20	\$14,269.10
10E200 1100 3320 00 000000	CONF MTG WKSH/GEN INST	\$2,053.00	\$2,274.00	\$2,053.00	\$8,827.65	\$11,731.22
10E200 1100 3330 24 000000	CONTRACT TRAVEL/BAND/GEN INST	\$0.00	\$0.00	\$0.00	\$0.00	\$0.00
10E200 1100 4100 00 000000	SUPPLIES/GEN INST	\$119,906.31	\$100,241.75	\$119,906.31	\$107,293.62	\$91,223.89
10E200 1100 4190 00 000000	SMALL EQUIP/GEN INST	\$8,837.68	\$7,526.11	\$8,837.68	\$8,242.60	\$8,010.46
10E200 1100 4200 00 000000	TEXTBOOKS/GEN INST	\$4,500.00	\$728.65	\$4,500.00	\$2,375.98	\$98.96
10E200 1100 4210 00 000000	CONSUMABLES/GEN INST	\$0.00	\$0.00	\$0.00	\$0.00	\$0.00
10E200 1100 5500 00 000000	EQUIPMENT/GEN INST	\$0.00	\$0.00	\$0.00	\$0.00	\$0.00
10E200 1100 6400 00 000000	DUES & FEES/GEN INST	\$1,900.00	\$1,217.00	\$1,900.00	\$1,030.00	\$379.00
		\$0.00	\$0.00	\$0.00	\$0.00	\$0.00
		\$0.00	\$0.00	\$0.00	\$0.00	\$0.00
<b>1100</b>	<b>Subtotal-General Instruction</b>	<b>\$8,020,654.61</b>	<b>\$7,672,927.78</b>	<b>\$7,772,015.64</b>	<b>\$7,380,872.81</b>	<b>\$7,372,485.33</b>
<b>Special Education</b>						
10E200 1216 1110 00 000000	CERT SALARIES/BEHAVIOR SPEC	\$0.00	\$0.00	\$0.00	\$0.00	\$0.00
10E200 1220 1110 00 000000	CERT SALARIES/INCLUSION	\$747,786.00	\$620,301.75	\$618,857.60	\$702,909.17	\$585,887.77
10E200 1222 1110 00 000000	CERT SALARIES/INSTRUCTIONAL	\$281,202.00	\$270,016.00	\$269,816.00	\$166,397.00	\$278,576.00
10E200 1220 1130 00 000000	AIDE SALARIES/INCLUSION	\$158,121.60	\$153,109.30	\$181,258.35	\$156,079.57	\$4,050.00
10E200 1220 1130 00 462000	AIDE SALARIES/INCLUSION/IDEA F	\$0.00	-\$63.87	\$0.00	\$0.00	\$70,739.04
10E200 1220 1130 00 499800	AIDE SALARIES/INCLUSION/ESSER	\$0.00	\$0.00	\$0.00	\$0.00	\$0.00
10E200 1222 1130 00 000000	AIDE SALARIES/INSTRUCTIONAL	\$137,373.60	\$155,533.14	\$161,343.00	\$122,215.19	\$33,958.00
10E200 1220 1222 1130 00 462000	AIDE SALARIES/INSTRUCTIONAL	\$0.00	\$0.00	\$0.00	\$0.00	\$74,597.25
10E200 1216 2113 00 000000	TRS/BEHAVIOR SPEC	\$0.00	\$0.00	\$0.00	\$0.00	\$0.00
10E200 1216 2114 00 000000	THIS/BEHAVIOR SPEC	\$0.00	\$0.00	\$0.00	\$0.00	\$0.00
10E200 1220 2113 00 000000	TRS/INCLUSION	\$4,337.16	\$3,593.94	\$3,589.37	\$4,073.41	\$3,393.58
10E200 1220 2114 00 000000	THIS/INCLUSION	\$5,010.17	\$4,151.79	\$4,146.35	\$4,705.43	\$3,920.10
10E200 1222 2113 00 000000	TRS/INSTRUCTIONAL	\$1,630.97	\$1,563.42	\$1,564.93	\$964.00	\$1,614.05
10E200 1222 2114 00 000000	THIS/INSTRUCTIONAL	\$1,884.05	\$1,806.23	\$1,807.77	\$1,113.59	\$1,864.52
10E200 1216 2210 00 000000	LIFE INS/BEHAVIOR SPEC	\$0.00	\$0.00	\$0.00	\$0.00	\$0.00
10E200 1216 2220 00 000000	MEDICAL INS/BEHAVIOR SPEC	\$0.00	\$0.00	\$0.00	\$0.00	\$0.00
10E200 1216 2230 00 000000	DENTAL INS/BEHAVIOR SPEC	\$0.00	\$0.00	\$0.00	\$0.00	\$0.00
10E200 1220 2210 00 000000	LIFE INS/INCLUSION	\$883.68	\$835.78	\$896.30	\$957.64	\$502.33
10E200 1220 2220 00 000000	MEDICAL INS/INCLUSION	\$257,474.04	\$217,465.07	\$214,595.52	\$220,608.64	\$118,455.76

**Hadley Jr. High School**

ACCOUNT #	ACCOUNT NAME	BUDGET FY26	YTD FY25	BUDGET FY25	ACTUAL FY24	ACTUAL FY23
10E200 1220 2230 00 000000	DENTAL INS/INCLUSION	\$6,997.20	\$6,368.13	\$5,767.20	\$6,826.26	\$3,521.64
10E200 1220 2210 00 462000	LIFE INS/INCLUSION/IDEA FLOW	\$0.00	\$0.00	\$0.00	\$0.00	\$189.24
10E200 1220 2220 00 462000	MEDICAL INS/INCLUSION/IDEA FLO	\$0.00	\$0.00	\$0.00	\$0.00	\$18,844.39
10E200 1220 2230 00 462000	DENTAL INS/INCLUSION/IDEA FLOW	\$0.00	\$0.00	\$0.00	\$0.00	\$881.22
10E200 1222 2210 00 000000	LIFE INS/INSTRUCTIONAL	\$441.84	\$504.76	\$504.96	\$341.76	\$259.08
10E200 1222 2220 00 000000	MEDICAL INS/INSTRUCTIONAL	\$116,071.92	\$120,175.81	\$108,562.56	\$79,916.83	\$52,994.41
10E200 1222 2230 00 000000	DENTAL INS/INSTRUCTIONAL	\$3,498.60	\$3,844.71	\$2,883.60	\$2,230.38	\$1,375.58
10E200 1222 2210 00 462000	LIFE INS/INSTRUCTIONAL/IDEA FL	\$0.00	\$0.00	\$0.00	\$0.00	\$167.20
10E200 1222 2220 00 462000	MEDICAL INS/INSTRUCTIONAL/IDEA	\$0.00	\$0.00	\$0.00	\$0.00	\$25,226.30
10E200 1222 2230 00 462000	DENTAL INS/INSTRUCTIONAL/IDEA	\$0.00	\$0.00	\$0.00	\$0.00	\$1,321.83
		\$0.00	\$0.00	\$0.00	\$0.00	\$0.00
<b>1220</b>	<b>Subtotal-Special Education</b>	<b>\$1,722,712.83</b>	<b>\$1,559,205.96</b>	<b>\$1,575,593.51</b>	<b>\$1,469,338.87</b>	<b>\$1,282,339.29</b>
<b>Athletics</b>						
10E200 1510 1120 00 000000	EXTRA DUTY/ATHLETICS	\$127,000.00	\$106,558.96	\$127,000.00	\$115,552.00	\$126,997.01
10E200 1510 2113 00 000000	TRS/ATHLETICS	\$736.60	\$512.64	\$736.60	\$553.94	\$608.43
10E200 1510 2114 00 000000	THIS/ATHLETICS	\$850.90	\$592.31	\$850.90	\$639.87	\$702.74
10E200 1510 3140 39 000000	PURCH SVCS/DRAMA	\$1,475.00	\$1,475.00	\$1,475.00	\$450.00	\$750.00
10E200 1510 3190 00 000000	JUDGE OFFICIALS/ATHLETICS	\$11,500.00	\$10,837.15	\$11,500.00	\$8,067.00	\$9,054.00
10E200 1510 4100 00 000000	SUPPLIES/ATHLETICS	\$8,925.00	\$5,945.73	\$8,925.00	\$5,650.60	\$8,188.08
10E200 1510 4190 00 000000	SMALL EQUIP/ATHLETICS	\$2,700.00	\$2,641.20	\$2,700.00	\$6,591.21	\$1,768.00
10E200 1510 6400 00 000000	DUES & FEES/ATHLETICS	\$3,275.00	\$3,224.00	\$3,275.00	\$2,115.00	\$2,747.48
		\$0.00	\$0.00	\$0.00	\$0.00	\$0.00
<b>1510</b>	<b>Subtotal-Enrichment</b>	<b>\$156,462.50</b>	<b>\$131,786.99</b>	<b>\$156,462.50</b>	<b>\$139,619.62</b>	<b>\$150,815.74</b>
<b>Enrichment</b>						
10E200 1650 1110 00 000000	CERT SALARIES/GIFTED SVCS	\$0.00	\$0.00	\$0.00	\$147,757.00	\$132,735.00
10E200 1650 2113 00 000000	TRS/GIFTED SVCS	\$0.00	\$0.00	\$0.00	\$856.42	\$822.86
10E200 1650 2114 00 000000	THIS/GIFTED SVCS	\$0.00	\$0.00	\$0.00	\$989.28	\$950.62
10E200 1650 2210 00 000000	LIFE INS/GIFTED SVCS	\$0.00	\$0.00	\$0.00	\$52.60	\$63.12
10E200 1650 2220 00 000000	MEDICAL INS/GIFTED SVCS	\$0.00	\$0.00	\$0.00	\$14,928.80	\$16,267.56
10E200 1650 2230 00 000000	DENTAL INS/GIFTED SVCS	\$0.00	\$0.00	\$0.00	\$376.80	\$442.56
		\$0.00	\$0.00	\$0.00	\$0.00	\$0.00
<b>1650</b>	<b>Subtotal-Enrichment</b>	<b>\$0.00</b>	<b>\$0.00</b>	<b>\$0.00</b>	<b>\$164,960.90</b>	<b>\$151,281.72</b>
<b>Language Programs</b>						
10E200 1800 1110 00 000000	CERT SALARIES/ESL	\$391,839.00	\$376,273.00	\$375,973.00	\$358,369.00	\$345,068.00
10E200 1810 1130 00 000000	AIDE SALARIES/BILINGUAL	\$31,586.10	\$30,703.00	\$30,303.00	\$27,959.35	\$23,649.35
10E200 1800 2113 00 000000	TRS/ESL	\$2,272.67	\$2,180.62	\$2,180.64	\$2,076.72	\$1,999.68
10E200 1800 2114 00 000000	THIS/ESL	\$2,625.32	\$2,519.09	\$2,519.02	\$2,399.00	\$2,309.93
10E200 1800 2210 00 000000	LIFE INS/ESL	\$189.36	\$189.36	\$189.36	\$186.73	\$184.10
10E200 1800 2220 00 000000	MEDICAL INS/ESL	\$50,757.48	\$47,041.20	\$47,041.20	\$43,550.60	\$39,655.79
10E200 1800 2230 00 000000	DENTAL INS/ESL	\$1,499.40	\$1,442.16	\$1,441.80	\$1,348.35	\$1,290.00
10E200 1810 2210 00 000000	LIFE INS/BILINGUAL	\$63.12	\$63.08	\$63.12	\$63.08	\$63.08
		\$0.00	\$0.00	\$0.00	\$0.00	\$0.00
<b>1800</b>	<b>Subtotal-Language Programs</b>	<b>\$480,832.45</b>	<b>\$460,411.51</b>	<b>\$459,711.14</b>	<b>\$435,952.83</b>	<b>\$414,219.93</b>
<b>Social Work &amp; Guidance Counselor</b>						
10E200 2110 1110 00 000000	CERT SALARIES/SOCIAL WORK	\$276,260.00	\$265,374.00	\$265,074.00	\$258,142.00	\$247,613.00
10E200 2120 1110 00 000000	CERT SALARIES/GUIDANCE	\$293,686.09	\$288,967.40	\$273,864.00	\$275,221.50	\$262,592.04
10E200 2110 2113 00 000000	TRS/SOCIAL WORK	\$1,602.31	\$1,537.30	\$1,537.43	\$1,495.46	\$1,434.41
10E200 2110 2114 00 000000	THIS/SOCIAL WORK	\$1,850.94	\$1,775.96	\$1,776.00	\$1,727.57	\$1,657.04
10E200 2120 2113 00 000000	TRS/GUIDANCE	\$1,703.38	\$1,674.30	\$1,588.41	\$1,594.56	\$1,521.23
10E200 2120 2114 00 000000	THIS/GUIDANCE	\$1,967.70	\$1,934.05	\$1,834.89	\$1,842.06	\$1,757.22

**Hadley Jr. High School**

ACCOUNT #	ACCOUNT NAME	BUDGET FY26	YTD FY25	BUDGET FY25	ACTUAL FY24	ACTUAL FY23
10E200 2110 2210 00 000000	LIFE INS/SOCIAL WORK	\$189.36	\$189.36	\$189.36	\$184.10	\$186.73
10E200 2110 2220 00 000000	MEDICAL INS/SOCIAL WORK	\$55,020.60	\$50,992.32	\$39,512.40	\$54,436.71	\$50,055.15
10E200 2110 2230 00 000000	DENTAL INS/SOCIAL WORK	\$1,499.40	\$1,442.16	\$961.20	\$1,329.51	\$1,308.84
10E200 2120 2210 00 000000	LIFE INS/GUIDANCE	\$189.36	\$189.36	\$189.36	\$181.47	\$189.36
10E200 2120 2220 00 000000	MEDICAL INS/GUIDANCE	\$50,416.92	\$55,328.64	\$55,328.52	\$49,294.08	\$47,533.80
10E200 2120 2230 00 000000	DENTAL INS/GUIDANCE	\$1,499.40	\$961.44	\$961.20	\$1,250.58	\$1,327.68
		\$0.00	\$0.00	\$0.00	\$0.00	\$0.00
<b>2110 &amp; 2120</b>	<b>Subtotal-Social Work</b>	<b>\$685,885.45</b>	<b>\$670,366.29</b>	<b>\$642,816.77</b>	<b>\$646,699.60</b>	<b>\$617,176.50</b>
<b>Health Services</b>						
10E200 2130 1110 00 000000	CERT SALARIES/HEALTH SVCS	\$64,078.13	\$0.00	\$0.00	\$3,205.45	\$40,060.20
10E200 2130 1190 00 000000	EXEMPT SALARIES/HEALTH SVCS	\$69,009.30	\$72,089.16	\$111,955.30	\$101,653.21	\$66,103.79
10E200 2130 2113 00 000000	TRS/HEALTH SVCS	\$371.65	\$287.25	\$0.00	\$18.01	\$231.65
10E200 2130 2114 00 000000	THIS/HEALTH SVCS	\$429.32	\$333.18	\$0.00	\$20.80	\$267.69
10E200 2130 2210 00 000000	LIFE INS/HEALTH SVCS	\$136.97	\$128.00	\$138.86	\$102.81	\$96.76
10E200 2130 2220 00 000000	MEDICAL INS/HEALTH SVCS	\$13,896.34	\$17,740.42	\$8,129.35	\$7,845.02	\$13,378.00
10E200 2130 2230 00 000000	DENTAL INS/HEALTH SVCS	\$334.87	\$495.22	\$336.42	\$304.20	\$456.64
10E200 2130 4100 00 000000	SUPPLIES/HEALTH SVCS	\$3,500.00	\$3,213.84	\$3,500.00	\$2,490.49	\$1,497.50
		\$0.00	\$0.00	\$0.00	\$0.00	\$0.00
<b>2130</b>	<b>Subtotal-Health Services</b>	<b>\$151,756.58</b>	<b>\$94,287.07</b>	<b>\$124,059.93</b>	<b>\$115,639.99</b>	<b>\$122,092.23</b>
<b>Psychologist Services</b>						
10E200 2140 1110 00 000000	CERT SALARIES/PSYCH	\$81,954.00	\$78,735.95	\$110,636.00	\$113,723.40	\$109,062.60
10E200 2140 2113 00 000000	TRS/PSYCH	\$475.33	\$456.09	\$641.69	\$659.01	\$631.97
10E200 2140 2114 00 000000	THIS/PSYCH	\$549.09	\$526.88	\$741.26	\$761.23	\$730.05
10E200 2140 2210 00 000000	LIFE INS/PSYCH	\$63.12	\$63.12	\$100.99	\$115.72	\$123.61
10E200 2140 2220 00 000000	MEDICAL INS/PSYCH	\$8,721.24	\$8,290.08	\$8,290.08	\$8,362.95	\$7,477.87
10E200 2140 2230 00 000000	DENTAL INS/PSYCH	\$499.80	\$480.72	\$480.60	\$832.53	\$866.28
		\$0.00	\$0.00	\$0.00	\$0.00	\$0.00
<b>2140</b>	<b>Subtotal-Psychologist Services</b>	<b>\$92,262.59</b>	<b>\$88,552.84</b>	<b>\$120,890.62</b>	<b>\$124,454.84</b>	<b>\$118,892.38</b>
<b>Speech Pathologists</b>						
10E200 2150 1110 00 000000	CERT SALARIES/SPEECH	\$91,558.44	\$107,854.00	\$115,075.00	\$107,881.71	\$93,239.74
10E200 2150 1110 00 462000	CERT SALARIES/SPEECH/IDEA	\$28,372.36	\$0.00	\$0.00	\$0.00	\$0.00
10E200 2150 2113 00 000000	TRS/SPEECH	\$531.04	\$625.01	\$667.44	\$625.07	\$540.31
10E200 2150 2113 00 462000	TRS/SPEECH/IDEA	\$164.56	\$0.00	\$0.00	\$0.00	\$0.00
10E200 2150 2114 00 000000	THIS/SPEECH	\$613.44	\$721.83	\$771.00	\$722.17	\$624.08
10E200 2150 2114 00 462000	THIS/SPEECH/IDEA	\$190.09	\$0.00	\$0.00	\$0.00	\$0.00
10E200 2150 2210 00 000000	LIFE INS/SPEECH	\$75.74	\$120.98	\$100.99	\$120.98	\$63.12
10E200 2150 2210 00 462000	LIFE INS/SPEECH/IDEA	\$25.25	\$0.00	\$0.00	\$0.00	\$0.00
10E200 2150 2220 00 000000	MEDICAL INS/SPEECH	\$12,386.76	\$11,479.92	\$11,479.92	\$10,350.79	\$9,715.36
10E200 2150 2230 00 000000	DENTAL INS/SPEECH	\$0.00	\$0.00	\$0.00	\$0.00	\$0.00
		\$0.00	\$0.00	\$0.00	\$0.00	\$0.00
<b>2150</b>	<b>Subtotal-Speech Pathologists</b>	<b>\$133,917.69</b>	<b>\$120,801.74</b>	<b>\$128,094.35</b>	<b>\$119,700.72</b>	<b>\$104,182.61</b>
<b>Learning Resouce Center</b>						
10E200 2222 1110 00 000000	CERT SALARIES/LMC	\$155,289.00	\$149,101.00	\$149,001.00	\$142,006.00	\$136,499.00
10E200 2222 1130 00 000000	AIDE SALARIES/LMC	\$30,084.60	\$29,069.75	\$28,869.75	\$26,194.35	\$21,984.35
10E200 2222 2113 00 000000	TRS/LMC	\$900.68	\$864.24	\$864.21	\$823.02	\$791.11
10E200 2222 2114 00 000000	THIS/LMC	\$1,040.44	\$998.40	\$998.31	\$950.82	\$913.89
10E200 2222 2210 00 000000	LIFE INS/LMC	\$126.24	\$126.20	\$126.24	\$123.57	\$126.20
10E200 2222 2220 00 000000	MEDICAL INS/LMC	\$24,917.52	\$23,093.29	\$23,093.28	\$28,514.03	\$25,874.86
10E200 2222 2230 00 000000	DENTAL INS/LMC	\$999.60	\$961.23	\$961.20	\$889.09	\$883.17
10E200 2222 3230 00 000000	EQUIP REPAIR/LMC	\$250.00	\$144.23	\$144.23	\$0.00	\$0.00

**Hadley Jr. High School**

ACCOUNT #	ACCOUNT NAME	BUDGET FY26	YTD FY25	BUDGET FY25	ACTUAL FY24	ACTUAL FY23
10E200 2222 4100 00 000000	SUPPLIES/LMC	\$1,000.00	\$974.71	\$974.71	\$716.29	\$179.31
10E200 2222 4190 00 000000	SMALL EQUIP/LMC	\$0.00	\$0.00	\$0.00	\$0.00	\$0.00
10E200 2222 4300 00 000000	LIBRARY BOOKS/LMC	\$8,000.00	\$7,864.98	\$8,131.06	\$6,865.90	\$11,049.13
10E200 2222 4300 00 380000	LIBRARY BOOKS/LMC/LIB GRANT	\$986.00	\$986.00	\$986.00	\$979.40	\$0.00
10E200 2222 4400 00 000000	PERIODICALS/LMC	\$0.00	\$0.00	\$0.00	\$0.00	\$0.00
		\$0.00	\$0.00	\$0.00	\$0.00	\$0.00
<b>2222</b>	<b>Subtotal-LRC</b>	<b>\$223,594.07</b>	<b>\$214,184.03</b>	<b>\$214,149.99</b>	<b>\$208,062.47</b>	<b>\$198,301.02</b>
<b>Administrative Services</b>						
10E200 2410 1150 00 000000	ADMIN SALARIES/PRINCIPAL OFF	\$400,272.93	\$361,308.61	\$382,756.20	\$365,004.88	\$349,121.51
10E200 2410 1160 00 000000	OFFICE SUP STAFF/PRINCIPAL OFF	\$126,746.80	\$123,468.95	\$120,489.84	\$114,860.75	\$94,044.48
10E200 2410 2110 00 000000	TRS ADMIN/PRINCIPAL OFF	\$46,559.96	\$37,614.45	\$44,679.18	\$41,610.62	\$39,016.87
10E200 2410 2112 00 000000	THIS ADMIN/PRINCIPAL OFF	\$4,656.00	\$3,573.36	\$4,467.92	\$3,609.84	\$4,188.49
10E200 2410 2113 00 000000	TRS/PRINCIPAL OFF	\$3,000.53	\$2,302.92	\$2,879.32	\$2,326.56	\$2,225.34
10E200 2410 2114 00 000000	THIS/PRINCIPAL OFF	\$3,466.13	\$2,660.15	\$3,326.12	\$2,687.51	\$2,570.61
10E200 2410 2210 00 000000	LIFE INS/PRINCIPAL OFF	\$2,048.40	\$2,150.32	\$2,048.40	\$2,081.52	\$2,042.08
10E200 2410 2220 00 000000	MEDICAL INS/PRINCIPAL OFF	\$125,884.92	\$113,827.02	\$113,826.84	\$105,385.02	\$71,428.96
10E200 2410 2230 00 000000	DENTAL INS/PRINCIPAL OFF	\$2,998.80	\$2,884.26	\$2,883.60	\$2,739.42	\$2,606.72
10E200 2410 3320 00 000000	CONF_MTG_WKSH/PRINCIPAL OFF	\$2,500.00	\$2,374.27	\$2,500.00	\$1,499.31	\$1,727.76
10E200 2410 4100 00 000000	SUPPLIES/PRINCIPAL OFF	\$500.00	\$0.00	\$500.00	\$0.00	\$0.00
10E200 2410 6400 00 000000	DUES & FEES/PRINCIPAL OFF	\$2,000.00	\$973.17	\$2,000.00	\$1,155.74	\$808.99
		\$0.00	\$0.00	\$0.00	\$0.00	\$0.00
<b>2410</b>	<b>Subtotal-Administrative Services</b>	<b>\$720,634.46</b>	<b>\$653,137.48</b>	<b>\$682,357.42</b>	<b>\$642,961.17</b>	<b>\$569,781.81</b>
<b>Food Service</b>						
10E200 2560 1170 00 000000	LUNCH SUPERVISION/FOOD SVCS	\$140,600.00	\$129,972.54	\$136,120.00	\$125,319.78	\$138,962.53
10E200 2560 2113 00 000000	TRS/FOOD SVCS	\$425.00	\$426.84	\$425.00	\$422.22	\$477.84
10E200 2560 2114 00 000000	THIS/FOOD SVCS	\$500.00	\$491.71	\$500.00	\$486.39	\$550.52
		\$0.00	\$0.00	\$0.00	\$0.00	\$0.00
<b>2560</b>	<b>Subtotal-Food Service</b>	<b>\$141,525.00</b>	<b>\$130,891.09</b>	<b>\$137,045.00</b>	<b>\$126,228.39</b>	<b>\$139,990.89</b>
<b>Technology Services</b>						
10E200 2660 1190 00 000000	EXEMPT SALARIES/TECH SVCS	\$56,901.00	\$54,605.26	\$54,605.26	\$52,004.94	\$51,283.54
10E200 2660 2210 00 000000	LIFE INS/TECH SVCS	\$63.12	\$63.12	\$63.12	\$63.12	\$63.12
10E200 2660 2220 00 000000	MEDICAL INS/TECH SVCS	\$12,530.76	\$11,613.36	\$11,613.36	\$10,823.28	\$9,629.28
10E200 2660 2230 00 000000	DENTAL INS/TECH SVCS	\$499.80	\$480.72	\$480.60	\$452.16	\$440.64
		\$0.00	\$0.00	\$0.00	\$0.00	\$0.00
<b>2660</b>	<b>Subtotal-Technology Services</b>	<b>\$69,994.68</b>	<b>\$66,762.46</b>	<b>\$66,762.34</b>	<b>\$63,343.50</b>	<b>\$61,416.58</b>
<b>Custodial Services</b>						
20E200 2540 1180 00 000000	CUSTODIAL SALARIES/O&M	\$621,741.61	\$604,328.66	\$611,954.80	\$557,206.76	\$489,037.05
20E200 2540 2210 00 000000	LIFE INS/O&M	\$631.20	\$630.96	\$631.20	\$617.90	\$625.94
20E200 2540 2220 00 000000	MEDICAL INS/O&M	\$124,206.48	\$98,185.92	\$98,185.68	\$88,619.58	\$97,224.77
20E200 2540 2230 00 000000	DENTAL INS/O&M	\$4,498.20	\$3,845.76	\$3,844.80	\$3,636.12	\$3,910.68
		\$0.00	\$0.00	\$0.00	\$0.00	\$0.00
<b>2540</b>	<b>Subtotal-Custodial Services</b>	<b>\$751,077.49</b>	<b>\$706,991.30</b>	<b>\$714,616.48</b>	<b>\$650,080.36</b>	<b>\$590,798.44</b>
<b>Other Building Expenses</b>						
10E200 2621 3140 00 000000	PURCH SVCS/CONTINUOUS IMP	\$12,950.00	\$12,402.20	\$12,947.00	\$3,284.51	\$5,564.16
40E200 2550 3312 00 000000	ATHLETIC TRIPS/TRANSPORT	\$25,000.00	\$2,878.41	\$25,000.00	\$22,905.90	\$16,598.43
40E200 2550 3313 00 172600	FIELD TRIPS/TRANSPORT FEE	\$18,500.00	\$87,606.21	\$18,500.00	\$24,721.34	\$3,303.92
		\$0.00	\$0.00	\$0.00	\$0.00	\$0.00
<b>2621</b>	<b>Subtotal- Other</b>	<b>\$56,450.00</b>	<b>\$102,886.82</b>	<b>\$56,447.00</b>	<b>\$50,911.75</b>	<b>\$25,466.51</b>
<b>10</b>	<b>Education Fund</b>	<b>\$12,613,182.91</b>	<b>\$11,875,717.44</b>	<b>\$12,092,906.21</b>	<b>\$11,641,120.22</b>	<b>\$11,308,540.19</b>

**Hadley Jr. High School**

ACCOUNT #	ACCOUNT NAME	BUDGET FY26	YTD FY25	BUDGET FY25	ACTUAL FY24	ACTUAL FY23
20	Building & Grounds Fund	\$751,077.49	\$706,991.30	\$714,616.48	\$650,080.36	\$590,798.44
40	Transportation	\$43,500.00	\$90,484.62	\$43,500.00	\$47,627.24	\$19,902.35
50 & 51	IMRF/FICA/Medicare	\$343,416.41	\$325,044.55	\$351,516.33	\$313,060.45	\$285,793.26
	<b>Grand Total</b>	<b>\$13,751,176.81</b>	<b>\$12,998,237.91</b>	<b>\$13,202,539.02</b>	<b>\$12,651,888.27</b>	<b>\$12,205,034.24</b>
<b>IMRF, Social Security and Medicare</b>						
51E200 1100 2120 00 000000	IMRF/GEN INST	\$0.00	\$494.09	\$0.00	\$278.24	\$444.05
51E200 1100 2120 37 000000	IMRF/HADLEY U/GEN INST	\$0.00	\$69.27	\$0.00	\$178.22	\$0.00
51E200 1220 2120 00 000000	IMRF/INCLUSION	\$13,598.46	\$13,197.55	\$15,715.10	\$13,488.59	\$381.42
51E200 1220 2120 00 462000	IMRF/INCLUSION/IDEA FLOW	\$0.00	-\$5.58	\$0.00	\$0.00	\$6,578.56
51E200 1222 2120 00 000000	IMRF/INSTRUCTIONAL	\$11,814.13	\$13,405.92	\$13,988.44	\$10,559.25	\$2,691.11
51E200 1222 2120 00 462000	IMRF/INSTRUCTIONAL/IDEA FLOW	\$0.00	\$0.00	\$0.00	\$0.00	\$6,937.18
51E200 1252 2120 00 000000	IMRF/READING IMPROVE	\$0.00	-\$141.96	\$0.00	-\$173.75	\$0.00
51E200 1510 2120 00 000000	IMRF/ATHLETICS	\$0.00	\$612.04	\$0.00	\$686.23	\$865.86
51E200 1810 2120 00 000000	IMRF/BILINGUAL	\$2,716.40	\$2,646.13	\$2,627.27	\$2,416.20	\$2,202.03
51E200 2130 2120 00 000000	IMRF/HEALTH SVCS	\$5,934.80	\$6,216.36	\$9,706.52	\$7,488.26	\$6,162.15
51E200 2222 2120 00 000000	IMRF/LMC	\$2,587.28	\$2,505.66	\$2,503.01	\$2,262.77	\$2,045.45
51E200 2410 2120 00 000000	IMRF/PRINCIPAL OFF	\$10,900.22	\$10,630.27	\$10,446.47	\$9,940.31	\$8,772.80
51E200 2560 2120 00 000000	IMRF/FOOD SVCS	\$0.00	\$1,059.44	\$671.06	\$691.12	\$500.27
51E200 2660 2120 00 000000	IMRF/TECH SVCS	\$4,893.49	\$4,696.11	\$4,734.28	\$4,508.84	\$4,811.28
51E200 2540 2120 00 000000	IMRF/O&M	\$53,469.78	\$51,938.64	\$53,056.48	\$48,261.10	\$45,826.61
		\$0.00	\$0.00	\$0.00	\$0.00	\$0.00
	<b>Subtotal - IMRF</b>	<b>\$105,914.56</b>	<b>\$107,323.94</b>	<b>\$113,448.63</b>	<b>\$100,585.38</b>	<b>\$88,218.77</b>
50E200 1100 2130 00 000000	FICA/GEN INST	\$0.00	\$319.55	\$0.00	\$640.44	\$504.15
50E200 1100 2130 37 000000	FICA/HADLEY U/GEN INST	\$0.00	\$42.46	\$0.00	\$111.85	\$0.00
50E200 1220 2130 00 000000	FICA/INCLUSION	\$9,803.54	\$7,793.71	\$11,238.02	\$8,060.92	\$228.61
50E200 1220 2130 00 462000	FICA/INCLUSION/IDEA FLOW	\$0.00	-\$2.43	\$0.00	\$0.00	\$3,975.95
50E200 1222 2130 00 000000	FICA/INSTRUCTIONAL/IDEA PREK	\$8,517.16	\$9,143.67	\$10,003.27	\$7,290.86	\$2,057.59
50E200 1222 2130 00 462000	FICA/INSTRUCTIONAL/IDEA FLOW	\$0.00	\$0.00	\$0.00	\$0.00	\$4,423.90
50E200 1252 2130 00 000000	FICA/READING IMPROVE	\$0.00	-\$34.57	\$0.00	-\$58.82	\$0.00
50E200 1510 2130 00 000000	FICA/ATHLETICS	\$1,000.00	\$969.79	\$1,000.00	\$1,191.56	\$1,271.00
50E200 1810 2130 00 000000	FICA/BILINGUAL	\$1,958.34	\$1,903.52	\$1,878.79	\$1,733.46	\$1,466.19
50E200 2130 2130 00 000000	FICA/HEALTH SVCS	\$4,278.58	\$4,591.82	\$6,941.23	\$6,239.50	\$4,086.62
50E200 2222 2130 00 000000	FICA/LMC	\$1,865.25	\$1,663.85	\$1,789.92	\$1,209.90	\$991.86
50E200 2410 2130 00 000000	FICA/PRINCIPAL OFF	\$7,858.30	\$7,436.22	\$7,470.37	\$7,003.38	\$5,695.38
50E200 2560 2130 00 000000	FICA/FOOD SVCS	\$8,717.20	\$3,423.76	\$8,439.44	\$3,161.50	\$3,428.96
50E200 2660 2130 00 000000	FICA/TECH SVCS	\$3,527.86	\$3,279.66	\$3,385.53	\$3,129.82	\$3,090.42
50E200 2540 2130 00 000000	FICA/O&M	\$38,547.98	\$35,930.37	\$37,941.20	\$33,155.51	\$28,779.40
		\$0.00	\$0.00	\$0.00	\$0.00	\$0.00
	<b>Subtotal - SOCIAL SECURITY</b>	<b>\$86,074.21</b>	<b>\$76,461.38</b>	<b>\$90,087.77</b>	<b>\$72,869.88</b>	<b>\$60,000.03</b>
50E200 1100 2140 00 000000	MEDICARE/GEN INST	\$89,152.94	\$86,390.68	\$88,409.62	\$84,376.10	\$85,650.22
50E200 1100 2140 37 000000	MEDICARE/HADLEY U/GEN INST	\$0.00	\$66.31	\$0.00	\$73.28	\$22.38
50E200 1216 2140 00 000000	MEDICARE/BEHAVIOR SPEC	\$0.00	\$0.00	\$0.00	\$0.00	\$0.00
50E200 1220 2140 00 000000	MEDICARE/INCLUSION	\$13,135.66	\$10,098.30	\$11,601.68	\$11,296.92	\$7,865.09
50E200 1220 2140 00 462000	MEDICARE/INCLUSION/IDEA FLOW	\$0.00	-\$0.58	\$0.00	\$0.00	\$929.90
50E200 1222 2140 00 000000	MEDICARE/INSTRUCTIONAL	\$6,069.35	\$5,587.07	\$6,251.81	\$3,828.37	\$4,223.93
50E200 1222 2140 00 462000	MEDICARE/INSTRUCTIONAL/IDEA FL	\$0.00	\$0.00	\$0.00	\$0.00	\$1,034.61
50E200 1252 2140 00 000000	MEDICARE/READING IMPROVE	\$0.00	-\$10.10	\$0.00	-\$14.92	\$0.00
50E200 1510 2140 00 000000	MEDICARE/ATHLETICS	\$1,600.00	\$1,482.36	\$1,600.00	\$1,610.69	\$1,765.68
50E200 1650 2140 00 000000	MEDICARE/GIFTED SVCS	\$0.00	\$0.00	\$0.00	\$2,059.54	\$1,968.02

**Hadley Jr. High School**

<b>ACCOUNT #</b>	<b>ACCOUNT NAME</b>	<b>BUDGET FY26</b>	<b>YTD FY25</b>	<b>BUDGET FY25</b>	<b>ACTUAL FY24</b>	<b>ACTUAL FY23</b>
50E200 1800 2140 00 000000	MEDICARE/ESL	\$5,681.67	\$5,174.11	\$5,451.61	\$4,896.55	\$4,739.76
50E200 1810 2140 00 000000	MEDICARE/BILINGUAL	\$458.00	\$445.26	\$439.39	\$405.37	\$342.99
50E200 2110 2140 00 000000	MEDICARE/SOCIAL WORK	\$4,005.77	\$3,575.95	\$3,843.57	\$3,407.94	\$3,280.90
50E200 2120 2140 00 000000	MEDICARE/GUIDANCE	\$4,258.45	\$3,825.69	\$3,971.03	\$3,653.03	\$3,480.45
50E200 2130 2140 00 000000	MEDICARE/HEALTH SVCS	\$1,929.77	\$1,650.80	\$1,623.35	\$1,497.88	\$1,452.86
50E200 2140 2140 00 000000	MEDICARE/PSYCH	\$1,188.33	\$1,125.61	\$1,604.22	\$1,630.78	\$1,565.18
50E200 2150 2140 00 000000	MEDICARE/SPEECH	\$1,327.60	\$1,534.98	\$1,668.59	\$1,540.48	\$1,329.89
50E200 2150 2140 00 462000	MEDICARE/SPEECH/IDEA	\$411.40	\$0.00	\$0.00	\$0.00	\$0.00
50E200 2222 2140 00 000000	MEDICARE/LMC	\$2,687.92	\$2,521.80	\$2,579.13	\$2,317.88	\$2,188.74
50E200 2410 2140 00 000000	MEDICARE/PRINCIPAL OFF	\$7,641.79	\$6,830.63	\$7,297.07	\$6,821.09	\$6,361.50
50E200 2560 2140 00 000000	MEDICARE/FOOD SVCS	\$2,038.70	\$1,790.40	\$1,973.74	\$1,718.14	\$1,918.91
50E200 2660 2140 00 000000	MEDICARE/TECH SVCS	\$825.06	\$766.99	\$791.78	\$731.96	\$722.83
50E200 2540 2140 00 000000	MEDICARE/O&M	\$9,015.25	\$8,402.97	\$8,873.34	\$7,754.11	\$6,730.62
		\$0.00	\$0.00	\$0.00	\$0.00	\$0.00
	<b>Subtotal - MEDICARE</b>	<b>\$151,427.65</b>	<b>\$141,259.23</b>	<b>\$147,979.93</b>	<b>\$139,605.19</b>	<b>\$137,574.46</b>

**Central Services Office**  
**Budget and Staffing Comparison - FY26 to FY25**

<b>STAFF DETAIL</b>	<b>FY26</b>	<b>FY25</b>	<b>INC/DEC</b>
Administration	12.00	12.00	0.00
GEEA			
Certified Teacher	0.00	2.00	(2.00)
AFSCME			
Clerical	5.00	4.50	0.50
Food Service	0.00	0.00	0.00
Instructional Aide	0.00	0.00	0.00
Custodial	4.00	4.00	0.00
Exempt			
Director/Manager	2.00	2.00	0.00
Admin Asst/Specialists	7.00	7.00	0.00
Registered Nurse	0.00	0.00	0.00
Tech Specialist	1.00	1.00	0.00
<b>TOTAL STAFF</b>	<b>31.00</b>	<b>32.50</b>	<b>(1.50)</b>

<b>EXPENDITURE DETAIL</b>	<b>FY26 Budget</b>	<b>FY25 Budget</b>	<b>INC/DEC</b>
100 Salaries	\$3,346,122	\$3,390,241	(\$44,119)
200 Benefits	\$1,274,839	\$1,197,209	\$77,630
300 Services	\$8,988,512	\$9,039,943	(\$51,431)
400 Supplies	\$4,378,630	\$4,349,605	\$29,025
500 Capital Outlay	\$10,536,929	\$26,914,041	(\$16,377,113)
600 Other - Dues/Fees/Tuition	\$5,140,180	\$4,865,075	\$275,105
<b>TOTAL</b>	<b>\$33,665,211</b>	<b>\$49,756,114</b>	<b>(\$16,090,903)</b>

**Central Services Office**

ACCOUNT #	ACCOUNT NAME	BUDGET FY26	YTD FY25	BUDGET FY25	ACTUAL FY24	ACTUAL FY23
<b>Teaching Learning and Accountability</b>						
10E000 2212 1150 00 000000	ADMIN SALARIES/CURR DEVELOP	\$190,548.98	\$180,615.15	\$180,615.15	\$172,424.97	\$165,000.00
10E000 2114 1190 00 000000	EXEMPT SALARIES/REGISTRAR	\$54,717.00	\$52,700.04	\$52,500.04	\$53,393.52	\$70,702.00
10E000 2212 1160 00 000000	SECRETARIAL SAL/CURR DEV	\$53,111.02	\$50,765.40	\$50,765.40	\$46,550.70	\$5,105.73
10E000 2212 1190 00 000000	EXEMPT SALARIES/CURR DEVELOP	\$0.00	\$0.00	\$0.00	\$0.00	\$43,040.06
10E000 2626 1120 00 000000	EXTRA DUTY/CIT	\$4,500.00	\$3,440.00	\$4,500.00	\$5,472.00	\$4,140.00
10E000 2212 2110 00 000000	TRS ADMIN/CURR DEVELOP	\$21,169.68	\$18,599.67	\$20,137.76	\$19,421.43	\$18,476.69
10E000 2212 2112 00 000000	THIS ADMIN/CURR DEVELOP	\$2,116.97	\$1,786.32	\$2,013.78	\$1,705.20	\$1,985.44
10E000 2212 2113 00 000000	TRS/CURR DEVELOP	\$1,364.27	\$1,630.99	\$1,297.77	\$1,585.10	\$1,424.98
10E000 2212 2114 00 000000	THIS/CURR DEVELOP	\$1,575.96	\$1,886.00	\$1,499.14	\$1,832.95	\$1,647.68
10E000 2114 2210 00 000000	LIFE INS/REGISTRAR	\$63.12	\$63.12	\$63.12	\$68.37	\$63.12
10E000 2114 2220 00 000000	MEDICAL INS/REGISTRAR	\$21,296.04	\$20,243.28	\$20,243.28	\$20,119.60	\$16,159.44
10E000 2114 2230 00 000000	DENTAL INS/REGISTRAR	\$499.80	\$480.72	\$480.60	\$489.84	\$440.64
10E000 2212 2210 00 000000	LIFE INS/CURR DEVELOP	\$877.92	\$877.92	\$877.92	\$878.20	\$862.11
10E000 2212 2220 00 000000	MEDICAL INS/CURR DEVELOP	\$66,612.36	\$62,292.00	\$62,292.00	\$57,805.15	\$45,525.38
10E000 2212 2230 00 000000	DENTAL INS/CURR DEVELOP	\$999.60	\$961.44	\$961.20	\$969.31	\$789.48
10E000 1100 3140 00 000000	PURCH SVCS/GEN INST	\$55,000.00	\$51,294.00	\$55,000.00	\$26,230.00	\$18,916.00
10E000 1100 3255 24 000000	EQUIP LEASE/BAND/GEN INST	\$6,000.00	\$1,205.00	\$6,000.00	\$3,543.54	\$900.00
10E000 1100 4100 00 000000	SUPPLIES/GEN INST	\$49,000.00	\$28,168.33	\$48,520.00	\$23,869.52	\$31,418.38
10E000 1100 4100 26 000000	SUPPLIES/ORCHESTRA/GEN INST	\$2,500.00	\$2,086.29	\$2,000.00	\$1,563.48	\$1,242.82
10E000 1100 4100 27 000000	SUPPLIES/BAND/GEN INST	\$2,500.00	\$107.98	\$2,000.00	\$675.32	\$131.49
10E000 1100 4100 00 499800	SUPPLIES/GEN INST/ESSER CARES	\$0.00	\$0.00	\$0.00	\$0.00	\$2,250.55
10E000 1100 4190 00 000000	SMALL EQUIP/GEN INST	\$250.00	\$0.00	\$250.00	\$0.00	\$0.00
10E000 1100 4200 00 000000	TEXTBOOKS/GEN INST	\$4,500.00	\$836.28	\$4,500.00	\$2,448.00	\$0.00
10E000 1100 4210 00 000000	CONSUMABLES/GEN INST	\$135,000.00	\$133,020.05	\$135,000.00	\$113,225.90	\$97,698.91
10E000 1100 4220 00 000000	SUPP MTLs FOR TEXTS/DIST	\$959,149.00	\$426,512.02	\$429,074.15	\$13,475.71	\$25,151.68
10E000 2210 3140 00 370507	PURCH SVCS/IMPROVE SVCS/PFA	\$0.00	\$0.00	\$0.00	-\$3,160.62	\$0.00
10E000 2212 1122 00 000000	SUMMER WORK/CURR DEVELOP	\$10,000.00	\$7,460.00	\$20,500.00	\$10,250.00	\$10,140.00
10E000 2212 1123 00 000000	COMMITTEE WORK/CURR DEVELOP	\$12,000.00	\$11,700.00	\$15,750.00	\$7,680.00	\$11,930.00
10E000 2212 3140 00 000000	PURCH SVCS/CURR DEVELOP	\$35,000.00	\$12,500.00	\$44,000.00	\$18,500.00	\$0.00
10E000 2212 3140 33 000000	PURCH SVCS/PBL/CURR DEVELOP	\$0.00	\$0.00	\$0.00	\$0.00	\$0.00
10E000 2212 3320 00 000000	CONF_MTG_WKSH/P/CURR DEVELOP	\$12,000.00	\$5,490.59	\$15,000.00	\$5,611.83	\$9,492.00
10E000 2212 3600 00 000000	PRINTING/CURR DEVELOP	\$250.00	\$0.00	\$250.00	\$0.00	\$0.00
10E000 2212 4100 00 000000	SUPPLIES/CURR DEVELOP	\$1,100.00	\$242.02	\$1,300.00	\$340.56	\$234.15
10E000 2212 4100 33 000000	SUPPLIES/PBL/CURR DEVELOP	\$750.00	\$0.00	\$750.00	\$0.00	\$414.05
10E000 2212 6400 00 000000	DUES & FEES/CURR DEVELOP	\$500.00	\$292.00	\$500.00	\$186.00	\$159.00
10E000 2213 3140 00 000000	PURCH SVCS/STAFF DEV	\$45,000.00	\$4,549.00	\$45,000.00	-\$741.00	\$25,292.00
10E000 2230 3140 00 000000	PURCH SVCS/TEST SVCS	\$25,000.00	\$18,220.00	\$30,000.00	\$23,204.22	\$23,245.00
		\$0.00	\$0.00	\$0.00	\$0.00	\$0.00
	<b>Subtotal-TLA</b>	<b>\$1,774,951.72</b>	<b>\$1,100,025.61</b>	<b>\$1,253,641.31</b>	<b>\$629,555.80</b>	<b>\$633,978.78</b>
<b>Language Programs</b>						
10E000 1800 1150 00 000000	ADMIN SALARIES/ESL	\$125,000.00	\$131,356.48	\$131,356.48	\$125,399.98	\$110,307.60
10E000 1800 1160 00 000000	OFFICE SUP STAFF/ESL	\$41,650.12	\$37,204.48	\$41,693.40	\$31,661.66	\$30,593.87
10E000 1600 1122 21 000000	SUMMER WORK/SUMMER SCHOOL/FLES	\$5,000.00	\$0.00	\$5,000.00	\$0.00	\$7,110.00
10E000 2212 1120 00 490900	EXTRA DUTY/CURR DEVELOP/LIPLEP	\$0.00	\$0.00	\$0.00	\$0.00	\$0.00
10E000 3100 1130 00 000000	LIPLEP/PARENT LIAISON	\$29,797.95	\$335.20	\$0.00	\$584.25	\$4,837.42
10E000 3100 1130 00 490900	LIPLEP/PARENT LIAISON	\$0.00	\$29,361.49	\$28,596.75	\$28,028.72	\$0.00
10E000 1800 2100 00 000000	403B ADMIN/ESL	\$23,500.00	\$22,999.92	\$23,000.00	\$22,494.02	\$20,499.98
10E000 1800 2110 00 000000	TRS ADMIN/ESL	\$14,686.81	\$15,265.92	\$15,266.02	\$14,626.93	\$12,937.05
10E000 1800 2112 00 000000	THIS ADMIN/ESL	\$1,468.68	\$1,526.64	\$1,526.60	\$1,462.74	\$1,293.73
10E000 1800 2113 00 000000	TRS/ESL	\$946.48	\$1,020.55	\$983.81	\$979.60	\$859.66
10E000 1800 2114 00 000000	THIS/ESL	\$1,093.35	\$1,178.91	\$1,136.47	\$1,131.66	\$993.01
10E000 1800 2210 00 000000	LIFE INS/ESL	\$662.40	\$771.33	\$662.40	\$675.11	\$596.68

**Central Services Office**

ACCOUNT #	ACCOUNT NAME	BUDGET FY26	YTD FY25	BUDGET FY25	ACTUAL FY24	ACTUAL FY23
10E000 1800 2220 00 000000	MEDICAL INS/ESL	\$10,140.96	\$11,567.68	\$0.00	\$0.00	\$14,133.42
10E000 1800 2230 00 000000	DENTAL INS/ESL	\$499.80	\$451.18	\$0.00	\$395.64	\$330.48
10E000 3100 2210 00 000000	LIFE INS/FAMILY LIAISON	\$63.12	\$0.00	\$63.12	\$0.00	\$13.28
10E000 3100 2220 00 000000	MEDICAL INS/FAMILY LIAISON	\$0.00	\$0.00	\$0.00	\$0.00	\$0.00
10E000 3100 2230 00 000000	DENTAL INS/FAMILY LIAISON	\$499.80	\$0.00	\$0.00	\$0.00	\$0.00
10E000 1100 4100 21 000000	SUPPLIES/FOREIGN LANG/GEN INST	\$6,000.00	\$3,032.25	\$5,000.00	\$1,718.65	\$2,014.01
10E000 1100 4190 21 000000	SMALL EQUIP/FOREIGN LANG/GEN I	\$1,000.00	\$826.58	\$1,000.00	\$343.85	\$447.00
10E000 1125 4100 00 000000	SUPPLIES/PRE-K RISK	\$2,500.00	\$52.00	\$2,500.00	\$0.00	\$0.00
10E000 1125 4110 00 000000	FOOD SUPPLIES/PRE-K DIST	\$2,500.00	\$0.00	\$5,000.00	\$0.00	\$1,053.33
10E000 1600 4100 21 000000	SUPPLIES/SUMMER SCHOOL/FLES	\$300.00	\$0.00	\$300.00	-\$283.35	-\$39.09
10E000 1800 1120 00 000000	EXTRA DUTY/ESL	\$7,500.00	\$6,330.00	\$7,500.00	\$6,630.00	\$7,157.68
10E000 1800 3140 00 000000	PURCH SVCS/ESL	\$52,000.00	\$26,881.71	\$35,000.00	\$30,681.82	\$21,644.12
10E000 1800 3320 00 000000	CONF_MTG_WKSHP/ESL	\$3,500.00	\$5,000.00	\$5,000.00	\$825.00	\$493.49
10E000 1800 4100 00 000000	SUPPLIES/ESL	\$8,000.00	\$2,370.38	\$4,000.00	\$2,832.62	\$1,863.70
10E000 1800 4190 00 000000	SMALL EQUIP/ESL	\$2,500.00	\$986.00	\$2,500.00	\$3,323.20	\$1,679.93
10E000 1800 6400 00 000000	DUES & FEES/ESL	\$1,000.00	\$0.00	\$1,000.00	\$0.00	\$892.00
10E000 1810 4100 00 000000	SUPPLIES/BILINGUAL	\$4,000.00	\$2,171.72	\$4,000.00	\$2,832.43	\$237.02
10E000 1830 4100 00 490900	SUPPLIES/TITLE III/LIPLEP	\$0.00	\$7,167.56	\$14,033.00	\$5,058.60	\$2,263.00
10E000 2213 3320 21 000000	CONF_MTG_WKSHP/FLES/STAFF DEV	\$4,500.00	\$2,730.00	\$4,000.00	\$995.00	\$2,600.00
10E000 2214 3140 00 490900	PURCH SVCS/PROF DEV/LIPLEP	\$0.00	\$6,750.00	\$5,600.00	\$8,300.00	\$10,015.00
10E000 3100 4100 00 490900	SUPPLIES/GRANT SVC/LIPLEP	\$0.00	\$950.49	\$1,000.00	\$1,351.61	\$151.41
		\$0.00	\$0.00	\$0.00	\$0.00	\$0.00
<b>1800</b>	<b>Subtotal-Language Programs</b>	<b>\$350,309.48</b>	<b>\$318,288.47</b>	<b>\$346,718.05</b>	<b>\$291,449.74</b>	<b>\$256,978.78</b>
<b>Special Education</b>						
10E000 1220 1240 00 000000	HOMEBOUND TUTOR/INCLUSION	\$6,500.00	\$460.00	\$6,500.00	\$2,327.20	\$5,203.60
10E000 1224 1110 00 000000	CERT SALARIES/CROSS CAT	\$0.00	\$77,155.00	\$75,805.00	\$71,045.00	\$66,476.00
10E000 2130 1150 00 000000	ADMIN SALARIES/HEALTH SVCS	\$0.00	\$0.00	\$0.00	\$0.00	\$85,398.40
10E000 2330 1120 00 000000	EXTRA DUTY/SPEC ED SVCS	\$9,000.00	\$20,833.20	\$9,000.00	\$6,730.00	\$480.00
10E000 2330 1150 00 000000	ADMIN SALARIES/SPEC ED SVCS	\$289,314.32	\$277,587.50	\$277,587.50	\$265,000.00	\$284,492.32
10E000 2330 1160 00 000000	OFFICE SUP STAFF/SPEC ED SVCS	\$51,536.10	\$76,542.46	\$66,753.40	\$45,114.30	\$55,049.81
10E000 3100 1130 00 370507	AIDE SALARIES/COMM SVCS/PFA	\$27,422.85	\$0.00	\$0.00	\$0.00	\$0.00
10E000 1224 2113 00 000000	TRS/CROSS CAT	\$0.00	\$446.96	\$439.67	\$411.46	\$384.96
10E000 1224 2114 00 000000	THIS/CROSS CAT	\$0.00	\$516.21	\$507.89	\$475.38	\$444.72
10E000 2330 2100 00 000000	403B ADMIN/SPEC ED SVCS	\$23,500.00	\$22,760.84	\$23,000.00	\$22,499.98	\$0.00
10E000 2330 2110 00 000000	TRS ADMIN/SPEC ED SVCS	\$33,261.85	\$30,441.62	\$32,003.16	\$30,802.43	\$32,452.91
10E000 2330 2112 00 000000	THIS ADMIN/SPEC ED SVCS	\$3,326.19	\$2,970.50	\$3,200.32	\$2,843.43	\$3,521.05
10E000 2330 2113 00 000000	TRS/SPEC ED SVCS	\$2,143.54	\$2,035.23	\$2,062.43	\$1,871.39	\$1,816.03
10E000 2330 2114 00 000000	THIS/SPEC ED SVCS	\$2,476.16	\$2,351.10	\$2,382.46	\$2,161.94	\$2,098.05
10E000 1224 2210 00 000000	LIFE INS/CROSS CAT	\$0.00	\$63.12	\$63.12	\$60.49	\$63.12
10E000 1224 2220 00 000000	MEDICAL INS/CROSS CAT	\$0.00	\$28,032.48	\$28,032.48	\$25,275.26	\$23,723.64
10E000 1224 2230 00 000000	DENTAL INS/CROSS CAT	\$0.00	\$480.72	\$480.60	\$436.89	\$442.56
10E000 2130 2210 00 000000	EMP LIFE INS/HEALTH SVCS	\$0.00	\$0.00	\$0.00	\$0.00	\$457.92
10E000 2130 2220 00 000000	MEDICAL INS/HEALTH SVCS	\$0.00	\$0.00	\$0.00	\$0.00	\$0.00
10E000 2130 2230 00 000000	DENTAL INS/HEALTH SVCS	\$0.00	\$0.00	\$0.00	\$0.00	\$0.00
10E000 2330 2210 00 000000	LIFE INS/SPEC ED SVCS	\$1,529.52	\$1,619.66	\$1,561.08	\$1,398.82	\$1,566.37
10E000 2330 2220 00 000000	MEDICAL INS/SPEC ED SVCS	\$73,457.16	\$77,052.84	\$68,078.88	\$61,270.24	\$82,815.16
10E000 2330 2230 00 000000	DENTAL INS/SPEC ED SVCS	\$999.60	\$1,332.89	\$961.20	\$866.64	\$1,560.60
10E000 3100 2210 00 370507	LIFE INS/COMM SVCS/PFA	\$63.12	\$0.00	\$0.00	\$0.00	\$0.00
10E000 3100 2220 00 370507	MEDICAL INS/COMM SVCS/PFA	\$0.00	\$0.00	\$0.00	\$0.00	\$0.00
10E000 3100 2230 00 370507	DENTAL INS/COMM SVCS/PFA	\$499.80	\$0.00	\$0.00	\$0.00	\$0.00
10E000 1217 4100 00 000000	SUPPLIES/ELEM SELF-CONTAINED	\$2,500.00	\$2,708.14	\$2,677.00	\$1,607.39	\$0.00
10E000 1218 4100 00 000000	SUPPLIES/HADLEY SELF-CONTAINED	\$1,000.00	\$100.81	\$900.00	\$685.73	\$0.00
10E000 1219 4100 00 000000	SUPPLIES/EC SELF-CONTAINED	\$1,000.00	\$0.00	\$763.00	\$820.17	\$575.03



**Central Services Office**

ACCOUNT #	ACCOUNT NAME	BUDGET FY26	YTD FY25	BUDGET FY25	ACTUAL FY24	ACTUAL FY23
10E000 2520 1150 00 000000	ADMIN SALARIES/FISCAL SVCS	\$101,614.50	\$55,780.76	\$51,399.44	\$110,984.00	\$98,225.97
10E000 2520 1160 00 000000	OFFICE SUP STAFF/FISCAL SVCS	\$44,648.17	\$31,936.33	\$44,021.25	\$25,144.57	\$0.00
10E000 2520 1150 00 430000	ADMIN SALARIES/FISCAL SVCS/TIT	\$0.00	\$0.00	\$0.00	\$0.00	\$10,775.03
10E000 2520 1190 00 000000	EXEMPT SALARIES/FISCAL SVCS	\$114,901.80	\$158,421.59	\$138,855.21	\$133,820.01	\$126,642.62
40E000 2550 1190 00 000000	EXEMPT SALARIES/TRANSPORT	\$5,471.70	\$5,428.06	\$5,250.00	\$5,039.95	\$5,413.40
10E000 2510 2100 00 000000	403B ADMIN/FFO ADMIN	\$23,500.00	\$22,999.92	\$23,000.00	\$22,500.00	\$20,499.96
10E000 2510 2110 00 000000	TRS ADMIN/FFO ADMIN	\$24,415.28	\$21,852.23	\$23,035.00	\$22,546.09	\$20,719.85
10E000 2510 2112 00 000000	THIS ADMIN/FFO ADMIN	\$2,253.21	\$2,185.20	\$2,185.22	\$2,091.36	\$1,980.81
10E000 2510 2113 00 000000	TRS/FFO ADMIN	\$1,452.07	\$1,408.32	\$1,408.25	\$1,347.84	\$1,276.54
10E000 2510 2114 00 000000	THIS/FFO ADMIN	\$1,677.39	\$1,626.96	\$1,626.78	\$1,557.12	\$1,474.68
10E000 2510 2210 00 000000	LIFE INS/FFO ADMIN	\$814.80	\$814.80	\$814.80	\$814.80	\$814.80
10E000 2510 2220 00 000000	MEDICAL INS/FFO ADMIN	\$0.00	\$0.00	\$0.00	\$0.00	\$0.00
10E000 2510 2230 00 000000	DENTAL INS/FFO ADMIN	\$499.80	\$480.72	\$480.60	\$452.16	\$440.64
10E000 2520 2110 00 000000	TRS ADMIN/FISCAL SVCS	\$0.00	\$736.72	\$0.00	\$13,344.91	\$0.00
10E000 2520 2112 00 000000	THIS ADMIN/FISCAL SVCS	\$0.00	\$0.00	\$0.00	\$1,097.52	\$0.00
10E000 2520 2113 00 000000	TRS/FISCAL SVCS	\$0.00	\$0.00	\$0.00	\$707.51	\$0.00
10E000 2520 2114 00 000000	THIS/FISCAL SVCS	\$0.00	\$0.00	\$0.00	\$817.20	\$0.00
10E000 2520 2210 00 000000	LIFE INS/FISCAL SVCS	\$246.17	\$230.72	\$246.17	\$766.23	\$652.78
10E000 2520 2220 00 000000	MEDICAL INS/FISCAL SVCS	\$61,049.17	\$50,832.00	\$34,001.23	\$72,724.58	\$46,300.04
10E000 2520 2230 00 000000	DENTAL INS/FISCAL SVCS	\$1,949.22	\$1,756.70	\$432.54	\$1,710.76	\$1,270.32
10E000 2520 2210 00 430000	LIFE INS/FISCAL SVCS/TITLE I	\$0.00	\$0.00	\$0.00	\$0.00	\$58.56
10E000 2520 2220 00 430000	MEDICAL INS/FISCAL SVCS/TITLE	\$0.00	\$0.00	\$0.00	\$0.00	\$1,474.32
10E000 2520 2230 00 430000	DENTAL INS/FISCAL SVCS/TITLE I	\$0.00	\$0.00	\$0.00	\$0.00	\$44.16
40E000 2550 2210 00 000000	LIFE INS/TRANSPORT	\$6.31	\$5.98	\$6.31	\$5.72	\$6.24
40E000 2550 2220 00 000000	MEDICAL INS/TRANSPORT	\$3,024.71	\$2,686.40	\$2,803.25	\$2,012.36	\$962.88
40E000 2550 2230 00 000000	DENTAL INS/TRANSPORT	\$49.98	\$46.00	\$48.06	\$41.36	\$44.16
10E000 2310 3170 00 000000	AUDIT SERVICES/BOARD SVCS	\$38,000.00	\$31,700.00	\$35,500.00	\$19,800.00	\$29,400.00
10E000 2310 3801 00 000000	PROPERTY INSURANCE/BOARD SVCS	\$227,113.00	\$217,339.00	\$222,339.00	\$195,760.39	\$173,271.00
10E000 2310 3803 00 000000	WORK COMP INSURANCE/BOARD SVCS	\$208,008.00	\$190,760.00	\$190,760.00	\$177,640.00	\$177,798.00
10E000 2310 3806 00 000000	BOND PREM INSURANCE/BOARD SVCS	\$10,000.00	\$15,000.00	\$10,000.00	\$7,115.00	\$405.00
10E000 2310 3810 00 000000	STUDENT INSURANCE/BOARD SVCS	\$16,168.00	\$16,215.00	\$16,215.00	\$16,326.00	\$17,534.00
10E000 2510 3320 00 000000	CONF_MTG_WKSH/ FFO ADMIN	\$3,250.00	\$2,666.06	\$3,000.00	\$0.00	\$414.11
10E000 2510 6400 00 000000	DUES & FEES/FFO ADMIN	\$750.00	\$539.00	\$1,000.00	\$675.00	\$1,140.00
10E000 2520 3110 00 000000	CONTRACT SVCS/FISCAL SVCS	\$4,500.00	\$1,790.70	\$6,500.00	\$1,803.70	\$1,750.00
10E000 2520 3252 00 000000	POSTAGE LEASE/FISCAL SVCS	\$5,000.00	\$3,489.24	\$5,000.00	\$3,489.24	\$3,489.24
10E000 2520 3320 00 000000	CONF_MTG_WKSH/ FISCAL SVCS	\$3,500.00	\$1,977.88	\$3,500.00	\$349.57	\$449.00
10E000 2520 3410 00 000000	POSTAGE/FISCAL SVCS	\$7,250.00	\$6,447.10	\$7,000.00	\$6,344.41	\$6,143.17
10E000 2520 3500 00 000000	LEGAL NOTICES/FISCAL SVCS	\$1,200.00	\$653.00	\$2,000.00	\$859.98	\$1,161.68
10E000 2520 4100 00 000000	SUPPLIES/FISCAL SVCS	\$7,000.00	\$3,222.14	\$8,000.00	\$5,916.68	\$5,297.20
10E000 2520 4190 00 000000	SMALL EQUIP/FISCAL SVCS	\$500.00	\$0.00	\$500.00	\$0.00	\$295.98
10E000 2520 5500 00 000000	EQUIPMENT/FISCAL SVCS	\$750.00	\$0.00	\$750.00	\$0.00	\$0.00
10E000 2520 6400 00 000000	DUES & FEES/FISCAL SVCS	\$2,100.00	\$22,770.62	\$2,100.00	\$2,074.60	\$490.00
10E000 2520 6410 00 000000	BANK FEES/FISCAL SVCS	\$5,000.00	\$3,741.72	\$6,000.00	\$2,018.51	\$5,114.83
10E000 2560 3150 00 000000	FOOD MANAGEMENT FEES/FOOD SVCS	\$950,000.00	\$872,786.50	\$910,000.00	\$787,821.64	\$847,622.22
10E000 2560 3254 00 000000	EQUIPMENT LEASES/FOOD SVCS	\$0.00	\$0.00	\$0.00	\$0.00	\$0.00
10E000 2560 3330 00 000000	CONTRACT TRAVEL/FOOD SVCS	\$0.00	\$0.00	\$500.00	\$0.00	\$0.00
10E000 2560 4100 00 000000	SUPPLIES/FOOD SVCS	\$2,500.00	\$1,888.29	\$2,500.00	\$2,104.63	\$144.49
10E000 2560 5500 00 000000	EQUIPMENT/FOOD SVCS	\$30,000.00	\$0.00	\$25,000.00	\$13,950.00	\$0.00
10E000 2560 6400 00 000000	DUES & FEES/FOOD SVCS	\$4,000.00	\$3,716.00	\$4,000.00	\$3,627.00	\$3,125.00
10E000 2574 3600 00 000000	PRINTING/INTERNAL SVCS	\$0.00	\$0.00	\$0.00	\$0.00	\$0.00
		\$0.00	\$0.00	\$0.00	\$0.00	\$0.00
		\$0.00	\$0.00	\$0.00	\$0.00	\$0.00
		\$0.00	\$0.00	\$0.00	\$0.00	\$0.00
	182	\$0.00	\$0.00	\$0.00	\$0.00	\$0.00
		\$0.00	\$0.00	\$0.00	\$0.00	\$0.00
2510 & 2520	Subtotal-Fiscal Services	\$2,118,487.53	\$1,953,881.92	\$1,989,728.37	\$1,856,176.40	\$1,794,959.07

**Central Services Office**

ACCOUNT #	ACCOUNT NAME	BUDGET FY26	YTD FY25	BUDGET FY25	ACTUAL FY24	ACTUAL FY23
<b>Communications</b>						
10E000 2630 1150 00 000000	ADMIN SALARIES/COMMUNICATIONS	\$151,694.73	\$145,546.07	\$145,546.07	\$138,946.13	\$132,962.83
10E000 2630 1190 00 000000	EXEMPT SALARIES/COMMUNICATIONS	\$97,174.15	\$93,743.60	\$93,243.60	\$89,203.43	\$87,766.92
10E000 2630 2210 00 000000	LIFE INS/COMMUNICATIONS	\$785.28	\$854.16	\$785.28	\$793.68	\$785.28
10E000 2630 2220 00 000000	MEDICAL INS/COMMUNICATIONS	\$64,506.12	\$60,289.68	\$60,289.68	\$41,621.28	\$37,624.80
10E000 2630 2230 00 000000	DENTAL INS/COMMUNICATIONS	\$999.60	\$961.44	\$961.20	\$904.32	\$881.28
10E000 2630 3140 00 000000	PURCH SVCS/COMMUNICATIONS	\$3,500.00	\$2,559.00	\$3,500.00	\$115.97	\$3,233.19
10E000 2630 3320 00 000000	CONF_MTG_WKSHP/COMMUNICATIONS	\$2,150.00	\$1,675.00	\$2,250.00	\$1,963.45	\$1,063.69
10E000 2630 3610 00 000000	PUBLICATIONS/COMMUNICATIONS	\$60,000.00	\$47,710.91	\$47,719.01	\$27,467.20	\$25,337.23
10E000 2630 4100 00 000000	SUPPLIES/COMMUNICATIONS	\$2,500.00	\$1,020.00	\$1,030.99	\$5,467.28	\$4,262.51
10E000 2630 4190 00 000000	SMALL EQUIP/INFO SVCS	\$0.00	\$0.00	\$500.00	\$0.00	\$0.00
10E000 2630 4700 00 000000	SOFTWARE/COMMUNICATIONS	\$0.00	\$0.00	\$0.00	\$0.00	\$0.00
10E000 2630 6400 00 000000	DUES & FEES/COMMUNICATIONS	\$2,500.00	\$2,375.00	\$2,500.00	\$2,123.12	\$2,005.00
		\$0.00	\$0.00	\$0.00	\$0.00	\$0.00
		\$0.00	\$0.00	\$0.00	\$0.00	\$0.00
<b>2630</b>	<b>Subtotal-Communications</b>	<b>\$385,809.88</b>	<b>\$356,734.86</b>	<b>\$358,325.83</b>	<b>\$308,605.86</b>	<b>\$295,922.73</b>
<b>Human Resources</b>						
10E000 2640 1110 00 110000	CERT SALARIES/HR/RETIRE INCENT	\$89,750.00	\$112,888.14	\$107,500.00	\$192,064.89	\$91,650.00
10E000 2640 1150 00 000000	ADMIN SALARIES/HR	\$188,245.33	\$180,615.15	\$180,615.15	\$172,424.97	\$165,000.00
10E000 2640 1190 00 000000	EXEMPT SALARIES/HR	\$152,821.50	\$146,536.54	\$146,236.54	\$139,673.70	\$129,486.73
10E000 2640 2110 00 000000	TRS ADMIN/HR	\$20,941.84	\$18,599.67	\$20,137.76	\$19,421.43	\$18,476.69
10E000 2640 2112 00 000000	THIS ADMIN/HR	\$2,094.18	\$1,786.32	\$2,013.78	\$1,705.20	\$1,985.44
10E000 2640 2113 00 000000	TRS/HR	\$1,349.59	\$1,151.28	\$1,297.77	\$1,160.64	\$1,051.68
10E000 2640 2114 00 000000	THIS/HR	\$1,559.00	\$1,329.84	\$1,499.14	\$1,279.71	\$1,214.88
10E000 2640 2210 00 000000	LIFE INS/HR	\$941.04	\$941.04	\$941.04	\$930.52	\$935.78
10E000 2640 2220 00 000000	MEDICAL INS/HR	\$78,684.24	\$73,266.96	\$73,266.84	\$65,078.56	\$48,297.41
10E000 2640 2230 00 000000	DENTAL INS/HR	\$1,499.40	\$1,442.16	\$1,441.80	\$1,281.12	\$1,358.64
10E000 1100 3330 00 000000	CONTRACT TRAVEL/GEN INST	\$3,000.00	\$2,773.80	\$2,000.00	\$2,063.25	\$1,687.50
10E000 1220 3330 00 000000	CONTRACT TRAVEL/INCLUSION	\$0.00	\$0.00	\$0.00	\$0.00	\$0.00
10E000 1800 3330 00 000000	CONTRACT TRAVEL/ESL	\$0.00	\$0.00	\$0.00	\$0.00	\$209.46
10E000 2110 3330 00 000000	CONTRACT TRAVEL/SOCIAL WORK	\$0.00	\$120.60	\$0.00	\$58.95	\$112.50
10E000 2130 3330 00 000000	CONTRACT TRAVEL/HEALTH SVCS	\$0.00	\$347.06	\$0.00	\$0.00	\$0.00
10E000 2140 3330 00 000000	CONTRACT TRAVEL/PSYCH	\$0.00	\$0.00	\$0.00	\$0.00	\$0.00
10E000 2212 1121 00 000000	COLLABORATION/CURR DEVELOP	\$65,000.00	\$64,040.00	\$60,000.00	\$66,030.00	\$42,420.00
10E000 2213 3140 00 493200	PURCH SVCS/STAFF DEV/TITLE 2	\$17,559.00	\$91,017.42	\$60,139.00	\$137,682.36	\$61,559.16
10E000 2213 3320 00 430000	CONF_MTG_WKSHP/TITLE I	\$0.00	\$0.00	\$0.00	\$0.00	\$0.00
10E000 2310 3804 00 000000	UNEMPLOY INSURANCE/BOARD SVCS	\$7,500.00	\$11,449.67	\$8,500.00	\$3,111.90	\$0.00
10E000 2310 4130 00 000000	RECOG EVENT MTLs/BOARD SVCS	\$12,500.00	\$393.81	\$12,500.00	\$10,916.72	\$6,919.72
10E000 2640 3140 00 000000	PURCH SVCS/HR	\$55,000.00	\$55,515.87	\$56,000.00	\$49,754.95	\$33,837.16
10E000 2640 3320 00 000000	CONF_MTG_WKSHP/HR	\$7,000.00	\$6,846.67	\$7,000.00	\$2,823.97	\$5,169.11
10E000 2640 3501 00 000000	ADVERTISEMENTS/HR	\$500.00	\$0.00	\$500.00	\$0.00	\$0.00
10E000 2640 4100 00 000000	SUPPLIES/HR	\$13,500.00	\$11,870.11	\$13,500.00	\$11,504.00	\$13,584.11
10E000 2640 4100 05 000000	SUPPLIES/WELLNESS/HR	\$25,000.00	\$26,135.39	\$20,000.00	\$10,689.50	\$10,000.00
10E000 2640 4190 00 000000	SMALL EQUIP/HR	\$200.00	\$0.00	\$400.00	\$317.98	\$0.00
10E000 2640 6400 00 000000	DUES & FEES/HR	\$1,000.00	\$829.02	\$1,000.00	\$378.48	\$455.00
10E000 2640 6420 00 000000	BACKGROUND CHECK FEES/HR	\$3,000.00	\$1,847.75	\$6,500.00	\$1,399.75	\$5,651.50
10E300 3000 4100 00 493200	SUPPLIES/COMM SVCS/TITLE 2	\$0.00	\$0.00	\$0.00	\$0.00	\$0.00
		\$0.00	\$0.00	\$0.00	\$0.00	\$0.00
		\$0.00	\$0.00	\$0.00	\$0.00	\$0.00
<b>2640</b>	<b>Subtotal-Human Resources</b>	<b>\$748,645.13</b>	<b>\$811,744.27</b>	<b>\$782,988.82</b>	<b>\$891,752.55</b>	<b>\$641,062.47</b>
<b>Technology Services</b>						
10E000 2660 1150 00 000000	ADMIN SALARIES/TECH SVCS	\$316,236.00	\$309,312.97	\$309,312.97	\$295,286.85	\$285,071.20
10E000 2660 1190 00 000000	EXEMPT SALARIES/TECH SVCS	\$62,536.50	\$60,003.87	\$58,153.93	\$48,314.05	\$62,374.06

**Central Services Office**

ACCOUNT #	ACCOUNT NAME	BUDGET FY26	YTD FY25	BUDGET FY25	ACTUAL FY24	ACTUAL FY23
10E000 2660 1291 00 000000	SUMMER WORKERS/TECH SVCS	\$12,000.00	\$10,501.50	\$12,000.00	\$11,713.44	\$8,184.00
10E000 2660 2110 00 000000	TRS ADMIN/TECH	\$15,379.12	\$13,846.23	\$15,384.20	\$14,883.52	\$14,134.12
10E000 2660 2112 00 000000	THIS ADMIN/TECH	\$1,537.91	\$1,310.88	\$1,538.42	\$1,251.60	\$1,551.29
10E000 2660 2113 00 000000	TRS/TECH	\$991.10	\$844.80	\$991.43	\$806.64	\$771.84
10E000 2660 2114 00 000000	THIS/TECH	\$1,144.89	\$976.07	\$1,145.27	\$931.68	\$891.60
10E000 2660 2210 00 000000	LIFE INS/TECH SVCS	\$1,601.04	\$1,743.61	\$1,601.04	\$1,599.83	\$1,601.04
10E000 2660 2220 00 000000	MEDICAL INS/TECH SVCS	\$79,298.16	\$80,452.86	\$53,588.16	\$57,492.17	\$54,226.08
10E000 2660 2230 00 000000	DENTAL INS/TECH SVCS	\$1,999.20	\$1,902.85	\$1,441.80	\$1,676.76	\$1,762.56
10E000 2660 3110 00 000000	CONTRACT SVCS/TECH SVCS	\$90,000.00	\$58,512.72	\$90,000.00	\$4,159.80	\$15,510.15
10E000 2660 3140 00 000000	PURCH SVCS/TECH SVCS	\$10,000.00	\$7,495.00	\$25,000.00	\$1,961.25	\$24,138.58
10E000 2660 3230 00 000000	EQUIP REPAIR/TECH SVCS	\$60,000.00	\$59,558.00	\$67,000.00	\$23,153.00	\$43,699.57
10E000 2660 3254 00 000000	TECH EQUIP LEASE/TECH SVCS	\$57,570.00	\$41,069.03	\$43,250.00	\$57,786.44	\$263,116.19
10E000 2660 3258 00 000000	COPIER_PRINTER/TECH SVCS	\$95,000.00	\$75,156.86	\$85,000.00	\$93,225.69	\$53,875.31
10E000 2660 3330 00 000000	CONTRACT TRAVEL/TECH SVCS	\$3,500.00	\$1,886.91	\$3,500.00	\$1,926.94	\$1,379.32
10E000 2660 3320 00 000000	CONF_MTG_WKSHP/TECH SVCS	\$1,000.00	\$0.00	\$1,000.00	\$758.00	\$0.00
10E000 2660 4100 00 000000	SUPPLIES/TECH SVCS	\$7,500.00	\$6,155.81	\$7,500.00	\$7,170.59	\$2,404.45
10E000 2660 4190 00 000000	SMALL EQUIP/TECH SVCS	\$525,000.00	\$124,833.31	\$503,000.00	\$110,112.26	\$19,949.10
10E000 2660 4190 00 499800	SMALL EQUIP/TECH SVCS/ESSER	\$0.00	\$175,540.00	\$175,540.00	\$175,344.10	\$939,294.00
10E000 2660 4700 00 000000	SOFTWARE/TECH SVCS	\$1,265,000.00	\$920,753.57	\$920,000.00	\$759,047.21	\$718,608.81
10E000 2660 4700 00 499800	SOFTWARE/TECH SVCS/ESSER	\$0.00	\$0.00	\$0.00	\$0.00	\$21,589.19
10E000 2660 5500 00 000000	EQUIPMENT/TECH SVCS	\$830,000.00	\$237,531.88	\$890,000.00	\$633,307.56	\$127,903.19
10E000 2660 6400 00 000000	DUES & FEES/TECH SVCS	\$3,000.00	\$2,431.00	\$3,000.00	\$1,035.00	\$2,611.00
		\$0.00	\$0.00	\$0.00	\$0.00	\$0.00
		\$0.00	\$0.00	\$0.00	\$0.00	\$0.00
<b>2660</b>	<b>Subtotal-Technology Services</b>	<b>\$3,440,293.92</b>	<b>\$2,191,819.73</b>	<b>\$3,268,947.22</b>	<b>\$2,302,944.38</b>	<b>\$2,664,646.65</b>
<b>Buildings and Grounds</b>						
20E000 2540 1150 00 000000	ADMIN SALARIES/O&M	\$158,304.06	\$155,669.78	\$151,887.50	\$145,000.00	\$121,794.48
20E000 2540 1180 00 000000	CUSTODIAL SALARIES/O&M	\$297,833.35	\$285,843.84	\$285,299.25	\$256,566.28	\$227,649.95
20E000 2540 1291 00 000000	SUMMER WORKERS/O&M	\$18,000.00	\$18,778.41	\$18,000.00	\$11,076.10	\$1,211.20
20E000 2540 2210 00 000000	LIFE INS/O&M	\$911.28	\$1,020.22	\$911.28	\$909.28	\$873.36
20E000 2540 2220 00 000000	MEDICAL INS/O&M	\$44,089.01	\$50,519.28	\$41,409.60	\$38,310.96	\$34,728.96
20E000 2540 2230 00 000000	DENTAL INS/O&M	\$1,699.32	\$2,045.52	\$2,114.64	\$1,561.24	\$1,498.08
10E000 2540 3400 00 000000	TELEPHONE SVCS/O&M	\$27,500.00	\$15,175.00	\$32,000.00	\$15,750.00	\$16,750.00
20E000 2540 3201 00 000000	HVAC REPAIRS/O&M	\$120,000.00	\$100,070.16	\$120,000.00	\$89,888.52	\$109,266.30
20E000 2540 3202 00 000000	ELECTRICAL REPAIRS/O&M	\$6,500.00	\$5,999.80	\$6,000.00	\$4,911.26	\$945.00
20E000 2540 3203 00 000000	PLUMBING REPAIRS/O&M	\$17,000.00	\$16,254.42	\$17,000.00	\$6,692.71	\$9,986.01
20E000 2540 3210 00 000000	DISPOSAL SERVICES/O&M	\$60,000.00	\$57,092.94	\$50,000.00	\$44,524.77	\$46,316.14
20E000 2540 3220 00 000000	CONTRACT MAINTENANCE/O&M	\$635,000.00	\$645,080.70	\$620,000.00	\$557,749.45	\$565,857.72
20E000 2540 3221 00 000000	LAUNDRY SERVICES/O&M	\$16,000.00	\$15,053.36	\$13,000.00	\$11,332.63	\$9,941.06
20E000 2540 3230 00 000000	EQUIP REPAIR/O&M	\$6,500.00	\$6,310.31	\$6,000.00	\$2,123.05	\$7,444.58
20E000 2540 3231 00 000000	SYSTEMS REPAIR/O&M	\$20,000.00	\$18,663.66	\$15,000.00	\$9,036.26	\$14,283.01
20E000 2540 3232 00 000000	VEHICLE REPAIRS/O&M	\$5,000.00	\$4,641.61	\$5,000.00	\$4,787.87	\$2,987.75
20E000 2540 3240 00 000000	ARCHITECT_ENGINEER FEES/O&M	\$45,000.00	\$18,947.98	\$45,000.00	\$784.15	\$82,724.59
20E000 2540 3257 00 000000	STORAGE LEASE/O&M	\$26,000.00	\$23,942.00	\$24,000.00	\$21,892.00	\$19,732.00
20E000 2540 3260 00 000000	TESTING & INSPECTIONS/O&M	\$12,000.00	\$10,283.04	\$8,500.00	\$6,715.09	\$9,213.41
20E000 2540 3320 00 000000	CONF_MTG_WKSHP/O&M	\$500.00	\$0.00	\$500.00	\$0.00	\$0.00
20E000 2540 3400 00 000000	TELEPHONE SVCS/O&M	\$170,000.00	\$166,365.98	\$185,000.00	\$186,746.23	\$173,646.86
20E000 2540 3700 00 000000	WATER_SEWER SERVICES/O&M	\$65,000.00	\$59,906.68	\$52,500.00	\$48,803.52	\$44,857.46
20E000 2540 4100 00 000000	SUPPLIES/O&M	\$95,000.00	\$89,438.69	\$95,000.00	\$94,487.70	\$86,471.16
20E000 2540 4160 00 000000	CUSTODIAL SUPPLIES/O&M	\$165,000.00	\$155,468.83	\$165,000.00	\$123,772.59	\$161,609.22
20E000 2540 4190 00 000000	SMALL EQUIP/O&M	\$30,000.00	\$22,337.04	\$30,000.00	\$2,386.95	\$15,572.73
20E000 2540 4640 00 000000	GASOLINE/O&M	\$14,000.00	\$9,611.24	\$14,000.00	\$11,643.43	\$12,847.26
20E000 2540 4650 00 000000	NATURAL GAS/O&M	\$115,000.00	\$103,895.49	\$105,000.00	\$73,980.15	\$87,484.00

184

**Central Services Office**

ACCOUNT #	ACCOUNT NAME	BUDGET FY26	YTD FY25	BUDGET FY25	ACTUAL FY24	ACTUAL FY23
20E000 2540 4660 00 000000	ELECTRICITY/O&M	\$425,000.00	\$393,064.01	\$325,000.00	\$313,347.18	\$240,613.95
20E000 2540 5500 00 000000	EQUIPMENT/O&M	\$35,000.00	\$22,822.50	\$50,000.00	\$48,141.51	\$51,259.60
20E000 2540 5510 00 000000	VEHICLES/O&M	\$0.00	\$0.00	\$0.00	\$0.00	\$44,825.24
20E000 2560 3230 00 000000	EQUIP REPAIR/FOOD SVCS	\$9,000.00	\$13,737.97	\$9,000.00	\$8,301.70	\$3,995.52
20E000 2560 4190 00 000000	SMALL EQUIP/FOOD SVCS	\$0.00	\$0.00	\$0.00	\$0.00	\$126.86
20E000 2560 5500 00 000000	EQUIPMENT/FOOD SVCS	\$15,000.00	\$13,413.72	\$15,000.00	\$765.03	\$8,931.57
20E001 2540 4190 00 000000	SMALL EQUIP/CSO/O&M	\$12,500.00	\$5,615.36	\$15,000.00	\$2,565.82	\$16,492.96
20E001 2540 5300 00 000000	BUILDING IMPROVEMENTS/CSO/O&M	\$25,000.00	\$24,948.24	\$25,000.00	\$21,274.27	\$16,683.77
20E001 2540 5400 00 000000	SITE IMPROVEMENTS/CSO/O&M	\$3,000.00	\$0.00	\$3,000.00	\$9,250.00	\$0.00
20E001 2540 5500 00 000000	EQUIPMENT/CSO/O&M	\$25,000.00	\$12,670.60	\$15,000.00	\$31,093.43	\$30,239.42
20E100 2540 4190 00 000000	SMALL EQUIP/LINCOLN/O&M	\$5,000.00	\$5,064.00	\$5,000.00	\$2,275.94	\$1,535.90
20E100 2540 5300 00 000000	BUILDING IMPROVEMENTS/LINCOLN	\$160,000.00	\$54,909.08	\$55,000.00	\$33,466.97	\$21,253.66
20E100 2540 5400 00 000000	SITE IMPROVEMENTS/LINCOLN/O&M	\$2,500.00	\$2,500.00	\$2,500.00	\$2,280.00	\$0.00
20E100 2540 5500 00 000000	EQUIPMENT/LINCOLN/O&M	\$45,000.00	\$43,297.00	\$45,000.00	\$26,653.73	\$21,327.00
20E110 2540 4190 00 000000	SMALL EQUIP/FRANKLIN/O&M	\$12,500.00	\$11,778.02	\$12,500.00	\$0.00	\$10,540.74
20E110 2540 5300 00 000000	BUILDING IMPROVEMENTS/FRANKLIN	\$55,000.00	\$44,412.27	\$55,000.00	\$24,694.85	\$4,367.65
20E110 2540 5400 00 000000	SITE IMPROVEMENTS/FRANKLIN/O&M	\$2,500.00	\$2,500.00	\$2,500.00	\$0.00	\$0.00
20E110 2540 5500 00 000000	EQUIPMENT/FRANKLIN/O&M	\$35,000.00	\$28,872.68	\$35,000.00	\$16,830.36	\$4,647.50
20E120 2540 4190 00 000000	SMALL EQUIP/CHURCHILL/O&M	\$5,000.00	\$4,999.60	\$5,000.00	\$1,344.00	\$660.52
20E120 2540 5300 00 000000	BUILDING IMPROVEMENTS/CHURCHIL	\$55,000.00	\$38,730.91	\$75,000.00	\$54,637.34	\$5,595.00
20E120 2540 5400 00 000000	SITE IMPROVEMENTS/CHURCHILL	\$15,000.00	\$8,365.00	\$15,000.00	\$1,406.25	\$362.00
20E120 2540 5500 00 000000	EQUIPMENT/CHURCHILL/O&M	\$45,000.00	\$43,231.97	\$45,000.00	\$28,254.01	\$19,354.27
20E130 2540 4190 00 000000	SMALL EQUIP/FOREST GLEN/O&M	\$11,500.00	\$5,510.81	\$11,500.00	\$0.00	\$9,632.61
20E130 2540 5300 00 000000	BUILDING IMPROVEMENTS/FOREST G	\$35,000.00	\$23,018.30	\$40,000.00	\$15,617.36	\$44,999.34
20E130 2540 5400 00 000000	SITE IMPROVEMENTS/FOREST GLEN	\$2,500.00	\$0.00	\$2,500.00	\$0.00	\$0.00
20E130 2540 5500 00 000000	EQUIPMENT/FOREST GLEN/O&M	\$35,000.00	\$32,527.89	\$35,000.00	\$10,048.55	\$9,718.60
20E140 2540 4190 00 000000	SMALL EQUIP/K CENTER/O&M	\$20,000.00	\$0.00	\$0.00	\$0.00	\$0.00
20E140 2540 5300 00 000000	BUILDING IMPROVEMENTS/K CENTER	\$25,000.00	\$0.00	\$0.00	\$0.00	\$0.00
20E140 2540 5400 00 000000	SITE IMPROVEMENTS/K CENTER	\$5,000.00	\$0.00	\$0.00	\$0.00	\$0.00
20E140 2540 5500 00 000000	EQUIPMENT/K CENTER/O&M	\$75,000.00	\$0.00	\$0.00	\$0.00	\$0.00
20E200 2540 4190 00 000000	SMALL EQUIP/HADLEY/O&M	\$10,000.00	\$9,999.48	\$10,000.00	\$9,979.96	\$9,999.68
20E200 2540 5300 00 000000	BUILDING IMPROVEMENTS/HADLEY	\$70,000.00	\$64,999.89	\$65,000.00	\$59,036.66	\$55,706.45
20E200 2540 5400 00 000000	SITE IMPROVEMENTS/HADLEY/O&M	\$2,000.00	\$2,000.00	\$2,000.00	\$2,000.00	\$0.00
20E200 2540 5500 00 000000	EQUIPMENT/HADLEY/O&M	\$85,000.00	\$137,737.27	\$85,000.00	\$48,682.90	\$39,102.37
		\$0.00	\$0.00	\$0.00	\$0.00	\$0.00
<b>2540</b>	<b>Subtotal-B&amp;G</b>	<b>\$3,534,837.02</b>	<b>\$3,109,142.55</b>	<b>\$3,168,622.27</b>	<b>\$2,543,330.01</b>	<b>\$2,537,664.47</b>
<b>Debt Service</b>						
30E000 5220 3191 00 000000	BOND SERVICE FEES/GENERAL BOND	\$1,000.00	\$450.00	\$1,000.00	\$900.00	\$450.00
30E000 5220 6200 00 000000	BOND INTEREST/GENERAL BOND	\$602,412.00	\$958,618.78	\$657,412.00	\$709,912.52	\$759,912.52
30E000 5320 6100 00 000000	BOND PRINCIPAL/GENERAL BOND	\$1,155,000.00	\$1,100,000.00	\$1,100,000.00	\$1,050,000.00	\$1,000,000.00
30E000 5375 5350 00 000000	CAPITAL PROJECT LEASE/INTEREST	\$88,163.63	\$109,876.60	\$119,876.66	\$130,529.36	\$150,162.04
30E000 5380 5350 00 000000	CAPITAL PROJECT LEASE/PRINCIPA	\$557,000.00	\$530,000.00	\$530,000.00	\$504,000.00	\$479,000.00
		\$0.00	\$0.00	\$0.00	\$0.00	\$0.00
	<b>Subtotal-Debt Service</b>	<b>\$2,403,575.63</b>	<b>\$2,698,945.38</b>	<b>\$2,408,288.66</b>	<b>\$2,395,341.88</b>	<b>\$2,389,524.56</b>
<b>Transportation</b>						
40E000 2550 3310 00 000000	REG TRANSPORTATION/TRANSPORT	\$2,172,000.00	\$1,668,253.13	\$1,407,267.00	\$1,216,307.49	\$1,225,295.72
40E000 2550 3310 00 370507	REG TRANSPORTATION/PFA	\$141,394.00	\$133,098.90	\$120,999.00	\$115,786.00	\$26,684.00
40E000 2550 3310 00 389400	REG TRANSPORTATION/HOMELESS	\$85,000.00	\$111,518.67	\$110,000.00	\$30,708.00	\$22,237.48
40E000 2550 3310 00 430000	REG TRANSPORTATION/TITLE 1	\$7,185.00	\$4,584.00	\$4,168.00	\$820.00	\$0.00
40E000 2550 3310 00 490900	REG TRANSPORTATION/LIPLEP	\$0.00	\$0.00	\$0.00	\$0.00	\$0.00
40E000 2550 3313 00 000000	FIELD TRIPS/TRANSPORT	\$0.00	\$0.00	\$0.00	\$0.00	\$239.55
40E000 2550 3313 00 490900	FIELD TRIPS/TRANSPORT/LIPLEP	\$0.00	\$0.00	\$0.00	\$0.00	\$0.00
40E000 2550 3315 00 000000	SPED TRANSPORTATION/TRANSPORT	\$1,750,000.00	\$1,756,914.33	\$1,529,560.00	\$1,285,343.65	\$1,278,037.27

**Central Services Office**

ACCOUNT #	ACCOUNT NAME	BUDGET FY26	YTD FY25	BUDGET FY25	ACTUAL FY24	ACTUAL FY23
40E000 2550 3317 00 000000	REG TRANS - CHOICE/TRANSPORT	\$0.00	\$0.00	\$0.00	\$0.00	\$0.00
40E000 3500 3140 00 474000	PURCH SVCS/IEP GRANT	\$0.00	\$0.00	\$0.00	\$0.00	\$0.00
40E000 1600 3310 00 499800	REG TRANSPORTATION/SUMMER SCHO	\$0.00	\$0.00	\$0.00	\$0.00	\$0.00
		\$0.00	\$0.00	\$0.00	\$0.00	\$0.00
	<b>Subtotal-Transportation</b>	<b>\$4,155,579.00</b>	<b>\$3,674,369.03</b>	<b>\$3,171,994.00</b>	<b>\$2,648,965.14</b>	<b>\$2,552,494.02</b>
<b>Capital Projects</b>						
60E000 2530 5200 00 000000	LAND ACQUISITION	\$0.00	\$1,335,305.80	\$1,448,556.00	\$6,400.00	\$3,063,500.00
60E000 2540 5300 00 000000	BUILDING IMPROVEMENTS/DISTRICT	\$24,800.00	\$0.00	\$0.00	\$0.00	\$0.00
60E100 2540 3140 00 000000	PURCH SVCS/LINCOLN/O&M	\$0.00	\$0.00	\$0.00	\$0.00	\$0.00
60E100 2540 5300 00 000000	BUILDING IMPROVEMENTS/LINCOLN	\$48,992.00	\$0.00	\$0.00	\$0.00	\$232,987.00
60E100 2540 5400 00 000000	SITE IMPROVEMENTS/LINCOLN	\$0.00	\$0.00	\$0.00	\$0.00	\$0.00
60E110 2540 3140 00 000000	PURCH SVCS/FRANKLIN/O&M	\$0.00	\$0.00	\$0.00	\$0.00	\$0.00
60E110 2540 5300 00 000000	BUILDING IMPROVEMENTS/FRANKLIN	\$0.00	\$0.00	\$0.00	\$0.00	\$0.00
60E110 2540 5400 00 000000	SITE IMPROVEMENTS/FRANKLIN	\$0.00	\$0.00	\$0.00	\$0.00	\$0.00
60E120 2540 3140 00 000000	PURCH SVCS/CHURCHILL/O&M	\$888,094.00	\$2,101,254.98	\$1,908,627.00	\$1,310,460.81	\$0.00
60E120 2540 4100 00 000000	SUPPLIES/CHURCHILL/O&M	\$180,800.00	\$1,115,828.27	\$950,000.00	\$0.00	\$0.00
60E120 2540 5300 00 000000	BUILDING IMPROVEMENTS/CHURCHIL	\$6,416,965.00	\$15,064,311.28	\$21,681,000.00	\$0.00	\$0.00
60E120 2540 5400 00 000000	SITE IMPROVEMENTS/CHURCHILL	\$0.00	\$0.00	\$0.00	\$0.00	\$0.00
60E120 2540 5500 00 000000	EQUIPMENT/CHURCHILL	\$0.00	\$267,011.61	\$250,000.00	\$0.00	\$0.00
60E130 2540 3140 00 000000	PURCH SVCS/FOREST GLEN/O&M	\$0.00	\$0.00	\$0.00	\$0.00	\$0.00
60E130 2540 5300 00 000000	BUILDING IMPROVEMENTS/FOREST G	\$1,670,100.00	\$806,781.00	\$806,781.00	\$67,500.00	\$1,220,601.01
60E130 2540 5400 00 000000	SITE IMPROVEMENTS/FOREST GLEN	\$0.00	\$0.00	\$0.00	\$0.00	\$0.00
60E200 2540 3140 00 000000	PURCH SVCS/HADLEY/O&M	\$0.00	\$0.00	\$0.00	\$0.00	\$0.00
60E200 2540 5300 00 000000	BUILDING IMPROVEMENTS/HADLEY	\$16,158.00	\$493,155.99	\$493,156.00	\$2,175,960.84	\$611,748.77
		\$0.00	\$0.00	\$0.00	\$0.00	\$0.00
		\$0.00	\$0.00	\$0.00	\$0.00	\$0.00
	<b>Subtotal-Capital Projects</b>	<b>\$9,245,909.00</b>	<b>\$21,183,648.93</b>	<b>\$27,538,120.00</b>	<b>\$3,560,321.65</b>	<b>\$5,128,836.78</b>
<b>Referendum Projects</b>						
61E000 2540 3240 00 000000	ARCHITECT ENGINEER FEES/O&M	\$0.00	\$0.00	\$0.00	\$0.00	\$0.00
61E000 2540 4100 00 000000	SUPPLIES/O&M	\$0.00	\$0.00	\$0.00	\$0.00	\$0.00
61E000 2540 5300 00 000000	BUILDING IMPROVEMENTS/O&M	\$0.00	\$0.00	\$0.00	\$0.00	\$0.00
61E000 2540 5500 00 000000	EQUIPMENT/O&M	\$0.00	\$0.00	\$0.00	\$0.00	\$0.00
		\$0.00	\$0.00	\$0.00	\$0.00	\$0.00
		\$0.00	\$0.00	\$0.00	\$0.00	\$0.00
	<b>Subtotal-Capital Projects</b>	<b>\$0.00</b>	<b>\$0.00</b>	<b>\$0.00</b>	<b>\$0.00</b>	<b>\$0.00</b>
<b>Other Expenses - (Mostly Grants)</b>						
10E000 1100 1200 00 000000	SUB SALARIES/GEN INST	\$13,750.00	\$29,822.68	\$13,750.00	\$5,641.00	\$12,122.76
10E000 1100 3000 00 430000	PURCHASED SVCS/TITLE I	\$0.00	\$0.00	\$0.00	\$0.00	\$0.00
10E000 1100 3140 00 430000	PURCH SVCS/GEN INST/TITLE I	\$500.00	\$0.00	\$500.00	\$0.00	\$0.00
10E000 1100 4100 00 370507	SUPPLIES/GEN INST/PFA GRANT	\$35,000.00	\$16,862.38	\$30,000.00	\$5,046.77	\$4,973.64
10E000 1100 4100 00 430000	SUPPLIES/GEN INST/TITLE I	\$4,000.00	\$5,236.45	\$4,000.00	\$3,862.97	\$0.00
10E000 1100 4190 00 430000	SMALL EQUIP/GEN INST/TITLE I	\$0.00	\$0.00	\$0.00	\$0.00	\$0.00
10E000 1125 4100 00 460000	SUPPLIES/PRE-K RISK/IDEA PRE-K	\$8,000.00	\$9,018.87	\$10,000.00	\$16,322.35	\$11,157.97
10E000 1251 4100 00 430000	SUPPLIES/TITLE I	\$10,781.00	\$4,588.30	\$13,924.00	\$341.30	\$0.00
10E000 1800 4100 03 430000	SUPPLIES/ESL/TECH/TITLE I	\$14,000.00	\$11,475.00	\$13,500.00	\$5,861.85	\$0.00
10E000 1912 6700 00 000000	TUITION PAYABLE/SPED PRIVATE	\$1,500,000.00	\$1,512,983.12	\$1,305,000.00	\$1,236,464.42	\$927,387.87
10E000 2110 3140 00 493200	PURCH SVCS/SOCIAL WORK/TITLE 2	\$0.00	\$0.00	\$0.00	\$0.00	\$0.00
10E000 2130 3140 00 462000	PURCH SVCS/HEALTH SVCS/IDEA FL	\$10,000.00	\$39,729.44	\$10,000.00	\$0.00	\$25,885.50
10E000 2130 3140 00 499900	PURCH SVCS/MENTAL HEALTH GRANT	\$0.00	\$341.66	\$341.66	\$233,751.00	\$0.00
10E000 2130 3230 00 000000	EQUIP REPAIR/HEALTH SVCS	\$500.00	\$475.00	\$500.00	\$880.05	\$120.00
10E000 2150 3330 00 000000	CONTRACT TRAVEL/SPEECH	\$0.00	\$180.90	\$0.00	\$58.95	\$0.00
10E000 2214 1120 00 462000	EXTRA DUTY/PROF DEV/IDEA FLOW	\$0.00	\$17,240.00	\$20,000.00	\$6,840.00	\$18,072.41
10E000 2330 3140 00 460000	PURCH SVCS/SPEC ED SVCS/IDEA P	\$19,073.00	\$862.40	\$40,596.00	\$850.00	\$0.00

**Central Services Office**

ACCOUNT #	ACCOUNT NAME	BUDGET FY26	YTD FY25	BUDGET FY25	ACTUAL FY24	ACTUAL FY23
10E000 2330 3140 00 462000	PURCH SVCS/SPEC ED SVCS/IDEA F	\$80,000.00	\$107,595.51	\$36,150.00	\$11,615.88	\$10,545.00
10E000 2330 3259 00 000000	COMP LICENSES/SPEC ED SVCS	\$500.00	\$0.00	\$500.00	\$189.60	\$480.00
10E000 2330 3320 00 462000	CONF_MTG_WKSHP/SPEC ED SVCS/ID	\$0.00	\$19,244.67	\$30,000.00	\$12,036.36	\$12,503.94
10E000 2330 4100 00 462000	SUPPLIES/SPEC ED SVCS/IDEA FLO	\$90,000.00	\$140,125.85	\$140,000.00	\$3,862.84	\$16,407.56
10E000 2330 4100 03 462000	SUPPLIES/SPEC ED SVCS/IDEA FLO	\$0.00	\$0.00	\$0.00	\$4,367.46	\$9,368.62
10E000 3000 4100 00 462000	SUPPLIES/COMM SVCS/IDEA FLOW	\$0.00	\$0.00	\$0.00	\$0.00	\$0.00
10E000 3500 1115 00 474000	STIPENDS/IEP GRANT	\$0.00	\$0.00	\$0.00	\$0.00	\$0.00
10E000 3500 3320 00 474000	CONF_MTG_WKSHP/IEP GRANT	\$0.00	\$0.00	\$0.00	\$0.00	\$0.00
10E000 3500 4100 00 474000	SUPPLIES/IEP GRANT	\$0.00	\$0.00	\$0.00	\$0.00	\$0.00
10E000 3700 3140 00 460000	PROPORTIONATE SHARE/PURCH SVCS	\$1,748.00	\$0.00	\$2,050.00	\$0.00	\$0.00
10E300 3700 3320 00 493200	CONF_MTG_WKSHP/COMM SVCS/TITLE	\$0.00	\$12,072.00	\$9,667.00	\$0.00	\$0.00
10E000 4220 6700 00 000000	TUITION PAYABLE/SPED TUITION	\$1,310,000.00	\$1,057,627.10	\$977,427.00	\$545,227.22	\$1,230,477.02
10E000 4220 6700 00 462000	TUITION PAYABLE/SPED TUITION/I	\$524,718.00	\$776,886.00	\$776,886.00	\$1,037,111.00	\$0.00
10E000 4400 4100 00 440000	SUPPLIES/STUDENT SUP/TITLE IV	\$0.00	\$0.00	\$0.00	\$0.00	\$0.00
10E000 8840 6600 00 000000	FUND TRANSFER/INTERFUND	\$5,760,000.00	\$29,300,000.00	\$29,300,000.00	\$3,850,000.00	\$3,085,000.00
10E300 2213 3320 00 493200	CONF_MTG_WKSHP/ST PETS/TITLE 2	\$0.00	\$0.00	\$0.00	\$9,095.00	\$0.00
		\$0.00	\$0.00	\$0.00	\$0.00	\$0.00
<b>2621</b>	<b>Subtotal- Other</b>	<b>\$9,382,570.00</b>	<b>\$33,062,367.33</b>	<b>\$32,734,791.66</b>	<b>\$6,989,426.02</b>	<b>\$5,364,502.29</b>
<b>10</b>	<b>Education Fund</b>	<b>\$19,787,903.30</b>	<b>\$41,359,650.76</b>	<b>\$42,444,612.15</b>	<b>\$14,709,562.14</b>	<b>\$13,242,661.66</b>
<b>20</b>	<b>Building &amp; Grounds Fund</b>	<b>\$3,507,337.02</b>	<b>\$3,093,967.55</b>	<b>\$3,136,622.27</b>	<b>\$2,527,630.01</b>	<b>\$2,520,914.47</b>
<b>30</b>	<b>Debt</b>	<b>\$2,403,575.63</b>	<b>\$2,698,945.38</b>	<b>\$2,408,288.66</b>	<b>\$2,395,341.88</b>	<b>\$2,389,524.56</b>
<b>40</b>	<b>Transportation</b>	<b>\$4,164,131.70</b>	<b>\$3,682,535.47</b>	<b>\$3,180,101.62</b>	<b>\$2,656,064.53</b>	<b>\$2,558,920.70</b>
<b>50 &amp; 51</b>	<b>IMRF/FICA/Medicare</b>	<b>\$316,354.50</b>	<b>\$300,199.11</b>	<b>\$301,717.37</b>	<b>\$256,620.29</b>	<b>\$282,143.36</b>
<b>60</b>	<b>Capital Projects</b>	<b>\$9,245,909.00</b>	<b>\$21,183,648.93</b>	<b>\$27,538,120.00</b>	<b>\$3,560,321.65</b>	<b>\$5,128,836.78</b>
<b>61</b>	<b>Referendum Projects</b>	<b>\$0.00</b>	<b>\$0.00</b>	<b>\$0.00</b>	<b>\$0.00</b>	<b>\$0.00</b>
	<b>Grand Total</b>	<b>\$39,425,211.14</b>	<b>\$72,318,947.20</b>	<b>\$79,009,462.07</b>	<b>\$26,105,540.50</b>	<b>\$26,123,001.53</b>
<b>IMRF, Social Security and Medicare</b>						
51E000 2114 2120 00 000000	IMRF/REGISTRAR	\$4,705.66	\$4,531.92	\$4,551.75	\$4,582.77	\$6,634.45
51E000 2130 2120 00 000000	IMRF/HEALTH SVCS	\$0.00	\$0.00	\$0.00	\$0.00	\$8,010.35
51E000 2212 2120 00 000000	IMRF/CURR DEVELOP	\$4,567.55	\$4,394.40	\$4,401.36	\$4,035.94	\$4,606.23
51E000 1800 2120 00 000000	IMRF/ESL	\$3,581.91	\$3,200.94	\$3,614.82	\$2,781.89	\$3,181.37
51E000 2330 2120 00 000000	IMRF/SPEC ED SVCS	\$4,432.10	\$6,597.32	\$5,787.52	\$3,911.50	\$4,709.15
51E000 2320 2120 00 000000	IMRF/SUPERINTENDENT	\$8,404.14	\$10,534.09	\$7,713.56	\$9,612.10	\$8,979.01
51E000 2520 2120 00 000000	IMRF/FISCAL SVCS	\$22,930.71	\$21,172.68	\$20,766.90	\$13,686.06	\$21,147.75
51E000 2520 2120 00 430000	IMRF/FISCAL SVCS/TITLE I	\$0.00	\$0.00	\$0.00	\$0.00	\$921.86
51E000 2630 2120 00 000000	IMRF/COMMUNICATIONS	\$28,550.58	\$28,027.10	\$27,561.20	\$20,325.92	\$21,293.68
51E000 2640 2120 00 000000	IMRF/HR	\$13,142.65	\$12,601.74	\$12,678.71	\$12,110.47	\$12,169.91
51E000 2660 2120 00 000000	IMRF/TECH SVCS	\$21,222.44	\$20,367.41	\$20,367.18	\$19,147.97	\$21,303.56
51E000 2540 2120 00 000000	IMRF/O&M	\$46,687.10	\$46,202.98	\$45,061.03	\$35,974.40	\$33,398.89
51E000 3100 2120 00 000000	IMRF/FAMILY LIAISON	\$2,562.62	\$28.39	\$2,479.34	\$51.83	\$429.08
51E000 3100 2120 00 370507	IMRF/FAMILY LIAISON/PFA	\$2,358.37	\$0.00	\$0.00	\$0.00	\$0.00
		\$0.00	\$0.00	\$0.00	\$0.00	\$0.00
	<b>Subtotal - IMRF</b>	<b>\$163,145.83</b>	<b>\$157,658.97</b>	<b>\$154,983.37</b>	<b>\$126,220.85</b>	<b>\$146,785.29</b>
50E000 2114 2130 00 000000	FICA/REGISTRAR	\$3,392.45	\$2,628.63	\$3,255.00	\$2,708.98	\$3,977.54
50E000 2130 2130 00 000000	FICA/HEALTH SVCS	\$0.00	\$0.00	\$0.00	\$0.00	\$5,310.45
50E000 2212 2130 00 000000	FICA/CURR DEVELOP	\$3,292.88	\$2,377.22	\$3,147.45	\$2,279.54	\$2,682.44
50E000 1800 2130 00 000000	FICA/ESL	\$2,582.31	\$2,062.29	\$2,584.99	\$1,939.92	\$1,642.56
50E000 2330 2130 00 000000	FICA/SPEC ED SVCS	\$3,195.24	\$3,821.23	\$4,138.71	\$2,100.21	\$2,744.44
50E000 2320 2130 00 000000	FICA/SUPERINTENDENT	\$6,058.80	\$7,319.77	\$5,516.04	\$6,622.88	\$5,761.24
50E000 2520 2130 00 000000	FICA/FISCAL SVCS	\$16,531.44	\$13,814.64	\$14,850.61	\$8,942.20	\$12,627.23
50E000 2520 2130 00 430000	FICA/FISCAL SVCS/TITLE I	\$0.00	\$0.00	\$0.00	\$0.00	\$611.27

187

**Central Services Office**

ACCOUNT #	ACCOUNT NAME	BUDGET FY26	YTD FY25	BUDGET FY25	ACTUAL FY24	ACTUAL FY23
50E000 2630 2130 00 000000	FICA/COMMUNICATIONS	\$15,429.87	\$14,652.76	\$14,804.96	\$14,014.85	\$13,577.61
50E000 2640 2130 00 000000	FICA/HR	\$9,474.93	\$8,058.90	\$9,066.67	\$7,929.21	\$7,646.31
50E000 2660 2130 00 000000	FICA/TECH SVCS	\$15,299.90	\$13,949.15	\$14,564.76	\$13,514.55	\$13,981.28
50E000 2540 2130 00 000000	FICA/O&M	\$28,280.52	\$28,037.06	\$27,105.58	\$25,553.76	\$21,594.40
50E000 3100 2130 00 000000	FICA/FAMILY LIAISON	\$1,847.47	\$20.78	\$1,773.00	\$36.23	\$299.92
50E000 3100 2130 00 370507	FICA/FAMILY LIAISON/PFA	\$1,700.22	\$0.00	\$0.00	\$0.00	\$0.00
		\$0.00	\$0.00	\$0.00	\$0.00	\$0.00
	<b>Subtotal - SOCIAL SECURITY</b>	<b>\$107,086.03</b>	<b>\$96,742.43</b>	<b>\$100,807.77</b>	<b>\$85,642.33</b>	<b>\$92,456.69</b>
50E000 2114 2140 00 000000	MEDICARE/REGISTRAR	\$793.40	\$614.66	\$761.25	\$633.66	\$930.19
50E000 2130 2140 00 000000	MEDICARE/HEALTH SVCS	\$0.00	\$0.00	\$0.00	\$0.00	\$1,241.90
50E000 2210 2140 00 000000	MEDICARE/CURR DEVELOP	\$0.00	\$0.00	\$470.00	\$0.00	\$0.00
50E000 2212 2140 00 000000	MEDICARE/CURR DEVELOP	\$3,533.07	\$4,303.60	\$3,355.02	\$4,185.77	\$3,906.65
50E000 1800 2140 00 000000	MEDICARE/ESL	\$2,416.43	\$2,479.50	\$2,509.22	\$2,365.45	\$2,050.23
50E000 1224 2140 00 000000	MEDICARE/CROSS CAT	\$0.00	\$928.52	\$1,099.17	\$858.21	\$800.97
50E000 2330 2140 00 000000	MEDICARE/SPEC ED SVCS	\$4,942.33	\$5,202.90	\$4,992.94	\$4,424.09	\$4,754.52
50E000 2320 2140 00 000000	MEDICARE/SUPERINTENDENT	\$4,817.15	\$5,027.10	\$4,552.54	\$5,004.30	\$4,701.84
50E000 2510 2140 00 000000	MEDICARE/FFO ADMIN	\$2,962.70	\$2,858.16	\$2,870.28	\$2,731.20	\$2,599.09
50E000 2520 2140 00 000000	MEDICARE/FISCAL SVCS	\$3,866.22	\$3,230.62	\$3,473.13	\$3,609.12	\$2,953.03
50E000 2520 2140 00 430000	MEDICARE/FISCAL SVCS/TITLE I	\$0.00	\$0.00	\$0.00	\$0.00	\$142.94
50E000 2630 2140 00 000000	MEDICARE/COMMUNICATIONS	\$3,608.60	\$3,426.77	\$3,462.45	\$3,277.48	\$3,175.35
50E000 2640 2140 00 000000	MEDICARE/HR	\$4,945.47	\$4,487.17	\$4,739.35	\$4,345.69	\$4,172.30
50E000 2640 2140 00 110000	MEDICARE/HR/RETIRE INCENTIVE	\$1,301.38	\$1,499.31	\$1,558.75	\$2,344.67	\$1,328.94
50E000 2660 2140 00 000000	MEDICARE/TECH SVCS	\$5,492.20	\$5,177.48	\$5,328.27	\$4,992.78	\$5,022.95
50E000 2540 2140 00 000000	MEDICARE/O&M	\$6,613.99	\$6,557.06	\$6,339.21	\$5,976.21	\$5,050.32
50E000 3100 2140 00 000000	MEDICARE/FAMILY LIAISON	\$432.07	\$4.86	\$414.65	\$8.48	\$70.16
50E000 3100 2140 00 370507	MEDICARE/FAMILY LIAISON	\$397.63	\$0.00	\$0.00	\$0.00	\$0.00
		\$0.00	\$0.00	\$0.00	\$0.00	\$0.00
	<b>Subtotal - MEDICARE</b>	<b>\$46,122.64</b>	<b>\$45,797.71</b>	<b>\$45,926.23</b>	<b>\$44,757.11</b>	<b>\$42,901.38</b>

### **Notice of Budget Display & Hearing**

Notice is hereby given by the Board of Education of School District 41 in the County of DuPage, State of Illinois, that a budget form for said school district for fiscal year 2025-2026 will be on file and conveniently available for public inspection beginning August 18, 2025, on the district website at [www.d41.org](http://www.d41.org). A paper copy is available for review by contacting the Finance Office.

Notice is hereby given that a public hearing on said budget will be held at 6:30 p.m. on Monday, September 22, 2025 at Hadley Jr. High, 240 Hawthorne Blvd, Glen Ellyn, IL 60137.

## Board Report

**Date:** August 18, 2025  
**Title:** 2025-2026 Board Meeting Calendar Revisions  
**Submitted by:** Dr. Jeff McHugh Superintendent

**Strategic Priority Goal 4: Strengthen Community Connections:** District 41 will strengthen community connections and partnerships through engagement in all five communities District 41 serves.

**Background:** Illinois School Code and the Open Meetings Act requires the School Board to prepare and make available the calendar of regular School Board Meetings for the school year.

**Discussion:** On May 5, 2025, the Board of Education established and approved dates and times for their regular meetings for the 2025-2026 school year. The administration recommends changes to the established calendar as follows:

- November 17, 2025 - Change the location of the Board meeting to the D41 Kindergarten Center, 240 Geneva Rd (enter off Bloomingdale Road), Glen Ellyn, IL 60137. The time of the meeting remains the same at 6:30 p.m..

Monday, August 18, 2025	6:30 PM	Regular Meeting	Hadley Jr. High School
Monday, September 22, 2025	6:30 PM	Regular Meeting	Hadley Jr. High School
Monday, October 20, 2025	6:30 PM	Regular Meeting	Hadley Jr. High School
Monday, November 3, 2025	6:30 PM	Committee of the Whole Meeting	Hadley Jr. High School
Monday, November 17, 2025	6:30 PM	Regular Meeting	D41 Kindergarten Center 240 Geneva Rd (enter off Bloomingdale Rd), Glen Ellyn
Monday, December 15, 2025	6:30 PM	Regular Meeting	Hadley Jr. High School
Monday, January 26, 2026	6:30 PM	Regular Meeting	Hadley Jr. High School
Monday, February 9, 2026	6:30 PM	Committee of the Whole Meeting	Hadley Jr. High School
Monday, February 23, 2026	6:30 PM	Regular Meeting	Hadley Jr. High School
Monday, March 16, 2026	6:30 PM	Regular Meeting	Hadley Jr. High School
Monday, April 20, 2026	6:30 PM	Regular Meeting	Hadley Jr. High School
Monday, May 4, 2026	6:30 PM	Committee of the Whole Meeting	Hadley Jr. High School
Monday, May 18, 2026	6:30 PM	Regular Meeting	Hadley Jr. High School
Monday, June 15, 2026	6:30 PM	Regular Meeting	Hadley Jr. High School

Approved: May 5, 2025

## Board Report

**Date:** August 18, 2025  
**Title:** 2025-2026 Board Meeting Calendar Revisions  
**Submitted by:** Dr. Jeff McHugh Superintendent

**Strategic Priority Goal 4: Strengthen Community Connections:** District 41 will strengthen community connections and partnerships through engagement in all five communities District 41 serves.

**Background:** Illinois School Code and the Open Meetings Act requires the School Board to prepare and make available the calendar of regular School Board Meetings for the school year.

**Discussion:** On May 5, 2025, the Board of Education established and approved dates and times for their regular meetings for the 2025-2026 school year. The administration recommends changes to the established calendar as follows:

- November 17, 2025 - Change the location of the Board meeting to the D41 Kindergarten Center, 240 Geneva Rd (enter off Bloomingdale Road), Glen Ellyn, IL 60137. The time of the meeting remains the same at 6:30 p.m..

Monday, August 18, 2025	6:30 PM	Regular Meeting	Hadley Jr. High School
Monday, September 22, 2025	6:30 PM	Regular Meeting	Hadley Jr. High School
Monday, October 20, 2025	6:30 PM	Regular Meeting	Hadley Jr. High School
Monday, November 3, 2025	6:30 PM	Committee of the Whole Meeting	Hadley Jr. High School
Monday, November 17, 2025	6:30 PM	Regular Meeting	D41 Kindergarten Center 240 Geneva Rd (enter off Bloomingdale Rd), Glen Ellyn
Monday, December 15, 2025	6:30 PM	Regular Meeting	Hadley Jr. High School
Monday, January 26, 2026	6:30 PM	Regular Meeting	Hadley Jr. High School
Monday, February 9, 2026	6:30 PM	Committee of the Whole Meeting	Hadley Jr. High School
Monday, February 23, 2026	6:30 PM	Regular Meeting	Hadley Jr. High School
Monday, March 16, 2026	6:30 PM	Regular Meeting	Hadley Jr. High School
Monday, April 20, 2026	6:30 PM	Regular Meeting	Hadley Jr. High School
Monday, May 4, 2026	6:30 PM	Committee of the Whole Meeting	Hadley Jr. High School
Monday, May 18, 2026	6:30 PM	Regular Meeting	Hadley Jr. High School
Monday, June 15, 2026	6:30 PM	Regular Meeting	Hadley Jr. High School

Approved: May 5, 2025

## Board – Superintendent Expectations

### The Board Expects:

1. That the Board members will treat each other and staff with respect.
2. The Superintendent and staff treat all Board members with respect.
3. To receive the Superintendent Weekly Update on Fridays
4. To be notified by a text alerting board as soon as possible for:
  - a. School emergency (lock down, fire, ...)
  - b. Bus accident
  - c. Student emergency (arrest, injury, death)
  - d. Staff emergency (arrest, injury, death)
  - e. Any emergency requiring a 9-1-1 call
  - f. Emergency expenditure
5. The Regular Board Meeting Packets and supporting documentation will be posted to Board Book no later than the end of day Wednesday prior to the scheduled Monday Board meeting.
6. That all questions or requests for information will be responded to within 72 hours.
7. All Board members will receive the same information from the Superintendent. If one BOE member requests additional information, administration will send the same information to the whole Board. Individual Board members should refrain from requesting large amounts of information without seeking Board consensus that the request is appropriate. This applies to any request made via email, phone and text. There may be times when information is sent to a Board member due to a committee that they are on or regarding a special project that they may be involved in (i.e., LEND). Also, Board members should notify each other and the Superintendent of any communications with community members that address Board agenda meetings or District initiatives.
8. The Superintendent meets with the board president to review and discuss the board meeting agenda.
9. The Superintendent provides a self-appraisal of performance according to the Evaluation Plan.
10. No Surprises.

### The Superintendent Expects:

1. That direction to the Superintendent is only given at board meetings by the majority of the board.
2. Any questions, comments or concerns for cabinet, principals or any staff members are to be sent to the Superintendent and cc the Board President and the Executive Assistant to the Superintendent. The Superintendent will direct the information to the appropriate individual(s) for a response.
3. That board members are respectful toward the staff and of the staff's time.
4. That requests for placing items on an agenda will occur at a Board meeting or sent to the superintendent, Board President and the Executive Assistant. The Board President and superintendent will determine which upcoming meeting the agenda item will be added.
5. When possible, contact the superintendent with questions regarding the board meeting agenda by 8:00 a.m. of the board meeting day. This will allow time for staff to review questions and be prepared for the meeting.
6. That board members provide timely feedback and a summative evaluation of the superintendent's performance according to the evaluation process timeline.
7. There will be no surprises.