

**Richland County Community Unit School District No.1
Board of Education**

**Regular Meeting
Thursday, July 20, 2023
Richland County High School
1200 E. Laurel St.
Olney, IL 62450
6:00 PM**

| | | |
|-------|--|-----|
| I. | Call to Order and Pledge of Allegiance | |
| II. | Roll Call | |
| III. | Recognition and Comments from Employees and Public | |
| IV. | Consent Agenda | |
| | A. * Minutes of Previous Meetings | 3 |
| | B. * Closed Minutes | |
| | 1. * Approve Destruction of Audio Recordings of December 8, 2021 and December 16, 2021. | |
| | C. * Communication | |
| | 1. * Thank You Note | 10 |
| | D. * June FOIA Log | 14 |
| | E. * Policies for First Reading and Consideration | |
| | 1. * 4.45 Insufficient Fund Checks & Debt Recovery | 15 |
| | 2. * 4.100 Insurance Management | 18 |
| | 3. * 5.230 Maintaining Student Discipline | 20 |
| | 4. * 6.10 Educational Philosophy and Objectives | 22 |
| | 5. * 7.275 Orders to Forgo Life-Sustaining Treatment | 23 |
| | 6. * 7.305 Student Athlete Concussion and Head Injuries | 25 |
| | 7. * 7.330 Student Use of Buildings | 30 |
| V. | Financial Reports | |
| | A. Treasurer's Report | 32 |
| | B. Balance Sheet | 33 |
| | C. Approval of Bills and Payroll | 38 |
| | D. All Other Financial Reports | |
| | 1. Comparison of Funds - June 2022 with June 2023 | 90 |
| | 2. Monthly Financial Report | 91 |
| | 3. Financial Update/Review | 177 |
| VI. | Administrative Reports | |
| | A. Superintendent's Report | |
| | 1. Update on Registration and Start of 2023-2024 School Year | |
| | B. Assistant Superintendent's Report | |
| | 1. Actual FY23 Budget | 179 |
| | 2. Update on Summer Maintenance Projects and Updated RCELC Photos | 180 |
| VII. | Unfinished Business | |
| VIII. | New Business | |

| | | |
|-------|--|-----|
| A. | Adopt a Resolution to Commend Dennis Anderson, Alex Cline and Chris Simpson | 188 |
| B. | Approve Dairy, Food, & Kitchen Supply Bids | 191 |
| C. | Approve Temporary Facility Agreement | 201 |
| D. | Authorize Superintendent to Fill Employment Vacancies Prior to August 14, 2023 | |
| IX. | Enter Executive Session | |
| A. | To Consider Information Regarding Appointment, Employment, Compensation, Discipline, Performance, or Dismissal of Individual Employees | |
| B. | To Discuss Matters of Possible or Pending Litigation | |
| C. | To Discuss Matters of Closed Session Minutes | |
| X. | Exit Executive Session | |
| XI. | Possible Modification of Hourly Wage of Fleet Supervisor | |
| XII. | Leave(s) of Absence | |
| XIII. | Resignation(s) | |
| A. | RCES Teacher | |
| B. | RCES Food Service Staff Member | |
| C. | RCES Paraprofessional | |
| D. | RCMS Assistant Cross Country Coach | |
| XIV. | Employment | |
| A. | RCELC Custodian | |
| B. | RCES Teacher Assistant | |
| C. | RCMS Teacher Assistant | |
| D. | Paraprofessional(s) | |
| E. | Reading Instructional Coach | |
| F. | RCHS Social Worker | |
| G. | RCHS 2023-2024 Assistant Coach and Volunteers | |
| H. | RCMS 2023-2024 Volunteer Coaches | |
| XV. | Adjournment | |

Regular Meeting
Thursday, June 15, 2023 6:00 PM Central

Richland County High School
1200 E. Laurel St.
Olney, IL 62450

I. Call to Order and Pledge of Allegiance – The regular meeting of the Richland County Board of Education was called to order by President Scott Snyder at 6:00 p.m. on Thursday, Jun 15, 2023.

II. Roll Call

- Jake Anderson: Present
 - Cindy Bailey: Present
 - Norm Henderson: Present
 - Marc Leist: Present
 - Cindy Lockley: Present
 - Scott Snyder: Present
 - Jeff Wilson: Present
- Present: 7.

III. Recognition and Comments from Employees and Public

The board recognized RCHS Boys Tennis Team State Tournament Qualifiers with Evan Uhl placing in the Top 8, RCHS Boys Track Team State Track Meet Qualifiers with Rex Hallam and Gavyn Cothern both receiving medals and the RCHS Girls Track Team State Track Meet Qualifiers with Tatum David winning the 3200m and 1600m races

IV. Consent Agenda

Motion to approve the consent agenda as presented. This motion, made by Jeff Wilson and seconded by Cindy Lockley, Passed.

Jake Anderson: Yea, Cindy Bailey: Yea, Norm Henderson: Yea, Marc Leist: Yea, Cindy Lockley: Yea, Scott Snyder: Yea, Jeff Wilson: Yea
Yea: 7, Nay: 0

IV.A. * Minutes of Previous Meetings – the regular and closed minutes of the regular meeting held on May 11, 2023.

IV.B. * Closed Minutes

IV.B.1. * Approve Destruction of Audio Recordings of November 3 & 16, 2021

IV.C. * Perusal of Closed Session Minutes to be opened to the public for July 21, 2022, August 18, 2022, September 22, 2022, October 20, 2022, November 3, 2022, November 15, 2022, December 15, 2022, and December 29, 2022.

IV.D. * Communication

IV.D.1. * Thank you note from Bobbie Jarvis and Family

IV.E. * May FOIA Log included two FOIA requests in May, one from Local Labs requesting correspondence with Lurie Children’s Hospital, which we had none, and one from SmartProcure requesting vendor and purchasing records.

IV.F. * Building Reports

IV.F.1. * RCES

IV.F.2. * RCMS

IV.F.3. * RCHS

IV.F.4. * Special Education

V. Financial Reports

Motion to approve the financial reports as presented. This motion, made by Norm Henderson and seconded by Cindy Bailey, Passed.

Jake Anderson: Yea, Cindy Bailey: Yea, Norm Henderson: Yea, Marc Leist: Yea, Cindy

Lockley: Yea, Scott Snyder: Yea, Jeff Wilson: Yea

Yea: 7, Nay: 0

V.A. Treasurer's Report – the monthly treasurer’s report was presented.

V.B. Balance Sheet – the monthly balance sheet was presented.

V.C. Approval of Bills and Payroll – The monthly bill listing to date in the amount of \$1,007,833.85 and the district payroll for the month of May 2023 was presented for payment. Payroll and personnel on regular employment status for the month of June 2023 is the same as the month of May 2023 with the following exceptions:

DELETIONS: Zach Wingert – RCES Secretary

V.D. All Other Financial Reports

V.D.1. Comparison of Funds - May 2022 with May 2023

V.D.2. Monthly Financial Report

V.D.3. Financial Update/Review – Mr. LeCrone reviewed the financial reports. The state currently has vouchers issued to the school district in the amount of \$588,219.62.

VI. Administrative Reports

VI.A. Superintendent's Report

VI.A.1. Ryan Fuhler with Poettker Construction gave an update on the Pre-K Center construction which is projected to be complete by the last week of June. He had updated photos of flooring, windows, acoustical wall panels, padding, and main electrical panel. He also had aerial photos of the building and grounds.

VI.A.2. RCCU #1 Organizational Chart – **Document Registry 23-06-01**
Mr. Simpson presented the completed organizational chart with updates.

VI.A.3. Mr. Simpson reviewed the FACTS Committee Report from November 14, 2017

VI.B. Assistant Superintendent's Report

VI.B.1. Summer Maintenance Update – Mr. LeCrone said the RCMS roof project was nearing completion and the RCMS cooling tower replacement was in progress. The RCES gym floor has been refinished and they would be starting the RCES front entrance security system installment.

VII. Unfinished Business

VII.A. Approve Signed Intergovernmental Agreement with Richland County Sheriff's Office K-9 Unit – ***Document Registry 23-06-02***

Motion to approve the signed Intergovernmental Agreement with the Richland County Sheriff's Office K-9 Unit for \$5000.00 as presented. This motion, made by Cindy Lockley and seconded by Jeff Wilson, Passed.

Jake Anderson: Yea, Cindy Bailey: Yea, Norm Henderson: Yea, Marc Leist: Yea, Cindy Lockley: Yea, Scott Snyder: Yea, Jeff Wilson: Yea
Yea: 7, Nay: 0

VIII. Public Hearing

VIII.A. **Temporarily Adjourn Regular Meeting to Convene Public Hearing**

Motion to temporarily adjourn regular meeting to convene public hearing. This motion, made by Norm Henderson and seconded by Cindy Lockley, Passed.

Jake Anderson: Yea, Cindy Bailey: Yea, Norm Henderson: Yea, Marc Leist: Yea, Cindy Lockley: Yea, Scott Snyder: Yea, Jeff Wilson: Yea
Yea: 7, Nay: 0

VIII.B. **Hear Testimony and Consider Amended FY23 Budget**

VIII.C. **Adjourn Public Hearing and Convene to Regular Meeting**

Motion to adjourn public hearing and convene to regular meeting. This motion, made by Jeff Wilson and seconded by Cindy Bailey, Passed.

Jake Anderson: Yea, Cindy Bailey: Yea, Norm Henderson: Yea, Marc Leist: Yea, Cindy Lockley: Yea, Scott Snyder: Yea, Jeff Wilson: Yea
Yea: 7, Nay: 0

IX. New Business

IX.A. Approve Amended FY23 Budget – Document Registry 23-06-03

| | FY23 | Amended | Budget | | |
|--------------------|----------------------------------|----------------------|--------------------------|----------------------------------|---------------------|
| Fund | Fund Balance July 1, 2022 | FY23 Revenue | FY23 Expenditures | Fund Balance July 1, 2023 | Difference |
| 10-Education* | 16,222,735.11 | 24,792,168.00 | 22,541,213.00 | 18,473,690.11 | 2,250,955.00 |
| 20-Building/Grnds | 3,334,912.09 | 1,414,300.00 | 1,580,690.00 | 3,168,522.09 | (166,390.00) |
| 30-Bond & Interest | 537,992.42 | 2,401,731.00 | 2,752,526.00 | 187,197.42 | (350,795.00) |
| 40-Transportation | 1,343,047.01 | 1,381,343.00 | 1,569,953.00 | 1,154,437.01 | (188,610.00) |
| 50-IMRF/SS** | 649,238.05 | 1,276,000.00 | 1,409,126.00 | 516,112.05 | (133,126.00) |
| 60-Site & Const*** | 820,741.83 | 6,294,089.00 | 6,132,325.00 | 982,505.83 | 161,764.00 |
| 70-Working Cash | 864,586.40 | 133,900.00 | 0.00 | 998,486.40 | 133,900.00 |
| 80-Tort | - | 1,361,070.00 | 1,361,070.00 | 0.00 | 0.00 |
| 90-Life Safety | 263,789.81 | 131,685.00 | 257,500.00 | 137,974.81 | (125,815.00) |
| | | | | | 0.00 |
| Total | 24,037,042.72 | 39,186,286.00 | 37,604,403.00 | 25,618,925.72 | 1,581,883.00 |

*Includes \$1,449,918 in revenue/expenses from Federal ESSER II/ESSER III Grants and \$408,478 payment for SESE Debt Certificates

**Includes ERI payment of \$462,182.50

***Includes \$5,307,325 in revenue/expenses from Federal ESSER II/ESSER III Grant

Motion to approve Amended FY23 Budget as presented. This motion, made by Jeff Wilson and seconded by Cindy Lockley, Passed.

Jake Anderson: Yea, Cindy Bailey: Yea, Norm Henderson: Yea, Marc Leist: Yea, Cindy Lockley: Yea, Scott Snyder: Yea, Jeff Wilson: Yea
 Yea: 7, Nay: 0

IX.B. Approve 2023-24 Student Fees – Document Registry 23-06-04

Motion to approve the 2023-2024 Student Fees as presented. This motion, made by Cindy Lockley and seconded by Jake Anderson, Passed.

Jake Anderson: Yea, Cindy Bailey: Yea, Norm Henderson: Yea, Marc Leist: Yea, Cindy Lockley: Yea, Scott Snyder: Yea, Jeff Wilson: Yea
 Yea: 7, Nay: 0

IX.C. Approve Educational Support Staff Handbook – Document Registry 23-06-05

Motion to approve the 2023-24 Educational Support Staff Handbook as presented. This motion, made by Norm Henderson and seconded by Jeff Wilson, Passed.

Jake Anderson: Yea, Cindy Bailey: Yea, Norm Henderson: Yea, Marc Leist: Yea, Cindy Lockley: Yea, Scott Snyder: Yea, Jeff Wilson: Yea
Yea: 7, Nay: 0

IX.D. Approve Bus Driver Handbook – Document Registry 23-06-06

Motion to approve the 2023-24 Bus Driver Handbook as presented. This motion, made by Jeff Wilson and seconded by Norm Henderson, Passed.

Jake Anderson: Yea, Cindy Bailey: Yea, Norm Henderson: Yea, Marc Leist: Yea, Cindy Lockley: Yea, Scott Snyder: Yea, Jeff Wilson: Yea
Yea: 7, Nay: 0

IX.E. Approve Intergovernmental Agreement with Illinois Department of Healthcare and Family Services – Document Registry 23-06-07

Motion to approve the Intergovernmental Agreement with the Illinois Department of Healthcare and Family Services as presented. This motion, made by Cindy Lockley and seconded by Norm Henderson, Passed.

Jake Anderson: Yea, Cindy Bailey: Yea, Norm Henderson: Yea, Marc Leist: Yea, Cindy Lockley: Yea, Scott Snyder: Yea, Jeff Wilson: Yea
Yea: 7, Nay: 0

IX.F. Approve Head Start Agreement – Document Registry 23-06-08

Motion to approve the 2023-24 ERBA Head Start Agreement as presented. This motion, made by Cindy Bailey and seconded by Jake Anderson, Passed.

Jake Anderson: Yea, Cindy Bailey: Yea, Norm Henderson: Yea, Marc Leist: Yea, Cindy Lockley: Yea, Scott Snyder: Yea, Jeff Wilson: Yea
Yea: 7, Nay: 0

IX.G. Approve Property/Casualty Insurance – Document Registry 23-06-09

Motion to approve the Property and Casualty Insurance Renewal for 2023-24 as presented. This motion, made by Jeff Wilson and seconded by Norm Henderson, Passed.

Jake Anderson: Yea, Cindy Bailey: Yea, Norm Henderson: Yea, Marc Leist: Yea, Cindy Lockley: Yea, Scott Snyder: Yea, Jeff Wilson: Yea
Yea: 7, Nay: 0

IX.H. Approve FY24 Title I Plan – Document Registry 23-06-10

Motion to approve the FY24 Title I Plan as presented. This motion, made by Jeff Wilson and seconded by Norm Henderson, Passed.

Jake Anderson: Yea, Cindy Bailey: Yea, Norm Henderson: Yea, Marc Leist: Yea, Cindy Lockley: Yea, Scott Snyder: Yea, Jeff Wilson: Yea
Yea: 7, Nay: 0

X. Enter Executive Session

Motion to enter executive session at 7:31pm. This motion, made by Cindy Lockley and seconded by Jake Anderson, Passed.

Jake Anderson: Yea, Cindy Bailey: Yea, Norm Henderson: Yea, Marc Leist: Yea, Cindy Lockley: Yea, Scott Snyder: Yea, Jeff Wilson: Yea
Yea: 7, Nay: 0

X.A. 2(c)(1) To Consider Information Regarding Appointment, Employment, Compensation, Discipline, Performance, or Dismissal of Individual Employees

X.B. 2(c)(11) To Discuss Matters of Possible or Pending Litigation

X.C. 2(c)(21) To Discuss Matters of Closed Session Minutes

X.D. 2(c)(5) To Discuss the Purchase or Lease of Real Property

XI. Exit Executive Session

Motion to exit executive session at 8:34pm. This motion, made by Cindy Lockley and seconded by Norm Henderson, Passed.

Jake Anderson: Yea, Cindy Bailey: Yea, Norm Henderson: Yea, Marc Leist: Yea, Cindy Lockley: Yea, Scott Snyder: Yea, Jeff Wilson: Yea

Yea: 7, Nay: 0

XII. Leave(s) of Absence

Motion to approve the leave of absences for Paraprofessionals Tori Gosnell and Shandy Holmes for the 2023 fall semester to student teach at RCES. This motion, made by Jeff Wilson and seconded by Cindy Bailey, Passed.

Jake Anderson: Yea, Cindy Bailey: Yea, Norm Henderson: Yea, Marc Leist: Yea, Cindy Lockley: Yea, Scott Snyder: Yea, Jeff Wilson: Yea

Yea: 7, Nay: 0

XIII. Resignation(s)

Motion to approve the resignations of Sarah Whittler as RCMS Special Education Teacher and Lisa Cummins as RCES Paraprofessional effective the end of the 2022-23 school year and Trenton Gonzalez as RCMS 7th Grade Basketball Coach and Dakotah Brown as 8th Grade Basketball Coach effective immediately. This motion, made by Norm Henderson and seconded by Jake Anderson, Passed.

Jake Anderson: Yea, Cindy Bailey: Yea, Norm Henderson: Yea, Marc Leist: Yea, Cindy Lockley: Yea, Scott Snyder: Yea, Jeff Wilson: Yea

Yea: 7, Nay: 0

XIV. Employment

Motion to approve the employment of Sherry Slankard as RCHS Guidance Counselor, Laura Holder as RCMS Guidance Counselor, Tyler Hahn and Christy Cantrell as Paraprofessionals effective the 2023-24 school year. Sarah Higginbotham as RCMS Secretary, Andrea Thomas as Food Service Director effective July 1, 2023, and Brandi Lutz as Transportation Assistant effective July 17, 2023. Dakotah Brown as RCHS Assistant Boys Basketball Coach, Martin Buchner as RCHS Assistant Boys Soccer Coach, Luke Hahn, Seth Raney and Traegan Stanley as volunteer RCHS Soccer Coaches for the 2023-24 school year. This motion, made by Cindy Lockley and seconded by Cindy Bailey, Passed.

Jake Anderson: Yea, Cindy Bailey: Yea, Norm Henderson: Yea, Marc Leist: Yea, Cindy Lockley: Yea, Scott Snyder: Yea, Jeff Wilson: Yea

Yea: 7, Nay: 0

XV. Adjournment

Motion to adjourn at 8:39pm. This motion, made by Jake Anderson and seconded by Norm Henderson, Passed.

Jake Anderson: Yea, Cindy Bailey: Yea, Norm Henderson: Yea, Marc Leist: Yea, Cindy Lockley: Yea, Scott Snyder: Yea, Jeff Wilson: Yea
Yea: 7, Nay: 0

Approved:

President: _____

Secretary: _____

The flowers you sent
were beautiful and had
many of Mom's favourite
flowers.

To thank you for your

kindness

and sympathy

10

at a time

when it was

deeply appreciated

The family of
Mary Benson

In Deep Appreciation

Richland County
Board of Education &
Administration,

Thank you for the
beautiful floral
arrangement for the
passing of my
father-in-law. Your
kindness & support
during this difficult
time is greatly appreciated!

To thank you for your
kindness
and sympathy
at a time
when it was
deeply appreciated

12

With love,
Jennifer Weidner
& Family

In Appreciation

June 2023 FOIA Request Log

| Date Received | Sender | Request | Response | Date of Response |
|---------------|--|---|--|------------------|
| 6/8/2023 | Vince Espi, Prairie State Wire, foia@prairiestatewire.com | Requesting contracts or agreements with vendors providing Diversity, Equity, and Inclusion (DEI) Services from January 1, 2019 to present day | Response e-mailed to foia@prairiestatewire.com the school district has not had any contracts or agreements with any vendors that provide DEI services | 6/12/2023 |
| 6/13/2023 | Hunter Brand, Core Numbers, (an Illinois-based energy data company), yankeeteam99@gmail.com, max@corenumbers.com | Requesting the two most recent electric and natural gas utility invoices and any current electric or natural gas contracts. | Response e-mailed to yankeeteam99@gmail.com and max@corenumbers.com with the two most recent invoices for electric and natural gas and our electric contract with Ameren | 6/15/2023 |
| 6/23/2023 | Josiah Chatterton, Prairie State Wire, foia@prairiestatewire.com | Requesting current school board members info, including name, address, date elected | Response e-mailed to foia@prairiestatewire.com attaching document with current school board members names, addresses, dates elected/appointed | 6/26/2023 |

Operational Services

Insufficient Fund Checks and Debt Recovery

Insufficient Fund Checks ¹

The Superintendent or designee is responsible for collecting up to the maximum fee authorized by State law for returned checks written to the District that are not honored upon presentation to the respective bank or other depository institution for any reason. The Superintendent is authorized to contact the Board Attorney whenever necessary to collect the returned check amount, fee, collection costs and expenses, and interest.

Delinquent Debt Recovery ²

The Superintendent is authorized to seek collection of delinquent debt owed the District to the fullest extent of the law. ³

A Local Debt Recovery Program may be available through the Illinois Office of the Comptroller (IOC) ~~in the future~~. To participate in it, an intergovernmental agreement (IGA) between the District and the IOC must be in existence. The IGA establishes the terms under which the District may refer a delinquent debt to the IOC for an offset (deduction). The IOC may execute an offset, in the amount of the delinquent debt owed to the District, from a future payment that the State makes to an individual or entity responsible for paying the delinquent debt.

¹ State law controls this policy's content. 810 ILCS 5/3-806 authorizes a \$25.00 collection fee whenever a check is not honored upon presentation because the individual does not have an account with the bank, the individual does not have sufficient funds in his or her account, or the individual does not have sufficient credit with the bank.

This fee may be considered punitive considering several banks rarely charge this amount for an insufficient funds check. To allow more flexibility for the superintendent and his or her designees to charge the full collection fee of \$25.00, a portion thereof, or none of it, the first sentence states "up to the maximum fee." Boards choosing to allow this flexibility should discuss equal protection issues with the board attorney. As a general rule, any flexibility should be applied with uniform rules to all individuals and/or groups to avoid triggering the Constitution's Equal Protection Clause.

Boards that wish to charge the maximum fee in all circumstances should delete the words *up to* in the first sentence: "The Superintendent or designee is responsible for collecting ~~up to~~ the maximum fee authorized by State law for returned checks written to the District that are not honored upon presentation to the respective bank or other depository institution for any reason."

² This section is optional but because the policy's title refers to debt recovery, at least the first sentence should be retained. Deletion of this section may affect a district's ability to enter the Ill. Office of the Comptroller's (IOC) Local Debt Recovery Program (LDRP) for collecting debt owed to school districts by persons receiving payments from the State. This section helps the board's monitoring function by identifying the LDRP's important components. It also serves as an element of due process by informing the public and the district's debtors that the district may collect debt through the LDRP.

The ~~Ill. Office of the Comptroller~~ IOC operates an Offset System for collecting debt owed to the State, political subdivisions of the State, and school districts by persons receiving payments from the State. Seeking debt recovery through an offset of a future payment the State makes to a debtor is optional. The requirements in this policy for obtaining an offset are either in statute or the IOC's intergovernmental agreement (IGA). 15 ILCS 405/10.05 and 10.05d. The first step to participate is to ~~enter into the IGA with the IOC's office~~ contact a ~~Local Debt Recovery Program~~ LDRP manager with the IOC to request an IGA with the IOC's office to join. Program managers work one-on-one with districts and matters are handled on a case-by-case basis. The LDRP's general number for local governments is 312-814-3090. ~~855/881-2301 and email is LDRPhelpdesk@illinoiscomptroller.gov.~~ Contact the board attorney for advice and assistance. ~~While this paragraph is not a prerequisite to participation in the LDRP, it will help the board's monitoring function by identifying the Program's important components. Moreover, it serves as an element of due process by informing the public and the district's debtors that the district will collect debt through the LDRP.~~

The Hunger-Free Students' Bill of Rights Act (HFSBRA) (105 ILCS 123/ ~~added by P.A. 100-1092~~) allows districts with *participating schools* under the National School Lunch and Child Nutrition Acts (defined in 7 C.F.R. Parts 210, 220, and 245) to seek an offset under the State Comptroller Act (15 ILCS 405/) when they have made reasonable efforts, for at least one year, to collect a debt owed for meals and snacks in the amount of no less than \$500 from a student's parent or guardian.

³ There are methods other than the IOC's LDRP to collect delinquent debts owed to the school district, i.e., small claims court, private collection agencies, etc. If the district decides it will not ever seek to enter the IOC's Local Debt Recovery Program, keep the first sentence and delete everything after it. 15

The Superintendent or designee shall execute the requirements of the IGA. While executing the requirements of the IGA, the Superintendent or designee is responsible, without limitation, for each of the following:

1. Providing a District-wide, uniform, method of notice and due process to the individual or entity against whom a claim for delinquent debt payment (*claim*) is made. Written notice and an opportunity to be heard must be given to the individual or entity responsible for paying a delinquent debt before the claim is certified to the IOC for offset. The notice must state the claim's amount, the reason for the amount due, the claim's date or time period, and a description of the process to challenge the claim. If reimbursable meals or snacks provided under the Hunger-Free Students' Bill of Rights Act are the basis of the District's delinquent debt claim of no less than \$500, the notice must be sent to a student's parent(s)/guardian(s) only after: (a) the student owes the District more than five meals and/or snacks; (b) the Superintendent or designee made: (i) repeated contacts to collect the amounts owed, and (ii) reasonable efforts to collect the amount due for at least one year; and (c) the District requested the student's parent(s)/guardian(s) to apply for meal benefits pursuant to policy 4:130, *Free and Reduced-Price Food Services*, and they either: (i) did not qualify, or (ii) refused to apply.⁴
2. An individual or entity challenging a claim shall be provided an informal proceeding to refute the claim's existence, amount, or current collectability; the decision following this proceeding shall be reviewable.
 - a. If a waiver of student fees is requested as a challenge to paying the claim, and the waiver of student fees is denied, an appeal of the denial of a fee waiver request shall be handled according to 4:140, *Waiver of Student Fees*. If no waiver of student fees is requested, reviews regarding payment of the claim shall be handled according to this policy before certification to the IOC for offset.
 - b. If application for meal benefits pursuant to policy 4:130, *Free and Reduced-Price Food Services*, is requested as a challenge to paying the claim, and the request is denied, an appeal of the denial of the request shall be handled according to 4:130, *Free and Reduced-Price Food Services*. If no request for meal benefits is received, review of the claim's payment shall be handled according to this policy before certification to the IOC for offset.
3. Certifying to the IOC that the debt is past due and legally enforceable, and notifying the IOC of any change in the status of an offset claim for delinquent debt.

⁴ Optional. For districts that do not participate in free and reduced-price meal programs under the National School Lunch and Child Nutrition Acts (defined in 7 C.F.R. Parts 210, 220, and 245), delete this sentence and ~~405 ILCS 123/, Hunger-Free Students' Bill of Rights Act~~ from the Legal References. Inclusion of this sentence does not obligate a district to pursue all such delinquent debt claims. The district has discretion in this area, provided its recovery efforts are pursued on a non-discriminatory basis. **Note that historically, the IOC has been reluctant to pursue school lunch debts under the LDRP.**

For participating districts that do not want this sentence, delete it.

For participating districts that wish to retain this sentence, the HFSBRA (~~405 ILCS 123/, added by P.A. 100-1092~~) allows school districts to determine a lower amount than five meals to trigger contact with a student's parent/guardian to collect owed monies. **105 ILCS 123/10.**

For districts that want to set a lower amount than the equivalent of five meals, delete ~~five~~ and insert: [number]. Be sure that this sentence's number matches the required notice in 4:130-E, *Free and Reduced-Price Food Services; Meal Charge Notifications*. Before the board and the superintendent engage in a conversation about lowering this number, the superintendent may want to consider a conversation with his or her staff regarding the logistics of contacting a student's parent(s)/guardian(s) more than once per week (five lunches (the law states one free lunch or snack per day)) as setting a lower number may be impracticable for staff members to implement.

Note: Deletion may affect a district's ability to enter any future IOC Offset System for collecting debt owed to school districts by persons receiving payments from the State. See f/n 216 above.

4. Responding to requests for information from the IOC to facilitate the prompt resolution of any administrative review requests received by the IOC.

LEGAL REF.: 15 ILCS 405/10.05 and 10.05d, **State Comptroller Act.**
105 ILCS 123/, Hunger-Free Students' Bill of Rights Act.
810 ILCS 5/3-806, **Uniform Commercial Code.**

Operational Services

Insurance Management ¹

The Superintendent shall recommend and maintain all insurance programs that provide the broadest and most complete coverage available at the most economical cost, consistent with sound insurance principles.

The insurance program shall include each of the following: ²

1. Liability coverage to insure against any loss or liability of the School District and the listed individuals against civil rights damage claims and suits, constitutional rights damage claims and suits, and death and bodily injury and property damage claims and suits, including defense costs, when damages are sought for negligent or wrongful acts allegedly committed in the scope of employment or under the Board's direction or related to any mentoring services provided to the District's **certified licensed** staff members; School Board members; employees; volunteer personnel authorized by 105 ILCS 5/10-22.34, 5/10-22.34a, and 5/10-22.34b; mentors of **certified licensed** staff members authorized in 105 ILCS 5/21A-5 *et seq.* (new teacher), 105 ILCS 5/2-3.53a (new principal), and 2-3.53b (new superintendents); and student teachers. ³
2. Catastrophic accident insurance at the mandated benefit level for student athletes in grades 9 through 12 who sustain an accidental injury while participating in school-sponsored or school-supervised interscholastic athletic events sanctioned by the Ill. High School Association that results in medical expenses in excess of \$50,000. ⁴

¹ State law controls this policy's content. The Health Insurance Portability and Accountability Act (HIPAA) guarantees the continuity of health insurance benefits for individuals changing employment. It also contains provisions promoting the: (1) standardization and efficiency for the electronic submission, processing, and payment of health care claims, and (2) security and privacy requirements for health information. See 45 C.F.R. §§160 and 164. **School officials are urged to consult with their insurance providers and legal counsel to devise a compliance plan.**

² Other types of district-purchased insurance should also be listed here, such as, insurance programs for employees and their dependents (authorized by 105 ILCS 5/10-22.3a). Note that: (1) any employee or retired employee insurance program is a mandatory subject of bargaining, and (2) State law provides persons entering into a civil union with the obligations, responsibilities, protections, and benefits afforded or recognized by Ill. law to spouses (750 ILCS 75/).

General liability and property insurance policies typically do not cover cyber risks. For more information, see https://rems.ed.gov/docs/Cybersecurity_K-12_Fact_Sheet_508C.PDF, at p. 4.

³ A board's duty to indemnify and protect specific individuals is found in 105 ILCS 5/10-20.20. A board's duty to insure against loss or liability is found in 105 ILCS 5/10-22.3. The lists of individuals to be protected are identical in both statutes except that *mentors* was added in 2009 to only the indemnification statute. As the best method for providing indemnification is through insurance, this policy includes mentors in its list of individuals covered by the district's liability insurance.

⁴ 105 ILCS 5/22-15 requires each school district having grades 9 through 12 to maintain catastrophic insurance coverage for student athletes participating in interscholastic athletic events sanctioned by the Ill. High School Association (IHSA). The minimum level of coverage must provide aggregate benefit levels of \$3 million or 5 years, whichever comes first, for injuries with total medical expenses exceeding \$50,000. The law authorizes IHSA to promulgate a plan of coverage under a group policy that provides the necessary coverage. If a district opts out of IHSA's group policy, it must offer alternative coverage and submit to IHSA a certificate from the provider stating that the insurance complies with the plan of coverage approved by IHSA.

3. Comprehensive property insurance covering a broad range of causes of loss involving building and personal property. The coverage amount shall normally be for the replacement cost or the insurable value.
4. Workers' Compensation to protect individual employees against financial loss in case of a work-related injury, certain types of disease, or death incurred in an employee-related situation.

Student Insurance⁵

The Board shall annually designate a company to offer student accident insurance coverage. The Board does not endorse the plan nor recommend that parents/guardians secure the coverage, and any contract is between the parents/guardians and the company.

LEGAL REF.: Consolidated Omnibus Budget Reconciliation Act, Pub. L. 99-272, §10001, ~~100 Stat. 222~~, 26 U.S.C. §4980B(f) ~~of the I.R.S. Code~~, 42 U.S.C. §300bb-1 et seq.
 105 ILCS 5/2-3.53a, 5/2-3.53b, 5/10-20.20, 5/10-22.3, 5/10-22.3a, 5/10-22.3b, 5/10-22.3f, 5/10-22.34, 5/10-22.34a, 5/10-22.34b, 5/21A-5 et seq., and 5/22-15.
 215 ILCS 5/, Ill. Insurance Code.
 750 ILCS 75/, Ill. Religious Freedom Protection and Civil Union Act.
 820 ILCS 305/, Workers' Compensation Act.

CROSS REF.: 7:300 (Extracurricular Athletics)

Delete item #2 if the district: (1) does not maintain grades 9-12, or (2) qualifies for an exemption from the mandatory coverage (contact IHSA or the board attorney for information about claiming an exemption). A district maintaining grades K-8 may, but is not required to, provide accident and/or health insurance on a group or individual basis for students injured while participating in any school-sponsored athletic activity. If so, the following may be *added to* item #2 (for unit districts) or may *replace* item #2 (for elementary districts): "Accident and/or health insurance on a group or individual basis for students in grades kindergarten through 8 participating in any school-sponsored athletic activity." If item #2 is deleted and the option is not used, the board should omit the citation to catastrophic accident insurance (105 ILCS 5/22-15) in the legal references.

⁵ Optional. Until May 2014, this paragraph was included in sample policy 4:170, *Safety*.

Professional Personnel

Maintaining Student Discipline¹

Maintaining an orderly learning environment is an essential part of each teacher's instructional responsibilities. A teacher's ability to foster appropriate student behavior is an important factor in the teacher's educational effectiveness. The Superintendent shall ensure that all teachers, other certificated [licensed] educational employees (except for individuals employed as paraprofessional educators), and persons providing a student's related service(s):² (1) maintain discipline in the schools as required in the School Code, and (2) follow the School Board policies and administrative procedures on student conduct, behavior, and discipline.

When a student's behavior is unacceptable, the teacher should first discuss the matter with the student, if appropriate.³ If the unacceptable behavior continues, the teacher should consult with the Building Principal and/or discuss the problem with the parent(s)/guardian(s). A teacher may remove any student from the learning setting whose behavior interferes with the lessons or participation of fellow students.⁴ A student's removal must be in accordance with Board policy and administrative procedures.

Teachers shall not use disciplinary methods that may be damaging to students, such as ridicule, sarcasm, or excessive temper displays. Corporal punishment (including slapping, paddling, or prolonged maintenance of a student in physically painful positions, and intentional infliction of bodily harm) may not be used. Teachers may use reasonable force as needed to keep students, school personnel, and others safe, or for self-defense or defense of property.⁵

¹ State or federal law controls this policy's content. This policy contains an item on which collective bargaining may be required. Any policy that impacts upon wages, hours, and terms and conditions of employment, is subject to collective bargaining upon request by the employee representative, even if the policy involves an inherent managerial right.

This policy is consistent with the minimum requirements of State law. The local collective bargaining agreement may contain provisions that exceed these requirements for employees covered by it. If this policy's subject matter is superseded by a bargaining agreement, the board policy can state, "Please refer to the applicable collective bargaining agreement(s)." For employees not covered by a collective bargaining agreement, the policy should reflect the board's current practice.

2 23 Ill.Admin. Code §1.280. "Persons providing a student-s related service(s)" includes both certificated [licensed] and non-certificated [non-licensed] employees. 105 ILCS 5/24-24.

³ School officials determine whether a behavioral intervention is *appropriate*. See 105 ILCS 5/10-22.6(b-20). **amended by P.A. 99-456**

⁴ Teachers must be given the authority to remove disruptive students from the classroom. 105 ILCS 5/24-24.

An in-school suspension program may focus on promoting non-violent conflict resolution and positive interaction with other students and school personnel, and districts may employ a school social worker or a licensed mental health professional to oversee in-school suspension programs. 105 ILCS 5/10-22.6(l) **added by P.A. 100-1035**. Consult the board attorney regarding whether a teacher needs to be present for an in-school suspension program overseen by a school social worker or licensed mental health professional, and whether other licensed school support personnel (such as a school counselor or school psychologist) may oversee an in-school suspension program.

⁵ Required by 105 ILCS 5/24-24. See sample policy 7:190, *Student Behavior*, for a discussion of corporal punishment.

LEGAL REF.: 105 ILCS 5/24-24.
23 Ill.Admin.Code §1.280.

CROSS REF.: 2:150 (Committees), 7:190 (Student Behavior), 7:230 (Misconduct by Students with Disabilities)

Instruction

Educational Philosophy and Objectives ¹

The District's educational program will seek to provide an opportunity for each student to develop to his or her maximum potential. The objectives for the educational program are to:

1. Foster students' self-discovery, self-awareness, and self-discipline.
2. Develop students' awareness of and appreciation for cultural diversity.
3. Stimulate students' intellectual curiosity and growth.
4. Provide students with fundamental career concepts and skills.
5. Help students develop sensitivity to the needs and values of others and a respect for individual and group differences.
6. Help each student strive for excellence and instill a desire to reach the limit of his or her potential.
7. Encourage students to become lifelong learners.
8. Provide an educational climate and culture free of bias concerning the protected classifications identified in policy 7:10, *Equal Educational Opportunities*.

In order for the Board to monitor whether the educational program is attaining these objectives and to be knowledgeable of current and future resource needs, the Superintendent shall prepare an annual report that includes:

1. A review and evaluation of the present curriculum.
2. A projection of curriculum and resource needs.
3. An evaluation of, and plan to eliminate, any bias in the curriculum or instructional materials and methods concerning the classifications referred to in item 8, above.
4. Any plan for new or revised instructional program implementation.
5. A review of present and future facility needs.

CROSS REF: 1:30 (School District Philosophy), 3:10 (Goals and Objectives), 6:15 (School Accountability), 7:10 (Equal Educational Opportunities)

¹ For more information about detecting ends and efficiently monitoring district performance, see IASB's *Foundational Principles of Effective Governance*, at: www.iasb.com/principles.cfm.

The items in both the objectives and monitoring lists are only examples. Each board should customize this policy, and re-visit it periodically, to ensure it is responsive to the district's needs and is effective and dynamic.

Alternative or additional objectives for the educational program might include one or more of the following:

1. Have all students meet or exceed State standards in their academic pursuits.
2. Provide meaningful learning activities for all students who have the capacity to learn.
3. Provide opportunities for students to develop emotionally, morally, and socially as well as to gain knowledge and skills to develop and maintain healthy minds and bodies.
4. Foster an appreciation for the efficient use of natural resources.
5. Cultivate students' understanding and appreciation for democracy and the history of the United States.
6. Have students take responsibility for their own actions including understanding **ing** their role in creating a positive learning environment as well as being active participants in the learning process.
7. Provide opportunities for students' parents/guardians to participate in their child's academic achievement and school performance.

Students

Orders to Forgo Life-Sustaining Treatment ¹

Written orders from parents/guardians to forgo life-sustaining treatment for their child must be signed by the student's physician and given to the Superintendent. This policy shall be interpreted in accordance with the Illinois Health Care Surrogate Act. 755 ILCS 40/. ²

Whenever an order to forgo life-sustaining treatment is received, the Superintendent shall convene a multi-disciplinary team that includes:

1. The student, when appropriate;
2. The student's parents/guardians;
3. Other medical professionals, e.g., licensed physician, physician's assistant, or nurse practitioner;
4. Local first responders for the building in which the student is assigned to attend school; ³
5. The school nurse;
6. Clergy, if requested by the student or his or her parents/guardians;
7. Other individuals to provide support to the student or his or her parents/guardians; and
8. School personnel designated by the Superintendent. ^{4 5}

The team shall determine guidelines to be used by school staff members in the event the child suffers a life-threatening episode at school or a school event. ⁶

¹ This policy is optional. State or federal law controls this policy's content. This policy concerns an area in which the law is unsettled in that there is no statute or binding decision resolving competing interests and providing direction to schools for handling *do not resuscitate* (DNR) orders or Practitioner Orders for Life-Sustaining Treatment (POLST) forms. For information on the Ill. Dept. of Public Health's Uniform POLST Form, see <https://dph.illinois.gov/topics-services/health-care-regulation/nursing-homes/advance-directives/polst-guidance-health-care.html#completing-reviewing-polst-form>.

² The Health Care Surrogate Act grants parents and court-appointed guardians the authority to decide whether to forgo life-sustaining treatment on behalf of their minor child in certain situations. 755 ILCS 40/20. The child must suffer a *qualifying condition*, which means the existence of a terminal condition, permanent unconsciousness, or an incurable or irreversible condition. These terms are defined in the Act.

The Act does not address the obligation of school staff members to comply with orders to forgo life-sustaining treatment, including DNR orders and POLST forms. Rather, the Act is silent regarding directives on life-sustaining care outside a health care facility or performed by a non-health care provider. The law does, however, indicate who should be the ultimate decision maker – the parents/guardians. School officials should use the Act, after consulting the school board's attorney, as a guideline.

³ Municipal and/or village ordinances may affect response time and care from first responders.

⁴ Consult the board attorney regarding the establishment of a multi-disciplinary team and whether attendance at meetings is necessary. Implementing orders to forgo life-sustaining care implicates the laws prohibiting discrimination on the basis of a disability. IDEA, 20 U.S.C. §1401; Section 504, 29 U.S.C. §794; ADA, 42 U.S.C. §12101 *et seq.*, amended by the Americans with Disabilities Act Amendments Act (ADAAA), Pub.L. 110-325 and modified by the Lilly Ledbetter Fair Act, Pub.L. 111-2. A school agreeing to abide by such an order does so because of the disability's severity; a less severely disabled or non-disabled student would be treated differently. The U.S. Dept. of Education's Office for Civil Rights approved a policy that provided for a multi-disciplinary team to develop individually designed interventions. School staff members must use these interventions that might require honoring an order to forgo life-sustaining care. 21 IDELR 83 (3-31-94). This sample policy balances the interests of the parents/guardians with the district's obligation under federal law by using such a team. However, liability may exist when a district determines specific interventions and then does not provide them. See *In re Estate of Stewart*, 406 Ill.Dec. 345 (2nd Dist. 2016) (denying tort immunity to district, finding its response to a student's asthma attack was willful and wanton (which district disputed as a possible heart attack)); *In re Estate of Stewart*, 412 Ill.Dec. 914 (Ill. 2017) (school district's appeal denied).

⁵ Consult the board attorney about requiring teachers and other non-administrative school employees to administer medical care and/or treatment to students who are subjects of orders to forgo life-sustaining treatment. Generally, only licensed (formerly certificated) school nurses and non-licensed (formerly non-certificated) registered professional nurses may be required to administer medication to students. See 105 ILCS 5/10-22.21b and f/n 1 in policy 7:270, *Administering Medicines to Students*.

⁶ The following are two optional sentences to add at the end of this paragraph:

District personnel shall convey orders to forgo life-sustaining treatment to the appropriate emergency or healthcare provider.

LEGAL REF.: Health Care Surrogate Act, 755 ILCS 40/
Cruzan v. Director, Missouri Dept. of Health, 497 U.S. 261 (1990).
In re C.A., a minor, 236 Ill.App.3d 594 (1st Dist. 1992).

-
- Option 1:** The Superintendent or designee will ensure minutes are taken that summarize the decisions and guidelines made during multi-disciplinary meetings and obtain signatures of the child's parents/guardians on the minutes of each multi-disciplinary meeting.
- Option 2:** The Superintendent or designee will monitor the effectiveness of the guidelines established during the multi-disciplinary meetings at times the multi-disciplinary team determines are necessary.
- Boards may choose either or both options.

Students

Student Athlete Concussions and Head Injuries¹

The Superintendent or designee shall develop and implement a program to manage concussions and head injuries suffered by students. The program shall:

1. Fully implement the Youth Sports Concussion Safety Act (YSCSA), that provides, without limitation, each of the following:²
 - a. The Board must appoint or approve member(s) of a Concussion Oversight Team for the District.³
 - b. The Concussion Oversight Team shall establish each of the following based on peer-reviewed scientific evidence consistent with guidelines from the Centers for Disease Control and Prevention:⁴
 - i. A return-to-play protocol governing a student's return to interscholastic athletics practice or competition following a force of impact believed to have caused a concussion. The Superintendent or designee shall supervise an athletic

¹ Three Illinois statutes in the School Code have addressed student concussions:

1. The Youth Sports Concussion Safety Act (YSCSA) (105 ILCS 5/22-80), added by P.A. 99-245; amended by P.A.s 99-486 (delayed the compliance deadline until the beginning of the 2016-2017 school year) and 100-747, eff. 1-1-19. The Act contains concussion safety directives for school boards and certain identified staff members. A school district must implement 105 ILCS 5/22-80 if it offers interscholastic athletic activities or interscholastic athletics under the direction of a coach (volunteer or school employee), athletic director, or band leader. A school district may need to implement its return-to-learn protocol for a student's return to the classroom after he or she is believed to have experienced a concussion, "whether or not the concussion took place while the student was participating in an interscholastic activity." 105 ILCS 5/22-80(d). For a comprehensive discussion of this Act, see the IASB publication *Checklist for Youth Sports Concussion Safety Act* at: www.iasb.com/iasb/media/documents/checklistconcussionsafetyact.pdf. Helpful guidance for implementing this law is available from the Lurie Children's Hospital's *A Guide for Teachers and School Professionals*.
2. 105 ILCS 25/1.15 requires: (a) all high school coaching personnel to complete online concussion awareness training; and (b) all student athletes to view the Ill. High School Association (IHSA) video about concussions.
3. 105 ILCS 25/1.20, added by P.A. 99-831 requires the IHSA to require all member districts that have certified athletic trainers to have those trainers complete and submit a monthly report on student-athletes who have sustained a concussion during: (1) a school-sponsored activity overseen by the athletic trainer; or (2) a school-sponsored event of which the athletic director is made aware.

The Centers for Disease Control and Prevention (CDC) explains that a concussion is a type of traumatic brain injury caused by a bump, blow, or jolt to the head, or by a hit to the body that causes the head and brain to move rapidly back and forth. See www.cdc.gov/headsup/index.html. The CDC website contains excellent resources for the recognition, response, and prevention of concussions, including the opportunity to order or download free educational materials on concussions that can be distributed to parents, students, and coaches.

² 105 ILCS 5/22-80, added by P.A. 99-245; amended by P.A.s 99-486, 100-309, and 100-747, eff. 1-1-19.

³ 105 ILCS 5/22-80(d), added by P.A. 99-245; amended by P.A.s 99-486 and 100-309. A physician, to the extent possible, must be on the Team. If the school employs an athletic trainer and/or nurse, they must be on the Team to the extent practicable. The Team must include, at a minimum, one person who is responsible for implementing and complying with the return-to-play and return-to-learn protocols adopted by the Team. Other licensed health care professionals may be appointed to serve on the Team. The statute provides that the Team may be composed of only one person who need not be a licensed healthcare professional, however, that person may not be a coach. *Id.*

As this is administrative/staff work rather than governance work, the best practice is to have the Concussion Oversight Team be an *administrative* committee, but consult the board attorney for guidance. If it is a board committee, it must comply with the Open Meetings Act, 5 ILCS 120/1.02. For a discussion of the Open Meetings Act's treatment of committees, see the footnotes in 2:150, *Committees*.

⁴ 105 ILCS 5/22-80(d).

- trainer or other person responsible for compliance with the return-to-play protocol.⁵
- ii. A return-to-learn protocol governing a student's return to the classroom following a force of impact believed to have caused a concussion. The Superintendent or designee shall supervise the person responsible for compliance with the return-to-learn protocol.⁶
 - c. Each student and the student's parent/guardian shall be required to sign a concussion information receipt form each school year before participating in an interscholastic athletic activity.⁷
 - d. A student shall be removed from an interscholastic athletic practice or competition immediately if any of the following individuals believes that the student sustained a concussion during the practice and/or competition: a coach, a physician, a game official, an athletic trainer, the student's parent/guardian, the student, or any other person deemed appropriate under the return-to-play protocol.⁸
 - e. A student who was removed from interscholastic athletic practice or competition shall be allowed to return only after all statutory prerequisites are completed, including without limitation, the return-to-play and return-to-learn protocols developed by the

⁵ The **YSCSA** contains requirements for a student to return to play following a concussion Id. The supervisor of the person responsible for compliance with the return-to-play protocol may not be a coach. The student's treating physician, physician assistant, advanced practice registered nurse, or an athletic trainer working under a physician's supervision must evaluate and find that it is safe for the student to return to play. The student's parent/guardian must sign a consent form that complies with statutory prerequisites. In addition, the student must also complete the requirements in the district's return-to-play and return-to-learn protocols. Thus, the district through its protocols may add requirements for the student's return, but may not delete any statutory requirements.

It is an open question whether the return-to-play protocol is limited to when the concussion occurred during an interscholastic athletic activity because the statute does not state "whether or not the concussion took place while the student was participating in an interscholastic athletic activity." It makes sense, however, to apply the return-to-play protocol whenever a student suffers a concussion before allowing him or her to participate in an interscholastic athletic activity. See IHSA's *Post-concussion Consent Form (RTP/RTL)* at: <http://ihsa.org/Resources/Sports-Medicine/Concussion-Management/Concussion-Resources.aspx> <http://ihsa.org/Resources/Sports-Medicine/Concussion-Management/Concussion-Resources>.

⁶ 105 ILCS 5/22-80(g), added by P.A. 99-245; amended by P.A.s 99-486, 100-309, and 100-747, eff. 1-1-19. The supervisor of the person responsible for compliance with the return-to-learn protocol may not be a coach. The return-to-learn protocol governs a student's return to the classroom after a concussion, whether or not the concussion took place while the student was participating in an interscholastic athletic activity. Guidance from Lurie Children's Hospital explains that recovery from a concussion must be an individualized process because no two concussions are the same. See *Return to Learn after a Concussion: A Guide for Teachers and School Professionals*, Lurie Children's Hospital, at: www.luriechildrens.org/globalassets/media/pages/specialties--conditions/programs/concussion-program/documents/lurie-return-to-learn-guide-2017-updated.pdf. This *Guide* explains that a student's full recovery depends on both cognitive rest and physical rest. It suggests using a multidisciplinary team to facilitate a student's return to the classroom and provides examples of accommodations and interventions. It also stresses the importance of identifying a school staff member who will function as a case manager or concussion management leader, such as a school nurse, athletic trainer, or school counselor. See IHSA's *Post-concussion Consent Form (RTP/RTL)* at: <http://ihsa.org/Resources/Sports-Medicine/Concussion-Management/Concussion-Resources>.

⁷ 105 ILCS 5/22-80(e), added by P.A. 99-245, amended by P.A. 99-486. *Interscholastic athletic activity* is defined in **105 ILCS 5/22-80(a)** as "any organized school-sponsored or school-sanctioned activity for students, generally outside of school instructional hours, under the direction of a coach, athletic director, or band leader, including, but not limited to, baseball, basketball, cheerleading, cross country track, fencing, field hockey, football, golf, gymnastics, ice hockey, lacrosse, marching band, rugby, soccer, skating, softball, swimming and diving, tennis, track (indoor and outdoor), ultimate Frisbee, volleyball, water polo, and wrestling." The form must be approved by the IHSA. See <http://ihsa.org/Resources/Sports-Medicine/Concussion-Management/Concussion-Resources>, for *IHSA Concussion Protocols* and *IHSA Sports Medicine Acknowledgement & Consent Form* (Concussion, PES, Asthma Medication).

⁸ 105 ILCS 5/22-80(f), added by P.A. 99-245, amended by P.A. 99-486

- Concussion Oversight Team. An athletic team coach or assistant coach may not authorize a student's return-to-play or return-to-learn.⁹
- f. The following individuals must complete concussion training as specified in the **Youth Sports Concussion Safety Act YSCSA**: all coaches or assistant coaches (whether volunteer or a district employee) of interscholastic athletic activities; nurses, licensed healthcare professionals or non-licensed healthcare professionals who serve on the Concussion Oversight Team (whether or not they serve on a volunteer basis); athletic trainers; game officials of interscholastic athletic activities; and physicians who serve on the Concussion Oversight Team.¹⁰
 - g. The Board shall approve school-specific emergency action plans for interscholastic athletic activities to address the serious injuries and acute medical conditions in which a student's condition may deteriorate rapidly.¹¹
2. Comply with the concussion protocols, policies, and by-laws of the Illinois High School Association (IHSA), including its *Protocol for Implementation of NFHS Sports Playing Rules for Concussions, which includes its Return to Play (RTP) Policy*.¹² These specifically require that:
 - a. A student athlete who exhibits signs, symptoms, or behaviors consistent with a concussion in a practice or game shall be removed from participation or competition at that time.
 - b. A student athlete who has been removed from an interscholastic contest for a possible concussion or head injury may not return to that contest unless cleared to do so by a physician licensed to practice medicine in all its branches in Illinois or a certified athletic trainer.
 - c. If not cleared to return to that contest, a student athlete may not return to play or practice until the student athlete has provided his or her school with written clearance from a physician licensed to practice medicine in all its branches in Illinois, advanced

⁹ 105 ILCS 5/22-80(g), added by P.A. 99-245, amended by P.A.s 99-486, 100-309, and 100-747, eff. 1-1-19. Most students with a concussion will not need a formal 504 plan or individualized education program; contact the board attorney whenever one is requested or the student's symptoms are prolonged.

¹⁰ 105 ILCS 5/22-80(h), added by P.A. 99-245, amended by P.A.s 99-486 and 100-309. Individuals covered by this training mandate must take a training course from an authorized training provider prior to serving on a Concussion Oversight Team (Team) and at least once every two years (or if not serving on the Team, at least once every two years). See the footnotes in 5:100, *Staff Development Program*. Physicians on Teams are required, to the greatest extent practicable, to periodically take an appropriate medical course on concussions. 105 ILCS 5/22-80(h)(3).

Note: *Licensed healthcare professionals* includes nurses and licensed clinical psychologists, physical therapists, occupational therapists, physicians' assistants, and athletic trainers working under the supervision of a physician. 105 ILCS 5/22-80(b). *Non-licensed healthcare professionals* is not specifically defined. Therefore, it is not entirely clear if a Team may include an individual, i.e., a building principal that is not mandated to take the training. As a matter of best practice and to reduce liability, all Team members should receive the training; however, consult with the board attorney for further guidance.

¹¹ 105 ILCS 5/22-80(i), amended by P.A. 102-1006, added by P.A. 99-245; amended by P.A. 99-486. A template is available on the IHSA website under *Emergency Action Plan (EAP) Resources* at:

<http://ihsa.org/Resources/Sports-Medicine/Concussion-Management/Concussion-Resources>.

¹² The **IHSA** *Protocol for Implementation of NFHS Sports Playing Rules for Concussions* (<http://ihsa.org/documents/sportsMedicine/Concussion%20Protocols.pdf>) contains concussion information, provides instructions when a student athlete sustains an apparent concussion, and includes a *Return to Play (RTP) Policy*. The *Return to Play (RTP) Policy* addresses the requirements for returning a student athlete to play after he or she exhibits signs, symptoms, or behaviors of a concussion.

- practice registered nurse, physician assistant or a certified athletic trainer working in conjunction with a physician licensed to practice medicine in all its branches in Illinois.¹³
3. Require that all high school coaching personnel, including the head and assistant coaches, and athletic directors obtain online concussion certification by completing online concussion awareness training in accordance with 105 ILCS 25/1.15.¹⁴
 4. Require all student athletes to view the IHSA video about concussions.¹⁵
 5. Inform student athletes and their parent(s)/guardian(s) about this policy in the *Agreement to Participate* or other written instrument that a student athlete and his or her parent/guardian must sign before the student is allowed to participate in a practice or interscholastic competition.¹⁶
 6. Provide coaches and student athletes and their parent(s)/guardian(s) with educational materials from the IHSA regarding the nature and risk of concussions and head injuries, including the risks inherent in continuing to play after a concussion or head injury.¹⁷
 7. Include a requirement for staff members to notify the parent/guardian of a student who exhibits symptoms consistent with that of a concussion.¹⁸
 8. Include a requirement for staff members to distribute the Ill. Dept. of Public Health concussion brochure to any student or the parent/guardian of a student who may have sustained a concussion, regardless of whether or not the concussion occurred while the student was participating in an interscholastic athletic activity, if available.¹⁹
- [For high school districts that belong to the IHSA and have certified athletic trainers.]*
9. Include a requirement for certified athletic trainers to complete and submit a monthly report to the IHSA on student-athletes who have sustained a concussion during: 1) a school-sponsored activity overseen by the athletic trainer; or 2) a school-sponsored event of which the athletic director is made aware.²⁰

¹³ 105 ILCS 5/22-80(g)(4) amended by P.A.s 100-309 and 100-747, eff. 1-1-19 and 225 ILCS 65/20-10. amended by P.A. 100-513 P.A. 100-513 amended the Nurse Practice Act to add *registered* to the definition of *advanced practice registered nurse*; P.A. 100-747, eff. 1-1-19, similarly amended Section 105 ILCS 5/22-80.

¹⁴ 105 ILCS 25/1.15(b) requires high school coaching personnel and athletic directors hired before 8-18-14 to have been certified by 8-19-15. Coaching personnel and athletic directors hired on or after 8-19-14 must be certified before the starting date of their position.

¹⁵ 105 ILCS 25/1.15(e).

¹⁶ Required by 23 Ill.Admin.Code §1.530(b). IHSA drafted a sample *Concussion Information Sheet*, which is included within the *IHSA Sports Medicine Acknowledgement & Consent Form* and has been incorporated into 7:300-E1, *Agreement to Participate*. See <http://ihsa.org/Resources/Sports-Medicine/Concussion-Management/Concussion-Resources>.

An ISBE rule defines *health-related information* to include a concussion policy acknowledgment 23 Ill.Admin.Code §375.10. The acknowledgment, therefore, must be kept with the student's school student records as a temporary record. 23 Ill.Admin.Code §375.40.

¹⁷ IHSA has produced educational materials on concussions for coaches, parents/guardians, student athletes, and the school and health care providers on concussions. See:

<http://ihsa.org/Resources/Sports-Medicine/Concussion-Management/Concussion-Resources>.

¹⁸ This provision is optional.

¹⁹ Required by 20 ILCS 2310/2310-307 added by P.A. 100-747, eff. 1-1-19. The Ill. Dept. of Public Health did not develop its own brochure, but it refers to the CDC's *Heads Up* campaign brochures which include concussion fact sheets for athletes, parents, coaches, and school professionals, see <https://dph.illinois.gov/topics-services/prevention-wellness/injury-violence-prevention/concussion.html>.

²⁰ Required by 105 ILCS 25/1.20 added by P.A. 99-831 for high school districts that belong to the IHSA and have certified athletic trainers.

LEGAL REF.: 105 ILCS 5/22-80.
105 ILCS 25/1.15, Interscholastic Athletic Organization Act.
20 ILCS 2310/2310-307, Civil Administrative Code of Illinois.

CROSS REF.: 4:170 (Safety), 5:100 (Staff Development Program), 7:300 (Extracurricular Athletics)

Students

Student Use of Buildings - Equal Access ¹

[For high school and unit districts]

Student groups or clubs that are not school sponsored are granted free use of school premises for a meeting or series of meetings under the following conditions: ²

1. The meeting is held during those non-instructional times identified by the Superintendent or designee for non-curricular student groups, clubs, or organizations to meet. *Non-instructional time* means time set aside by the school before actual classroom instruction begins or after actual classroom instruction ends. *Non-curricular student groups* are those student groups, clubs, or organizations that do not directly relate to the curriculum. ³

¹ State or federal law controls this policy's content. This policy concerns an area in which the law is unsettled. This sample policy implements the Equal Access Act (EAA) (20 U.S.C. §4071 *et seq*). The EAA applies to public secondary schools that receive federal financial assistance. The policy should be adopted by districts with secondary school(s) that wish to establish or already have a *limited open forum* as defined in the EAA and quoted below. The policy allows non-school sponsored student groups to meet on school premises, free of charge, on the same basis that non-curriculum related student groups are allowed to meet. Hence the policy is named, *Equal Access*.

The EAA has no applicability to the community's use of school facilities. See sample policy 8:20, *Community Use of School Facilities*.

The EAA requires a secondary school to grant fair opportunity or *equal access* to students who wish to conduct a meeting within a *limited open forum* without regard to the religious, political, philosophical, or other content of the speech at such a meeting. A secondary school has a *limited open forum* whenever it "grants an offering to or opportunity for one or more noncurriculum related student groups to meet on school premises during noninstructional time." 20 U.S.C. §4071(a). Thus, the equal access obligation is triggered when a secondary school allows one *non-curriculum related* group, e.g., a sports team, to meet.

The EAA's requirements may be avoided by closing the forum, i.e., by refusing to permit any non-curriculum related group to use its facilities (thereby creating a closed forum). But creating a closed forum is difficult given the U.S. Supreme Court's expansive interpretation of *non-curriculum related*.

A student group is *non-curriculum related* if it does not directly relate to the body of courses offered by the school. Bd. of Ed. of Westside Community Sch. Dist. v. Mergens, 496 U.S. 226 (1990). School officials cannot avoid triggering the EAA's equal access requirements by tying the purposes of the student clubs it wants to allow to some broadly defined educational goal. Likewise, it does not matter whether the school sponsors, recognizes, or supports the student group – the Act's equal access requirements will be triggered whenever any student group is allowed to meet that is unrelated to the curriculum. The Mergens Court said that a student group directly relates to a school's curriculum only if:

1. The group's subject matter is actually taught, or will soon be taught, in a regularly offered course;
2. The group's subject matter concerns a body of courses as a whole; or
3. Participation in the group is required for a particular course or results in academic credit.

Just as a *non-curriculum related* determination is fact-sensitive, so is determining whether a particular time period is *non-instructional time*. A morning activity period was found to be *non-instructional time* making a high school's refusal to allow a student Bible club to meet in school during that period a violation of the EAA. Donovan v. Punxsutawney Area Sch. Bd., 336 F.3d 211 (3d. Cir. 2003). The Ninth Circuit reached the opposite conclusion in a similar case. Prince v. Jacoby, 303 F.3d 1074 (9th Cir. 2002).

A school violates the EAA by allowing some student groups to meet on campus but refusing similar access to gay-lesbian clubs. Colin v. Orange Unified Sch. Dist., 83 F.Supp.2d 1135 (C.D. Cal. 2000); White County High School Peers Rising In Diverse Ed. v. White Cty. Sch. Dist., 2006 WL 1991990 (D. Ga. 2006); SAGE v. Osseo Area Sch. Dist. No. 279, 2007 WL 2885810 (D. Minn. 2007). But see Caudillo v. Lubbock Ind. Sch. Dist., 311 F.Supp.2d 550 (N.D.Tex. 2004)(school did not violate the EAA when it denied a gay student club's request for access because the "maintain order and discipline" exception applied). Note the U.S. Supreme Court refused to apply N.J.'s public accommodation law to the Boy Scouts because forcing the Boy Scouts to accept a homosexual as a member would violate the Scouts' freedom of expressive association. Boy Scouts of Amer. v. Dale, 530 U.S. 120 (2000).

² All of the listed conditions are from the EAA, except for 10 and 11.

³ 20 U.S.C. §4072.

2. All non-curriculum related student groups that are not District sponsored receive substantially the same treatment. ⁴
3. The meeting is student-initiated, meaning that the request is made by a student.
4. Attendance at the meeting is voluntary.
5. The school will not sponsor the meeting.
6. School employees are present at religious meetings only in a non-participatory capacity.
7. The meeting and/or any activities during the meeting do not materially or substantially interfere with the orderly conduct of educational activities.
8. Non-school persons do not direct, conduct, control, or regularly attend the meetings.
9. The school retains its authority to maintain order and discipline. ⁵
10. A school staff member or other responsible adult is present in a supervisory capacity.
11. The Superintendent or designee approves the meeting or series of meetings.

The Superintendent or designee shall develop administrative procedures to implement this policy.

LEGAL REF.: 20 U.S.C. §4071 *et seq.*, Equal Access Act.
Bd. of Ed. of Westside Community Sch. Dist. v. Mergens, 496 U.S. 226 (1990).
Gernetzke v. Kenosha Unified Sch. Dist. No. 1, 274 F.3d 464 (7th Cir. 2001), *cert. denied*, 535 U.S. 1017.

CROSS REF.: 7:10 (Equal Educational Opportunities), 8:20 (Community Use of School Facilities)

⁴ The Ninth Circuit Court of Appeals found that a school district violated the EAA and the student's First Amendment rights by denying her Bible club the same rights and benefits as other student clubs. Prince v. Jacoby, 303 F.3d 1074 (9th Cir. 2002). Nothing in the decision suggests that the school was required to *sponsor* the Bible club and financially support it. However, the school board voluntarily gave "associated student body" clubs certain benefits that were denied the plaintiff's religious club. Thus, the district unlawfully treated one non-curriculum related student club differently from another non-curriculum related student club.

⁵ In response to a school's invitation for all student groups to paint murals in the school hallway, a Bible club sought to include a large cross. The school principal forbade the cross in order to avoid conflicts among students – there was evidence the student body contained Satanic and neo-Nazi adherents. The principal's decision was insulated from liability under the EAA by the Act's provision that "nothing in [the Act] shall be construed to limit the authority of the school ... to maintain order and discipline on school premises." Gernetzke v. Kenosha Unified Sch. Dist. No. 1, 274 F.3d 464 (7th Cir. 2001), *cert. denied*, 535 U.S. 1017 (2002).

**RICHLAND COUNTY COMMUNITY UNIT SCHOOL DISTRICT NO. 1
OLNEY, ILLINOIS**

TREASURER'S REPORT

| | Beginning Cash Balance | Cash Receipts/Adjusting Entries Month Ended | Cash Disbursements/ Adjusting Entries Month Ended | Investments Cashed(+) or Invested(-) | Cash Balance | Certificate of Deposit Investments | 32 CD and Cash Total |
|--------------------------|------------------------|---|---|--------------------------------------|----------------------|------------------------------------|-------------------------|
| Fund | 05/31/23 | 06/30/23 | 06/30/23 | 06/30/23 | 06/30/23 | 06/30/23 | 06/30/23 |
| Education | \$ 7,033,619.34 | \$ 1,512,213.72 | \$ 1,345,254.04 | | \$ 7,200,579.02 | 12,800,000.00 | 20,000,579.02 |
| Building and Grounds | \$ 2,305,773.60 | \$ 724.73 | \$ 208,612.39 | | \$ 2,097,885.94 | 1,200,000.00 | 3,297,885.94 |
| Debt Service | \$ 187,415.15 | \$ 58.91 | \$ - | | \$ 187,474.06 | - | 187,474.06 |
| Transportation | \$ 1,332,192.17 | \$ 27,970.21 | \$ 69,147.52 | | \$ 1,291,014.86 | - | 1,291,014.86 |
| IMRF/Social Security | \$ 661,075.37 | \$ 207.78 | \$ 210,580.21 | | \$ 450,702.94 | - | 450,702.94 |
| Capital Projects | \$ 1,353,833.33 | \$ 151,034.29 | \$ 469,160.75 | | \$ 1,035,706.87 | | 1,035,706.87 |
| Working Cash | \$ 498,800.10 | \$ 156.78 | | | \$ 498,956.88 | 500,000.00 | 998,956.88 |
| Tort | \$ 335,091.65 | \$ - | \$ 335,091.65 | | \$ 0.00 | | 0.00 |
| Life Safety | \$ 140,225.76 | \$ 44.07 | | | \$ 140,269.83 | | 140,269.83 |
| Total | 13,848,026.47 | 1,692,410.49 | 2,637,846.56 | - | 12,902,590.40 | 14,500,000.00 | 27,402,590.40 |
| | | | | | 12,902,590.40 | | |
| Add CD's | 14,500,000.00 | | | | | | |
| Total with CD's | 28,348,026.47 | 1,692,410.49 | 2,637,846.56 | | 27,402,590.40 | | |
| Assets | | | | | | | |
| Student Activity Fund | \$ 492,704.79 | | | | \$ 492,704.79 | | |
| Health Fund Checking | \$ 168,014.59 | | | | \$ 170,288.02 | | |
| IHI Reserve Checking | \$ 13,127.20 | | | | \$ 13,131.51 | | |
| Building Trades | \$ - | | | | \$ - | | |
| Revolving Funds | \$ 8,000.00 | | | | \$ 8,000.00 | | |
| Total Assets | 681,846.58 | | | | 684,124.32 | | |
| Total with Assets | 29,029,873.05 | | | | 28,086,714.72 | | |

| Account Level | | | | Beginning | June 2022-23 | June 2022-23 | Ending | 2022-23 | | |
|---------------|------|------|----|-------------|--------------------------------|-------------------|------------------|-------------|----------------|---------------|
| FDTLOC | FUNC | OBJ | SJ | Description | Balance | Beginning Balance | Monthly Activity | Balance | FYTD Activity | |
| 10A010 | 1052 | 0000 | 00 | 000000 | RCHS Revolving Fund | 6,000.00 | 6,000.00 | 0.00 | 6,000.00 | 0.00 |
| 10A010 | 1053 | 0000 | 00 | 000000 | RCMS Revolving Fund | 2,000.00 | 2,000.00 | 0.00 | 2,000.00 | 0.00 |
| 10A010 | 1120 | 0000 | 00 | 000000 | ED Cash On Hand | 8,337,953.00 | 7,033,619.34 | 166,959.68 | 7,200,579.02 | -1,137,373.98 |
| 10A010 | 1125 | 0000 | 00 | 000000 | IHI Reserve MMCH | 11,871.09 | 11,919.19 | 4.31 | 11,923.50 | 52.41 |
| 10A010 | 1126 | 0000 | 00 | 000000 | RCCU Health Ins CH | 168,884.75 | 168,014.59 | 2,273.43 | 170,288.02 | 1,403.27 |
| 10A010 | 1210 | 0000 | 00 | 000000 | ED CD | 7,870,000.00 | 12,800,000.00 | 0.00 | 12,800,000.00 | 4,930,000.00 |
| 10A010 | 1721 | 0000 | 00 | 000000 | Building Trades 1403 Heather L | 0.00 | 0.00 | 0.00 | 0.00 | 0.00 |
| 10A010 | 1722 | 0000 | 00 | 000000 | | 0.00 | 0.00 | 0.00 | 0.00 | 0.00 |
| 10A010 | 1723 | 0000 | 00 | 000000 | 1311 Heather Lane | 0.00 | 0.00 | 0.00 | 0.00 | 0.00 |
| 10A999 | 1260 | 0000 | 00 | 000000 | Studnt Activ Fnd Cash/Invest | 492,704.79 | 492,704.79 | 0.00 | 492,704.79 | 0.00 |
| 10A--- | ---- | ---- | -- | ----- | | 16,889,413.63 | 20,514,257.91 | 169,237.42 | 20,683,495.33 | 3,794,081.70 |
| 10L010 | 4310 | 0000 | 00 | 000000 | Accounts Payable | 0.00 | 0.00 | 0.00 | 0.00 | 0.00 |
| 10L010 | 4811 | 0000 | 00 | 000000 | TRS (Teacher Retire System) | 0.00 | 0.00 | 0.00 | 0.00 | 0.00 |
| 10L010 | 4812 | 0000 | 00 | 000000 | FIT (Federal Income Tax) | 0.00 | 0.00 | 0.00 | 0.00 | 0.00 |
| 10L010 | 4813 | 0000 | 00 | 000000 | SIT (State Income Tax) | 0.00 | 0.00 | 0.00 | 0.00 | 0.00 |
| 10L010 | 4814 | 0000 | 00 | 000000 | IMRF(IL Municipal Retire Fund) | 0.00 | 0.00 | 0.00 | 0.00 | 0.00 |
| 10L010 | 4815 | 0000 | 00 | 000000 | Annuities Payable | 0.00 | 0.00 | 0.00 | 0.00 | 0.00 |
| 10L010 | 4816 | 0000 | 00 | 000000 | Employee Ins Payable | -166,293.93 | -165,436.79 | -2,277.74 | -167,714.53 | -1,420.60 |
| 10L010 | 4817 | 0000 | 00 | 000000 | FICA (Fed Ins Contrib Act) | 0.00 | 0.00 | 0.00 | 0.00 | 0.00 |
| 10L010 | 4817 | 0000 | 10 | 000000 | Medicare - N/C | 0.00 | 0.00 | 0.00 | 0.00 | 0.00 |
| 10L010 | 4818 | 0000 | 00 | 000000 | Medicare Cert | 0.00 | 0.00 | 0.00 | 0.00 | 0.00 |
| 10L010 | 4819 | 0000 | 00 | 000000 | Other P/R Deduction | -7,679.80 | -7,488.08 | 0.00 | -7,488.08 | 191.72 |
| 10L010 | 4990 | 0000 | 00 | 000000 | Misc Liab Direct Deposit | 0.00 | 0.00 | 0.00 | 0.00 | 0.00 |
| 10L100 | 9235 | 0000 | 00 | 000000 | Future Tigers | 0.00 | 0.00 | 0.00 | 0.00 | 0.00 |
| 10L--- | ---- | ---- | -- | ----- | | -173,973.73 | -172,924.87 | -2,277.74 | -175,202.61 | -1,228.88 |
| 10Q010 | 7300 | 0000 | 00 | 000000 | ED Fund Balance | -1,810,053.98 | -1,810,053.98 | 0.00 | -1,810,053.98 | 0.00 |
| 10Q010 | 7310 | 0000 | 00 | 000000 | ED Rev/Exp Summary | -13,299,848.69 | -16,925,741.83 | -166,959.68 | -17,092,701.51 | -3,792,852.82 |
| 10Q010 | 7320 | 0000 | 00 | 000000 | Emcumbrance | 0.00 | 0.00 | 0.00 | 0.00 | 0.00 |
| 10Q010 | 7330 | 0000 | 00 | 000000 | Excess/Difference | -1,112,832.44 | -1,112,832.44 | 0.00 | -1,112,832.44 | 0.00 |
| 10Q999 | 7150 | 0000 | 00 | 000000 | Reserved StudentActiv Fund Bal | -492,704.79 | -492,704.79 | 0.00 | -492,704.79 | 0.00 |
| 10Q--- | ---- | ---- | -- | ----- | | -16,715,439.90 | -20,341,333.04 | -166,959.68 | -20,508,292.72 | -3,792,852.82 |
| 10---- | ---- | ---- | -- | ----- | | 0.00 | 0.00 | 0.00 | 0.00 | 0.00 |
| 20A010 | 1120 | 0000 | 00 | 000000 | BLDG CASH ON HAND | 1,634,912.09 | 2,305,773.60 | -207,887.66 | 2,097,885.94 | 462,973.85 |
| 20A010 | 1210 | 0000 | 00 | 000000 | BLDG CD | 1,700,000.00 | 1,200,000.00 | 0.00 | 1,200,000.00 | -500,000.00 |
| 20A010 | 1310 | 0000 | 00 | 000000 | DUE FROM BLDG FUND | 0.00 | 0.00 | 0.00 | 0.00 | 0.00 |
| 20A--- | ---- | ---- | -- | ----- | | 3,334,912.09 | 3,505,773.60 | -207,887.66 | 3,297,885.94 | -37,026.15 |

| | | | | Account Level | Beginning | June 2022-23 | June 2022-23 | Ending | 2022-23 | |
|--------|------|------|----|---------------|----------------------------|-------------------|------------------|------------|---------------|-------------|
| FDTLOC | FUNC | OBJ | SJ | Description | Balance | Beginning Balance | Monthly Activity | Balance | FYTD Activity | |
| 20L010 | 4310 | 0000 | 00 | 000000 | Accounts Payable | 0.00 | 0.00 | 0.00 | 0.00 | 0.00 |
| 20L010 | 4812 | 0000 | 00 | 000000 | FIT | 0.00 | 0.00 | 0.00 | 0.00 | 0.00 |
| 20L010 | 4813 | 0000 | 00 | 000000 | SIT | 0.00 | 0.00 | 0.00 | 0.00 | 0.00 |
| 20L010 | 4814 | 0000 | 00 | 000000 | IMRF | 0.00 | 0.00 | 0.00 | 0.00 | 0.00 |
| 20L010 | 4815 | 0000 | 00 | 000000 | ANNUITIES PAYABLE | 0.00 | 0.00 | 0.00 | 0.00 | 0.00 |
| 20L010 | 4816 | 0000 | 00 | 000000 | EMPLOYEE INS PAYABLE | 0.00 | 0.00 | 0.00 | 0.00 | 0.00 |
| 20L010 | 4817 | 0000 | 00 | 000000 | FICA | 0.00 | 0.00 | 0.00 | 0.00 | 0.00 |
| 20L010 | 4817 | 0000 | 10 | 000000 | MEDICARE N/C | 0.00 | 0.00 | 0.00 | 0.00 | 0.00 |
| 20L010 | 4818 | 0000 | 00 | 000000 | MEDICARE CERT | 0.00 | 0.00 | 0.00 | 0.00 | 0.00 |
| 20L010 | 4819 | 0000 | 00 | 000000 | OTHER P/R DEDUCTIONS | 0.00 | 3.80 | 0.00 | 3.80 | 3.80 |
| 20L010 | 4990 | 0000 | 00 | 000000 | MISC LIAB DIRECT DEP | 0.00 | 0.00 | 0.00 | 0.00 | 0.00 |
| 20L--- | ---- | ---- | -- | ----- | | 0.00 | 3.80 | 0.00 | 3.80 | 3.80 |
| 20Q010 | 7300 | 0000 | 00 | 000000 | BLDG FUND BALANCE | -120,593.72 | -120,593.72 | 0.00 | -120,593.72 | 0.00 |
| 20Q010 | 7310 | 0000 | 00 | 000000 | BLDG REV/EXP SUMMARY | -2,906,658.48 | -3,077,523.79 | 207,887.66 | -2,869,636.13 | 37,022.35 |
| 20Q010 | 7320 | 0000 | 00 | 000000 | Emcumbrance | 0.00 | 0.00 | 0.00 | 0.00 | 0.00 |
| 20Q010 | 7330 | 0000 | 00 | 000000 | EXCESS/DIFFERENCE | -307,659.89 | -307,659.89 | 0.00 | -307,659.89 | 0.00 |
| 20Q--- | ---- | ---- | -- | ----- | | -3,334,912.09 | -3,505,777.40 | 207,887.66 | -3,297,889.74 | 37,022.35 |
| 20---- | ---- | ---- | -- | ----- | | 0.00 | 0.00 | 0.00 | 0.00 | 0.00 |
| 30A010 | 1120 | 0000 | 00 | 000000 | DEBT SERVICES CASH ON HAND | 537,992.42 | 187,415.15 | 58.91 | 187,474.06 | -350,518.36 |
| 30A010 | 1210 | 0000 | 00 | 000000 | DEBT SERVICES CD | 0.00 | 0.00 | 0.00 | 0.00 | 0.00 |
| 30A--- | ---- | ---- | -- | ----- | | 537,992.42 | 187,415.15 | 58.91 | 187,474.06 | -350,518.36 |
| 30L010 | 4310 | 0000 | 00 | 000000 | Accounts Payable | 0.00 | 0.00 | 0.00 | 0.00 | 0.00 |
| 30L--- | ---- | ---- | -- | ----- | | 0.00 | 0.00 | 0.00 | 0.00 | 0.00 |
| 30Q010 | 7300 | 0000 | 00 | 000000 | DEBT SERVICES FUND BALANCE | -282,524.23 | -282,524.23 | 0.00 | -282,524.23 | 0.00 |
| 30Q010 | 7310 | 0000 | 00 | 000000 | BOND REV/EXP SUMMARY | 258,965.31 | 609,542.58 | -58.91 | 609,483.67 | 350,518.36 |
| 30Q010 | 7320 | 0000 | 00 | 000000 | BOND AND INTEREST | 0.00 | 0.00 | 0.00 | 0.00 | 0.00 |
| 30Q010 | 7330 | 0000 | 00 | 000000 | EXCESS/DIFFERENCE | -514,433.50 | -514,433.50 | 0.00 | -514,433.50 | 0.00 |
| 30Q--- | ---- | ---- | -- | ----- | | -537,992.42 | -187,415.15 | -58.91 | -187,474.06 | 350,518.36 |
| 30---- | ---- | ---- | -- | ----- | | 0.00 | 0.00 | 0.00 | 0.00 | 0.00 |
| 40A010 | 1120 | 0000 | 00 | 000000 | TRANS CASH ON HAND | 841,969.14 | 1,332,192.17 | -41,177.31 | 1,291,014.86 | 449,045.72 |
| 40A010 | 1125 | 0000 | 00 | 000000 | TRANS IHI RESERVE | 1,208.01 | 1,208.01 | 0.00 | 1,208.01 | 0.00 |
| 40A010 | 1210 | 0000 | 00 | 000000 | TRANS CD | 500,000.00 | 0.00 | 0.00 | 0.00 | -500,000.00 |
| 40A--- | ---- | ---- | -- | ----- | | 1,343,177.15 | 1,333,400.18 | -41,177.31 | 1,292,222.87 | -50,954.28 |

| Account Level | | | | Beginning | June 2022-23 | June 2022-23 | Ending | 2022-23 | | |
|---------------|------|------|----|-------------|--------------------------|-------------------|------------------|-------------|---------------|-------------|
| FDTLOC | FUNC | OBJ | SJ | Description | Balance | Beginning Balance | Monthly Activity | Balance | FYTD Activity | |
| 40L010 | 4310 | 0000 | 00 | 000000 | Accounts Payable | 0.00 | 0.00 | 0.00 | 0.00 | 0.00 |
| 40L010 | 4811 | 0000 | 00 | 000000 | TRS | 0.00 | 0.00 | 0.00 | 0.00 | 0.00 |
| 40L010 | 4812 | 0000 | 00 | 000000 | FIT | 0.00 | 0.00 | 0.00 | 0.00 | 0.00 |
| 40L010 | 4813 | 0000 | 00 | 000000 | SIT | 0.00 | 0.00 | 0.00 | 0.00 | 0.00 |
| 40L010 | 4814 | 0000 | 00 | 000000 | IMRF | 0.00 | 0.00 | 0.00 | 0.00 | 0.00 |
| 40L010 | 4815 | 0000 | 00 | 000000 | ANNUITIES PAYABLE | 0.00 | 0.00 | 0.00 | 0.00 | 0.00 |
| 40L010 | 4816 | 0000 | 00 | 000000 | EMPLOYEE INS PAYABLE | 0.00 | 0.00 | 0.00 | 0.00 | 0.00 |
| 40L010 | 4817 | 0000 | 00 | 000000 | FICA | 0.00 | 0.00 | 0.00 | 0.00 | 0.00 |
| 40L010 | 4817 | 0000 | 10 | 000000 | MEDICARE N/C | 0.00 | 0.00 | 0.00 | 0.00 | 0.00 |
| 40L010 | 4818 | 0000 | 00 | 000000 | MEDICARE CERT | 0.00 | 0.00 | 0.00 | 0.00 | 0.00 |
| 40L010 | 4819 | 0000 | 00 | 000000 | OTHER P/R DEDUCTIONS | -130.14 | -121.45 | 0.00 | -121.45 | 8.69 |
| 40L010 | 4990 | 0000 | 00 | 000000 | MISC LIAB DIRECT DEPOSIT | 0.00 | 0.00 | 0.00 | 0.00 | 0.00 |
| 40L--- | ---- | ---- | -- | ----- | | -130.14 | -121.45 | 0.00 | -121.45 | 8.69 |
| 40Q010 | 7300 | 0000 | 00 | 000000 | TRANS FUND BALANCE | -125,788.52 | -125,788.52 | 0.00 | -125,788.52 | 0.00 |
| 40Q010 | 7310 | 0000 | 00 | 000000 | TRAN REV/EXP SUMMARY | -1,100,911.39 | -1,091,143.11 | 41,177.31 | -1,049,965.80 | 50,945.59 |
| 40Q010 | 7320 | 0000 | 00 | 000000 | Emcumbrance | 0.00 | 0.00 | 0.00 | 0.00 | 0.00 |
| 40Q010 | 7330 | 0000 | 00 | 000000 | EXCESS/DIFFERENCE | -116,347.10 | -116,347.10 | 0.00 | -116,347.10 | 0.00 |
| 40Q--- | ---- | ---- | -- | ----- | | -1,343,047.01 | -1,333,278.73 | 41,177.31 | -1,292,101.42 | 50,945.59 |
| 40---- | ---- | ---- | -- | ----- | | 0.00 | 0.00 | 0.00 | 0.00 | 0.00 |
| 50A010 | 1120 | 0000 | 00 | 000000 | IMRF CASH ON HAND | 149,238.05 | 661,075.37 | -210,372.43 | 450,702.94 | 301,464.89 |
| 50A010 | 1210 | 0000 | 00 | 000000 | IMRF CD | 500,000.00 | 0.00 | 0.00 | 0.00 | -500,000.00 |
| 50A--- | ---- | ---- | -- | ----- | | 649,238.05 | 661,075.37 | -210,372.43 | 450,702.94 | -198,535.11 |
| 50L010 | 4310 | 0000 | 00 | 000000 | Accounts Payable | 0.00 | 0.00 | 0.00 | 0.00 | 0.00 |
| 50L010 | 4814 | 0000 | 00 | 000000 | IMRF | 0.00 | 0.00 | 0.00 | 0.00 | 0.00 |
| 50L010 | 4817 | 0000 | 00 | 000000 | FICA | 0.00 | 0.00 | 0.00 | 0.00 | 0.00 |
| 50L010 | 4818 | 0000 | 00 | 000000 | MEDICARE | 0.00 | 0.00 | 0.00 | 0.00 | 0.00 |
| 50L010 | 4990 | 0000 | 00 | 000000 | MISC LIAB DD | 0.00 | 0.00 | 0.00 | 0.00 | 0.00 |
| 50L--- | ---- | ---- | -- | ----- | | 0.00 | 0.00 | 0.00 | 0.00 | 0.00 |
| 50Q010 | 7300 | 0000 | 00 | 000000 | IMRF FUND BALANCE | -151,984.58 | -151,984.58 | 0.00 | -151,984.58 | 0.00 |
| 50Q010 | 7310 | 0000 | 00 | 000000 | IMRF/SS REV/EXP SUMMARY | -295,907.03 | -307,744.35 | 210,372.43 | -97,371.92 | 198,535.11 |
| 50Q010 | 7330 | 0000 | 00 | 000000 | EXCESS/DIFFERENCE | -201,346.44 | -201,346.44 | 0.00 | -201,346.44 | 0.00 |
| 50Q--- | ---- | ---- | -- | ----- | | -649,238.05 | -661,075.37 | 210,372.43 | -450,702.94 | 198,535.11 |
| 50---- | ---- | ---- | -- | ----- | | 0.00 | 0.00 | 0.00 | 0.00 | 0.00 |

| Account Level | | | | Beginning | June 2022-23 | June 2022-23 | Ending | 2022-23 | |
|---------------|------|------|-----------|--------------------------------|---------------|-------------------|------------------|---------------|---------------|
| FDTLOC | FUNC | OBJ | SJ | Description | Balance | Beginning Balance | Monthly Activity | Balance | FYTD Activity |
| 60A010 | 1120 | 0000 | 00 000000 | Site & Construction Cash in on | 820,741.83 | 1,353,833.33 | -318,126.46 | 1,035,706.87 | 214,965.04 |
| 60A010 | 1210 | 0000 | 00 000000 | Site CD | 0.00 | 0.00 | 0.00 | 0.00 | 0.00 |
| 60A--- | ---- | ---- | -- | ----- | 820,741.83 | 1,353,833.33 | -318,126.46 | 1,035,706.87 | 214,965.04 |
| 60L010 | 4310 | 0000 | 00 000000 | Accounts Payable | 0.00 | 0.00 | 0.00 | 0.00 | 0.00 |
| 60L--- | ---- | ---- | -- | ----- | 0.00 | 0.00 | 0.00 | 0.00 | 0.00 |
| 60Q010 | 7300 | 0000 | 00 000000 | SITE & CONST FUND BALANCE | 0.00 | 0.00 | 0.00 | 0.00 | 0.00 |
| 60Q010 | 7310 | 0000 | 00 000000 | SITE/CONSTRUCTION REV/EXP SUM | -820,741.83 | -1,353,833.33 | 318,126.46 | -1,035,706.87 | -214,965.04 |
| 60Q010 | 7320 | 0000 | 00 000000 | Emcumbrance | 0.00 | 0.00 | 0.00 | 0.00 | 0.00 |
| 60Q010 | 7330 | 0000 | 00 000000 | EXCESS/DIFFERENCE | 0.00 | 0.00 | 0.00 | 0.00 | 0.00 |
| 60Q--- | ---- | ---- | -- | ----- | -820,741.83 | -1,353,833.33 | 318,126.46 | -1,035,706.87 | -214,965.04 |
| 60---- | ---- | ---- | -- | ----- | 0.00 | 0.00 | 0.00 | 0.00 | 0.00 |
| 70A010 | 1120 | 0000 | 00 000000 | WORKING CASH - CASH ON HAND | 864,586.40 | 498,800.10 | 156.78 | 498,956.88 | -365,629.52 |
| 70A010 | 1210 | 0000 | 00 000000 | WORKING CASH CD | 0.00 | 500,000.00 | 0.00 | 500,000.00 | 500,000.00 |
| 70A--- | ---- | ---- | -- | ----- | 864,586.40 | 998,800.10 | 156.78 | 998,956.88 | 134,370.48 |
| 70Q010 | 7300 | 0000 | 00 000000 | WORKING CASH FUND BALANCE | -1,482,040.21 | -1,482,040.21 | 0.00 | -1,482,040.21 | 0.00 |
| 70Q010 | 7310 | 0000 | 00 000000 | WORKING CASH REV/EXP SUMMARY | 731,956.27 | 597,742.57 | -156.78 | 597,585.79 | -134,370.48 |
| 70Q010 | 7330 | 0000 | 00 000000 | EXCESS/DIFFERENCE | -114,502.46 | -114,502.46 | 0.00 | -114,502.46 | 0.00 |
| 70Q--- | ---- | ---- | -- | ----- | -864,586.40 | -998,800.10 | -156.78 | -998,956.88 | -134,370.48 |
| 70---- | ---- | ---- | -- | ----- | 0.00 | 0.00 | 0.00 | 0.00 | 0.00 |
| 80A010 | 1120 | 0000 | 00 000000 | Tort Cash on Hand | 0.00 | 335,091.65 | -335,091.65 | 0.00 | 0.00 |
| 80A--- | ---- | ---- | -- | ----- | 0.00 | 335,091.65 | -335,091.65 | 0.00 | 0.00 |
| 80L010 | 4310 | 0000 | 00 000000 | Accounts Payable | 0.00 | 0.00 | 0.00 | 0.00 | 0.00 |
| 80L--- | ---- | ---- | -- | ----- | 0.00 | 0.00 | 0.00 | 0.00 | 0.00 |
| 80Q010 | 7300 | 0000 | 00 000000 | Tort Fund Balance | 0.00 | 0.00 | 0.00 | 0.00 | 0.00 |
| 80Q010 | 7310 | 0000 | 00 000000 | TORT REV/EXP SUMMARY | 227,330.44 | -107,761.21 | 335,091.65 | 227,330.44 | 0.00 |
| 80Q010 | 7320 | 0000 | 00 000000 | Tort Encumbrance | 0.00 | 0.00 | 0.00 | 0.00 | 0.00 |
| 80Q010 | 7330 | 0000 | 00 000000 | EXCESS/DIFFERENCE | -227,330.44 | -227,330.44 | 0.00 | -227,330.44 | 0.00 |
| 80Q--- | ---- | ---- | -- | ----- | 0.00 | -335,091.65 | 335,091.65 | 0.00 | 0.00 |
| 80---- | ---- | ---- | -- | ----- | 0.00 | 0.00 | 0.00 | 0.00 | 0.00 |

| | | | | Account Level | Beginning | June 2022-23 | June 2022-23 | Ending | 2022-23 |
|------------------------|------|------|-----------|-----------------------------|----------------|-------------------|------------------|----------------|---------------|
| FDTLOC | FUNC | OBJ | SJ | Description | Balance | Beginning Balance | Monthly Activity | Balance | FYTD Activity |
| 90A010 | 1120 | 0000 | 00 000000 | LIFE SAFETY CASH ON HAND | 263,789.81 | 140,225.76 | 44.07 | 140,269.83 | -123,519.98 |
| 90A010 | 1210 | 0000 | 00 000000 | LIFE SAFETY CD | 0.00 | 0.00 | 0.00 | 0.00 | 0.00 |
| 90A--- | ---- | ---- | -- | ----- | 263,789.81 | 140,225.76 | 44.07 | 140,269.83 | -123,519.98 |
| 90L010 | 4310 | 0000 | 00 000000 | Accounts Payable | 0.00 | 0.00 | 0.00 | 0.00 | 0.00 |
| 90L010 | 4812 | 0000 | 00 000000 | L/S FIT | 0.00 | 0.00 | 0.00 | 0.00 | 0.00 |
| 90L010 | 4813 | 0000 | 00 000000 | L/S SIT | 0.00 | 0.00 | 0.00 | 0.00 | 0.00 |
| 90L010 | 4817 | 0000 | 00 000000 | L/S FICA | 0.00 | 0.00 | 0.00 | 0.00 | 0.00 |
| 90L010 | 4817 | 0000 | 10 000000 | L/S Medicare NC | 0.00 | 0.00 | 0.00 | 0.00 | 0.00 |
| 90L--- | ---- | ---- | -- | ----- | 0.00 | 0.00 | 0.00 | 0.00 | 0.00 |
| 90Q010 | 7300 | 0000 | 00 000000 | LIFE SAFETY FUND BALANCE | -1,128,737.03 | -1,128,737.03 | 0.00 | -1,128,737.03 | 0.00 |
| 90Q010 | 7310 | 0000 | 00 000000 | LIFE SAFETY REV/EXP SUMMARY | 154,344.88 | 277,908.93 | -44.07 | 277,864.86 | 123,519.98 |
| 90Q010 | 7320 | 0000 | 00 000000 | Emcumbrance | 0.00 | 0.00 | 0.00 | 0.00 | 0.00 |
| 90Q010 | 7330 | 0000 | 00 000000 | EXCESS/DIFFERENCE | 710,602.34 | 710,602.34 | 0.00 | 710,602.34 | 0.00 |
| 90Q--- | ---- | ---- | -- | ----- | -263,789.81 | -140,225.76 | -44.07 | -140,269.83 | 123,519.98 |
| 90---- | ---- | ---- | -- | ----- | 0.00 | 0.00 | 0.00 | 0.00 | 0.00 |
| <hr/> | | | | | | | | | |
| Grand Asset Totals | | | | | 24,703,851.38 | 29,029,873.05 | -943,158.33 | 28,086,714.72 | 3,382,863.34 |
| Grand Liability Totals | | | | | -174,103.87 | -173,042.52 | -2,277.74 | -175,320.26 | -1,216.39 |
| Grand Equity Totals | | | | | -24,529,747.51 | -28,856,830.53 | 945,436.07 | -27,911,394.46 | -3,381,646.95 |
| Grand Totals | | | | | 0.00 | 0.00 | 0.00 | 0.00 | 0.00 |

Number of Accounts: 111

***** End of report *****

| Check Number | Vendor Name | Check Date | Invoice Description | Invoice Amount | Check Amount |
|--------------|-----------------------|------------|--|--------------------------------|--------------|
| 35101 | AGPARTS WORLDWIDE, IN | 07/21/2023 | Battery replacements HP G7 Chromebooks. | 3,237.50 | 3,237.50 |
| 35102 | ALLRED'S FLOOR SERVIC | 07/21/2023 | REFINISH HS AUXILLARY GYM | 4,850.00 | 4,850.00 |
| 35103 | ALTERNATIVE DESIGN MA | 07/21/2023 | Grow Cage CTEI Equip | 9,125.00 | 9,125.00 |
| 35104 | ARTHUR J GALLAGHER RI | 07/21/2023 | RENEWAL PREMIUM CRIME | 3,724.97 521.00 | 4,245.97 |
| 35105 | BLDD ARCHITECTS, INC | 07/21/2023 | MIDDLE SCHOOL REROOF HIGH SCHOOL REROOF Early Learnin Center | 2,099.62 843.45 3,799.01 | 6,742.08 |
| 35106 | BSN SPORTS LLC | 07/21/2023 | FOOTBALL SIDE PANEL PANTS | 4,650.00 | 4,650.00 |
| 35107 | BUSHUE BACKGROUND SCR | 07/21/2023 | APPLICANTS ANNUAL FEE Applicants | 324.00 10,860.00 160.00 | 11,344.00 |
| 35108 | CENTRAL STATES BUS SA | 07/21/2023 | Supplies for the school year 2023-2024 Supplies for the school year 2023-2024 | 521.24 241.88 | 763.12 |
| 35109 | CODEHS, INC | 07/21/2023 | PRO TEACHER LICENSE PERKINS | 2,600.00 | 2,600.00 |
| 35110 | CONTRACT PAPER GROUP, | 07/21/2023 | Bulk Paper Order | 118.00 | 118.00 |
| 35111 | CW PUBLICATIONS | 07/21/2023 | ANNUAL RENEWAL | 239.00 | 239.00 |
| 35112 | EARLYBIRD EDUCATION, | 07/21/2023 | Early Bird - Kindergarten Dyslexia Screener | 2,600.00 | 2,600.00 |

38

| Check Number | Vendor Name | Check Date | Invoice Description | Invoice Amount | Check Amount |
|--------------|-----------------------|------------|--|--|--------------|
| 35113 | FESSI, INC | 07/21/2023 | MS | 360.07 | 360.07 |
| 35114 | FILTER SERVICES OF IL | 07/21/2023 | Supplies | 3,152.14 | 3,152.14 |
| 35115 | FOLLETT SCHOOL SOLUTI | 07/21/2023 | DESTINY RENWEAL | 2,085.22 | 2,085.22 |
| 35116 | FRONTLINE TECHNOLOGIE | 07/21/2023 | ABSENCE AND SUBSTITUTE MANAGEMENT | 8,663.03 | 8,663.03 |
| 35117 | GRAINGER | 07/21/2023 | HS SUMMER JOB ES SUMMER | 195.59 147.73 | 343.32 |
| 35118 | HOUGHTON MIFFLIN HARC | 07/21/2023 | Additional Into Reading Teacher Materials for newly added classrooms grades 3rd, 4th, and 5th. Additional Into Reading Teacher Materials for newly added classrooms grades 3rd, 4th, and 5th. | 1,280.00 817.80 | 2,097.80 |
| 35119 | HUDL | 07/21/2023 | SUBSCRIPTION | 15,400.00 | 15,400.00 |
| 35120 | MIDWEST ENGINEERING/T | 07/21/2023 | BUILDING CODE INSPECTION | 1,250.00 | 1,250.00 |
| 35121 | MILLER, TRACY, BRAUN | 07/21/2023 | PROFESSIONAL SERVICES PROFESSIONAL SERVICES | 247.50 7,487.65 | 7,735.15 |
| 35122 | MYBINDING.COM | 07/21/2023 | LAMINATING FILM | 673.08 | 673.08 |
| 35123 | PATRIOT ENGINEERING & | 07/21/2023 | PROFESSIONAL SERVICES | 113.75 | 113.75 |
| 35124 | PLAYSCRIPTS | 07/21/2023 | 30 REASONS NOT TO | 428.26 | 428.26 |

39

| Check Number | Vendor Name | Check Date | Invoice Description | Invoice Amount | Check Amount | |
|--------------|-----------------------|------------|--|--------------------------|--------------|----|
| 35125 | POETTKER CONSTRUCTION | 07/21/2023 | BE IN A PLAY JUNE PAYMENT | 403,426.54 | 403,426.54 | |
| 35126 | PRAIRIE FARMS DAIRY, | 07/21/2023 | RECCOMENDATION Food/Supplies FY23: Prairie Farms | 245.12 | 245.12 | |
| 35127 | RTM ENGINEERING CONSU | 07/21/2023 | COOLING TOWER MS | 121,299.30 | 121,299.30 | 40 |
| 35128 | SADLIER SCHOOL | 07/21/2023 | Sadlier Title 1 Intervention materials for Gr 1-3 | 3,795.79 | 3,795.79 | |
| 35129 | SOUTH EASTERN SPECIAL | 07/21/2023 | JULY AUGUST | 117,484.25 117,484.25 | 234,968.50 | |
| 35130 | SOUTHERN BUS & MOBILI | 07/21/2023 | Labor & supplies for the school year 2023-2024. Labor & supplies for the school year 2023-2024. | 699.28 1,803.99 | 2,503.27 | |
| 35131 | STANLEY'S MOWER | 07/21/2023 | HIGH SCHOOL HS SUPPLIES | 907.57 145.00 | 1,052.57 | |
| 35132 | STILE EDUCATION | 07/21/2023 | Stile Science Materials for Grades 6-8; 3 year purchase | 18,570.00 | 18,570.00 | |
| 35133 | THE STUDIO AT BRITTON | 07/21/2023 | JUNE CLASSES | 180.00 | 180.00 | |
| 35134 | WEASE EQUIPMENT, INC | 07/21/2023 | Labor and Supplies for the school year 2023-2024 Labor and Supplies for the school year | 2,997.11 172.97 | 3,170.08 | |

| Check Number | Vendor Name | Check Date | Invoice Description | Invoice Amount | Check Amount |
|--------------|-------------|------------|-------------------------|----------------|--------------|
| | | | 2023-2024 | | |
| 34 | Computer | | Check(s) For a Total of | | 882,027.66 |

| | | | | |
|-----------|----|-----------------------------------|-----------------------|------------|
| | 0 | Manual | Checks For a Total of | 0.00 |
| | 0 | Wire Transfer | Checks For a Total of | 0.00 |
| | 0 | ACH | Checks For a Total of | 0.00 |
| | 34 | Computer | Checks For a Total of | 882,027.66 |
| Total For | 34 | Manual, Wire Tran, ACH & Computer | Checks | 882,027.66 |
| Less | 0 | Voided | Checks For a Total of | 0.00 |
| | | | Net Amount | 882,027.66 |

REPORT SPECIFICATIONS

DISTRICT: Richland County Community Unit #1
REPORT TITLE: AP Invoice Listing Report
REQUESTED BY: cgraves DATE: 07/12/23
PROGRAM NAME: fin/3aprpt01. TIME: 11:20:25 AM
COPIES: 1 LPI: 6
RUN ON SERVER: yes CREATE ASCII FILE: NO

REPORT SEQUENCE: Vendor
INVOICE TYPE(S): HISTORY
CHECK TYPE(S): ALL

PRINT DETAIL: no PRINT ACCOUNTING: no
STARTING PO #: 0 ENDING PO #: 9999999999
STARTING INVOICE #: ENDING INVOICE #: ZZZZZZZZZZZZZZZZZZZ
STARTING VENDOR KEY: ENDING VENDOR KEY: ZZZZZZZZZZZ
STARTING BATCH #: JUNE A ENDING BATCH #: JUNE Z
STARTING BANK CASH CODE: ENDING BANK CASH CODE: ZZZZZ
STARTING INVOICE DATE: ENDING INVOICE DATE: 12/31/9999
STARTING DUE DATE: ENDING DUE DATE: 12/31/9999
STARTING CREATED BY: ENDING CREATED BY: ZZZZZZZZZZZ
STARTING CREATED DATE: 07/01/2022 ENDING CREATED DATE: 12/31/9999
STARTING INVOICE AMOUNT: -999,999,999.00 ENDING INVOICE AMOUNT: 9999,999,999.99

| <u>VEN-KEY</u> | <u>VENDOR NAME</u> | <u>INVOICE #</u> | <u>PO NUMBER</u> | <u>BATCH</u> | <u>BANK</u> | <u>DESCRIPTION</u> | <u>LQ</u> | <u>S</u> | <u>INV DATE</u> | <u>DUE DATE</u> | <u>C</u> | <u>NET AMOUNT</u> |
|------------------------------|-----------------------------------|-----------------------------|------------------|-----------------|-------------|---|-----------|------------|-----------------|------------------|----------|-----------------------|
| | <u>ACH VOID DOWNLOAD</u> | <u>DISCOUNT DESCRIPTION</u> | | <u>DISC AMT</u> | | <u>ADJUSTMENT DESCRIPTION</u> | <u>FY</u> | | <u>ADJ AMT</u> | <u>CHECK NBR</u> | | <u>INVOICE AMOUNT</u> |
| A & R ME000 | A & R MECHANICAL CONTRACTORS, INC | 87214 | 0000000000 | JUNEPP | TRUST | HS PURCHASED SERVICE | H | 06/22/2023 | 06/27/2023 | R | | \$1,015.00 |
| | | | | | | | 22-23 | | | 35028 | | \$1,015.00 |
| NUMBER OF INVOICES: 1 | | | | | | | | | | | | \$1,015.00 |
| AISLE 000 | AISLE | 1003 | 1002300529 | JUNEPP | TRUST | AISLE Membership Renewal | H | 06/12/2023 | 06/15/2023 | R | | \$65.00 |
| | | | | | | | 22-23 | | | 34975 | | \$65.00 |
| NUMBER OF INVOICES: 1 | | | | | | | | | | | | \$65.00 |
| AMAZON C000 | AMAZON CAPITAL SERVICES, INC | 11QT-XP7F-FG1F | 9002300097 | JUNEAMA | TRUST | middle school life safety | H | 05/26/2023 | 06/05/2023 | R | | \$438.87 |
| | | | | | | | 22-23 | | | 34939 | | \$438.87 |
| AMAZON C000 | AMAZON CAPITAL SERVICES, INC | 13VD-J6HM-DP9V | 8002300076 | JUNEAMA | TRUST | Supplies for the school year 2023-2024 | H | 06/23/2023 | 06/26/2023 | R | | \$74.97 |
| | | | | | | | 22-23 | | | 35015 | | \$74.97 |
| AMAZON C000 | AMAZON CAPITAL SERVICES, INC | 17QG-4CN9-MX6Q | 1002300525 | JUNEAMA | TRUST | Bus Tag supplies | H | 05/28/2023 | 05/30/2023 | R | | \$47.80 |
| | | | | | | | 22-23 | | | 34939 | | \$47.80 |
| AMAZON C000 | AMAZON CAPITAL SERVICES, INC | 1CTL-91XJ-NCQV | 9002300098 | JUNEAMA | TRUST | elementary school | H | 05/28/2023 | 05/30/2023 | R | | \$39.99 |
| | | | | | | | 22-23 | | | 34939 | | \$39.99 |
| AMAZON C000 | AMAZON CAPITAL SERVICES, INC | 1CXR-DH4F-93HF | 2002300238 | JUNEAMA | TRUST | Books to be ordered with FY22 Per Capita Grant | H | 06/06/2023 | 06/12/2023 | R | | \$17.99 |
| | | | | | | | 22-23 | | | 34939 | | \$17.99 |
| AMAZON C000 | AMAZON CAPITAL SERVICES, INC | 1F9K-CGW4-1FLL | 1002300530 | JUNEAMA | TRUST | Materials for National Principal of the Year Conference | H | 06/20/2023 | 06/26/2023 | R | | \$25.88 |
| | | | | | | | 22-23 | | | 35015 | | \$25.88 |
| AMAZON C000 | AMAZON CAPITAL SERVICES, INC | 1FW3-YTGG-63VY | 9002300095 | JUNEAMA | TRUST | elementary school | H | 05/22/2023 | 05/24/2023 | R | | \$98.89 |
| | | | | | | | 22-23 | | | 34939 | | \$98.89 |

| <u>VEN-KEY</u> | <u>VENDOR NAME</u> | <u>INVOICE #</u> | <u>PO NUMBER</u> | <u>BATCH</u> | <u>BANK</u> | <u>DESCRIPTION</u> | <u>LQ</u> | <u>S</u> | <u>INV DATE</u> | <u>DUE DATE</u> | <u>C</u> | <u>NET AMOUNT</u> |
|-------------------------------|------------------------------|-----------------------------|------------------|-----------------|-------------|---|-----------|----------|-----------------|------------------|--------------------|-----------------------|
| | <u>ACH VOID DOWNLOAD</u> | <u>DISCOUNT DESCRIPTION</u> | | <u>DISC AMT</u> | | <u>ADJUSTMENT DESCRIPTION</u> | <u>FY</u> | | <u>ADJ AMT</u> | <u>CHECK NBR</u> | | <u>INVOICE AMOUNT</u> |
| AMAZON C000 | AMAZON CAPITAL SERVICES, INC | 1J9Q-QNKW-76J3 | 2002300238 | JUNEAMA | TRUST | Books to be ordered with FY22 Per Capita Grant | H | | 06/06/2023 | 06/12/2023 | R | \$15.45 |
| | | | | | | | 22-23 | | | 34939 | | \$15.45 |
| AMAZON C000 | AMAZON CAPITAL SERVICES, INC | 1JDL-7F17-4C17 | 9002300104 | JUNEAMA | TRUST | middle school | H | | 06/22/2023 | 06/22/2023 | R | \$99.98 |
| | | | | | | | 22-23 | | | 35015 | | \$99.98 |
| AMAZON C000 | AMAZON CAPITAL SERVICES, INC | 1QGQ-YVCV-TQ49 | 2002300238 | JUNEAMA | TRUST | Books to be ordered with FY22 Per Capita Grant | H | | 05/29/2023 | 06/05/2023 | R | \$390.45 |
| | | | | | | | 22-23 | | | 34939 | | 45 \$390.45 |
| AMAZON C000 | AMAZON CAPITAL SERVICES, INC | 1TV6-R9YL-1133 | 9002300101 | JUNEAMA | TRUST | Supplies | H | | 06/21/2023 | 06/21/2023 | R | \$182.90 |
| | | | | | | | 22-23 | | | 35015 | | \$182.90 |
| AMAZON C000 | AMAZON CAPITAL SERVICES, INC | 1W9Y-PXM9-3R36 | 0000000000 | JUNEAMA | TRUST | ES | H | | 06/21/2023 | 06/21/2023 | R | \$152.54 |
| | | | | | | | 22-23 | | | 35015 | | \$152.54 |
| AMAZON C000 | AMAZON CAPITAL SERVICES, INC | 1WHR-LVRW-17CK | 1002300521 | JUNEAMA | TRUST | RCES Library Order (7500) Title | H | | 05/24/2023 | 06/07/2023 | R | \$108.83 |
| | | | | | | | 22-23 | | | 34939 | | \$108.83 |
| AMAZON C000 | AMAZON CAPITAL SERVICES, INC | CREDIT 1QV9-1RXL-3RJ | 9002300095 | JUNEAMA | TRUST | elementary school | H | | 06/08/2023 | 06/12/2023 | R | -\$92.15 |
| | | | | | | | 22-23 | | | 34939 | | -\$92.15 |
| NUMBER OF INVOICES: 14 | | | | | | | | | | | \$1,602.39 | |
| AMEREN I000 | AMEREN ILLINOIS | 060223 | 9002300031 | JUNEPP | TRUST | ELECTRIC CHARGES | H | | 06/02/2023 | 06/08/2023 | R | \$14,987.08 |
| | | | | | | | 22-23 | | | 34904 | | \$14,987.08 |
| NUMBER OF INVOICES: 1 | | | | | | | | | | | \$14,987.08 | |
| BASS EQU002 | BASS EQUIPMENT COMPANY | 94297 | 9002300105 | JUNEPP | TRUST | Cage Stack | H | | 06/27/2023 | 06/27/2023 | R | \$830.46 |
| | | | | | | | 22-23 | | | 35029 | | \$830.46 |

| <u>VEN-KEY</u> | <u>VENDOR NAME</u> | <u>INVOICE #</u> | <u>PO NUMBER</u> | <u>BATCH</u> | <u>BANK</u> | <u>DESCRIPTION</u> | <u>LQ</u> | <u>S</u> | <u>INV DATE</u> | <u>DUE DATE</u> | <u>C</u> | <u>NET AMOUNT</u> |
|------------------------------|------------------------------|-----------------------------|------------------|-----------------|-------------|---|-----------|----------|-----------------|------------------|----------|-----------------------|
| <u>ACH VOID DOWNLOAD</u> | | <u>DISCOUNT DESCRIPTION</u> | | <u>DISC AMT</u> | | <u>ADJUSTMENT DESCRIPTION</u> | <u>FY</u> | | <u>ADJ AMT</u> | <u>CHECK NBR</u> | | <u>INVOICE AMOUNT</u> |
| NUMBER OF INVOICES: 1 | | | | | | | | | | | | \$830.46 |
| BISHOSUS001 | BISHOP, SUSAN L. | 042423 | 1002300514 | JUNEPP | TRUST | IGA SNACK PACK REIMBURSEMENT | H | | 04/24/2023 | 06/22/2023 | R | \$2.99 |
| | | | | | | | 22-23 | | | 35007 | | \$2.99 |
| NUMBER OF INVOICES: 1 | | | | | | | | | | | | \$2.99 |
| BLDD ARC000 | BLDD ARCHITECTS, INC | 4182 | 0000000000 | JUNEPP | TRUST | ELC | H | | 05/31/2023 | 06/12/2023 | R | \$3,799.02 |
| | | | | | | | 22-23 | | | 34932 | | \$3,746.02 |
| NUMBER OF INVOICES: 1 | | | | | | | | | | | | \$3,799.02 |
| BM TRUCK000 | BM TRUCK EQUIPMENT | 052355005 | 0000000000 | JUNEPP | TRUST | SUMMER MAINTENANCE | H | | 05/17/2023 | 06/12/2023 | R | \$88.85 |
| | | | | | | | 22-23 | | | 34940 | | \$88.85 |
| BM TRUCK000 | BM TRUCK EQUIPMENT | 052355106 | 0000000000 | JUNEPP | TRUST | HOT ROLL FLAT BAR | H | | 05/31/2023 | 06/26/2023 | R | \$36.33 |
| | | | | | | | 22-23 | | | 35030 | | \$36.33 |
| NUMBER OF INVOICES: 2 | | | | | | | | | | | | \$125.18 |
| C & T / 000 | C & T / RICHLAND MOTOR PARTS | 185373 | 0000000000 | JUNENAPA | TRUST | ES | H | | 06/15/2023 | 06/20/2023 | R | \$13.98 |
| | | | | | | | 22-23 | | | 34991 | | \$13.98 |
| C & T / 000 | C & T / RICHLAND MOTOR PARTS | 185778 | 0000000000 | JUNENAPA | TRUST | FLEX SERP BELT | H | | 06/13/2023 | 06/14/2023 | R | \$82.99 |
| | | | | | | | 22-23 | | | 34991 | | \$82.99 |
| C & T / 000 | C & T / RICHLAND MOTOR PARTS | 185936 | 0000000000 | JUNENAPA | TRUST | HS | H | | 06/15/2023 | 06/20/2023 | R | \$43.19 |
| | | | | | | | 22-23 | | | 34991 | | \$43.19 |
| NUMBER OF INVOICES: 3 | | | | | | | | | | | | \$140.16 |
| CARLE 000 | CARLE | 06012023 | 8002300002 | JUNEPP | TRUST | Drug test for bus drivers for the school year 2022-2023 | H | | 06/01/2023 | 06/12/2023 | R | \$38.00 |
| | | | | | | | 22-23 | | | 34941 | | \$38.00 |

| <u>VEN-KEY</u> | <u>VENDOR NAME</u> | <u>INVOICE #</u> | <u>PO NUMBER</u> | <u>BATCH</u> | <u>BANK</u> | <u>DESCRIPTION</u> | <u>LQ</u> | <u>S</u> | <u>INV DATE</u> | <u>DUE DATE</u> | <u>C</u> | <u>NET AMOUNT</u> |
|----------------|-------------------------------|-----------------------------|------------------|--------------|-----------------|--|-----------|------------|-----------------|------------------|----------|-----------------------|
| | <u>ACH VOID DOWNLOAD</u> | <u>DISCOUNT DESCRIPTION</u> | | | <u>DISC AMT</u> | <u>ADJUSTMENT DESCRIPTION</u> | <u>FY</u> | | <u>ADJ AMT</u> | <u>CHECK NBR</u> | | <u>INVOICE AMOUNT</u> |
| | | | | | | NUMBER OF INVOICES: 1 | | | | | | \$38.00 |
| CINTAS 000 | CINTAS | 053123 | 0000000000 | JUNEPP | | TRUST STATEMENTS | H | 05/31/2023 | 06/05/2023 | R | | \$1,585.62 |
| | | | | | | | 22-23 | | | 34893 | | \$1,585.62 |
| | | | | | | NUMBER OF INVOICES: 1 | | | | | | \$1,585.62 |
| CITY OF 002 | CITY OF OLNEY | 060523 | 9002300005 | JUNEPP | | TRUST WATER BILL | H | 06/05/2023 | 06/22/2023 | R | | \$2,953.97 |
| | | | | | | | 22-23 | | | 35008 | | \$2,947.97 |
| | | | | | | NUMBER OF INVOICES: 1 | | | | | | \$2,953.97 |
| CLAY CIT003 | CLAY CITY SCHOOL DISTRICT #10 | 2023-606 | 0000000000 | JUNEPP | | TRUST LUNCHES | H | 06/06/2023 | 06/12/2023 | R | | \$690.30 |
| | | | | | | | 22-23 | | | 34942 | | \$690.30 |
| | | | | | | NUMBER OF INVOICES: 1 | | | | | | \$690.30 |
| CLEARWAV000 | CLEARWAVE COMMUNICATIONS | 10003435302 | 9002300006 | JUNEPP | | TRUST MONTHLY SERVICE FEE FOR INTERNET ACCESS FIBER | H | 06/01/2023 | 06/05/2023 | R | | \$1,451.03 |
| | | | | | | | 22-23 | | | 34894 | | \$1,451.03 |
| | | | | | | NUMBER OF INVOICES: 1 | | | | | | \$1,451.03 |
| COLOR YO001 | COLOR YOUR WORLD, LTD | 061423 | 0000000000 | JUNEPP | | TRUST paint | H | 06/14/2023 | 06/20/2023 | R | | \$87.50 |
| | | | | | | | 22-23 | | | 34986 | | \$87.50 |
| | | | | | | NUMBER OF INVOICES: 1 | | | | | | \$87.50 |
| CONSTELL000 | CONSTELLATION NEWENERGY, INC | 65499411301 | 9002300007 | JUNEPP | | TRUST HS ELECTRIC | H | 06/05/2023 | 06/12/2023 | R | | \$9,256.57 |
| | | | | | | | 22-23 | | | 34943 | | \$9,256.57 |
| | | | | | | NUMBER OF INVOICES: 1 | | | | | | \$9,256.57 |
| DATA MAN000 | DATA MANAGEMENT SHREDDING | 65082 | 9002300008 | JUNEPP | | TRUST SHREDDING SERVICES | H | 06/09/2023 | 06/20/2023 | R | | \$45.00 |
| | | | | | | | 22-23 | | | 34987 | | \$45.00 |

| <u>VEN-KEY</u> | <u>VENDOR NAME</u> | <u>INVOICE #</u> | <u>PO NUMBER</u> | <u>BATCH</u> | <u>BANK</u> | <u>DESCRIPTION</u> | <u>LQ</u> | <u>S</u> | <u>INV DATE</u> | <u>DUE DATE</u> | <u>C</u> | <u>NET AMOUNT</u> |
|--------------------------|----------------------------|-----------------------------|------------------|-----------------|-------------|--|-----------|------------|-----------------|------------------|----------|-----------------------|
| <u>ACH VOID DOWNLOAD</u> | | <u>DISCOUNT DESCRIPTION</u> | | <u>DISC AMT</u> | | <u>ADJUSTMENT DESCRIPTION</u> | <u>FY</u> | | <u>ADJ AMT</u> | <u>CHECK NBR</u> | | <u>INVOICE AMOUNT</u> |
| | | | | | | NUMBER OF INVOICES: 1 | | | | | | \$45.00 |
| DEARBORN000 | DEARBORN LIFE INSURANCE CO | 061423 | 9002300009 | JUNEPP | TRUST | LIFE INSURANCE | H | 06/14/2023 | 06/20/2023 | R | | \$2,804.87 |
| | | | | | | | 22-23 | | | 34992 | | \$2,804.87 |
| | | | | | | NUMBER OF INVOICES: 1 | | | | | | \$2,804.87 |
| DEMCO IN000 | DEMCO, INC | P0054476 | 1002300494 | JUNEPP | TRUST | Set of four Library Shelves for RCES Library (from \$7500 Title Funds) | H | 06/19/2023 | 06/27/2023 | R | | \$3,616.21 |
| | | | | | | | 22-23 | | | 35031 | | \$3,616.21 |
| | | | | | | NUMBER OF INVOICES: 1 | | | | | | \$3,616.21 |
| EFFINGHA001 | EFFINGHAM BUILDERS SUPPLY | 100692-002 | 0000000000 | JUNEPP | TRUST | HS SUPPLIES | H | 06/20/2023 | 06/21/2023 | R | | \$320.85 |
| | | | | | | | 22-23 | | | 34993 | | \$320.85 |
| | | | | | | NUMBER OF INVOICES: 1 | | | | | | \$320.85 |
| FEHRENBA001 | FEHRENBACHER OIL CO, INC | 053123 | 8002300016 | JUNEPP | TRUST | STATEMENT | H | 05/31/2023 | 06/05/2023 | R | | \$230.00 |
| | | | | | | | 22-23 | | | 34895 | | \$230.00 |
| FEHRENBA001 | FEHRENBACHER OIL CO, INC | 1029051 | 8002300016 | JUNEPP | TRUST | Bus inspections for the 2022-2023 school year | H | 06/15/2023 | 06/20/2023 | R | | \$38.00 |
| | | | | | | | 22-23 | | | 34988 | | \$38.00 |
| | | | | | | NUMBER OF INVOICES: 2 | | | | | | \$268.00 |
| FISHER A000 | FISHER AUTO PARTS | 358-220333 | 8002300003 | JUNEPP | TRUST | Supplies for the school year 2022-2023 | H | 05/18/2023 | 06/05/2023 | R | | \$46.94 |
| | | | | | | | 22-23 | | | 34896 | | \$46.94 |
| | | | | | | NUMBER OF INVOICES: 1 | | | | | | \$46.94 |
| FLETAMB000 | FLETCHER, AMBER | 060123 | 0000000000 | JUNEPP | TRUST | Foodservice Refunds | H | 06/01/2023 | 06/05/2023 | R | | \$57.00 |
| | | | | | | | 22-23 | | | 34897 | | \$57.00 |

| <u>VEN-KEY</u> | <u>VENDOR NAME</u> | <u>INVOICE #</u> | <u>PO NUMBER</u> | <u>BATCH</u> | <u>BANK</u> | <u>DESCRIPTION</u> | <u>LQ</u> | <u>S</u> | <u>INV DATE</u> | <u>DUE DATE</u> | <u>C</u> | <u>NET AMOUNT</u> |
|------------------------------|---------------------------------|-----------------------------|------------------|-----------------|-------------|---|-----------|----------|-----------------|------------------|----------|-----------------------|
| <u>ACH VOID DOWNLOAD</u> | | <u>DISCOUNT DESCRIPTION</u> | | <u>DISC AMT</u> | | <u>ADJUSTMENT DESCRIPTION</u> | <u>FY</u> | | <u>ADJ AMT</u> | <u>CHECK NBR</u> | | <u>INVOICE AMOUNT</u> |
| NUMBER OF INVOICES: 1 | | | | | | | | | | | | \$57.00 |
| FOLLETT 004 | FOLLETT CONTENT SOLUTIONS, LLC | 670546F | 1002300472 | JUNEPP | TRUST | RCES Library Nonfiction Book Order (Paid from Title 7500) | H | | 06/06/2023 | 06/13/2023 | R | \$63.66 |
| | | | | | | | 22-23 | | | 34949 | | \$63.66 |
| FOLLETT 004 | FOLLETT CONTENT SOLUTIONS, LLC | 693268F | 1002300522 | JUNEPP | TRUST | RCES Library Book Order (From 7500 Title Money) | H | | 06/15/2023 | 06/27/2023 | R | \$199.61 |
| | | | | | | | 22-23 | | | 35032 | | \$199.61 |
| FOLLETT 004 | FOLLETT CONTENT SOLUTIONS, LLC | 699631F | 1002300528 | JUNEPP | TRUST | FY22 LIBRARY GRANT | H | | 06/13/2023 | 06/14/2023 | R | \$783.01 |
| | | | | | | | 22-23 | | | 34949 | | \$783.01 |
| NUMBER OF INVOICES: 3 | | | | | | | | | | | | \$1,046.28 |
| G. TODD 000 | G. TODD BETTIS LAWN & LANDSCAPE | AM02-22 | 0000000000 | JUNEPP | TRUST | SOFTBALL BASEBALL SOCCER FOOTBALL PRACTICE FIELD FERT | H | | 06/01/2023 | 06/14/2023 | R | \$1,660.00 |
| | | | | | | | 22-23 | | | 34976 | | \$1,660.00 |
| G. TODD 000 | G. TODD BETTIS LAWN & LANDSCAPE | AM02-23 | 0000000000 | JUNEPP | TRUST | GRIND STUMPS PLANT TREES | H | | 06/01/2023 | 06/14/2023 | R | \$750.00 |
| | | | | | | | 22-23 | | | 34976 | | \$750.00 |
| NUMBER OF INVOICES: 2 | | | | | | | | | | | | \$2,410.00 |
| GRAINGER000 | GRAINGER | 9711453143 | 0000000000 | JUNEPP | TRUST | DRAIN SEAL | H | | 05/18/2023 | 06/22/2023 | R | \$27.66 |
| | | | | | | | 22-23 | | | 35013 | | \$27.66 |
| GRAINGER000 | GRAINGER | 9727185549 | 0000000000 | JUNEPP | TRUST | ES SUMMER MAINTENANCE | H | | 06/02/2023 | 06/12/2023 | R | \$43.63 |
| | | | | | | | 22-23 | | | 34933 | | \$43.63 |
| GRAINGER000 | GRAINGER | 9728606535 | 0000000000 | JUNEPP | TRUST | ES | H | | 06/05/2023 | 06/12/2023 | R | \$716.42 |
| | | | | | | | 22-23 | | | 34933 | | \$716.42 |
| GRAINGER000 | GRAINGER | 9731841301 | 0000000000 | JUNEPP | TRUST | HS SUMMER MAINTENANCE | H | | 06/07/2023 | 06/12/2023 | R | \$433.04 |
| | | | | | | | 22-23 | | | 34933 | | \$433.04 |

| <u>VEN-KEY</u> | <u>VENDOR NAME</u> | <u>INVOICE #</u> | <u>PO NUMBER</u> | <u>BATCH</u> | <u>BANK</u> | <u>DESCRIPTION</u> | <u>LQ</u> | <u>S</u> | <u>INV DATE</u> | <u>DUE DATE</u> | <u>C</u> | <u>NET AMOUNT</u> |
|------------------------------|---------------------------|-----------------------------|------------------|--------------|-----------------|---|-----------|------------|-----------------|------------------|----------|-----------------------|
| | <u>ACH VOID DOWNLOAD</u> | <u>DISCOUNT DESCRIPTION</u> | | | <u>DISC AMT</u> | <u>ADJUSTMENT DESCRIPTION</u> | <u>FY</u> | | <u>ADJ AMT</u> | <u>CHECK NBR</u> | | <u>INVOICE AMOUNT</u> |
| GRAINGER000 | GRAINGER | 9745652793 | 0000000000 | JUNEPP | TRUST | ES SUPPLIES | H | 06/20/2023 | 06/21/2023 | R | | \$97.80 |
| | | | | | | | 22-23 | | | 34994 | | \$97.80 |
| GRAINGER000 | GRAINGER | 9752707258 | 0000000000 | JUNEPP | TRUST | SUMMER MAINTENANCE | H | 06/27/2023 | 06/28/2023 | R | | \$69.50 |
| | | | | | | | 22-23 | | | 35048 | | \$69.50 |
| GRAINGER000 | GRAINGER | 9754813187 | 0000000000 | JUNEPP | TRUST | SUMMER MAINTENANCE | H | 06/28/2023 | 06/29/2023 | R | | \$136.98 |
| | | | | | | | 22-23 | | | 35065 | | \$136.98 |
| NUMBER OF INVOICES: 7 | | | | | | | | | | | | 50 |
| | | | | | | | | | | | | \$1,525.03 |
| GROVECON001 | GROVE, CONNOR | 062923 | 0000000000 | JUNEPP | TRUST | SUMMER SCHOOL | H | 06/29/2023 | 06/26/2023 | R | | \$351.00 |
| | | | | | | | 22-23 | | | 35033 | | \$351.00 |
| NUMBER OF INVOICES: 1 | | | | | | | | | | | | \$351.00 |
| HINCKLEY001 | HINCKLEY SPRINGS | 16201054 061123 | 8002300013 | JUNEPP | TRUST | Supplies for the school year 2022-2023 | H | 06/11/2023 | 06/13/2023 | R | | \$25.48 |
| | | | | | | | 22-23 | | | 34950 | | \$25.48 |
| NUMBER OF INVOICES: 1 | | | | | | | | | | | | \$25.48 |
| HOME DEP000 | HOME DEPOT PRO | 751376476 | 0000000000 | JUNEPP | TRUST | MS SUPPLIES | H | 06/21/2023 | 06/22/2023 | R | | \$213.76 |
| | | | | | | | 22-23 | | | 35009 | | \$213.76 |
| HOME DEP000 | HOME DEPOT PRO | 751606286 | 0000000000 | JUNEPP | TRUST | SUMMER MAINTENANCE | H | 06/22/2023 | 06/27/2023 | R | | \$626.48 |
| | | | | | | | 22-23 | | | 35034 | | \$626.48 |
| NUMBER OF INVOICES: 2 | | | | | | | | | | | | \$840.24 |
| HOUCHENS000 | HOUCHENS NORTH FOODS, LLC | 00139027 | 3002300339 | JUNEIGA | TRUST | food supplies for classes | H | 05/02/2023 | 05/19/2023 | R | | \$8.76 |
| | | | | | | | 22-23 | | | 34903 | | \$8.76 |
| HOUCHENS000 | HOUCHENS NORTH FOODS, LLC | 00139052 | 4002300004 | JUNEIGA | TRUST | Food/Supplies FY23: IGA (Houchens) | H | 05/02/2023 | 05/19/2023 | R | | \$10.45 |
| | | | | | | | 22-23 | | | 34903 | | \$10.45 |

| <u>VEN-KEY</u> | <u>VENDOR NAME</u> | <u>INVOICE #</u> | <u>PO NUMBER</u> | <u>BATCH</u> | <u>BANK</u> | <u>DESCRIPTION</u> | <u>LQ</u> | <u>S</u> | <u>INV DATE</u> | <u>DUE DATE</u> | <u>C</u> | <u>NET AMOUNT</u> |
|----------------|---------------------------|-----------------------------|------------------|-----------------|-------------|--|-----------|----------|-----------------|------------------|----------|-----------------------|
| | <u>ACH VOID DOWNLOAD</u> | <u>DISCOUNT DESCRIPTION</u> | | <u>DISC AMT</u> | | <u>ADJUSTMENT DESCRIPTION</u> | <u>FY</u> | | <u>ADJ AMT</u> | <u>CHECK NBR</u> | | <u>INVOICE AMOUNT</u> |
| HOUCHENS000 | HOUCHENS NORTH FOODS, LLC | 00139443 | 4002300004 | JUNEIGA | TRUST | Food/Supplies FY23: IGA (Houchens) | H | | 05/04/2023 | 05/19/2023 | R | \$16.75 |
| | | | | | | | 22-23 | | | 34903 | | \$16.75 |
| HOUCHENS000 | HOUCHENS NORTH FOODS, LLC | 00140033 | 3002300339 | JUNEIGA | TRUST | food supplies for classes | H | | 05/09/2023 | 05/19/2023 | R | \$8.98 |
| | | | | | | | 22-23 | | | 34903 | | \$8.98 |
| HOUCHENS000 | HOUCHENS NORTH FOODS, LLC | 00140288 | 4002300004 | JUNEIGA | TRUST | Food/Supplies FY23: IGA (Houchens) | H | | 05/10/2023 | 05/19/2023 | R | \$22.45 |
| | | | | | | | 22-23 | | | 34903 | | 51 \$22.45 |
| HOUCHENS000 | HOUCHENS NORTH FOODS, LLC | 00144859 | 7002400001 | JUNEPP | TRUST | Student supplies for summer programming | H | | 06/12/2023 | 06/28/2023 | R | \$135.38 |
| | | | | | | | 22-23 | | | 35049 | | \$135.38 |
| HOUCHENS000 | HOUCHENS NORTH FOODS, LLC | 00198219 | 8002300040 | JUNEIGA | TRUST | TRANSPORTATION | H | | 05/18/2023 | 05/19/2023 | R | \$103.31 |
| | | | | | | | 22-23 | | | 34903 | | \$103.31 |
| HOUCHENS000 | HOUCHENS NORTH FOODS, LLC | 00199002 | 7002400001 | JUNEPP | TRUST | Student supplies for summer programming | H | | 06/15/2023 | 06/28/2023 | R | \$8.36 |
| | | | | | | | 22-23 | | | 35049 | | \$8.36 |
| HOUCHENS000 | HOUCHENS NORTH FOODS, LLC | 00237325 | 3002300339 | JUNEIGA | TRUST | food supplies for classes | H | | 05/01/2023 | 05/19/2023 | R | \$15.86 |
| | | | | | | | 22-23 | | | 34903 | | \$15.86 |
| HOUCHENS000 | HOUCHENS NORTH FOODS, LLC | 00237349 | 4002300004 | JUNEIGA | TRUST | Food/Supplies FY23: IGA (Houchens) | H | | 05/01/2023 | 05/19/2023 | R | \$14.76 |
| | | | | | | | 22-23 | | | 34903 | | \$14.76 |
| HOUCHENS000 | HOUCHENS NORTH FOODS, LLC | 00237842 | 4002300004 | JUNEIGA | TRUST | Food/Supplies FY23: IGA (Houchens) | H | | 05/05/2023 | 05/19/2023 | R | \$15.47 |
| | | | | | | | 22-23 | | | 34903 | | \$15.47 |
| HOUCHENS000 | HOUCHENS NORTH FOODS, LLC | 00238220 | 3002300339 | JUNEIGA | TRUST | food supplies for classes | H | | 05/08/2023 | 05/19/2023 | R | \$30.64 |
| | | | | | | | 22-23 | | | 34903 | | \$30.64 |

| <u>VEN-KEY</u> | <u>VENDOR NAME</u> | <u>INVOICE #</u> | <u>PO NUMBER</u> | <u>BATCH</u> | <u>BANK</u> | <u>DESCRIPTION</u> | <u>LQ</u> | <u>S</u> | <u>INV DATE</u> | <u>DUE DATE</u> | <u>C</u> | <u>NET AMOUNT</u> |
|----------------|---------------------------|-----------------------------|------------------|-----------------|-------------|--|-----------|------------|-----------------|------------------|----------|-----------------------|
| | <u>ACH VOID DOWNLOAD</u> | <u>DISCOUNT DESCRIPTION</u> | | <u>DISC AMT</u> | | <u>ADJUSTMENT DESCRIPTION</u> | <u>FY</u> | | <u>ADJ AMT</u> | <u>CHECK NBR</u> | | <u>INVOICE AMOUNT</u> |
| HOUCHENS000 | HOUCHENS NORTH FOODS, LLC | 00238245 | 4002300004 | JUNEIGA | TRUST | Food/Supplies FY23: IGA (Houchens) | H | 05/08/2023 | 05/19/2023 | R | | \$3.09 |
| | | | | | | | 22-23 | | | 34903 | | \$3.09 |
| HOUCHENS000 | HOUCHENS NORTH FOODS, LLC | 00238571 | 3002300339 | JUNEIGA | TRUST | food supplies for classes | H | 05/10/2023 | 05/19/2023 | R | | \$51.23 |
| | | | | | | | 22-23 | | | 34903 | | \$51.23 |
| HOUCHENS000 | HOUCHENS NORTH FOODS, LLC | 00239202 | 3002300339 | JUNEIGA | TRUST | food supplies for classes | H | 05/15/2023 | 05/22/2023 | R | | \$15.04 |
| | | | | | | | 22-23 | | | 34903 | | \$15.04 |
| HOUCHENS000 | HOUCHENS NORTH FOODS, LLC | 00243671 | 4002300004 | JUNEIGA | TRUST | Food/Supplies FY23: IGA (Houchens) | H | 06/13/2023 | 06/22/2023 | R | | \$3.43 |
| | | | | | | | 22-23 | | | 35012 | | \$3.43 |
| HOUCHENS000 | HOUCHENS NORTH FOODS, LLC | 00244489 | 7002400001 | JUNEPP | TRUST | Student supplies for summer programming | H | 06/19/2023 | 06/28/2023 | R | | \$275.36 |
| | | | | | | | 22-23 | | | 35049 | | \$275.36 |
| HOUCHENS000 | HOUCHENS NORTH FOODS, LLC | 00244804 | 7002400001 | JUNEPP | TRUST | Student supplies for summer programming | H | 06/27/2023 | 06/28/2023 | R | | \$19.60 |
| | | | | | | | 22-23 | | | 35049 | | \$19.60 |
| HOUCHENS000 | HOUCHENS NORTH FOODS, LLC | 00245748 | 7002400001 | JUNEPP | TRUST | Student supplies for summer programming | H | 06/26/2023 | 06/28/2023 | R | | \$111.87 |
| | | | | | | | 22-23 | | | 35049 | | \$111.87 |
| HOUCHENS000 | HOUCHENS NORTH FOODS, LLC | 00245777 | 7002400001 | JUNEPP | TRUST | Student supplies for summer programming | H | 06/27/2023 | 06/28/2023 | R | | \$37.98 |
| | | | | | | | 22-23 | | | 35049 | | \$37.98 |
| HOUCHENS000 | HOUCHENS NORTH FOODS, LLC | 003-00198692 | 0000000000 | JUNEPP | TRUST | FLOWERS | H | 06/02/2023 | 06/29/2023 | R | | \$30.00 |
| | | | | | | | 22-23 | | | 35066 | | \$30.00 |
| HOUCHENS000 | HOUCHENS NORTH FOODS, LLC | 003-00198913 | 0000000000 | JUNEPP | TRUST | RETIREMENT DECORATIONS | H | 06/11/2023 | 06/29/2023 | R | | \$41.50 |
| | | | | | | | 22-23 | | | 35066 | | \$41.50 |

| <u>VEN-KEY</u> | <u>VENDOR NAME</u> | <u>INVOICE #</u> | <u>PO NUMBER</u> | <u>BATCH</u> | <u>BANK</u> | <u>DESCRIPTION</u> | <u>LQ</u> | <u>S</u> | <u>INV DATE</u> | <u>DUE DATE</u> | <u>C</u> | <u>NET AMOUNT</u> |
|-------------------------------|---------------------------------|-----------------------------|------------------|--------------|-----------------|--|-----------|------------|-----------------|------------------|----------|-----------------------|
| | <u>ACH VOID DOWNLOAD</u> | <u>DISCOUNT DESCRIPTION</u> | | | <u>DISC AMT</u> | <u>ADJUSTMENT DESCRIPTION</u> | <u>FY</u> | | <u>ADJ AMT</u> | <u>CHECK NBR</u> | | <u>INVOICE AMOUNT</u> |
| HOUCHENS000 | HOUCHENS NORTH FOODS, LLC | 003-00199140 | 0000000000 | JUNEPP | TRUST | FLOWERS | H | 06/20/2023 | 06/29/2023 | R | | \$30.00 |
| | | | | | | | 22-23 | | | 35066 | | \$30.00 |
| NUMBER OF INVOICES: 23 | | | | | | | | | | | | \$1,010.27 |
| HSC PAVE000 | HSC PAVEMENT MAINTENANCE, INC | 5075 | 0000000000 | JUNEPP | TRUST | CRACK SEALING RUNNING TRACK | H | 03/06/2023 | 06/15/2023 | R | | \$2,693.00 |
| | | | | | | | 22-23 | | | 34977 | | \$2,693.00 |
| NUMBER OF INVOICES: 1 | | | | | | | | | | | | \$2,693.00 |
| IL ASSN 001 | IL ASSN OF SCHOOL BOARDS | 411905 | 0000000000 | JUNEPP | TRUST | JOINT CONFERENCE - WISNER, FOX, LECRONE, SNYDER, WILSON, LOCKLEY, HENDERSON, BAILEY | H | 06/05/2023 | 06/08/2023 | R | | \$5,760.00 |
| | | | | | | | 22-23 | | | 34905 | | \$5,760.00 |
| NUMBER OF INVOICES: 2 | | | | | | | | | | | | \$6,480.00 |
| IL ASSN 003 | IL ASSN OF SCHOOL ADMINSTRATORS | 84-052323 - AA 1445 | 0000000000 | JUNEPP | TRUST | IASA Academy - Why Academy - Effingham IL Kacie Rodgers | H | 05/25/2023 | 06/26/2023 | R | | \$200.00 |
| | | | | | | | 22-23 | | | 35035 | | \$200.00 |
| IL ASSN 003 | IL ASSN OF SCHOOL ADMINSTRATORS | 84-052323 -AA 1445 | 0000000000 | JUNEPP | TRUST | CRIS EDWARDS | H | 05/25/2023 | 06/26/2023 | R | | \$200.00 |
| | | | | | | | 22-23 | | | 35035 | | \$200.00 |
| IL ASSN 003 | IL ASSN OF SCHOOL ADMINSTRATORS | 84-052323-AA 1445 | 3002300460 | JUNEPP | TRUST | IASA Admin Academy | H | 05/25/2023 | 06/05/2023 | R | | \$200.00 |
| | | | | | | | 22-23 | | | 34898 | | \$200.00 |
| NUMBER OF INVOICES: 3 | | | | | | | | | | | | \$600.00 |
| IL GAS C000 | IL GAS COMPANY | 060623 | 9002300013 | JUNEPP | TRUST | GAS BILL | H | 06/06/2023 | 06/20/2023 | R | | \$2,350.35 |
| | | | | | | | 22-23 | | | 34989 | | \$2,350.35 |

| <u>VEN-KEY</u> | <u>VENDOR NAME</u> | <u>INVOICE #</u> | <u>PO NUMBER</u> | <u>BATCH</u> | <u>BANK</u> | <u>DESCRIPTION</u> | <u>LQ</u> | <u>S</u> | <u>INV DATE</u> | <u>DUE DATE</u> | <u>C</u> | <u>NET AMOUNT</u> |
|--------------------------|---|-----------------------------|------------------|--------------|-----------------|--------------------------------|-----------|------------|-----------------|------------------|----------|-----------------------|
| <u>ACH VOID DOWNLOAD</u> | | <u>DISCOUNT DESCRIPTION</u> | | | <u>DISC AMT</u> | <u>ADJUSTMENT DESCRIPTION</u> | <u>FY</u> | | <u>ADJ AMT</u> | <u>CHECK NBR</u> | | <u>INVOICE AMOUNT</u> |
| | | | | | | NUMBER OF INVOICES: 1 | | | | | | \$2,350.35 |
| INCIDENT000 | INCIDENT IQ, LLC | 00005736 | 9002300103 | JUNEPP | | TRUST SUBSCRIPTION RENEWAL | H | 06/15/2023 | 06/15/2023 | R | | \$6,297.51 |
| | | | | | | | 22-23 | | | 34951 | | \$6,297.51 |
| | | | | | | NUMBER OF INVOICES: 1 | | | | | | \$6,297.51 |
| INTELLIG000 | INTELLIGENT MARKING USA, INC DBA TU 46659 | | 0000000000 | JUNEPP | | TRUST TURF TANK | H | 06/08/2023 | 06/27/2023 | R | | \$11,000.00 |
| | | | | | | | 22-23 | | | 35050 | | \$11,000.00 |
| | | | | | | NUMBER OF INVOICES: 1 | | | | | | \$11,000.00 |
| ITSAVVY 000 | ITSAVVY LLC | 01430476 | 9502300096 | JUNEPP | | TRUST Extra PC ELC - ESSER | H | 06/09/2023 | 06/15/2023 | R | | \$1,673.00 |
| | | | | | | | 22-23 | | | 34978 | | \$1,673.00 |
| ITSAVVY 000 | ITSAVVY LLC | 01431932 | 9502300097 | JUNEPP | | TRUST Office Equipment | H | 06/19/2023 | 06/21/2023 | R | | \$1,840.00 |
| | | | | | | | 22-23 | | | 34995 | | \$1,840.00 |
| ITSAVVY 000 | ITSAVVY LLC | 01432260 | 9502300097 | JUNEPP | | TRUST Office Equipment | H | 06/19/2023 | 06/22/2023 | R | | \$570.00 |
| | | | | | | | 22-23 | | | 35010 | | \$570.00 |
| | | | | | | NUMBER OF INVOICES: 3 | | | | | | \$4,083.00 |
| J & A AU001 | J & A AUTO CLINIC | 63683 | 8002300027 | JUNEPP | | TRUST Labor & supplies for the | H | 05/30/2023 | 06/12/2023 | R | | \$279.83 |
| | | | | | | 2022-2023 school year (VANS) | | | | | | |
| | | | | | | | 22-23 | | | 34934 | | \$279.83 |
| | | | | | | NUMBER OF INVOICES: 1 | | | | | | \$279.83 |
| J E SHEK000 | J E SHEKELL, INC | 93047999 | 0000000000 | JUNEPP | | TRUST REPLACE 3 WAY HOT WATER | H | 06/14/2023 | 06/22/2023 | R | | \$1,987.18 |
| | | | | | | HEATER | | | | | | |
| | | | | | | | 22-23 | | | 35014 | | \$1,987.18 |
| | | | | | | NUMBER OF INVOICES: 1 | | | | | | \$1,987.18 |
| JOHN D H000 | JOHN D HURN & SON, INC | 496695 | 0000000000 | JUNEHURN | | TRUST HS SUMMER JOB | H | 05/26/2023 | 05/26/2023 | R | | \$125.97 |

| <u>VEN-KEY</u> | <u>VENDOR NAME</u> | <u>INVOICE #</u> | <u>PO NUMBER</u> | <u>BATCH</u> | <u>BANK</u> | <u>DESCRIPTION</u> | <u>LQ</u> | <u>S</u> | <u>INV DATE</u> | <u>DUE DATE</u> | <u>C</u> | <u>NET AMOUNT</u> |
|----------------|--------------------------|-----------------------------|------------------|--|-------------|-------------------------------|-----------|------------|-----------------|------------------|----------|-----------------------|
| | <u>ACH VOID DOWNLOAD</u> | <u>DISCOUNT DESCRIPTION</u> | | <u>DISC AMT</u> | | <u>ADJUSTMENT DESCRIPTION</u> | <u>FY</u> | | <u>ADJ AMT</u> | <u>CHECK NBR</u> | | <u>INVOICE AMOUNT</u> |
| JOHN D H000 | JOHN D HURN & SON, INC | 496695 | | *****CONTINUED***** | | | | | | | | |
| | | | | | | | 22-23 | | | 35018 | | \$125.97 |
| JOHN D H000 | JOHN D HURN & SON, INC | 496699 | 0000000000 | JUNEHURN TRUST MS | | | H | 05/26/2023 | 05/26/2023 | R | | \$264.03 |
| | | | | | | | 22-23 | | | 35018 | | \$264.03 |
| JOHN D H000 | JOHN D HURN & SON, INC | 496709 | 0000000000 | JUNEHURN TRUST PINE SHIMS | | | H | 05/26/2023 | 06/13/2023 | R | | \$3.13 |
| | | | | | | | 22-23 | | | 35018 | | \$3.13 |
| | | | | | | | | | | | | 55 |
| JOHN D H000 | JOHN D HURN & SON, INC | 496930 | 0000000000 | JUNEHURN TRUST HS | | | H | 05/30/2023 | 05/30/2023 | R | | \$18.12 |
| | | | | | | | 22-23 | | | 35018 | | \$18.12 |
| JOHN D H000 | JOHN D HURN & SON, INC | 497067 | 0000000000 | JUNEHURN TRUST HS SUMMER JOB | | | H | 05/31/2023 | 05/31/2023 | R | | \$370.53 |
| | | | | | | | 22-23 | | | 35018 | | \$370.53 |
| JOHN D H000 | JOHN D HURN & SON, INC | 497244 | 0000000000 | JUNEHURN TRUST A PEX ELBOW NIPPLE | | | H | 06/01/2023 | 06/13/2023 | R | | \$83.13 |
| | | | | | | | 22-23 | | | 35018 | | \$83.13 |
| JOHN D H000 | JOHN D HURN & SON, INC | 497296 | 0000000000 | JUNEHURN TRUST SPRUCE DRYWALL ADHESIVE | | | H | 06/01/2023 | 06/13/2023 | R | | \$97.15 |
| | | | | | | | 22-23 | | | 35018 | | \$97.15 |
| JOHN D H000 | JOHN D HURN & SON, INC | 497362 | 0000000000 | JUNEHURN TRUST HOLE SAW DRILL BIT BLADES TAPE | | | H | 06/05/2023 | 06/13/2023 | R | | \$106.59 |
| | | | | | | | 22-23 | | | 35018 | | \$106.59 |
| JOHN D H000 | JOHN D HURN & SON, INC | 497420 | 0000000000 | JUNEHURN TRUST FOAM FILTERS | | | H | 06/02/2023 | 06/13/2023 | R | | \$12.62 |
| | | | | | | | 22-23 | | | 35018 | | \$12.62 |
| JOHN D H000 | JOHN D HURN & SON, INC | 497421 | 0000000000 | JUNEHURN TRUST DRYWALL SILICONE STRAP | | | H | 06/02/2023 | 06/13/2023 | R | | \$37.35 |
| | | | | | | | 22-23 | | | 35018 | | \$37.35 |
| JOHN D H000 | JOHN D HURN & SON, INC | 497448 | 0000000000 | JUNEHURN TRUST DRYWALL HEX HEAD | | | H | 06/02/2023 | 06/13/2023 | R | | \$49.55 |
| | | | | | | | 22-23 | | | 35018 | | \$49.55 |
| JOHN D H000 | JOHN D HURN & SON, INC | 497518 | 0000000000 | JUNEHURN TRUST DECK DACR GROUND | | | H | 06/02/2023 | 06/13/2023 | R | | \$41.07 |
| | | | | | | | 22-23 | | | 35018 | | \$41.07 |

| <u>VEN-KEY</u> | <u>VENDOR NAME</u> | <u>INVOICE #</u> | <u>PO NUMBER</u> | <u>BATCH</u> | <u>BANK</u> | <u>DESCRIPTION</u> | <u>LQ S</u> | <u>INV DATE</u> | <u>DUE DATE</u> | <u>C</u> | <u>NET AMOUNT</u> |
|----------------|--------------------------|-----------------------------|------------------|-----------------|-------------|--------------------------------------|-------------|-----------------|------------------|------------|-----------------------|
| | <u>ACH VOID DOWNLOAD</u> | <u>DISCOUNT DESCRIPTION</u> | | <u>DISC AMT</u> | | <u>ADJUSTMENT DESCRIPTION</u> | <u>FY</u> | <u>ADJ AMT</u> | <u>CHECK NBR</u> | | <u>INVOICE AMOUNT</u> |
| JOHN D H000 | JOHN D HURN & SON, INC | 497642 | 0000000000 | JUNEHURN | TRUST | ROLLER COVER PAINT TRAY BRUSH | H 22-23 | 06/05/2023 | 06/13/2023 | R 35018 | \$29.67 \$29.67 |
| JOHN D H000 | JOHN D HURN & SON, INC | 497754 | 0000000000 | JUNEHURN | TRUST | SLATE FELT PAPER ROOF STARTER | H 22-23 | 06/05/2023 | 06/13/2023 | R 35018 | \$659.32 \$659.32 |
| JOHN D H000 | JOHN D HURN & SON, INC | 497824 | 0000000000 | JUNEHURN | TRUST | PAINT TRAY KNIT COVER PAINT BRUSH | H 22-23 | 06/06/2023 | 06/06/2023 | R 35018 | \$56.73 \$26.73 |
| JOHN D H000 | JOHN D HURN & SON, INC | 500608 | 0000000000 | JUNEPP | TRUST | SUMMER MAINTENANCE | H 22-23 | 06/27/2023 | 06/27/2023 | R 35036 | \$63.87 \$63.87 |
| JOHN D H000 | JOHN D HURN & SON, INC | 500669 | 0000000000 | JUNEPP | TRUST | SUMMER MAINTENANCE | H 22-23 | 06/27/2023 | 06/27/2023 | R 35036 | \$36.81 \$36.81 |
| JOHN D H000 | JOHN D HURN & SON, INC | 500929 | 0000000000 | JUNEPP | TRUST | BUS SUMMER MAINTENANCE | H 22-23 | 06/28/2023 | 06/28/2023 | R 35051 | \$7.73 \$7.73 |
| JOHN D H000 | JOHN D HURN & SON, INC | 501041 | 0000000000 | JUNEPP | TRUST | SUMMER MAINTENANCE | H 22-23 | 06/29/2023 | 06/29/2023 | R 35067 | \$87.71 \$87.71 |
| JOHN D H000 | JOHN D HURN & SON, INC | 501057 | 0000000000 | JUNEPP | TRUST | SUMMER MAINTENANCE | H 22-23 | 06/29/2023 | 06/29/2023 | R 35067 | \$120.33 \$120.33 |
| JOHN D H000 | JOHN D HURN & SON, INC | 501098 | 0000000000 | JUNEPP | TRUST | MS SUMMER MAINTENANCE | H 22-23 | 06/29/2023 | 06/29/2023 | R 35067 | \$28.87 \$28.87 |
| JOHN D H000 | JOHN D HURN & SON, INC | C41127 | 0000000000 | JUNEHURN | TRUST | CREDIT | H 22-23 | 06/15/2023 | 06/26/2023 | R 35018 | -\$62.05 -\$62.05 |
| JOHN D H000 | JOHN D HURN & SON, INC | CREDIT L04020 | 0000000000 | JUNEHURN | TRUST | POST HOLE DIGGER 4 HRS RETURN | H 22-23 | 06/13/2023 | 06/13/2023 | R 35018 | -\$75.00 -\$75.00 |

| <u>VEN-KEY</u> | <u>VENDOR NAME</u> | <u>INVOICE #</u> | <u>PO NUMBER</u> | <u>BATCH</u> | <u>BANK</u> | <u>DESCRIPTION</u> | <u>LQ</u> | <u>S</u> | <u>INV DATE</u> | <u>DUE DATE</u> | <u>C</u> | <u>NET AMOUNT</u> |
|----------------|--------------------------|-----------------------------|------------------|-----------------|-------------|------------------------------------|-----------|------------|-----------------|------------------|----------|-----------------------|
| | <u>ACH VOID DOWNLOAD</u> | <u>DISCOUNT DESCRIPTION</u> | | <u>DISC AMT</u> | | <u>ADJUSTMENT DESCRIPTION</u> | <u>FY</u> | | <u>ADJ AMT</u> | <u>CHECK NBR</u> | | <u>INVOICE AMOUNT</u> |
| JOHN D H000 | JOHN D HURN & SON, INC | L01539 | 0000000000 | JUNEHURN | TRUST | ES SUMMER MAINTENANCE | H | 05/25/2023 | 05/25/2023 | R | | \$225.34 |
| | | | | | | | 22-23 | | | 35018 | | \$225.34 |
| JOHN D H000 | JOHN D HURN & SON, INC | L03032 | 0000000000 | JUNEHURN | TRUST | ORANGE MARKING PAINT | H | 06/06/2023 | 06/07/2023 | R | | \$7.88 |
| | | | | | | | 22-23 | | | 35018 | | \$7.88 |
| JOHN D H000 | JOHN D HURN & SON, INC | L03105 | 0000000000 | JUNEHURN | TRUST | LOCK NUT FLAT WASH HEX BOLT | H | 06/07/2023 | 06/07/2023 | R | | \$43.63 |
| | | | | | | | 22-23 | | | 35018 | | \$43.63 |
| JOHN D H000 | JOHN D HURN & SON, INC | L03133 | 0000000000 | JUNEHURN | TRUST | BARREL BOLT | H | 06/07/2023 | 06/07/2023 | R | | \$6.17 |
| | | | | | | | 22-23 | | | 35018 | | \$6.17 |
| JOHN D H000 | JOHN D HURN & SON, INC | L03166 | 0000000000 | JUNEHURN | TRUST | KITCHEN SINK AND FAUCET W/SPRAY | H | 06/07/2023 | 06/07/2023 | R | | \$223.23 |
| | | | | | | | 22-23 | | | 35018 | | \$223.23 |
| JOHN D H000 | JOHN D HURN & SON, INC | L03213 | 0000000000 | JUNEHURN | TRUST | SLIP JOINT WASTE ARM | H | 06/07/2023 | 06/07/2023 | R | | \$21.37 |
| | | | | | | | 22-23 | | | 35018 | | \$21.37 |
| JOHN D H000 | JOHN D HURN & SON, INC | L03241 | 0000000000 | JUNEHURN | TRUST | SLIP JOINT WASHER SLIP NUT | H | 06/07/2023 | 06/07/2023 | R | | \$35.49 |
| | | | | | | | 22-23 | | | 35018 | | \$35.49 |
| JOHN D H000 | JOHN D HURN & SON, INC | L03254 | 0000000000 | JUNEHURN | TRUST | PVC P TRAP PVC REDUCER | H | 06/07/2023 | 06/07/2023 | R | | \$42.51 |
| | | | | | | | 22-23 | | | 35018 | | \$42.51 |
| JOHN D H000 | JOHN D HURN & SON, INC | L03286 | 0000000000 | JUNEHURN | TRUST | CONCRETE MIX DIVIDER | H | 06/08/2023 | 06/13/2023 | R | | \$75.46 |
| | | | | | | | 22-23 | | | 35018 | | \$75.46 |
| JOHN D H000 | JOHN D HURN & SON, INC | L03381 | 0000000000 | JUNEHURN | TRUST | ANT & ROACH KILLER SPRAY | H | 06/08/2023 | 06/13/2023 | R | | \$13.27 |
| | | | | | | | 22-23 | | | 35018 | | \$13.27 |
| JOHN D H000 | JOHN D HURN & SON, INC | L03395 | 0000000000 | JUNEHURN | TRUST | A PEX ADAPTER ELBOW REDUCER | H | 06/08/2023 | 06/13/2023 | R | | \$150.78 |
| | | | | | | | 22-23 | | | 35018 | | \$150.78 |
| JOHN D H000 | JOHN D HURN & SON, INC | L03543 | 0000000000 | JUNEHURN | TRUST | ROLLER COVER | H | 06/09/2023 | 06/13/2023 | R | | \$56.39 |
| | | | | | | | 22-23 | | | 35018 | | \$56.39 |

57

| <u>VEN-KEY</u> | <u>VENDOR NAME</u> | <u>INVOICE #</u> | <u>PO NUMBER</u> | <u>BATCH</u> | <u>BANK</u> | <u>DESCRIPTION</u> | <u>LQ</u> | <u>S</u> | <u>INV DATE</u> | <u>DUE DATE</u> | <u>C</u> | <u>NET AMOUNT</u> |
|----------------|--------------------------|-----------------------------|------------------|-----------------|-------------|---|-----------|----------|-----------------|------------------|----------|-----------------------|
| | <u>ACH VOID DOWNLOAD</u> | <u>DISCOUNT DESCRIPTION</u> | | <u>DISC AMT</u> | | <u>ADJUSTMENT DESCRIPTION</u> | <u>FY</u> | | <u>ADJ AMT</u> | <u>CHECK NBR</u> | | <u>INVOICE AMOUNT</u> |
| JOHN D H000 | JOHN D HURN & SON, INC | L03690 | 8002300014 | JUNEHURN | TRUST | Supplies for the school year 2022-2023 | H | | 06/12/2023 | 06/13/2023 | R | \$11.47 |
| | | | | | | | | | | 22-23 | 35018 | \$11.47 |
| JOHN D H000 | JOHN D HURN & SON, INC | L03693 | 0000000000 | JUNEHURN | TRUST | SPONGE SPRAY PRIMER | H | | 06/12/2023 | 06/13/2023 | R | \$26.47 |
| | | | | | | | | | | 22-23 | 35018 | \$26.47 |
| JOHN D H000 | JOHN D HURN & SON, INC | L03783 | 0000000000 | JUNEHURN | TRUST | MS SUMMER MAINTENANCE | H | | 06/12/2023 | 06/20/2023 | R | \$8.11 |
| | | | | | | | | | | 22-23 | 35018 | 58 11 |
| JOHN D H000 | JOHN D HURN & SON, INC | L03897 | 0000000000 | JUNEHURN | TRUST | HOLE DIGGER | H | | 06/13/2023 | 06/13/2023 | R | \$43.69 |
| | | | | | | | | | | 22-23 | 35018 | \$43.69 |
| JOHN D H000 | JOHN D HURN & SON, INC | L03932 | 0000000000 | JUNEHURN | TRUST | LEVEL | H | | 06/13/2023 | 06/13/2023 | R | \$35.40 |
| | | | | | | | | | | 22-23 | 35018 | \$35.40 |
| JOHN D H000 | JOHN D HURN & SON, INC | L03946 | 0000000000 | JUNEHURN | TRUST | POST HOLE DIGGER TOWABLE 4HRS | H | | 06/13/2023 | 06/13/2023 | R | \$75.00 |
| | | | | | | | | | | 22-23 | 35018 | \$75.00 |
| JOHN D H000 | JOHN D HURN & SON, INC | L03991 | 0000000000 | JUNEHURN | TRUST | CONCRETE MIX | H | | 06/13/2023 | 06/13/2023 | R | \$45.22 |
| | | | | | | | | | | 22-23 | 35018 | \$45.22 |
| JOHN D H000 | JOHN D HURN & SON, INC | L04054 | 0000000000 | JUNEHURN | TRUST | CONCRETE MIX | H | | 06/14/2023 | 06/14/2023 | R | \$11.30 |
| | | | | | | | | | | 22-23 | 35018 | \$11.30 |
| JOHN D H000 | JOHN D HURN & SON, INC | L04130 | 0000000000 | JUNEHURN | TRUST | ANVIL LOPPING SHEAR | H | | 06/14/2023 | 06/15/2023 | R | \$22.32 |
| | | | | | | | | | | 22-23 | 35018 | \$22.32 |
| JOHN D H000 | JOHN D HURN & SON, INC | L04140 | 0000000000 | JUNEHURN | TRUST | ELBOW COUPLING PVC CEMENT PVC PIPE | H | | 06/14/2023 | 06/14/2023 | R | \$74.06 |
| | | | | | | | | | | 22-23 | 35018 | \$74.06 |
| JOHN D H000 | JOHN D HURN & SON, INC | L04264 | 0000000000 | JUNEHURN | TRUST | REBAR CABLE TIE SWITCH PIPE STRAP | H | | 06/15/2023 | 06/15/2023 | R | \$46.59 |
| | | | | | | | | | | 22-23 | 35018 | \$46.59 |

| <u>VEN-KEY</u> | <u>VENDOR NAME</u> | <u>INVOICE #</u> | <u>PO NUMBER</u> | <u>BATCH</u> | <u>BANK</u> | <u>DESCRIPTION</u> | <u>LQ</u> | <u>S</u> | <u>INV DATE</u> | <u>DUE DATE</u> | <u>C</u> | <u>NET AMOUNT</u> |
|-------------------------------|--------------------------|-----------------------------|------------------|-----------------|-------------|---|-----------|------------|-----------------|------------------|-------------------|-----------------------|
| | <u>ACH VOID DOWNLOAD</u> | <u>DISCOUNT DESCRIPTION</u> | | <u>DISC AMT</u> | | <u>ADJUSTMENT DESCRIPTION</u> | <u>FY</u> | | <u>ADJ AMT</u> | <u>CHECK NBR</u> | | <u>INVOICE AMOUNT</u> |
| JOHN D H000 | JOHN D HURN & SON, INC | L04454 | 0000000000 | JUNEHURN | TRUST | MOUNTED POINT WHEEL BRUSH | H | 06/15/2023 | 06/20/2023 | R | | \$18.96 |
| | | | | | | | 22-23 | | | 35018 | | \$18.96 |
| JOHN D H000 | JOHN D HURN & SON, INC | L04930 | 0000000000 | JUNEHURN | TRUST | HS SUMMER MAINTENANCE | H | 06/20/2023 | 06/20/2023 | R | | \$72.16 |
| | | | | | | | 22-23 | | | 35018 | | \$72.16 |
| JOHN D H000 | JOHN D HURN & SON, INC | L04934 | 0000000000 | JUNEHURN | TRUST | HS SUMMER MAINTENANCE | H | 06/20/2023 | 06/20/2023 | R | | \$90.00 |
| | | | | | | | 22-23 | | | 35018 | | \$90.00 |
| JOHN D H000 | JOHN D HURN & SON, INC | L04935 | 0000000000 | JUNEHURN | TRUST | SAW BLADE | H | 06/20/2023 | 06/26/2023 | R | | \$7.00 |
| | | | | | | | 22-23 | | | 35018 | | \$7.00 |
| JOHN D H000 | JOHN D HURN & SON, INC | L05001 | 0000000000 | JUNEHURN | TRUST | BUS SUMMER MAINTENANCE | H | 06/20/2023 | 06/20/2023 | R | | \$10.37 |
| | | | | | | | 22-23 | | | 35018 | | \$10.37 |
| JOHN D H000 | JOHN D HURN & SON, INC | L05077 | 0000000000 | JUNEHURN | TRUST | THRED SEALANT TEFLON TAPE COUPLING ELL | H | 06/21/2023 | 06/21/2023 | R | | \$38.79 |
| | | | | | | | 22-23 | | | 35018 | | \$38.79 |
| JOHN D H000 | JOHN D HURN & SON, INC | L05084 | 0000000000 | JUNEHURN | TRUST | WASHER SCREW | H | 06/21/2023 | 06/21/2023 | R | | \$49.19 |
| | | | | | | | 22-23 | | | 35018 | | \$49.19 |
| JOHN D H000 | JOHN D HURN & SON, INC | L05381 | 0000000000 | JUNEHURN | TRUST | DRAIN SEAL | H | 06/22/2023 | 06/22/2023 | R | | \$37.12 |
| | | | | | | | 22-23 | | | 35018 | | \$37.12 |
| JOHN D H000 | JOHN D HURN & SON, INC | L05774 | 0000000000 | JUNEPP | TRUST | SUMMER MAINTENANCE | H | 06/26/2023 | 06/27/2023 | R | | \$39.22 |
| | | | | | | | 22-23 | | | 35036 | | \$39.22 |
| NUMBER OF INVOICES: 55 | | | | | | | | | | | \$3,797.19 | |
| JOHN DEE000 | JOHN DEERE FINANCIAL | 1172533 | 0000000000 | JUNEPP | TRUST | SUMMER MAINTENANCE ALLIANCE TRACTOR | H | 06/26/2023 | 06/29/2023 | R | | \$52.87 |
| | | | | | | | 22-23 | | | 35068 | | \$52.87 |
| JOHN DEE000 | JOHN DEERE FINANCIAL | 4971735 | 0000000000 | JUNEJD | TRUST | SHOP | H | 05/26/2023 | 05/30/2023 | R | | \$16.05 |
| | | | | | | | 22-23 | | | 35021 | | \$16.05 |

| <u>VEN-KEY</u> | <u>VENDOR NAME</u> | <u>INVOICE #</u> | <u>PO NUMBER</u> | <u>BATCH</u> | <u>BANK</u> | <u>DESCRIPTION</u> | <u>LQ</u> | <u>S</u> | <u>INV DATE</u> | <u>DUE DATE</u> | <u>C</u> | <u>NET AMOUNT</u> |
|----------------|--------------------------|-----------------------------|------------------|--------------|-----------------|---|-----------|------------|-----------------|------------------|----------|-----------------------|
| | <u>ACH VOID DOWNLOAD</u> | <u>DISCOUNT DESCRIPTION</u> | | | <u>DISC AMT</u> | <u>ADJUSTMENT DESCRIPTION</u> | <u>FY</u> | | <u>ADJ AMT</u> | <u>CHECK NBR</u> | | <u>INVOICE AMOUNT</u> |
| JOHN DEE000 | JOHN DEERE FINANCIAL | 4971833 | 000000000 | JUNEJD | TRUST | SHOP | H | 05/26/2023 | 05/30/2023 | R | | \$29.50 |
| | | | | | | | 22-23 | | | 35021 | | \$29.50 |
| JOHN DEE000 | JOHN DEERE FINANCIAL | 4975980 | 000000000 | JUNEJD | TRUST | Supplies for the school year 2022-2023 | H | 06/06/2023 | 06/20/2023 | R | | \$11.99 |
| | | | | | | | 22-23 | | | 35021 | | \$11.99 |
| JOHN DEE000 | JOHN DEERE FINANCIAL | 4979456 | 8002300010 | JUNEJD | TRUST | Supplies for the school year 2022-2023 | H | 06/12/2023 | 06/20/2023 | R | | \$55.88 |
| | | | | | | | 22-23 | | | 35021 | | \$55.88 |
| | | | | | | | | | | | | 60 |
| JOHN DEE000 | JOHN DEERE FINANCIAL | 4981147 | 000000000 | JUNEJD | TRUST | FUSION BALL | H | 06/16/2023 | 06/26/2023 | R | | \$39.99 |
| | | | | | | | 22-23 | | | 35021 | | \$39.99 |
| JOHN DEE000 | JOHN DEERE FINANCIAL | 4983056 | 000000000 | JUNEJD | TRUST | FOGGER HOT SHOT | H | 06/20/2023 | 06/26/2023 | R | | \$22.99 |
| | | | | | | | 22-23 | | | 35021 | | \$22.99 |
| JOHN DEE000 | JOHN DEERE FINANCIAL | 4983142 | 000000000 | JUNEJD | TRUST | HOSE MENDER | H | 06/20/2023 | 06/21/2023 | R | | \$2.58 |
| | | | | | | | 22-23 | | | 35021 | | \$2.58 |
| JOHN DEE000 | JOHN DEERE FINANCIAL | 4983495 | 000000000 | JUNEJD | TRUST | HS SUMMER MAINTENANCE | H | 06/21/2023 | 06/27/2023 | R | | \$205.98 |
| | | | | | | | 22-23 | | | 35021 | | \$205.98 |
| JOHN DEE000 | JOHN DEERE FINANCIAL | 4983564 | 000000000 | JUNEJD | TRUST | BUS SUMMER MAINTENANCE | H | 06/21/2023 | 06/22/2023 | R | | \$130.27 |
| | | | | | | | 22-23 | | | 35021 | | \$130.27 |
| JOHN DEE000 | JOHN DEERE FINANCIAL | 4983583 | 000000000 | JUNEJD | TRUST | WIRE HARNESS W/CLAMPS | H | 06/21/2023 | 06/26/2023 | R | | \$12.79 |
| | | | | | | | 22-23 | | | 35021 | | \$12.79 |
| JOHN DEE000 | JOHN DEERE FINANCIAL | 4983802 | 000000000 | JUNEJD | TRUST | SPOT SPRAYER | H | 06/22/2023 | 06/26/2023 | R | | \$167.99 |
| | | | | | | | 22-23 | | | 35021 | | \$167.99 |
| JOHN DEE000 | JOHN DEERE FINANCIAL | 4984004 | 000000000 | JUNEJD | TRUST | MEDIUM WHEEL BRUSH BLADES | H | 06/22/2023 | 06/26/2023 | R | | \$47.97 |
| | | | | | | | 22-23 | | | 35021 | | \$47.97 |

| <u>VEN-KEY</u> | <u>VENDOR NAME</u> | <u>INVOICE #</u> | <u>PO NUMBER</u> | <u>BATCH</u> | <u>BANK</u> | <u>DESCRIPTION</u> | <u>LQ</u> | <u>S</u> | <u>INV DATE</u> | <u>DUE DATE</u> | <u>C</u> | <u>NET AMOUNT</u> |
|-------------------------------|---------------------------|-----------------------------|------------------|--------------|-----------------|---|-----------|----------------|-----------------|------------------|-----------------------|-------------------|
| <u>ACH VOID DOWNLOAD</u> | | <u>DISCOUNT DESCRIPTION</u> | | | <u>DISC AMT</u> | <u>ADJUSTMENT DESCRIPTION</u> | <u>FY</u> | <u>ADJ AMT</u> | | <u>CHECK NBR</u> | <u>INVOICE AMOUNT</u> | |
| JOHN DEE000 | JOHN DEERE FINANCIAL | 4985114 | 000000000 | JUNEPP | TRUST | HS SUMMER MAINTENANCE | H | 06/28/2023 | 06/28/2023 | R | \$43.74 | |
| | | | | | | | 22-23 | | | 35052 | \$43.74 | |
| JOHN DEE000 | JOHN DEERE FINANCIAL | 4985542 | 000000000 | JUNEPP | TRUST | SUMMER MAINTENANCE | H | 06/26/2023 | 06/29/2023 | R | \$54.71 | |
| | | | | | | | 22-23 | | | 35068 | \$54.71 | |
| JOHN DEE000 | JOHN DEERE FINANCIAL | 4986221 | 000000000 | JUNEPP | TRUST | BUS SUMMER MAINTENANCE | H | 06/28/2023 | 06/28/2023 | R | \$5.49 | |
| | | | | | | | 22-23 | | | 35052 | \$5.49 | |
| JOHN DEE000 | JOHN DEERE FINANCIAL | CREDIT 4979759 | 8002300010 | JUNEJD | TRUST | Supplies for the school year 2022-2023 | H | 06/12/2023 | 06/15/2023 | R | \$-14.30 | |
| | | | | | | | 22-23 | | | 35021 | \$-14.30 | |
| NUMBER OF INVOICES: 17 | | | | | | | | | | | \$886.49 | |
| JOHNSON 000 | JOHNSON CONTROLS | 41644724 | 000000000 | JUNEPP | TRUST | HS SUMMER MAINTENANCE | H | 05/25/2023 | 06/28/2023 | R | \$697.80 | |
| | | | | | | | 22-23 | | | 35053 | \$697.80 | |
| NUMBER OF INVOICES: 1 | | | | | | | | | | | \$697.80 | |
| KMAN RIT000 | KMAN, RITA | 062823 | 000000000 | JUNEPP | TRUST | MEDICAL REIMBURSEMENT | H | 06/28/2023 | 06/28/2023 | R | \$200.00 | |
| | | | | | | | 22-23 | | | 35037 | \$200.00 | |
| NUMBER OF INVOICES: 1 | | | | | | | | | | | \$200.00 | |
| KONE CHI000 | KONE CHICAGO | 871061715 | 000000000 | JUNEPP | TRUST | MAINTENANCE MS | H | 06/01/2023 | 06/12/2023 | R | \$1,110.18 | |
| | | | | | | | 22-23 | | | 34935 | \$1,110.18 | |
| NUMBER OF INVOICES: 1 | | | | | | | | | | | \$1,110.18 | |
| LAB-AIDS000 | LAB-AIDS, INC | 11822 | 3002300463 | JUNEPP | TRUST | CASE Ag Power and Technology (APT) Materials Package | H | 05/23/2023 | 06/26/2023 | R | \$2,646.00 | |
| | | | | | | | 22-23 | | | 35038 | \$2,646.00 | |
| NUMBER OF INVOICES: 1 | | | | | | | | | | | \$2,646.00 | |
| LAKECOOK000 | LAKECOOK DISTRIBUTORS INC | 20230613 | 5002300098 | JUNEPP | TRUST | BlueStem Books for | H | 06/08/2023 | 06/29/2023 | R | \$3,375.71 | |

| <u>VEN-KEY</u> | <u>VENDOR NAME</u> | <u>INVOICE #</u> | <u>PO NUMBER</u> | <u>BATCH</u> | <u>BANK</u> | <u>DESCRIPTION</u> | <u>LQ</u> | <u>S</u> | <u>INV DATE</u> | <u>DUE DATE</u> | <u>C</u> | <u>NET AMOUNT</u> | |
|----------------|---------------------------------|-----------------------------|------------------|-----------------|-------------|---|-----------|----------|-----------------|------------------|----------|------------------------------|-------------------|
| | <u>ACH VOID DOWNLOAD</u> | <u>DISCOUNT DESCRIPTION</u> | | <u>DISC AMT</u> | | <u>ADJUSTMENT DESCRIPTION</u> | <u>FY</u> | | <u>ADJ AMT</u> | <u>CHECK NBR</u> | | <u>INVOICE AMOUNT</u> | |
| LAKECOOK000 | LAKECOOK DISTRIBUTORS INC | 20230613 | | | | *****CONTINUED***** classrooms (Order # 19636) | | | | | | | |
| | | | | | | | 22-23 | | | 35069 | | \$3,375.71 | |
| | | | | | | | | | | | | NUMBER OF INVOICES: 1 | \$3,375.71 |
| LIBRARY 001 | THE LIBRARY STORE | 629106 | 3002300416 | JUNEPP | TRUST | purchase of book covers | H | | 04/20/2023 | 06/05/2023 | R | \$139.77 | |
| | | | | | | | 22-23 | | | 34899 | | \$139.77 | |
| | | | | | | | | | | | | 62 | |
| | | | | | | | | | | | | \$139.77 | |
| | | | | | | | | | | | | NUMBER OF INVOICES: 1 | \$200.00 |
| LYNN GIN000 | LYNN, GINA | 062623 | 0000000000 | JUNEPP | TRUST | MEDICAL REIMBURSEMENT | H | | 06/19/2023 | 06/26/2023 | R | \$200.00 | |
| | | | | | | | 22-23 | | | 35039 | | \$200.00 | |
| | | | | | | | | | | | | NUMBER OF INVOICES: 1 | \$200.00 |
| MIDWEST 017 | MIDWEST ENGINEERING/TESTING INC | C27004-305 | 0000000000 | JUNEPP | TRUST | BUILDING CODE INSPECTOR | H | | 05/31/2023 | 06/08/2023 | R | \$1,000.00 | |
| | | | | | | | 22-23 | | | 34936 | | \$1,000.00 | |
| | | | | | | | | | | | | NUMBER OF INVOICES: 1 | \$1,000.00 |
| MILLER O000 | MILLER OFFICE EQUIPMENT, INC | 128529 | 1002300527 | JUNEPP | TRUST | Fellowes Model 225Ci Powershred Commercial Shredder | H | | 05/26/2023 | 06/05/2023 | R | \$1,275.00 | |
| | | | | | | | 22-23 | | | 34900 | | \$1,275.00 | |
| | | | | | | | | | | | | NUMBER OF INVOICES: 1 | \$1,275.00 |
| MILLER T000 | MILLER, TRACY, BRAUN | 104009 | 0000000000 | JUNEPP | TRUST | PROFESSIONAL SERVICE | H | | 05/31/2023 | 06/12/2023 | R | \$676.76 | |
| | | | | | | | 22-23 | | | 34944 | | \$676.76 | |
| MILLER T000 | MILLER, TRACY, BRAUN | 104010 | 0000000000 | JUNEPP | TRUST | PROFESSIONAL SERVICE | H | | 05/31/2023 | 06/12/2023 | R | \$2,897.45 | |
| | | | | | | | 22-23 | | | 34944 | | \$2,897.45 | |
| | | | | | | | | | | | | NUMBER OF INVOICES: 2 | \$3,574.21 |
| MOBILE C000 | MOBILE CITIZEN, LLC | INV18923 | 2002300241 | JUNEPP | TRUST | McKinney Vento- Hotspots | H | | 06/01/2023 | 06/15/2023 | R | \$590.85 | |

| <u>VEN-KEY</u> | <u>VENDOR NAME</u> | <u>INVOICE #</u> | <u>PO NUMBER</u> | <u>BATCH</u> | <u>BANK</u> | <u>DESCRIPTION</u> | <u>LQ</u> | <u>S</u> | <u>INV DATE</u> | <u>DUE DATE</u> | <u>C</u> | <u>NET AMOUNT</u> | |
|----------------|------------------------------------|-----------------------------|------------------|-----------------|-------------|---|-----------|------------|-----------------|------------------|----------|------------------------------|--------------------|
| | <u>ACH VOID DOWNLOAD</u> | <u>DISCOUNT DESCRIPTION</u> | | <u>DISC AMT</u> | | <u>ADJUSTMENT DESCRIPTION</u> | <u>FY</u> | | <u>ADJ AMT</u> | <u>CHECK NBR</u> | | <u>INVOICE AMOUNT</u> | |
| MOBILE C000 | MOBILE CITIZEN, LLC | INV18923 | | | | *****CONTINUED***** | | | | | | | |
| | | | | | | | 22-23 | | | 34952 | | \$590.85 | |
| | | | | | | | | | | | | NUMBER OF INVOICES: 1 | \$590.85 |
| NORRIS E000 | NORRIS ELECTRIC CO-OP | 053023 | 9002300017 | JUNEPP | TRUST | ELECTRIC - ES | H | 06/05/2023 | 06/12/2023 | R | | \$16,116.56 | |
| | | | | | | | 22-23 | | | 34945 | | \$16,116.56 | |
| | | | | | | | | | | | | NUMBER OF INVOICES: 1 | \$16,116.56 |
| O'REILLY001 | O'REILLY AUTO PARTS | 1411-151403 | 8002300009 | JUNEPP | TRUST | Supplies for the school year 2022-2023 | H | 05/01/2023 | 06/05/2023 | R | | \$35.20 | |
| | | | | | | | 22-23 | | | 34901 | | \$35.20 | |
| O'REILLY001 | O'REILLY AUTO PARTS | 1411-151957 | 0000000000 | JUNEPP | TRUST | SHOP SUPPLIES | H | 05/05/2023 | 06/05/2023 | R | | \$16.79 | |
| | | | | | | | 22-23 | | | 34901 | | \$16.79 | |
| O'REILLY001 | O'REILLY AUTO PARTS | 1411-153809 | 8002300009 | JUNEPP | TRUST | Supplies for the school year 2022-2023 | H | 05/18/2023 | 06/05/2023 | R | | \$13.51 | |
| | | | | | | | 22-23 | | | 34901 | | \$13.51 | |
| O'REILLY001 | O'REILLY AUTO PARTS | 1411-154698 | 8002300009 | JUNEPP | TRUST | Supplies for the school year 2022-2023 | H | 05/24/2023 | 06/05/2023 | R | | \$18.98 | |
| | | | | | | | 22-23 | | | 34901 | | \$18.98 | |
| O'REILLY001 | O'REILLY AUTO PARTS | 1411-155775 | 8002300009 | JUNEPP | TRUST | Supplies for the school year 2022-2023 | H | 05/31/2023 | 06/05/2023 | R | | \$29.61 | |
| | | | | | | | 22-23 | | | 34901 | | \$29.61 | |
| O'REILLY001 | O'REILLY AUTO PARTS | 1411-159330 | 0000000000 | JUNEPP | TRUST | SHOP SUPPLIES | H | 06/26/2023 | 06/27/2023 | R | | \$35.96 | |
| | | | | | | | 22-23 | | | 35040 | | \$35.96 | |
| | | | | | | | | | | | | NUMBER OF INVOICES: 6 | \$150.05 |
| PATRIOT 000 | PATRIOT ENGINEERING & ENVIRONMENTA | 133510 | 0000000000 | JUNEPP | TRUST | PROFESSIONAL SERVICES | H | 06/15/2023 | 06/21/2023 | R | | \$2,353.10 | |
| | | | | | | | 22-23 | | | 34996 | | \$2,353.10 | |

| <u>VEN-KEY</u> | <u>VENDOR NAME</u> | <u>INVOICE #</u> | <u>PO NUMBER</u> | <u>BATCH</u> | <u>BANK</u> | <u>DESCRIPTION</u> | <u>LQ</u> | <u>S</u> | <u>INV DATE</u> | <u>DUE DATE</u> | <u>C</u> | <u>NET AMOUNT</u> |
|------------------------------|-----------------------------|-----------------------------|------------------|-----------------|-------------|---|-----------|----------|-----------------|------------------|----------|-----------------------|
| | <u>ACH VOID DOWNLOAD</u> | <u>DISCOUNT DESCRIPTION</u> | | <u>DISC AMT</u> | | <u>ADJUSTMENT DESCRIPTION</u> | <u>FY</u> | | <u>ADJ AMT</u> | <u>CHECK NBR</u> | | <u>INVOICE AMOUNT</u> |
| NUMBER OF INVOICES: 1 | | | | | | | | | | | | \$2,353.10 |
| PEST SOL000 | PEST SOLUTIONS INCORPORATED | 11573 | 000000000 | JUNEPP | TRUST | MCKINNEY VENTO PEST SERVICES | H | | 06/28/2023 | 06/28/2023 | R | \$95.00 |
| | | | | | | | 22-23 | | | 35054 | | \$95.00 |
| NUMBER OF INVOICES: 1 | | | | | | | | | | | | \$95.00 |
| PRINTFOR000 | PRINTFORCE, INC | 30390 | 1002300187 | JUNEPP | TRUST | RCES Printing Needs | H | | 06/16/2023 | 06/22/2023 | R | \$190.80 |
| | | | | | | | 22-23 | | | 35011 | | \$164.80 |
| PRINTFOR000 | PRINTFORCE, INC | 30424 | 000000000 | JUNEPP | TRUST | DISTRICT OFFICE ENVELOPES | H | | 06/22/2023 | 06/22/2023 | R | \$75.40 |
| | | | | | | | 22-23 | | | 35011 | | \$75.40 |
| PRINTFOR000 | PRINTFORCE, INC | 30462 | 000000000 | JUNEPP | TRUST | FOODSERVICE ENVELOPES | H | | 06/29/2023 | 06/29/2023 | R | \$85.10 |
| | | | | | | | 22-23 | | | 35070 | | \$85.10 |
| NUMBER OF INVOICES: 3 | | | | | | | | | | | | \$351.30 |
| RACKLIN 000 | RACKLIN PAINT & | 270-52779 | 000000000 | JUNEPP | TRUST | SUMMER MAINTENANCE | H | | 06/05/2023 | 06/15/2023 | R | \$66.49 |
| | | | | | | | 22-23 | | | 34953 | | \$66.49 |
| RACKLIN 000 | RACKLIN PAINT & | 270-52813 | 000000000 | JUNEPP | TRUST | Supplies for the school year 2022-2023 | H | | 06/13/2023 | 06/13/2023 | R | \$31.34 |
| | | | | | | | 22-23 | | | 34953 | | \$31.34 |
| NUMBER OF INVOICES: 2 | | | | | | | | | | | | \$97.83 |
| RCCU #1 000 | RCCU #1 | 033123 | 000000000 | JUNEPP | TRUST | prek transportation | H | | 03/31/2023 | 06/21/2023 | R | \$16,243.20 |
| | | | | | | | 22-23 | | | 34997 | | \$16,243.20 |
| RCCU #1 000 | RCCU #1 | 052122 | 000000000 | JUNEPP | TRUST | prek transportation | H | | 12/21/2022 | 06/21/2023 | R | \$8,182.08 |
| | | | | | | | 22-23 | | | 34997 | | \$8,182.08 |
| RCCU #1 000 | RCCU #1 | 062623 | 000000000 | JUNEPP | TRUST | 21ST CENTURY TRANSPORTATION | H | | 06/26/2023 | 06/27/2023 | R | \$1,077.12 |
| | | | | | | | 22-23 | | | 35041 | | \$1,077.12 |

| VEN-KEY | VENDOR NAME | INVOICE # | PO NUMBER | BATCH | BANK | DESCRIPTION | LQ | S | INV DATE | DUE DATE | C | NET AMOUNT |
|------------------------------|------------------|-----------------------------|------------|--------|-------|-----------------------------------|-----------|---|----------------|------------------|---|-----------------------|
| <u>ACH VOID DOWNLOAD</u> | | <u>DISCOUNT DESCRIPTION</u> | | | | <u>ADJUSTMENT DESCRIPTION</u> | <u>FY</u> | | <u>ADJ AMT</u> | <u>CHECK NBR</u> | | <u>INVOICE AMOUNT</u> |
| RCCU #1 000 | RCCU #1 | 062923 | 0000000000 | JUNEPP | TRUST | LUNCH MONEY | H | | 06/29/2023 | 06/29/2023 | R | \$29,791.52 |
| | | | | | | | 22-23 | | | 35055 | | \$29,791.52 |
| RCCU #1 000 | RCCU #1 | 122122 | 0000000000 | JUNEPP | TRUST | prek transportation | H | | 12/21/2022 | 06/21/2023 | R | \$1,235.52 |
| | | | | | | | 22-23 | | | 34997 | | \$1,235.52 |
| RCCU #1 000 | RCCU #1 | B-3 TRANS COSTS | 5502300105 | JUNEPP | TRUST | Prev Initiative Purchased Service | H | | 06/01/2023 | 06/05/2023 | R | \$340.66 |
| | | | | | | | 22-23 | | | 34902 | | \$340.66 |
| NUMBER OF INVOICES: 6 | | | | | | | | | | | | \$56,870.10 |
| RCHS - R000 | RCHS - REVOLVING | 053123 | 0000000000 | JUNEPP | TRUST | MAY REIMBURSEMENT | H | | 05/31/2023 | 06/28/2023 | R | \$3,862.50 |
| | | | | | | | 22-23 | | | 35056 | | \$3,862.50 |
| RCHS - R000 | RCHS - REVOLVING | 063023 | 0000000000 | JUNEPP | TRUST | JUNE REIMBURSEMENT | H | | 06/30/2023 | 06/28/2023 | R | \$500.00 |
| | | | | | | | 22-23 | | | 35056 | | \$500.00 |
| NUMBER OF INVOICES: 2 | | | | | | | | | | | | \$4,362.50 |
| READ'S I000 | READ'S INC. | 30302 | 0000000000 | JUNEPP | TRUST | MS KITCHEN FREEZER | H | | 06/12/2023 | 06/14/2023 | R | \$1,401.41 |
| | | | | | | | 22-23 | | | 34954 | | \$1,401.41 |
| NUMBER OF INVOICES: 1 | | | | | | | | | | | | \$1,401.41 |
| REVTRAK,000 | REVTRAK, INC | 053123 | 9002300022 | JUNEPP | TRUST | FEES | H | | 05/31/2023 | 06/05/2023 | W | \$215.49 |
| | | | | | | | 22-23 | | | 202200299 | | \$215.49 |
| NUMBER OF INVOICES: 1 | | | | | | | | | | | | \$215.49 |
| ROYAL WH000 | ROYAL WHOLESALE | 157943 | 0000000000 | JUNEPP | TRUST | CLEANER | H | | 06/14/2023 | 06/26/2023 | R | \$191.08 |
| | | | | | | | 22-23 | | | 35042 | | \$191.08 |
| NUMBER OF INVOICES: 1 | | | | | | | | | | | | \$191.08 |
| SCALE FR000 | SCALE FREE | 5007 SFS | 0000000000 | JUNEPP | TRUST | MIDDLE SCHOOL | H | | 06/01/2023 | 06/12/2023 | R | \$610.00 |

| <u>VEN-KEY</u> | <u>VENDOR NAME</u> | <u>INVOICE #</u> | <u>PO NUMBER</u> | <u>BATCH</u> | <u>BANK</u> | <u>DESCRIPTION</u> | <u>LQ</u> | <u>S</u> | <u>INV DATE</u> | <u>DUE DATE</u> | <u>C</u> | <u>NET AMOUNT</u> |
|----------------|---------------------------------|-----------------------------|------------------|-----------------|-------------|--|-----------|------------|-----------------|------------------|----------|-----------------------|
| | <u>ACH VOID DOWNLOAD</u> | <u>DISCOUNT DESCRIPTION</u> | | <u>DISC AMT</u> | | <u>ADJUSTMENT DESCRIPTION</u> | <u>FY</u> | | <u>ADJ AMT</u> | <u>CHECK NBR</u> | | <u>INVOICE AMOUNT</u> |
| SCALE FR000 | SCALE FREE | 5007 SFS | | | | *****CONTINUED***** | | | | | | |
| | | | | | | | 22-23 | | | 34946 | | \$610.00 |
| | | | | | | NUMBER OF INVOICES: 1 | | | | | | \$610.00 |
| SCHMICAR001 | SCHMIDT, CARA | 053123 | 0000000000 | JUNEPP | TRUST | MAY 2023 MILEAGE | H | 05/31/2023 | 06/12/2023 | R | | \$522.50 |
| | | | | | | | 22-23 | | | 34947 | | \$522.50 |
| | | | | | | NUMBER OF INVOICES: 1 | | | | | | \$522.50 |
| SCHOOL L000 | SCHOOL LIBRARY JOURNAL | 4971205-1 | 1002300448 | JUNEPP | TRUST | School Library Journal Renewal Michelle Simpson | H | 06/01/2023 | 06/27/2023 | R | | \$119.99 |
| | | | | | | | 22-23 | | | 35043 | | \$119.99 |
| | | | | | | NUMBER OF INVOICES: 1 | | | | | | \$119.99 |
| SEALSMAR000 | SEALS, MARLA | 021523 | 0000000000 | JUNEPP | TRUST | MEDICAL REIMBURSEMENT | H | 02/15/2023 | 06/26/2023 | R | | \$20.00 |
| | | | | | | | 22-23 | | | 35044 | | \$20.00 |
| | | | | | | NUMBER OF INVOICES: 1 | | | | | | \$20.00 |
| SOUTH EA000 | SOUTH EASTERN SPECIAL EDUCATION | 061423 | 6002300099 | JUNEPP | TRUST | UKERU training June 13 & 14 for Kerrie Weidner and Rickie Steber | H | 06/14/2023 | 06/15/2023 | R | | \$600.00 |
| | | | | | | | 22-23 | | | 34955 | | \$600.00 |
| | | | | | | NUMBER OF INVOICES: 1 | | | | | | \$600.00 |
| SPILLSCO000 | SPILLMAN, SCOTT | 053123 | 9002300026 | JUNEPP | TRUST | MAY 2023 MILEAGE | H | 05/31/2023 | 06/12/2023 | R | | \$656.25 |
| | | | | | | | 22-23 | | | 34948 | | \$656.25 |
| | | | | | | NUMBER OF INVOICES: 1 | | | | | | \$656.25 |
| STANLEY'000 | STANLEY'S MOWER | 061523 | 0000000000 | JUNEPP | TRUST | SUPPLIES | H | 06/15/2023 | 06/20/2023 | R | | \$51.97 |
| | | | | | | | 22-23 | | | 34990 | | \$51.97 |

| <u>VEN-KEY</u> | <u>VENDOR NAME</u> | <u>INVOICE #</u> | <u>PO NUMBER</u> | <u>BATCH</u> | <u>BANK</u> | <u>DESCRIPTION</u> | <u>LQ</u> | <u>S</u> | <u>INV DATE</u> | <u>DUE DATE</u> | <u>C</u> | <u>NET AMOUNT</u> |
|--------------------------|--------------------|-----------------------------|------------------|-----------------|-------------|---|-----------|------------|-----------------|------------------|----------|-----------------------|
| <u>ACH VOID DOWNLOAD</u> | | <u>DISCOUNT DESCRIPTION</u> | | <u>DISC AMT</u> | | <u>ADJUSTMENT DESCRIPTION</u> | <u>FY</u> | | <u>ADJ AMT</u> | <u>CHECK NBR</u> | | <u>INVOICE AMOUNT</u> |
| | | | | | | NUMBER OF INVOICES: 1 | | | | | | \$51.97 |
| STEELHAS000 | STEELE, HASSAN | 062023 | 0000000000 | JUNEPP | TRUST | FUEL REIMBURSEMENT | H | 06/20/2023 | 06/21/2023 | R | | \$60.01 |
| | | | | | | | 22-23 | | | 34998 | | \$60.01 |
| | | | | | | NUMBER OF INVOICES: 1 | | | | | | \$60.01 |
| TERMINIX001 | TERMINIX | 434581819 | 0000000000 | JUNEPP | TRUST | HS RODENT 19363700748 | H | 06/14/2023 | 06/28/2023 | R | | \$23.40 |
| | | | | | | | 22-23 | | | 35057 | | \$67.40 |
| | | | | | | NUMBER OF INVOICES: 1 | | | | | | \$23.40 |
| TRAVICHR000 | TRAVIS, CHRISTY | 061523 | 4002300005 | JUNEPP | TRUST | RULER AND WALMART REIMBURSEMENT | H | 06/12/2023 | 06/15/2023 | R | | \$102.14 |
| | | | | | | | 22-23 | | | 34979 | | \$102.14 |
| | | | | | | NUMBER OF INVOICES: 1 | | | | | | \$102.14 |
| USPS / N000 | USPS / NEOPOST | 238672 | 0000000000 | JUNEPP | TRUST | Superintendent and Sp Ed Postage 238672 | H | 06/12/2023 | 06/12/2023 | R | | \$7,500.00 |
| | | | | | | | 22-23 | | | 34937 | | \$7,500.00 |
| | | | | | | NUMBER OF INVOICES: 1 | | | | | | \$7,500.00 |
| VANDYJAM000 | VANDYKE, JAMIE | 061523 | 3002300152 | JUNEPP | TRUST | MCDONALDS 061523 | H | 06/15/2023 | 06/28/2023 | R | | \$10.84 |
| | | | | | | | 22-23 | | | 35045 | | \$10.84 |
| | | | | | | NUMBER OF INVOICES: 1 | | | | | | \$10.84 |
| VERIZONW000 | VERIZONWIRELESS | 9937326378 | 9002300027 | JUNEPP | TRUST | CELL PHONE CHARGES | H | 06/15/2023 | 06/28/2023 | R | | \$681.19 |
| | | | | | | | 22-23 | | | 35058 | | \$681.19 |
| | | | | | | NUMBER OF INVOICES: 1 | | | | | | \$681.19 |
| VERNIER 000 | VERNIER | 2475591 - 001 | 3002300462 | JUNEPP | TRUST | Incentive Funding Grant Supplies - Kidwind Advanced | H | 06/30/2023 | 06/26/2023 | R | | \$2,168.55 |

| VEN-KEY | VENDOR NAME | INVOICE # | PO NUMBER | BATCH | BANK | DESCRIPTION | LQ S | INV DATE | DUE DATE | C | NET AMOUNT |
|-------------|-------------------|----------------------|------------|----------------|----------------------------|--|-------|------------|------------|---|-------------------|
| | ACH VOID DOWNLOAD | DISCOUNT DESCRIPTION | | DISC AMT | | ADJUSTMENT DESCRIPTION | FY | ADJ AMT | CHECK NBR | | INVOICE AMOUNT |
| VERNIER 000 | VERNIER | 2475591 - 001 | | | | *****CONTINUED***** Wind Exper Kit / Grad Cylinder / Rotary Motion Sensor / Variable Load / Small Water Pump | | | | | |
| | | | | | | | 22-23 | | 35046 | | \$2,168.55 |
| | | | | | | NUMBER OF INVOICES: 1 | | | | | \$2,168.55 |
| | | | | | | | | | | | 68 |
| VISA 000 | VISA | 10 | 0000000000 | JUNEVISA TRUST | CC K HARTING N VANBLARICUM | WALMART MCV | H | 05/09/2023 | 06/15/2023 | R | \$147.37 |
| | | | | | | | 22-23 | | 34985 | | \$147.37 |
| VISA 000 | VISA | 10 | 3002300152 | JUNEVISA TRUST | CC H KINKADE MCDONALDS | | H | 06/13/2023 | 06/22/2023 | R | \$12.16 |
| | | | | | | | 22-23 | | 35001 | | \$12.16 |
| VISA 000 | VISA | 10 | 5002300095 | JUNEVISA TRUST | CC M HAHN SOUTHWEST | | H | 06/05/2023 | 06/22/2023 | R | \$943.96 |
| | | | | | | | 22-23 | | 35002 | | \$943.96 |
| VISA 000 | VISA | 10 | 1002300531 | JUNEVISA TRUST | CC K HARTING MTJ MARCHE | Legacy Shirts | H | 06/20/2023 | 06/22/2023 | R | \$70.00 |
| | | | | | | | 22-23 | | 35003 | | \$70.00 |
| VISA 000 | VISA | 10 | 5502300091 | JUNEVISA TRUST | CC J TEDFORD WALMART | | H | 06/08/2023 | 06/22/2023 | R | \$35.34 |
| | | | | | | | 22-23 | | 35004 | | \$35.34 |
| VISA 000 | VISA | 10 | 3002300464 | JUNEVISA TRUST | CC D HOUCHIN IPA DUES | | H | 06/16/2023 | 06/22/2023 | R | \$419.00 |
| | | | | | | | 22-23 | | 35005 | | \$419.00 |
| VISA 000 | VISA | 10 | 3002300461 | JUNEVISA TRUST | CC R RUSK IPA DUES | | H | 06/04/2023 | 06/22/2023 | R | \$419.00 |
| | | | | | | | 22-23 | | 35006 | | \$419.00 |
| VISA 000 | VISA | 10 | 0000000000 | JUNEVISA TRUST | CC R RUSK A RUSK HILTON | | H | 06/21/2023 | 06/26/2023 | R | \$136.53 |
| | | | | | | | 22-23 | | 35019 | | \$136.53 |

| <u>VEN-KEY</u> | <u>VENDOR NAME</u> | <u>INVOICE #</u> | <u>PO NUMBER</u> | <u>BATCH</u> | <u>BANK</u> | <u>DESCRIPTION</u> | <u>LQ</u> | <u>S</u> | <u>INV DATE</u> | <u>DUE DATE</u> | <u>C</u> | <u>NET AMOUNT</u> |
|----------------|--------------------------|-----------------------------|------------------|-----------------|-------------|--|-----------|------------|-----------------|------------------|----------|-----------------------|
| | <u>ACH VOID DOWNLOAD</u> | <u>DISCOUNT DESCRIPTION</u> | | <u>DISC AMT</u> | | <u>ADJUSTMENT DESCRIPTION</u> | <u>FY</u> | | <u>ADJ AMT</u> | <u>CHECK NBR</u> | | <u>INVOICE AMOUNT</u> |
| VISA | 000 VISA | 10 | 0000000000 | JUNEVISA | TRUST | M STEBER PENTAIR AG INCENTIVE GRANT | H | 06/23/2023 | 06/27/2023 | R | | \$465.75 |
| | | | | | | | 22-23 | | | 35020 | | \$465.75 |
| VISA | 000 VISA | 10 | 3002300466 | JUNEVISA | TRUST | CC D HOUCHIN MCDONALDS Meal for picking up high school travel students from Indianapolis airport. | H | 06/22/2023 | 06/27/2023 | R | | \$6.43 |
| | | | | | | | 22-23 | | | 35022 | | 69 43 |
| VISA | 000 VISA | 10 | 3002300152 | JUNEVISA | TRUST | CC H KINKADE SHERATON LISLE | H | 06/23/2023 | 06/27/2023 | R | | \$409.59 |
| | | | | | | | 22-23 | | | 35023 | | \$409.59 |
| VISA | 000 VISA | 10 | 3002300152 | JUNEVISA | TRUST | CC J VANDYKE JIMMY JOHNS | H | 06/20/2023 | 06/27/2023 | R | | \$13.46 |
| | | | | | | | 22-23 | | | 35024 | | \$13.46 |
| VISA | 000 VISA | 10 | 3002300152 | JUNEVISA | TRUST | CC H KINKADE LOU MALNATIS | H | 06/19/2023 | 06/27/2023 | R | | \$72.60 |
| | | | | | | | 22-23 | | | 35025 | | \$72.60 |
| VISA | 000 VISA | 10 | 0000000000 | JUNEVISA | TRUST | CC C SIMPSON M SIMPSONS ANDERSONS | H | 06/20/2023 | 06/27/2023 | R | | \$194.29 |
| | | | | | | | 22-23 | | | 35026 | | \$194.29 |
| VISA | 000 VISA | 10 | 3002300152 | JUNEVISA | TRUST | CC M STEBER MOBIL | H | 06/21/2023 | 06/28/2023 | R | | \$104.40 |
| | | | | | | | 22-23 | | | 35027 | | \$104.40 |
| VISA | 000 VISA | 11 | 0000000000 | JUNEVISA | TRUST | CC T RODGERS A JULIAN WALMART 053023 | H | 05/30/2023 | 06/15/2023 | R | | \$476.00 |
| | | | | | | | 22-23 | | | 34985 | | \$476.00 |
| VISA | 000 VISA | 11 | 3002300152 | JUNEVISA | TRUST | CC H KINKADE MCDONALDS | H | 06/14/2023 | 06/22/2023 | R | | \$10.08 |
| | | | | | | | 22-23 | | | 35001 | | \$10.08 |
| VISA | 000 VISA | 11 | 5002300097 | JUNEVISA | TRUST | CC M HAHN FIRST BOOK | H | 06/14/2023 | 06/22/2023 | R | | \$693.00 |
| | | | | | | | 22-23 | | | 35002 | | \$693.00 |

| VEN-KEY | VENDOR NAME | INVOICE # | PO NUMBER | BATCH | BANK | DESCRIPTION | LQ | S | INV DATE | DUE DATE | C | NET AMOUNT |
|---------|-------------------|----------------------|------------|----------|-------|-----------------------------|-------|------------|------------|-----------|---|----------------|
| | ACH VOID DOWNLOAD | DISCOUNT DESCRIPTION | | DISC AMT | | ADJUSTMENT DESCRIPTION | FY | | ADJ AMT | CHECK NBR | | INVOICE AMOUNT |
| VISA | 000 VISA | 11 | 0000000000 | JUNEVISA | TRUST | CC R RUSK A RUSK CIRCLE K | H | 06/21/2023 | 06/26/2023 | R | | \$33.00 |
| | | | | | | | 22-23 | | | 35019 | | \$33.00 |
| VISA | 000 VISA | 11 | 3002300152 | JUNEVISA | TRUST | CC J VANDYEK CHICK FIL A | H | 06/21/2023 | 06/27/2023 | R | | \$16.01 |
| | | | | | | | 22-23 | | | 35024 | | \$16.01 |
| VISA | 000 VISA | 11 | 3002300152 | JUNEVISA | TRUST | CC M STEBER MCDONALDS | H | 06/21/2023 | 06/28/2023 | R | | \$10.51 |
| | | | | | | | 22-23 | | | 35027 | | \$10.51 |
| VISA | 000 VISA | 12 | 0000000000 | JUNEVISA | TRUST | CC T RODGERS SCIENCE | H | 05/22/2023 | 06/15/2023 | R | | \$585.00 |
| | | | | | | TEACHING ASSOC SUBSCRIPTION | 22-23 | | | 34985 | | \$585.00 |
| VISA | 000 VISA | 12 | 3002300152 | JUNEVISA | TRUST | CC H KINKADE THE FEED STORE | H | 06/15/2023 | 06/22/2023 | R | | \$19.81 |
| | | | | | | | 22-23 | | | 35001 | | \$19.81 |
| VISA | 000 VISA | 12 | 3002300152 | JUNEVISA | TRUST | CC J VANDYKE JIMMY JOHNS | H | 06/13/2023 | 06/27/2023 | R | | \$14.74 |
| | | | | | | | 22-23 | | | 35024 | | \$14.74 |
| VISA | 000 VISA | 12 | 3002300152 | JUNEVISA | TRUST | CC M STEBER CHICK FIL A | H | 06/21/2023 | 06/28/2023 | R | | \$34.73 |
| | | | | | | | 22-23 | | | 35027 | | \$34.73 |
| VISA | 000 VISA | 13 | 3002300066 | JUNEVISA | TRUST | CC T RODGERS WALMART | H | 05/15/2023 | 06/15/2023 | R | | \$84.17 |
| | | | | | | | 22-23 | | | 34985 | | \$84.17 |
| VISA | 000 VISA | 13 | 3002300152 | JUNEVISA | TRUST | CC H KINKADE JIMMY JOHNS | H | 06/13/2023 | 06/22/2023 | R | | \$22.42 |
| | | | | | | | 22-23 | | | 35001 | | \$22.42 |
| VISA | 000 VISA | 13 | 3002300152 | JUNEVISA | TRUST | CC J VANDYKE MCDONALDS | H | 06/13/2023 | 06/27/2023 | R | | \$12.82 |
| | | | | | | | 22-23 | | | 35024 | | \$12.82 |
| VISA | 000 VISA | 13 | 3002300152 | JUNEVISA | TRUST | CC M STBER JIMMY JOHNS | H | 06/20/2023 | 06/28/2023 | R | | \$12.60 |
| | | | | | | | 22-23 | | | 35027 | | \$12.60 |
| VISA | 000 VISA | 14 | 3002300429 | JUNEVISA | TRUST | CC T RODGERS L BILLINGTON | H | 05/03/2023 | 06/15/2023 | R | | \$479.15 |
| | | | | | | WALMART | | | | | | |

70

| VEN-KEY | VENDOR NAME | INVOICE # | PO NUMBER | BATCH | BANK | DESCRIPTION | LQ | S | INV DATE | DUE DATE | C | NET AMOUNT |
|---------|-------------------|----------------------|------------|----------|-------|-----------------------------|-------|------------|------------|-----------|---|----------------|
| | ACH VOID DOWNLOAD | DISCOUNT DESCRIPTION | | DISC AMT | | ADJUSTMENT DESCRIPTION | FY | | ADJ AMT | CHECK NBR | | INVOICE AMOUNT |
| VISA | 000 VISA | 14 | | | | *****CONTINUED***** | | | | | | |
| | | | | | | | 22-23 | | | 34985 | | \$479.15 |
| VISA | 000 VISA | 14 | 3002300152 | JUNEVISA | TRUST | CC J VANDYKE THE FEED STORE | H | 06/15/2023 | 06/27/2023 | R | | \$29.63 |
| | | | | | | | 22-23 | | | 35024 | | \$29.63 |
| VISA | 000 VISA | 14 | 3002300152 | JUNEVISA | TRUST | CC M STEBER SHERATON | H | 06/20/2023 | 06/28/2023 | R | | \$273.06 |
| | | | | | | | 22-23 | | | 35027 | | \$273.06 |
| VISA | 000 VISA | 15 | 3002300429 | JUNEVISA | TRUST | CC T RODGERS L BILLINGTON | H | 05/17/2023 | 06/15/2023 | R | | \$308.65 |
| | | | | | | WALMART | | | | | | 71 |
| | | | | | | | 22-23 | | | 34985 | | \$308.65 |
| VISA | 000 VISA | 15 | 3002300152 | JUNEVISA | TRUST | CC J VANDYKE MCDONALDS | H | 06/14/2023 | 06/27/2023 | R | | \$10.84 |
| | | | | | | | 22-23 | | | 35024 | | \$10.84 |
| VISA | 000 VISA | 16 | 3002300429 | JUNEVISA | TRUST | CC T RODGERS L BILLINGTON | H | 05/16/2023 | 06/15/2023 | R | | \$321.32 |
| | | | | | | WALMART | | | | | | |
| | | | | | | | 22-23 | | | 34985 | | \$321.32 |
| VISA | 000 VISA | 17 | 3002300355 | JUNEVISA | TRUST | CC R RUSK SCIENCE WALMART | H | 05/12/2023 | 06/15/2023 | R | | \$94.87 |
| | | | | | | | 22-23 | | | 34985 | | \$94.87 |
| VISA | 000 VISA | 18 | 0000000000 | JUNEVISA | TRUST | CC C GRAVES A AHMAD COVOC | H | 05/24/2023 | 06/15/2023 | R | | \$403.25 |
| | | | | | | | 22-23 | | | 34985 | | \$403.25 |
| VISA | 000 VISA | 19 | 0000000000 | JUNEVISA | TRUST | CC C GRAVES A AHMAD CROWN | H | 05/24/2023 | 06/15/2023 | R | | \$172.63 |
| | | | | | | | 22-23 | | | 34985 | | \$172.63 |
| VISA | 000 VISA | 20 | 9002300096 | JUNEVISA | TRUST | CC C GRAVES J MILLS FLAG & | H | 05/26/2023 | 06/15/2023 | R | | \$281.60 |
| | | | | | | EMBLEM | | | | | | |
| | | | | | | | 22-23 | | | 34985 | | \$281.60 |
| VISA | 000 VISA | 21 | 3002300427 | JUNEVISA | TRUST | CC C GRAVES P WEST HEAT | H | 05/03/2023 | 06/15/2023 | R | | \$410.00 |
| | | | | | | TRANSFER WAREHOUSE | | | | | | |
| | | | | | | | 22-23 | | | 34985 | | \$410.00 |

| <u>VEN-KEY</u> | <u>VENDOR NAME</u> | <u>INVOICE #</u> | <u>PO NUMBER</u> | <u>BATCH</u> | <u>BANK</u> | <u>DESCRIPTION</u> | <u>LQ</u> | <u>S</u> | <u>INV DATE</u> | <u>DUE DATE</u> | <u>C</u> | <u>NET AMOUNT</u> |
|----------------|--------------------------|-----------------------------|------------------|-----------------|-------------|---|-----------|------------|-----------------|------------------|----------|-----------------------|
| | <u>ACH VOID DOWNLOAD</u> | <u>DISCOUNT DESCRIPTION</u> | | <u>DISC AMT</u> | | <u>ADJUSTMENT DESCRIPTION</u> | <u>FY</u> | | <u>ADJ AMT</u> | <u>CHECK NBR</u> | | <u>INVOICE AMOUNT</u> |
| VISA | 000 VISA | 22 | 0000000000 | JUNEVISA | TRUST | CC C GRAVES A AHMAD STATE SUPPLY | H | 05/23/2023 | 06/15/2023 | R | | \$104.10 |
| | | | | | | | 22-23 | | | 34985 | | \$104.10 |
| VISA | 000 VISA | 23 | 3002300435 | JUNEVISA | TRUST | CC C GRAVES L BILLINGTON TPT | H | 05/08/2023 | 06/15/2023 | R | | \$82.70 |
| | | | | | | | 22-23 | | | 34985 | | \$82.70 |
| VISA | 000 VISA | 24 | 1002300506 | JUNEVISA | TRUST | CC C SIMPSON M SIMPSON BARNES & NOBLE | H | 05/03/2023 | 06/15/2023 | R | | \$255.32 |
| | | | | | | | 22-23 | | | 34985 | | 72 \$255.32 |
| VISA | 000 VISA | 25 | 0000000000 | JUNEVISA | TRUST | CC C SIMPSON KELLER CONVENTION CENTER BUFFET | H | 05/23/2023 | 06/15/2023 | R | | \$20.66 |
| | | | | | | | 22-23 | | | 34985 | | \$20.66 |
| VISA | 000 VISA | 26 | 0000000000 | JUNEVISA | TRUST | CC C SIMPSON M SIMPSON ALA | H | 05/16/2023 | 06/15/2023 | R | | \$100.00 |
| | | | | | | | 22-23 | | | 34985 | | \$100.00 |
| VISA | 000 VISA | 27 | 5002300087 | JUNEVISA | TRUST | CC C EDWARDS M HAHN FIRSTBOOK | H | 05/02/2023 | 06/15/2023 | R | | \$151.20 |
| | | | | | | | 22-23 | | | 34985 | | \$151.20 |
| VISA | 000 VISA | 28 | 5002300091 | JUNEVISA | TRUST | CC C EDWARDS M HAHN FIRST BOOK 050523 | H | 05/05/2023 | 06/15/2023 | R | | \$47.15 |
| | | | | | | | 22-23 | | | 34985 | | \$47.15 |
| VISA | 000 VISA | 29 | 1002300524 | JUNEVISA | TRUST | CC C EDWARDS M HAHN TPT | H | 05/22/2023 | 06/15/2023 | R | | \$32.16 |
| | | | | | | | 22-23 | | | 34985 | | \$32.16 |
| VISA | 000 VISA | 30 | 1002300511 | JUNEVISA | TRUST | CC C EDWARDS TJ MARCHE | H | 05/10/2023 | 06/15/2023 | R | | \$3,055.00 |
| | | | | | | | 22-23 | | | 34985 | | \$3,055.00 |
| VISA | 000 VISA | 31 | 0000000000 | JUNEVISA | TRUST | CC C EDWARDS IPA DUES | H | 05/18/2023 | 06/15/2023 | R | | \$688.00 |
| | | | | | | | 22-23 | | | 34985 | | \$688.00 |

| VEN-KEY | VENDOR NAME | INVOICE # | PO NUMBER | BATCH | BANK | DESCRIPTION | LQ | S | INV DATE | DUE DATE | C | NET AMOUNT |
|---------|--------------------------|-----------------------------|------------|----------|-------|--|-------|---|----------------|------------------|---|-----------------------|
| | <u>ACH VOID DOWNLOAD</u> | <u>DISCOUNT DESCRIPTION</u> | | | | <u>ADJUSTMENT DESCRIPTION</u> | FY | | <u>ADJ AMT</u> | <u>CHECK NBR</u> | | <u>INVOICE AMOUNT</u> |
| VISA | 000 VISA | 32 | 0000000000 | JUNEVISA | TRUST | CC M HAHN HV'S | H | | 05/25/2023 | 06/15/2023 | R | \$223.43 |
| | | | | | | | 22-23 | | | 34985 | | \$223.43 |
| VISA | 000 VISA | 33 | 5002300093 | JUNEVISA | TRUST | CC M HAHN MCALISTERS Professional Learning Workshop Know Your Why - Meals for Participants (C. Edwards, M. Hahn, K. Rodgers, and R. Rusk) | H | | 05/23/2023 | 06/15/2023 | R | \$62.90 |
| | | | | | | | 22-23 | | | 34985 | | 73 \$62.90 |
| VISA | 000 VISA | 34 | 1002300519 | JUNEVISA | TRUST | CC M HAHN SHUTTERFLY Suzanne Michels Memorial Canvas Print - MH CC | H | | 05/23/2023 | 06/15/2023 | R | \$106.02 |
| | | | | | | | 22-23 | | | 34985 | | \$106.02 |
| VISA | 000 VISA | 35 | 1002300517 | JUNEVISA | TRUST | CC M HAHN PIZZAFAST | H | | 05/18/2023 | 06/15/2023 | R | \$73.47 |
| | | | | | | | 22-23 | | | 34985 | | \$73.47 |
| VISA | 000 VISA | 36 | 5002300092 | JUNEVISA | TRUST | CC M HAHN DAYLIGHT | H | | 05/15/2023 | 06/15/2023 | R | \$26.78 |
| | | | | | | | 22-23 | | | 34985 | | \$26.78 |
| VISA | 000 VISA | 37 | 1002300513 | JUNEVISA | TRUST | CC M HAHN DAYLIGHT DONUTS | H | | 05/12/2023 | 06/15/2023 | R | \$270.00 |
| | | | | | | | 22-23 | | | 34985 | | \$270.00 |
| VISA | 000 VISA | 38 | 1002300505 | JUNEVISA | TRUST | CC M HAHN K HARTING WALMART | H | | 05/02/2023 | 06/15/2023 | R | \$28.64 |
| | | | | | | | 22-23 | | | 34985 | | \$28.64 |
| VISA | 000 VISA | 39 | 2002300231 | JUNEVISA | TRUST | CC M KLINGLER APPLEBEES Lunch for State Track Meet Participants | H | | 05/13/2023 | 06/15/2023 | R | \$110.00 |
| | | | | | | | 22-23 | | | 34985 | | \$110.00 |
| VISA | 000 VISA | 40 | 0000000000 | JUNEVISA | TRUST | CC M KLINGLER IPA DUES | H | | 05/09/2023 | 06/15/2023 | R | \$333.17 |
| | | | | | | | 22-23 | | | 34985 | | \$333.17 |

| <u>VEN-KEY</u> | <u>VENDOR NAME</u> | <u>INVOICE #</u> | <u>PO NUMBER</u> | <u>BATCH</u> | <u>BANK</u> | <u>DESCRIPTION</u> | <u>LQ S</u> | <u>INV DATE</u> | <u>DUE DATE</u> | <u>C</u> | <u>NET AMOUNT</u> |
|----------------|--------------------------|-----------------------------|------------------|-----------------|-------------|---|-------------|-----------------|------------------|----------|-----------------------|
| | <u>ACH VOID DOWNLOAD</u> | <u>DISCOUNT DESCRIPTION</u> | | <u>DISC AMT</u> | | <u>ADJUSTMENT DESCRIPTION</u> | <u>FY</u> | <u>ADJ AMT</u> | <u>CHECK NBR</u> | | <u>INVOICE AMOUNT</u> |
| VISA | 000 VISA | 41 | 0000000000 | JUNEVISA | TRUST | CC C LECRONE HV'S | H | 05/12/2023 | 06/15/2023 | R | \$95.65 |
| | | | | | | | 22-23 | | 34985 | | \$95.65 |
| VISA | 000 VISA | 42 | 2002300229 | JUNEVISA | TRUST | CC C LECRONE M HARNESS CLEMSON | H | 05/12/2023 | 06/15/2023 | R | \$2,827.92 |
| | | | | | | | 22-23 | | 34985 | | \$2,827.92 |
| VISA | 000 VISA | 43 | 0000000000 | JUNEVISA | TRUST | CC C LECRONE CHILI'S | H | 05/05/2023 | 06/15/2023 | R | \$18.22 |
| | | | | | | | 22-23 | | 34985 | | \$18.22 |
| VISA | 000 VISA | 44 | 0000000000 | JUNEVISA | TRUST | CC C LECRONE IASBO CONFERENCE EXPENSES | H | 05/05/2023 | 06/15/2023 | R | \$360.24 |
| | | | | | | | 22-23 | | 34985 | | \$360.24 |
| VISA | 000 VISA | 45 | 3002300234 | JUNEVISA | TRUST | CC J VANDYKE CRACKER BARRELL | H | 05/03/2023 | 06/15/2023 | R | \$85.01 |
| | | | | | | | 22-23 | | 34985 | | \$85.01 |
| VISA | 000 VISA | 46 | 3002300234 | JUNEVISA | TRUST | CC H KINKADE MCDONALDS | H | 05/04/2023 | 06/15/2023 | R | \$15.17 |
| | | | | | | | 22-23 | | 34985 | | \$15.17 |
| VISA | 000 VISA | 47 | 3002300451 | JUNEVISA | TRUST | InkTech toner ordered by R Roark | H | 05/04/2023 | 06/15/2023 | R | \$1,243.20 |
| | | | | | | | 22-23 | | 34985 | | \$1,243.20 |
| VISA | 000 VISA | 48 | 3002300349 | JUNEVISA | TRUST | Business Department Ink Cartridges for HP LaserJet Enterprise M607 and HP Color LaserJetCP2025 | H | 05/04/2023 | 06/15/2023 | R | \$240.00 |
| | | | | | | | 22-23 | | 34985 | | \$240.00 |
| VISA | 000 VISA | 49 | 0000000000 | JUNEVISA | TRUST | CC R ROARK INK TECH | H | 05/04/2023 | 06/15/2023 | R | \$611.00 |
| | | | | | | | 22-23 | | 34985 | | \$611.00 |
| VISA | 000 VISA | 50 | 9502300090 | JUNEVISA | TRUST | CC R ROARK SCRIBE | H | 05/08/2023 | 06/15/2023 | R | \$531.00 |
| | | | | | | | 22-23 | | 34985 | | \$531.00 |

| VEN-KEY | VENDOR NAME | INVOICE # | PO NUMBER | BATCH | BANK | DESCRIPTION | LQ | S | INV DATE | DUE DATE | C | NET AMOUNT |
|---------|-------------------|----------------------|------------|----------|-------|--|-------|------------|------------|-----------|---|--------------------|
| | ACH VOID DOWNLOAD | DISCOUNT DESCRIPTION | | DISC AMT | | ADJUSTMENT DESCRIPTION | FY | | ADJ AMT | CHECK NBR | | INVOICE AMOUNT |
| VISA | 000 VISA | 51 | 9502300036 | JUNEVISA | TRUST | CC R ROARK | H | 05/16/2023 | 06/15/2023 | R | | \$14.99 |
| | | | | | | | 22-23 | | | 34985 | | \$14.99 |
| VISA | 000 VISA | 52 | 0000000000 | JUNEVISA | TRUST | CC R ROARK WALMART | H | 05/31/2023 | 06/15/2023 | R | | \$151.14 |
| | | | | | | | 22-23 | | | 34985 | | \$151.14 |
| VISA | 000 VISA | 53 | 2002300195 | JUNEVISA | TRUST | CC M HARNESS M GRAVES WALMART | H | 05/10/2023 | 06/15/2023 | R | | \$46.35 |
| | | | | | | | 22-23 | | | 34985 | | \$75 35 |
| VISA | 000 VISA | 54 | 2002300204 | JUNEVISA | TRUST | CC M HARNESS K SHOEMAKER WALMART | H | 05/05/2023 | 06/15/2023 | R | | \$106.74 |
| | | | | | | | 22-23 | | | 34985 | | \$106.74 |
| VISA | 000 VISA | 55 | 2002300055 | JUNEVISA | TRUST | CC M HARNESS WALMART | H | 05/18/2023 | 06/15/2023 | R | | \$36.39 |
| | | | | | | | 22-23 | | | 34985 | | \$36.39 |
| VISA | 000 VISA | 56 | 3002300152 | JUNEVISA | TRUST | CC M STEBER BUSY CORNER TACO TIERRA MCDONALDS | H | 05/04/2023 | 06/15/2023 | R | | \$567.37 |
| | | | | | | | 22-23 | | | 34985 | | \$567.37 |
| VISA | 000 VISA | 57 | 0000000000 | JUNEVISA | TRUST | CC M STEBER BUSY JACK FLASH FUEL | H | 05/04/2023 | 06/15/2023 | R | | \$38.37 |
| | | | | | | | 22-23 | | | 34985 | | \$38.37 |
| VISA | 000 VISA | 58 | 5502300104 | JUNEVISA | TRUST | CC J TEDFORD WALMART | H | 05/18/2023 | 06/15/2023 | R | | \$148.88 |
| | | | | | | | 22-23 | | | 34985 | | \$148.88 |
| VISA | 000 VISA | 59 | 1002300512 | JUNEVISA | TRUST | CC K RODGERS Teacher Appreciation | H | 05/10/2023 | 06/15/2023 | R | | \$428.33 |
| | | | | | | | 22-23 | | | 34985 | | \$428.33 |
| VISA | 000 VISA | 60 | 0000000000 | JUNEVISA | TRUST | CC A WISNER WALMART | H | 05/11/2023 | 06/20/2023 | R | | \$34.72 |
| | | | | | | | 22-23 | | | 34985 | | \$34.72 |

| VEN-KEY | VENDOR NAME | INVOICE # | PO NUMBER | BATCH | BANK | DESCRIPTION | LQ | S | INV DATE | DUE DATE | C | NET AMOUNT |
|---------|--------------------------|-----------------------------|------------|-----------------|-------|---|-----------|---|----------------|------------------|---|-----------------------|
| | <u>ACH VOID DOWNLOAD</u> | <u>DISCOUNT DESCRIPTION</u> | | <u>DISC AMT</u> | | <u>ADJUSTMENT DESCRIPTION</u> | <u>FY</u> | | <u>ADJ AMT</u> | <u>CHECK NBR</u> | | <u>INVOICE AMOUNT</u> |
| VISA | 000 VISA | 61 | 0000000000 | JUNEVISA | TRUST | CC A WISNER WALMART | H | | 05/09/2023 | 06/20/2023 | R | \$17.20 |
| | | | | | | | 22-23 | | | 34985 | | \$17.20 |
| VISA | 000 VISA | 62 | 0000000000 | JUNEVISA | TRUST | CC A WISNER JOE'S | H | | 05/04/2023 | 06/20/2023 | R | \$52.00 |
| | | | | | | | 22-23 | | | 34985 | | \$52.00 |
| VISA | 000 VISA | 63 | 0000000000 | JUNEVISA | TRUST | CC A WISNER BOBE'S | H | | 05/10/2023 | 06/20/2023 | R | \$20.66 |
| | | | | | | | 22-23 | | | 34985 | | \$20.66 |
| VISA | 000 VISA | 64 | 0000000000 | JUNEVISA | TRUST | CC A WISNER RING CENTRAL | H | | 05/03/2023 | 06/20/2023 | R | \$43.42 |
| | | | | | | | 22-23 | | | 34985 | | \$43.42 |
| VISA | 000 VISA | 65 | 0000000000 | JUNEVISA | TRUST | CC A WISNER WALMART 050323 | H | | 05/03/2023 | 06/20/2023 | R | \$156.60 |
| | | | | | | | 22-23 | | | 34985 | | \$156.60 |
| VISA | 000 VISA | 66 | 3002300433 | JUNEVISA | TRUST | CC D HOUCIN THE HOLIDAY | H | | 05/02/2023 | 06/20/2023 | R | \$2,235.42 |
| | | | | | | | 22-23 | | | 34985 | | \$2,235.42 |
| VISA | 000 VISA | 67 | 3002300426 | JUNEVISA | TRUST | CC D HOUCIN WALMART | H | | 05/02/2023 | 06/20/2023 | R | \$83.14 |
| | | | | | | | 22-23 | | | 34985 | | \$83.14 |
| VISA | 000 VISA | 68 | 3002300430 | JUNEVISA | TRUST | CC D HOUCIN SUBWAY Meal for LIC track meet in Paris. | H | | 05/03/2023 | 06/20/2023 | R | \$19.29 |
| | | | | | | | 22-23 | | | 34985 | | \$19.29 |
| VISA | 000 VISA | 69 | 3002300436 | JUNEVISA | TRUST | CC D HOUCIN SUBWAY | H | | 05/08/2023 | 06/20/2023 | R | \$19.16 |
| | | | | | | | 22-23 | | | 34985 | | \$19.16 |
| VISA | 000 VISA | 70 | 3002300449 | JUNEVISA | TRUST | CC D HOUCIN GOPHER GRILL Meal for supervising Tennis sectionals at Effingham. | H | | 05/20/2023 | 06/20/2023 | R | \$22.34 |
| | | | | | | | 22-23 | | | 34985 | | \$22.34 |
| VISA | 000 VISA | 71 | 3002300439 | JUNEVISA | TRUST | CC D HOUCIN MCDONALD'S Meal for driving the soccer team to Centralia. | H | | 05/10/2023 | 06/20/2023 | R | \$10.23 |

76

| VEN-KEY | VENDOR NAME | INVOICE # | PO NUMBER | BATCH | BANK | DESCRIPTION | LQ | S | INV DATE | DUE DATE | C | NET AMOUNT |
|-------------|-----------------------------|-----------------------------|------------|---------------------|--------------------------|-------------------------------|-----------|------------|----------------|------------------|---|-------------------------------|
| | <u>ACH VOID DOWNLOAD</u> | <u>DISCOUNT DESCRIPTION</u> | | | | <u>ADJUSTMENT DESCRIPTION</u> | <u>FY</u> | | <u>ADJ AMT</u> | <u>CHECK NBR</u> | | <u>INVOICE AMOUNT</u> |
| VISA | 000 VISA | 71 | | *****CONTINUED***** | | | | | | | | |
| | | | | | | | 22-23 | | | 34985 | | \$10.23 |
| VISA | 000 VISA | 72 | 3002300427 | JUNEVISA TRUST | CC D HOUCHIN P WEST | WALMART | H | 05/15/2023 | 06/20/2023 | R | | \$1,063.69 |
| | | | | | | | 22-23 | | | 34985 | | \$1,063.69 |
| VISA | 000 VISA | 73 | 3002300059 | JUNEVISA TRUST | CC D HOUCHIN | WALMART REFUND | H | 05/19/2023 | 06/20/2023 | R | | \$-7.50 |
| | | | | | | | 22-23 | | | 34985 | | \$-7.50 |
| | | | | | | | | | | | | 77 |
| VISA | 000 VISA | 74 | 3002300059 | JUNEVISA TRUST | CC D HOUCHIN P WEST | WALMART | H | 05/09/2023 | 06/20/2023 | R | | \$98.90 |
| | | | | | | | 22-23 | | | 34985 | | \$98.90 |
| VISA | 000 VISA | 75 | 3002300059 | JUNEVISA TRUST | CC D HOUCHIN P WEST | WALMART | H | 05/08/2023 | 06/20/2023 | R | | \$78.58 |
| | | | | | | | 22-23 | | | 34985 | | \$78.58 |
| VISA | 000 VISA | 76 | 3002300059 | JUNEVISA TRUST | CC D HOUCHIN P WEST | WALMART | H | 05/11/2023 | 06/20/2023 | R | | \$76.14 |
| | | | | | | | 22-23 | | | 34985 | | \$76.14 |
| | | | | | | | | | | | | NUMBER OF INVOICES: 95 |
| | | | | | | | | | | | | \$25,620.43 |
| VOSS LIG000 | VOSS LIGHTING | 18074319-00 | 0000000000 | JUNEPP TRUST | MS | | H | 05/31/2023 | 06/21/2023 | R | | \$790.80 |
| | | | | | | | 22-23 | | | 34999 | | \$790.80 |
| VOSS LIG000 | VOSS LIGHTING | 18074319-01 | 0000000000 | JUNEPP TRUST | MS | | H | 06/08/2023 | 06/21/2023 | R | | \$197.70 |
| | | | | | | | 22-23 | | | 34999 | | \$197.70 |
| VOSS LIG000 | VOSS LIGHTING | 18074386-00 | 0000000000 | JUNEPP TRUST | ES | | H | 06/09/2023 | 06/21/2023 | R | | \$657.00 |
| | | | | | | | 22-23 | | | 34999 | | \$657.00 |
| | | | | | | | | | | | | NUMBER OF INVOICES: 3 |
| | | | | | | | | | | | | \$1,645.50 |
| WABASH C003 | WABASH COMMUNICATIONS | 060123 | 9002300028 | JUNEPP TRUST | INTERNET SERVICE | | H | 06/01/2023 | 06/21/2023 | R | | \$4,810.00 |
| | | | | | | | 22-23 | | | 35000 | | \$4,810.00 |
| | | | | | | | | | | | | NUMBER OF INVOICES: 1 |
| | | | | | | | | | | | | \$4,810.00 |
| WABASH V004 | WABASH VALLEY SERVICE CO FS | 313017802 | 8002300005 | JUNEPP TRUST | Fuel for the school year | | H | 05/02/2023 | 06/06/2023 | R | | \$5,392.22 |

| <u>VEN-KEY</u> | <u>VENDOR NAME</u> | <u>INVOICE #</u> | <u>PO NUMBER</u> | <u>BATCH</u> | <u>BANK</u> | <u>DESCRIPTION</u> | <u>LQ S</u> | <u>INV DATE</u> | <u>DUE DATE</u> | <u>C</u> | <u>NET AMOUNT</u> |
|----------------|-----------------------------|-----------------------------|------------------|---------------------|-------------|---------------------------------------|-------------|-----------------|------------------|----------|-----------------------|
| | <u>ACH VOID DOWNLOAD</u> | <u>DISCOUNT DESCRIPTION</u> | | <u>DISC AMT</u> | | <u>ADJUSTMENT DESCRIPTION</u> | <u>FY</u> | <u>ADJ AMT</u> | <u>CHECK NBR</u> | | <u>INVOICE AMOUNT</u> |
| WABASH V004 | WABASH VALLEY SERVICE CO FS | 313017802 | | *****CONTINUED***** | | 2022-2023 | | | | | |
| | | | | | | | 22-23 | | 34906 | | \$5,392.22 |
| WABASH V004 | WABASH VALLEY SERVICE CO FS | 313017803 | 8002300005 | JUNEPP | TRUST | Fuel for the school year 2022-2023 | H | 05/02/2023 | 06/06/2023 | R | \$1,250.42 |
| | | | | | | | 22-23 | | 34906 | | \$1,250.42 |
| WABASH V004 | WABASH VALLEY SERVICE CO FS | 313017915 | 8002300005 | JUNEPP | TRUST | Fuel for the school year 2022-2023 | H | 05/09/2023 | 06/06/2023 | R | \$1,978.49 |
| | | | | | | | 22-23 | | 34906 | | \$1,979.49 |
| WABASH V004 | WABASH VALLEY SERVICE CO FS | 313017916 | 8002300005 | JUNEPP | TRUST | Fuel for the school year 2022-2023 | H | 05/09/2023 | 06/06/2023 | R | \$3,233.29 |
| | | | | | | | 22-23 | | 34906 | | \$3,233.29 |
| WABASH V004 | WABASH VALLEY SERVICE CO FS | 313017985 | 8002300005 | JUNEPP | TRUST | Fuel for the school year 2022-2023 | H | 05/16/2023 | 06/06/2023 | R | \$4,871.35 |
| | | | | | | | 22-23 | | 34906 | | \$4,871.35 |
| WABASH V004 | WABASH VALLEY SERVICE CO FS | 313017986 | 8002300005 | JUNEPP | TRUST | Fuel for the school year 2022-2023 | H | 05/16/2023 | 06/06/2023 | R | \$1,834.69 |
| | | | | | | | 22-23 | | 34906 | | \$1,834.69 |
| WABASH V004 | WABASH VALLEY SERVICE CO FS | 313018167 | 8002300005 | JUNEPP | TRUST | Fuel for the school year 2022-2023 | H | 05/31/2023 | 06/06/2023 | R | \$3,035.64 |
| | | | | | | | 22-23 | | 34906 | | \$3,035.64 |
| WABASH V004 | WABASH VALLEY SERVICE CO FS | 3130181861 | 8002300005 | JUNEPP | TRUST | Fuel for the school year 2022-2023 | H | 05/30/2023 | 06/06/2023 | R | \$1,865.87 |
| | | | | | | | 22-23 | | 34906 | | \$1,865.87 |
| WABASH V004 | WABASH VALLEY SERVICE CO FS | 315038370 | 0000000000 | JUNEPP | TRUST | LP REFILL | H | 05/19/2023 | 06/06/2023 | R | \$16.04 |
| | | | | | | | 22-23 | | 34906 | | \$16.04 |

| VEN-KEY | VENDOR NAME | INVOICE # | PO NUMBER | BATCH | BANK | DESCRIPTION | LQ | S | INV DATE | DUE DATE | C | NET AMOUNT |
|--|-----------------------------|-----------------------------|-------------|----------------------------|-------|---------------------------------------|-----------|---|-----------------------|-------------------|---------------------|-----------------------|
| <u>ACH VOID DOWNLOAD</u> | | <u>DISCOUNT DESCRIPTION</u> | | <u>DISC AMT</u> | | <u>ADJUSTMENT DESCRIPTION</u> | <u>FY</u> | | <u>ADJ AMT</u> | <u>CHECK NBR</u> | | <u>INVOICE AMOUNT</u> |
| WABASH V004 | WABASH VALLEY SERVICE CO FS | CREDIT 317017162 | 0000000000 | JUNEPP | TRUST | Fuel for the school year 2022-2023 | H | | 05/18/2023 | 06/06/2023 | R | \$-248.88 |
| | | | | | | | 22-23 | | | 34906 | | \$-248.88 |
| NUMBER OF INVOICES: 10 | | | | | | | | | | | \$23,230.13 | |
| WALDHROY000 | WALDHOFF, ROY | 060823 | 0000000000 | JUNEPP | TRUST | MILEAGE REIMBURSEMENT | H | | 06/08/2023 | 06/12/2023 | R | \$175.01 |
| | | | | | | | 22-23 | | | 34938 | | \$175.01 |
| NUMBER OF INVOICES: 1 | | | | | | | | | | | \$175.01 | |
| WRIGHCIA001 | WRIGHT, CIANNA | 062923 | 0000000000 | JUNEPP | TRUST | SUMMER SCHOOL | H | | 06/29/2023 | 06/26/2023 | R | \$351.00 |
| | | | | | | | 22-23 | | | 35047 | | \$351.00 |
| NUMBER OF INVOICES: 1 | | | | | | | | | | | \$351.00 | |
| TOTAL NUMBER OF HISTORY INVOICES: 327 | | | | | | | | | | | \$259,424.84 | |
| 326 COMPUTER CHECK INVOICES | | | | | | | | | | | \$259,209.35 | |
| 1 WIRE TRAN CHECK INVOICES | | | | | | | | | | | \$215.49 | |
| TOTAL INVOICES: 327 | | | | | | | | | | | \$259,424.84 | |
| BANK TOTALS: | | | BANK | BANK ACCOUNT # | | | | | INVOICE AMOUNT | NET AMOUNT | | |
| | | | TRUST | **A010 1120 0000 00 000000 | | | | | \$259,424.84 | \$259,424.84 | | |

LIQUIDATION STATUS (LQ) CODE LEGEND:
L = LIQUIDATION PENDING C = CLOSED PO/NOT RECEIVING
P = PARTIAL LIQUIDATION F = FULL LIQUIDATION
BLANK = NO LIQUIDATION

***** End of report *****

DISTRICT PAYROLL
RICHLAND COUNTY COMMUNITY UNIT DISTRICT NO. 1
July 20, 2023

The district payroll for the month of July 2023, for personnel on regular employment status, is the same as the payroll for the month of June 2023.

ADDITIONS:

None

DELETIONS:

None

CHANGES:

None

Richland County Community Unit 1
Payroll June 2023

| NAME | GROSS |
|----------------------------|--------------|
| ADAMS, JORDAN | \$ 3,717.48 |
| ADKINS, SHANNA D | \$ 2,882.72 |
| AHMAD, ATALLAH | \$ 7,609.54 |
| ALEXANDER, MARGO D | \$ 4,944.42 |
| ALLEN, LORI | \$ 6,362.60 |
| ANDERSON, ERIN | \$ 1,725.50 |
| ANDERSON, TENA LIN | \$ 1,827.00 |
| ANGLE, DAVID R | \$ 2,686.50 |
| ANGLE, PAYTON R | \$ 1,211.00 |
| ATKINS, RICHARD MILTON | \$ 3,819.00 |
| AVDUSENKO, YULIYA | \$ 1,050.00 |
| BAKER, HEATHER J | \$ 1,462.64 |
| BALDING, DONNA | \$ 2,192.40 |
| BALTZELL, BRIAUNA | \$ 2,237.29 |
| BARE, GENNIE L | \$ 3,245.86 |
| BERGER, CHRISTY | \$ 4,944.40 |
| BERGER, MEREDITH K | \$ 367.50 |
| BERKSHIRE, AMBER C | \$ 675.00 |
| BERRY, NATALIE | \$ 2,612.50 |
| BETTIS, JULIE A | \$ 5,990.46 |
| BILLINGTON, LISA | \$ 5,769.16 |
| BISHOP, COURTNEY L | \$ 2,011.59 |
| BISHOP, SUSAN L | \$ 1,788.08 |
| BISSEY, ANGELA A | \$ 360.00 |
| BLACKFORD, EMILY A | \$ 3,850.86 |
| BLANK, HOLLY H | \$ 4,871.60 |
| BOOSE, HEATHER ANDREA | \$ 3,645.26 |
| BORAH, CHRISTINE M | \$ 2,882.78 |
| BORTON, TAYLOR G | \$ 3,060.92 |
| BRANSTETTER, CONNIE F | \$ 1,462.50 |
| BRIAN, LARRY P | \$ 1,978.80 |
| BRIDGES, MICHELLE C | \$ 480.00 |
| BRINKLEY, AMANDA KATHLEEN | \$ 1,827.00 |
| BRINKLEY, MADILYN KATHLEEN | \$ 1,056.00 |
| BROWN, ANGEL L | \$ 2,328.42 |
| BROWN, DAKOTAH L | \$ 2,046.80 |
| BROWN, JOSHUA | \$ 3,050.92 |
| BROWN, SHERYE | \$ 3,631.66 |
| BUNTING, GENA | \$ 2,328.42 |
| BUNTING, KALEE C | \$ 1,725.50 |
| BURGENER, CHARISSA | \$ 5,361.98 |
| BURGENER, MICHELLE L | \$ 4,181.14 |
| BURGIN, RITA KAYE | \$ 975.00 |
| BURRIS, MICHELLE CATHERINE | \$ 3,650.46 |
| CAMARILLO, JULIA E | \$ 1,836.80 |
| CARMODY, LUKAS D | \$ 1,080.00 |

**Richland County Community Unit 1
Payroll June 2023**

| NAME | GROSS |
|--------------------------------|--------------|
| CLINE, APRIL G | \$ 1,359.08 |
| CLODFELTER, JULIE D | \$ 5,476.40 |
| COATS, MARCELLA M | \$ 3,795.16 |
| COLWELL, HEATHER M | \$ 2,580.00 |
| COMBS, ERIC W | \$ 5,287.05 |
| CONN, ANNETTE GRACE | \$ 1,827.00 |
| COOK, CHEYENNE | \$ 105.00 |
| COOLEY, TONYA L | \$ 1,640.00 |
| CRACKEL, JANICE E | \$ 780.00 |
| CRANE, RICKY ALAN | \$ 1,332.34 |
| CUMMINS, BRYAN | \$ 6,482.76 |
| CUMMINS, GARY B | \$ 1,930.66 |
| CUMMINS, LISA M | \$ 1,624.00 |
| DALTON, KAYLA M | \$ 1,426.66 |
| DASCH, BREANNA L | \$ 2,723.34 |
| DAVIS, RITA DIANE | \$ 480.00 |
| DEHNER, MARCHELE M | \$ 2,862.00 |
| DEIMEL, MACI JEAN | \$ 1,638.00 |
| DEIMEL, NANCY J | \$ 725.26 |
| DEMEYER, NANCY L | \$ 2,401.50 |
| DENTON, MACKENZIE T | \$ 4,319.16 |
| DENTON, RYAN D | \$ 4,988.68 |
| DOAN, LONNIE | \$ 5,029.08 |
| DOBBS, TRACY L | \$ 5,991.38 |
| DOLL, GWYNE M | \$ 4,871.62 |
| DOLL, HAVEN M | \$ 300.00 |
| DORIS, SHAWNA MARIE | \$ 2,030.00 |
| DUENAS, VERNON ANTHONY | \$ 5,139.84 |
| DUNAHEE, BRENDA | \$ 1,228.50 |
| DUNN, MARTIN | \$ 5,342.08 |
| DUNN, MELISSA A | \$ 6,210.22 |
| EAGLESON, DENYSE L | \$ 6,111.90 |
| EDWARDS, CRYSTLE L | \$ 9,754.08 |
| EDWARDS, GRANT A | \$ 3,683.38 |
| EISENMENGER, ERICA R | \$ 180.00 |
| ELLISON, DEBORAH E | \$ 65.00 |
| EMMERICH GINDER, JILL | \$ 368.75 |
| ERWIN, MELISSA D | \$ 5,858.40 |
| FANCHER, JENNIFER | \$ 2,580.00 |
| FEHRENBACHER, KATHERINE NICOLE | \$ 3,792.42 |
| FIELD, BRIDGETT L | \$ 1,867.60 |
| FLANAGAN, KRISTIN D | \$ 6,466.42 |
| FLANAGAN, ROBERT W | \$ 6,340.50 |
| FLEMING, JULIE L | \$ 5,093.24 |
| FOERSTER, RACHEL | \$ 3,232.92 |
| FORD, JOYCE E | \$ 5,834.50 |

**Richland County Community Unit 1
Payroll June 2023**

| NAME | GROSS |
|----------------------------|--------------|
| FOX, ABIGAIL | \$ 840.00 |
| FOX, MINDY K | \$ 4,016.00 |
| FRANKLIN, ERIN | \$ 4,338.58 |
| FRITCHLEY, JENNIFER M | \$ 5,110.86 |
| GARDNER, BRETT A | \$ 120.00 |
| GARDNER, KELSEY LYNN | \$ 3,011.76 |
| GASSMANN-KOCHER, SADIE | \$ 3,360.26 |
| GELTZ, BARBARA A | \$ 2,059.20 |
| GERBER, ANTHONY A | \$ 1,980.75 |
| GILREATH, KRISTI ANN | \$ 3,110.46 |
| GINDER, AMANDA N | \$ 7,144.98 |
| GINDER, CLARISSA | \$ 2,840.00 |
| GINDER, NANCY L | \$ 3,054.18 |
| GINDER, SHANNA M | \$ 2,056.00 |
| GIVENS, JASON ROBERT | \$ 4,011.24 |
| GIVENS, KEARSTEN BRIANNA | \$ 3,675.64 |
| GOODRUM, BETHANY NICOLE | \$ 2,301.34 |
| GOSNELL, TORI DAWN | \$ 1,827.00 |
| GRAVES, CLAIRE BERNADETTE | \$ 3,681.34 |
| GRAVES, MEGAN N | \$ 3,848.02 |
| GRAY, DEBORAH L | \$ 6,122.06 |
| GRAY, SHERI | \$ 4,923.82 |
| GRAY, TRACI J | \$ 1,800.00 |
| GREEN, CANDICE | \$ 525.00 |
| GREEN, CRYSTAL | \$ 2,280.00 |
| GREENWOOD, JILL R | \$ 5,570.58 |
| GROVE, BRANDIS J | \$ 5,050.90 |
| GROVES, MARSHA L | \$ 973.91 |
| GROVES, MICHAEL W | \$ 2,030.00 |
| GROVE, MONICA NOEL | \$ 4,093.68 |
| GROVE, TIFFANY | \$ 4,030.16 |
| GRUNDON, CINDY C | \$ 6,328.20 |
| HAGAN, DIANA L | \$ 1,053.69 |
| HAGAN, MEGAN ANDREA | \$ 3,110.46 |
| HAHN, MARGARET A | \$ 7,487.84 |
| HAHN, SCOTT P | \$ 3,980.50 |
| HAHN, SETH P | \$ 510.00 |
| HANES, MARY J | \$ 120.00 |
| HARDY, ERIN T | \$ 4,404.00 |
| HARNESS, ALEXANDER MICHAEL | \$ 1,065.00 |
| HARNESS, ALLISON R | \$ 1,054.00 |
| HARNESS, MARY ANN | \$ 2,337.50 |
| HARTING, KRISTY | \$ 2,803.70 |
| HAWES, DAWNA F | \$ 1,385.44 |
| HENDRICKSON, BRENDA | \$ 4,944.38 |
| HENRY, TAYLOR MARIE | \$ 2,238.34 |

Richland County Community Unit 1

Payroll June 2023

| NAME | GROSS |
|-------------------------|--------------|
| HENTON, JENNA LEE | \$ 3,560.66 |
| HICKS, VIRGINIA CAROL | \$ 60.00 |
| HILL, SARAH | \$ 3,405.40 |
| HINCKLEY, JESSICA K | \$ 4,266.70 |
| HINTERSCHER, MISTI | \$ 660.00 |
| HOLDRIETH, ABIGAIL RUTH | \$ 3,773.54 |
| HOLMES, SHANDY | \$ 1,311.98 |
| HOPKINS, SHAUN R | \$ 1,067.75 |
| HOUCHIN, AMANDA N | \$ 5,896.68 |
| HOUCHIN, DARRELL W | \$ 7,833.34 |
| HOUGH, SHANNON L | \$ 8,134.58 |
| HOUT, JODY K | \$ 5,040.80 |
| HOWARD, ALLISON MAY | \$ 1,725.50 |
| HOWARD, SARAH E | \$ 1,951.60 |
| HUFFMAN, RICKY S | \$ 4,100.00 |
| HUNDLEY, HALEY C | \$ 600.00 |
| INSKEEP, HEIDI M | \$ 240.00 |
| INYART, BRENT A | \$ 6,555.61 |
| JARED, KALEI | \$ 4,270.42 |
| JENNETTE, CHRISTOPHER W | \$ 1,677.66 |
| JOHNSON, DARLA | \$ 2,710.43 |
| JOHNSON, ELLEN K | \$ 2,255.12 |
| JONES, CHRISTOPHER NEIL | \$ 6,328.82 |
| JONES, DAVID TALBOTT | \$ 4,171.70 |
| JONES, EMILY K | \$ 1,928.64 |
| JULIAN, AMY L | \$ 5,415.68 |
| JURASIK, ADAM | \$ 1,870.00 |
| JURGILANIS, KRISTEN L | \$ 7,041.30 |
| KERR, JENNIFER J | \$ 4,388.10 |
| KIMMELL, BLAIZE | \$ 3,110.42 |
| KING, MAKENNA D | \$ 1,190.00 |
| KING, MELINDA D | \$ 7,079.80 |
| KINKADE, HAYDEN WARREN | \$ 5,226.99 |
| KINKADE, RACHEL LYNN | \$ 3,360.68 |
| KIRBY II, ROBERT R | \$ 5,422.20 |
| KIRKLAND, STEPHANIE N | \$ 240.00 |
| KLINGLER, MICHELLE LYNN | \$ 6,532.76 |
| KMAN, RITA | \$ 4,600.66 |
| KOCHER, BECKY S | \$ 3,876.00 |
| KOCHER, BRITTANIA J | \$ 4,353.16 |
| KOCHER, BRITNY N | \$ 1,509.34 |
| KOCHER, HANNAH LYNN | \$ 2,436.66 |
| KOCHER, LORI L | \$ 270.00 |
| KOERTGE, DIANE | \$ 525.00 |
| KUENSTLER, BRIANNE | \$ 1,096.98 |
| KUHLIG, JANET L | \$ 3,436.60 |

**Richland County Community Unit 1
Payroll June 2023**

| NAME | GROSS |
|----------------------|--------------|
| KUHN, ASHLEY E | \$ 4,319.18 |
| LARGE, MINDY S | \$ 63.75 |
| LATHROP, BOBBIE J | \$ 4,509.42 |
| LATHROP, DEE A | \$ 2,056.00 |
| LATHROP, JENNIFER L | \$ 5,162.16 |
| LATHROP, LAURA | \$ 840.00 |
| LAUGHLIN, REX IAN | \$ 3,990.60 |
| LEAF, BRITTANY D | \$ 4,289.02 |
| LEAF, JESSICA | \$ 1,511.84 |
| LECRONE, CHAD E | \$ 11,454.26 |
| LENEAR, NEITA M | \$ 210.00 |
| LEWIS, LACIE J | \$ 1,362.66 |
| LOBACZ, VICKI | \$ 367.50 |
| LYNN, GINA L | \$ 4,236.58 |
| MANN, SHELLEY A | \$ 4,666.06 |
| MARRIOTT, THERESA | \$ 4,378.56 |
| MAYS, NEILLY LEE | \$ 475.00 |
| MCDONALD, JIMETTA L | \$ 1,664.08 |
| MCDONALD, JOBETH | \$ 1,725.50 |
| MCVICKER, AMY M | \$ 6,285.68 |
| MEADOWS, TREVA L. | \$ 2,040.66 |
| MEERS, BETTY L | \$ 1,716.00 |
| MEHAFFEY, PATRICK | \$ 2,590.00 |
| MEHL, TRACY | \$ 3,681.34 |
| MEREDITH, MATTHEW V | \$ 3,110.42 |
| MICHELS, GREGORY A | \$ 810.00 |
| MILBURN, TARA | \$ 4,646.25 |
| MILBURN, TRINITY G | \$ 2,170.40 |
| MILLER, JACOB EMERY | \$ 3,609.00 |
| MILLS, JAMI | \$ 3,346.66 |
| MITCHELL, BRANDI G | \$ 1,880.66 |
| MITCHELL, CASSIE | \$ 4,731.62 |
| MITCHELL, MELISSA M | \$ 6,084.10 |
| MORGAN, GINA E | \$ 1,716.00 |
| MOSBEY, DEVEN L | \$ 4,582.84 |
| MUHS, MADISON R | \$ 2,754.22 |
| MURPHY, DAVID P | \$ 4,080.25 |
| MURRAY, PAMELA S | \$ 1,117.60 |
| MUSIC, MATTHEW J | \$ 12,937.51 |
| NEALIS, BRADLY C | \$ 5,537.40 |
| NOLL, ISABELLA MARIE | \$ 3,410.92 |
| NOSEK, KRISTI S | \$ 471.50 |
| O'BRIEN, HOLLY MARIE | \$ 4,116.74 |
| O'CONNOR, SHEREE S | \$ 1,623.50 |
| OCHS, AMBER L | \$ 5,360.88 |
| OCHS, CURTIS STEPHEN | \$ 2,160.00 |

**Richland County Community Unit 1
Payroll June 2023**

| NAME | GROSS |
|-------------------------|--------------|
| OCHS, KIMBERLY | \$ 1,725.50 |
| OVERTON, MARTY DALE | \$ 6,314.31 |
| PADDICK, BRIDGITTE M | \$ 1,359.00 |
| PADDOCK, KEVIN J | \$ 1,452.00 |
| PAGE, ISAAC WILLIAM | \$ 2,168.75 |
| PAGE, KENDRA J | \$ 5,139.10 |
| PAGE, RALPH ROBERT | \$ 1,863.75 |
| PAGE, WILLIAM D | \$ 5,824.20 |
| PAMPE, JACOB DOUGLAS | \$ 120.00 |
| PAMPE, JANICE R | \$ 894.04 |
| PAMPE, LISA K | \$ 5,934.88 |
| PATTERSON, BRENDA | \$ 1,396.50 |
| PFOFF, VANESSA | \$ 2,139.16 |
| PHELPS, WILLIAM | \$ 323.00 |
| PHILLIPS, ROBERT L | \$ 2,224.46 |
| PIXLEY, SUE BERBERICH | \$ 3,630.08 |
| POWELL, MATTHEW M | \$ 4,666.06 |
| POWELL, MICHELLE | \$ 5,139.10 |
| PUCKETT, CHELSEA J | \$ 3,997.86 |
| PUCKETT, TERRY EUGENE | \$ 6,448.40 |
| RANGE, KIMBERLY | \$ 3,041.30 |
| REDMAN, AMANDA L | \$ 4,489.28 |
| REDMAN, JUDITH | \$ 2,777.04 |
| REEDY, JESSICA ANNE | \$ 1,439.20 |
| REEVES, HANNAH LYNN | \$ 3,400.85 |
| REEVES, RANDY K | \$ 5,270.18 |
| REID, MEGAN S | \$ 1,793.50 |
| REYNOLDS, BOBBY | \$ 3,828.00 |
| REYNOLDS, MICHELE L | \$ 3,072.44 |
| RIDGELY, LINDSAY ANN | \$ 5,065.58 |
| RIDGELY, SUZANNA M | \$ 1,501.31 |
| ROARK, RYAN K | \$ 5,975.16 |
| RODGERS, KACIE N | \$ 6,166.66 |
| RODGERS, STEVEN D | \$ 4,145.00 |
| RODGERS, STEPHAN R | \$ 1,232.00 |
| RODGERS, TRACEY L | \$ 2,750.00 |
| ROTH, JESSICA E | \$ 2,497.66 |
| ROUTIEN, MARISSA BROOKE | \$ 3,110.42 |
| RUBENACKER, LORI A | \$ 6,072.82 |
| RUDE, DONNA | \$ 1,725.50 |
| RUSK, AMY L | \$ 4,895.66 |
| RUSK, EMILY | \$ 5,635.06 |
| RUSK, JULIE | \$ 2,328.42 |
| RUSK, RYLAN A | \$ 6,166.66 |
| RYDEN, JEFFREY ROBERT | \$ 5,480.31 |
| SANDERS, ALBERT ALAN | \$ 1,836.40 |

**Richland County Community Unit 1
Payroll June 2023**

| NAME | GROSS |
|------------------------------|--------------|
| SCHANDA, STACEY L M | \$ 2,056.00 |
| SCHIMMELPFENNING, AMY LAVINA | \$ 5,139.80 |
| SCHMUCKER, JULIE R | \$ 2,328.42 |
| SEALS, MARLA LOUISE | \$ 4,319.18 |
| SEATON, MEGAN NICOLE | \$ 3,110.42 |
| SEILER, ANITA J | \$ 3,630.58 |
| SHAN, NICOLE LANE | \$ 3,732.50 |
| SHAWVER, ALEXIS B | \$ 4,076.06 |
| SHEWMAKE, ANGELINA COLLEEN | \$ 1,679.74 |
| SHILLING, LISA A | \$ 1,827.00 |
| SHOEMAKER, KRISTIE L | \$ 4,094.32 |
| SHORT, STEFANIE | \$ 1,725.50 |
| SHRYOCK, NATALIE ANNE | \$ 676.00 |
| SIDERS, AMY G | \$ 1,399.28 |
| SIMPSON, CHRIS A | \$ 14,098.46 |
| SIMPSON, MICHELLE L | \$ 6,268.30 |
| SMITH, JASON T | \$ 5,402.94 |
| SMITH, MELINDA | \$ 5,841.64 |
| SMITH, SAVANNAH J | \$ 922.14 |
| SNYDER, CHARLES E | \$ 6,937.17 |
| SPARKS, ELIZABETH K | \$ 3,576.62 |
| STALLARD, AMANDA MICHELLE | \$ 1,624.00 |
| STALLARD, BRENDA LEA | \$ 5,907.20 |
| STEBER, COLBY N | \$ 814.25 |
| STEBER, ETHAN P | \$ 480.50 |
| STEBER, MARK | \$ 10,271.22 |
| STEBER, RICKIE L | \$ 3,667.42 |
| STEPHENS, CAMILLE A | \$ 5,210.50 |
| STEVENS, AMY J | \$ 4,404.00 |
| STEVENSON, JENNY L | \$ 3,232.90 |
| SUMMERS, ALLYSON | \$ 1,041.25 |
| SWINSON, DONNA S | \$ 2,609.28 |
| TABB, JULIE ANN | \$ 1,297.66 |
| TAHTINEN, TIMOTHY A | \$ 4,631.25 |
| TAIT, HEATHER E | \$ 5,262.82 |
| TAYLOR, CHAD E | \$ 5,056.56 |
| TEDFORD, JENNIFER JILL | \$ 9,521.76 |
| TENNIS, MEGAN M | \$ 3,560.66 |
| THOMPSON, JEFFREY P | \$ 7,666.66 |
| THRASHER, NATASHA J | \$ 1,433.08 |
| THUFTEDAL, TASHA S | \$ 5,105.32 |
| TOMLIN, LINDSEY JAMES | \$ 2,480.28 |
| TRAVIS, CHRISTY | \$ 3,224.80 |
| TROUT, SAMANTHA NICOLE | \$ 3,410.92 |
| TYLER, JAMIE L | \$ 5,463.04 |
| UTLEY, REGINA | \$ 2,609.28 |

**Richland County Community Unit 1
Payroll June 2023**

| NAME | GROSS |
|--------------------------|--------------|
| VAAL, JAMES D | \$ 5,949.38 |
| VANBLARICUM, NICOLE | \$ 210.00 |
| VANDYKE, JAMIE L | \$ 8,186.72 |
| VANDYKE, JESSICA P | \$ 7,679.78 |
| VANGUNDY, EMILI VANESSA | \$ 3,848.90 |
| VANMATRE, CHRISTINA A | \$ 5,497.00 |
| VOGT, JACKIE L | \$ 4,463.42 |
| VOLK, AIMEE KRISTINA | \$ 3,283.72 |
| VOLK, KARLA J | \$ 2,214.46 |
| VOLK, PAULINE | \$ 2,361.31 |
| WAGGONER, ASHLEY B | \$ 300.00 |
| WALDHOFF, ROY R | \$ 7,281.06 |
| WALKER, CONNOR J | \$ 3,752.50 |
| WALKER, GRACE M | \$ 2,235.10 |
| WALKER, KATHI DEE | \$ 5,934.88 |
| WALKER, TERRIL | \$ 585.00 |
| WALL, CHERYL | \$ 4,236.58 |
| WASHBURN, BRENDA J | \$ 6,621.80 |
| WAXLER, ELVA L | \$ 480.00 |
| WEESNER, LELA | \$ 2,984.80 |
| WEIDNER, JENNIFER L | \$ 4,509.42 |
| WEIDNER, KERRIE L | \$ 4,758.56 |
| WEITKAMP, LORI L | \$ 4,404.00 |
| WEITKAMP, WARREN D | \$ 4,576.82 |
| WELLS, KACI MARIE | \$ 4,687.00 |
| WELLS JR, ROBERT PAUL | \$ 3,360.26 |
| WEST, PAULA J | \$ 5,405.44 |
| WESTALL, LORI A | \$ 5,972.16 |
| WETHERHOLT, BETTY L | \$ 520.00 |
| WHEELER, HEATHER L | \$ 4,236.58 |
| WHEELER, KLAYTON E | \$ 9,217.83 |
| WHITAKER-MITCHELL, DONNA | \$ 1,620.66 |
| WHITE, BRANDY | \$ 1,725.50 |
| WHITTLER, JULIA R | \$ 3,299.70 |
| WHITTLER, SARAH E | \$ 4,916.58 |
| WIBBENMEYER, AMBER R | \$ 2,664.79 |
| WILLIAMS, DYLLAN | \$ 855.00 |
| WILLIAMS, MIRANDA J | \$ 2,012.34 |
| WILLIAMS, SCOTT ERIC | \$ 1,452.00 |
| WILSON, RACHEL LEE | \$ 1,559.04 |
| WINGERT, JOE DOUGLAS | \$ 1,290.66 |
| WINTERS, SHANNON L | \$ 6,498.30 |
| WISNER, ANGELA M | \$ 4,952.09 |
| WOODS, JILLIAN M | \$ 3,470.42 |
| WORKMAN, CLARE ADELL | \$ 3,860.92 |
| WRIGHT, JASMINE MARIE | \$ 1,624.00 |

**Richland County Community Unit 1
Payroll June 2023**

| NAME | GROSS |
|----------------------|------------------------|
| WRIGHT, JESSICA M | \$ 3,050.92 |
| YOUNG, JANA E | \$ 3,508.22 |
| ZIEGLER, KYLE L | \$ 99.00 |
| TOTAL MONTHLY | \$ 1,254,435.55 |

**RICHLAND COUNTY COMMUNITY UNIT SCHOOL DISTRICT NO. 1
OLNEY, ILLINOIS**

COMPARISON OF FUNDS

| FUNDS | June 2022 | June 2023 |
|-----------------------|-------------------------|-------------------------|
| Education | \$ 16,207,671.06 | \$ 20,000,579.02 |
| Building and Grounds | \$ 3,334,912.09 | \$ 3,297,885.94 |
| Bond and Interest | \$ 537,992.42 | \$ 187,474.06 |
| Transportation | \$ 1,342,188.02 | \$ 1,291,014.86 |
| IMRF/Social Security | \$ 649,238.05 | \$ 450,702.94 |
| Capital Projects | \$ 820,741.83 | \$ 1,035,706.87 |
| Working Cash | \$ 864,586.40 | \$ 998,956.88 |
| Tort Fund | \$ 0.00 | \$ 0.00 |
| Life Safety | \$ 263,789.81 | \$ 140,269.83 |
| Total Cash | \$ 24,021,119.68 | \$ 27,402,590.40 |
| Assets | \$ 189,963.85 | \$ 684,124.32 |
| Total Cash and Assets | \$ 24,211,083.53 | \$ 28,086,714.72 |
| GRAND TOTAL | \$ 24,211,083.53 | \$ 28,086,714.72 |

| Account Level | | | | | 2022-23 | June 2022-23 | 2022-23 | 2022-23 | Encumbered | 2022-23 | |
|---------------|------|------|----|-------------|--------------------------|------------------|---------------|----------------|------------|-----------------|------------|
| FDTLOC | FUNC | OBJ | SJ | Description | Budget | Monthly Activity | FYTD Activity | Batch Activity | Amount | Available Funds | |
| 10R010 | 1110 | 0000 | 00 | 000000 | Tax Levy Education | 4,851,476.00 | 0.00 | 4,851,476.03 | 0.00 | 0.00 | -0.03 |
| 10R--- | 1110 | 0--- | -- | ----- | | 4,851,476.00 | 0.00 | 4,851,476.03 | 0.00 | 0.00 | -0.03 |
| 10R010 | 1140 | 0000 | 00 | 000000 | Sp Ed Levy | 104,826.00 | 0.00 | 104,826.23 | 0.00 | 0.00 | -0.23 |
| 10R--- | 1140 | 0--- | -- | ----- | | 104,826.00 | 0.00 | 104,826.23 | 0.00 | 0.00 | -0.23 |
| 10R--- | 11-- | ---- | -- | ----- | | 4,956,302.00 | 0.00 | 4,956,302.26 | 0.00 | 0.00 | -0.26 |
| 10R010 | 1210 | 0000 | 00 | 000000 | Mobile Home Tax | 29,000.00 | 0.00 | 29,284.48 | 0.00 | 0.00 | -284.48 |
| 10R--- | 1210 | 0--- | -- | ----- | | 29,000.00 | 0.00 | 29,284.48 | 0.00 | 0.00 | -284.48 |
| 10R010 | 1220 | 0000 | 00 | 000000 | Local Housing Aut Tax | 14,000.00 | 0.00 | 14,551.09 | 0.00 | 0.00 | -551.09 |
| 10R--- | 1220 | 0--- | -- | ----- | | 14,000.00 | 0.00 | 14,551.09 | 0.00 | 0.00 | -551.09 |
| 10R010 | 1230 | 0000 | 00 | 000000 | Corp Pers Prop Tax | 1,939,679.00 | 36,697.34 | 1,976,377.00 | 0.00 | 0.00 | -36,698.00 |
| 10R--- | 1230 | 0--- | -- | ----- | | 1,939,679.00 | 36,697.34 | 1,976,377.00 | 0.00 | 0.00 | -36,698.00 |
| 10R--- | 12-- | ---- | -- | ----- | | 1,982,679.00 | 36,697.34 | 2,020,212.57 | 0.00 | 0.00 | -37,533.57 |
| 10R010 | 1311 | 0000 | 00 | 000000 | Jump Start Tuition | 0.00 | 0.00 | 0.00 | 0.00 | 0.00 | 0.00 |
| 10R--- | 1311 | 0--- | -- | ----- | | 0.00 | 0.00 | 0.00 | 0.00 | 0.00 | 0.00 |
| 10R--- | 13-- | ---- | -- | ----- | | 0.00 | 0.00 | 0.00 | 0.00 | 0.00 | 0.00 |
| 10R010 | 1510 | 0000 | 00 | 000000 | Earnings on Investments | 273,094.00 | 2,316.05 | 275,410.31 | 0.00 | 0.00 | -2,316.31 |
| 10R--- | 1510 | 0--- | -- | ----- | | 273,094.00 | 2,316.05 | 275,410.31 | 0.00 | 0.00 | -2,316.31 |
| 10R--- | 15-- | ---- | -- | ----- | | 273,094.00 | 2,316.05 | 275,410.31 | 0.00 | 0.00 | -2,316.31 |
| 10R010 | 1611 | 0000 | 00 | 000000 | Sales to Pupils Lunch | 4,237.00 | 0.00 | 4,796.70 | 0.00 | 0.00 | -559.70 |
| 10R--- | 1611 | 0--- | -- | ----- | | 4,237.00 | 0.00 | 4,796.70 | 0.00 | 0.00 | -559.70 |
| 10R010 | 1612 | 0000 | 00 | 000000 | Sales to Pupils Bfast | 250.00 | 0.00 | 264.30 | 0.00 | 0.00 | -14.30 |
| 10R--- | 1612 | 0--- | -- | ----- | | 250.00 | 0.00 | 264.30 | 0.00 | 0.00 | -14.30 |
| 10R010 | 1613 | 0000 | 00 | 000000 | Sales to Pupil Ala Carte | 300.00 | 0.00 | 476.00 | 0.00 | 0.00 | -176.00 |
| 10R--- | 1613 | 0--- | -- | ----- | | 300.00 | 0.00 | 476.00 | 0.00 | 0.00 | -176.00 |
| 10R010 | 1614 | 0000 | 00 | 000000 | Sales to Pupil Vending | 0.00 | 0.00 | 0.00 | 0.00 | 0.00 | 0.00 |
| 10R--- | 1614 | 0--- | -- | ----- | | 0.00 | 0.00 | 0.00 | 0.00 | 0.00 | 0.00 |
| 10R010 | 1615 | 0000 | 00 | 000000 | Bfst Lunch Debit Card | 0.00 | -29,848.52 | 0.00 | 0.00 | 0.00 | 0.00 |
| 10R--- | 1615 | 0--- | -- | ----- | | 0.00 | -29,848.52 | 0.00 | 0.00 | 0.00 | 0.00 |
| 10R010 | 1620 | 0000 | 00 | 000000 | Sales to Adults | 7,400.00 | 0.00 | 7,422.30 | 0.00 | 0.00 | -22.30 |
| 10R--- | 1620 | 0--- | -- | ----- | | 7,400.00 | 0.00 | 7,422.30 | 0.00 | 0.00 | -22.30 |
| 10R010 | 1621 | 0000 | 00 | 000000 | Summer Food Program | 0.00 | 0.00 | 0.00 | 0.00 | 0.00 | 0.00 |
| 10R--- | 1621 | 0--- | -- | ----- | | 0.00 | 0.00 | 0.00 | 0.00 | 0.00 | 0.00 |
| 10R010 | 1690 | 0000 | 00 | 000000 | Other Food Sales | 1,100.00 | 0.00 | 1,207.02 | 0.00 | 0.00 | -107.02 |
| 10R--- | 1690 | 0--- | -- | ----- | | 1,100.00 | 0.00 | 1,207.02 | 0.00 | 0.00 | -107.02 |
| 10R--- | 16-- | ---- | -- | ----- | | 13,287.00 | -29,848.52 | 14,166.32 | 0.00 | 0.00 | -879.32 |
| 10R010 | 1711 | 0000 | 00 | 000000 | Athletic Admissions | 63,000.00 | 0.00 | 63,052.05 | 0.00 | 0.00 | -52.05 |
| 10R--- | 1711 | 0--- | -- | ----- | | 63,000.00 | 0.00 | 63,052.05 | 0.00 | 0.00 | -52.05 |
| 10R010 | 1720 | 0000 | 00 | 000000 | Lab/Lock Fees | 0.00 | 0.00 | 0.00 | 0.00 | 0.00 | 0.00 |
| 10R--- | 1720 | 0--- | -- | ----- | | 0.00 | 0.00 | 0.00 | 0.00 | 0.00 | 0.00 |
| 10R010 | 1730 | 0000 | 00 | 000000 | Pupil Book Sales | 0.00 | 0.00 | 0.00 | 0.00 | 0.00 | 0.00 |

| Account Level | | | | 2022-23 | June 2022-23 | 2022-23 | 2022-23 | Encumbered | 2022-23 | |
|---------------|------|------|----|-------------|--------------|------------------|---------------|----------------|---------|-----------------|
| FDTLOC | FUNC | OBJ | SJ | Description | Budget | Monthly Activity | FYTD Activity | Batch Activity | Amount | Available Funds |
| 10R--- | 1730 | 0--- | -- | ----- | 0.00 | 0.00 | 0.00 | 0.00 | 0.00 | 0.00 |
| 10R010 | 1790 | 0000 | 00 | 000000 | 7,200.00 | 130.00 | 7,389.94 | 0.00 | 0.00 | -189.94 |
| 10R010 | 1790 | 0000 | 01 | 000000 | 0.00 | 0.00 | 0.00 | 0.00 | 0.00 | 0.00 |
| 10R--- | 1790 | 0--- | -- | ----- | 7,200.00 | 130.00 | 7,389.94 | 0.00 | 0.00 | -189.94 |
| 10R999 | 1799 | 0000 | 00 | 000000 | 0.00 | 0.00 | 0.00 | 0.00 | 0.00 | 0.00 |
| 10R--- | 1799 | 0--- | -- | ----- | 0.00 | 0.00 | 0.00 | 0.00 | 0.00 | 0.00 |
| 10R--- | 17-- | ---- | -- | ----- | 70,200.00 | 130.00 | 70,441.99 | 0.00 | 0.00 | -241.99 |
| 10R010 | 1811 | 0000 | 00 | 000000 | 167,576.00 | 1,978.65 | 169,555.58 | 0.00 | 0.00 | -1,979.58 |
| 10R--- | 1811 | 0--- | -- | ----- | 167,576.00 | 1,978.65 | 169,555.58 | 0.00 | 0.00 | -1,979.58 |
| 10R--- | 18-- | ---- | -- | ----- | 167,576.00 | 1,978.65 | 169,555.58 | 0.00 | 0.00 | -1,979.58 |
| 10R010 | 1910 | 0000 | 00 | 000000 | 75.00 | 10,000.00 | 10,080.00 | 0.00 | 0.00 | -10,005.00 |
| 10R--- | 1910 | 0--- | -- | ----- | 75.00 | 10,000.00 | 10,080.00 | 0.00 | 0.00 | -10,005.00 |
| 10R010 | 1920 | 0000 | 00 | 000000 | 0.00 | 0.00 | 0.00 | 0.00 | 0.00 | 0.00 |
| 10R730 | 1920 | 0000 | 00 | 000000 | 0.00 | 0.00 | 0.00 | 0.00 | 0.00 | 0.00 |
| 10R--- | 1920 | 0--- | -- | ----- | 0.00 | 0.00 | 0.00 | 0.00 | 0.00 | 0.00 |
| 10R010 | 1940 | 0000 | 00 | 000000 | 0.00 | 77.50 | 554.10 | 0.00 | 0.00 | -554.10 |
| 10R--- | 1940 | 0--- | -- | ----- | 0.00 | 77.50 | 554.10 | 0.00 | 0.00 | -554.10 |
| 10R010 | 1950 | 0000 | 00 | 000000 | 4,500.00 | 0.00 | 4,590.49 | 0.00 | 0.00 | -90.49 |
| 10R--- | 1950 | 0--- | -- | ----- | 4,500.00 | 0.00 | 4,590.49 | 0.00 | 0.00 | -90.49 |
| 10R010 | 1970 | 0000 | 00 | 000000 | 14,432.00 | 1,050.00 | 15,482.50 | 0.00 | 0.00 | -1,050.50 |
| 10R--- | 1970 | 0--- | -- | ----- | 14,432.00 | 1,050.00 | 15,482.50 | 0.00 | 0.00 | -1,050.50 |
| 10R010 | 1980 | 0000 | 00 | 000000 | 200,000.00 | 0.00 | 200,000.00 | 0.00 | 0.00 | 0.00 |
| 10R--- | 1980 | 0--- | -- | ----- | 200,000.00 | 0.00 | 200,000.00 | 0.00 | 0.00 | 0.00 |
| 10R010 | 1992 | 0000 | 00 | 000000 | 0.00 | 0.00 | 0.00 | 0.00 | 0.00 | 0.00 |
| 10R--- | 1992 | 0--- | -- | ----- | 0.00 | 0.00 | 0.00 | 0.00 | 0.00 | 0.00 |
| 10R010 | 1999 | 0000 | 00 | 000000 | 837.00 | 0.00 | 862.28 | 0.00 | 0.00 | -25.28 |
| 10R010 | 1999 | 0000 | 01 | 000000 | 33,200.00 | 0.00 | 33,239.36 | 0.00 | 0.00 | -39.36 |
| 10R010 | 1999 | 0000 | 09 | 000000 | 11,865.00 | 0.00 | 11,865.10 | 0.00 | 0.00 | -0.10 |
| 10R030 | 1999 | 0000 | 00 | 000000 | 0.00 | 0.00 | 0.00 | 0.00 | 0.00 | 0.00 |
| 10R060 | 1999 | 0000 | 00 | 000000 | 0.00 | 0.00 | 0.00 | 0.00 | 0.00 | 0.00 |
| 10R130 | 1999 | 0000 | 00 | 130000 | 10,000.00 | 0.00 | 10,000.00 | 0.00 | 0.00 | 0.00 |
| 10R170 | 1999 | 0000 | 00 | 170000 | 0.00 | 0.00 | 0.00 | 0.00 | 0.00 | 0.00 |
| 10R230 | 1999 | 0000 | 00 | 230000 | 0.00 | 0.00 | 0.00 | 0.00 | 0.00 | 0.00 |
| 10R290 | 1999 | 0000 | 00 | 290000 | 0.00 | 0.00 | 0.00 | 0.00 | 0.00 | 0.00 |
| 10R670 | 1999 | 0000 | 00 | 670000 | 0.00 | 0.00 | 0.00 | 0.00 | 0.00 | 0.00 |
| 10R680 | 1999 | 0000 | 00 | 680000 | 5,000.00 | 0.00 | 5,000.00 | 0.00 | 0.00 | 0.00 |
| 10R690 | 1999 | 0000 | 00 | 690000 | 10,344.00 | 0.00 | 19,344.70 | 0.00 | 0.00 | -9,000.70 |
| 10R730 | 1999 | 0000 | 00 | 730000 | 0.00 | 5,000.00 | -4,000.00 | 0.00 | 0.00 | 4,000.00 |
| 10R880 | 1999 | 0000 | 00 | 880000 | 0.00 | 0.00 | 0.00 | 0.00 | 0.00 | 0.00 |
| 10R--- | 1999 | 0--- | -- | ----- | 71,246.00 | 5,000.00 | 76,311.44 | 0.00 | 0.00 | -5,065.44 |

| FDTLOC | FUNC | OBJ | SJ | Account Level Description | 2022-23 Budget | June 2022-23 Monthly Activity | 2022-23 FYTD Activity | 2022-23 Batch Activity | Encumbered Amount | 2022-23 Available Funds |
|--------|------|------|------|---------------------------------------|-------------------|----------------------------------|--------------------------|---------------------------|----------------------|----------------------------|
| 10R--- | 19-- | ---- | ---- | | 290,253.00 | 16,127.50 | 307,018.53 | 0.00 | 0.00 | -16,765.53 |
| 10R110 | 2100 | 0000 | 00 | 110000 ROE Pre K | 0.00 | 0.00 | 0.00 | 0.00 | 0.00 | 0.00 |
| 10R--- | 2100 | 0--- | ---- | | 0.00 | 0.00 | 0.00 | 0.00 | 0.00 | 0.00 |
| 10R--- | 21-- | ---- | ---- | | 0.00 | 0.00 | 0.00 | 0.00 | 0.00 | 0.00 |
| 10R810 | 2200 | 0000 | 00 | 810000 ROE Flow Thru | 0.00 | 0.00 | 0.00 | 0.00 | 0.00 | 0.00 |
| 10R--- | 2200 | 0--- | ---- | | 0.00 | 0.00 | 0.00 | 0.00 | 0.00 | 0.00 |
| 10R--- | 22-- | ---- | ---- | | 0.00 | 0.00 | 0.00 | 0.00 | 0.00 | 0.00 |
| 10R010 | 3001 | 0000 | 00 | 000000 General State Aid | 11,000,000.00 | 1,001,602.04 | 11,017,622.04 | 0.00 | 0.00 | -17,622.04 |
| 10R010 | 3001 | 0000 | 00 | 140000 EBF-Sp Ed Personnel | 0.00 | 0.00 | 0.00 | 0.00 | 0.00 | 0.00 |
| 10R010 | 3001 | 0000 | 00 | 280000 EBF-Sp Ed Funding Children | 0.00 | 0.00 | 0.00 | 0.00 | 0.00 | 0.00 |
| 10R010 | 3001 | 0000 | 00 | 550000 State Aide-Spec Ed Summner Sch | 0.00 | 0.00 | 0.00 | 0.00 | 0.00 | 0.00 |
| 10R--- | 3001 | 0--- | ---- | | 11,000,000.00 | 1,001,602.04 | 11,017,622.04 | 0.00 | 0.00 | -17,622.04 |
| 10R010 | 3002 | 0000 | 00 | 000000 GSA Hold Harm | 0.00 | 0.00 | 0.00 | 0.00 | 0.00 | 0.00 |
| 10R--- | 3002 | 0--- | ---- | | 0.00 | 0.00 | 0.00 | 0.00 | 0.00 | 0.00 |
| 10R010 | 3010 | 0000 | 00 | 000000 GSA Difference Incentive | 0.00 | 0.00 | 0.00 | 0.00 | 0.00 | 0.00 |
| 10R--- | 3010 | 0--- | ---- | | 0.00 | 0.00 | 0.00 | 0.00 | 0.00 | 0.00 |
| 10R010 | 3015 | 0000 | 00 | 000000 Salary Diff for annex | 0.00 | 0.00 | 0.00 | 0.00 | 0.00 | 0.00 |
| 10R--- | 3015 | 0--- | ---- | | 0.00 | 0.00 | 0.00 | 0.00 | 0.00 | 0.00 |
| 10R010 | 3020 | 0000 | 00 | 000000 Reorganization Inc Cert Sal | 0.00 | 0.00 | 0.00 | 0.00 | 0.00 | 0.00 |
| 10R--- | 3020 | 0--- | ---- | | 0.00 | 0.00 | 0.00 | 0.00 | 0.00 | 0.00 |
| 10R--- | 30-- | ---- | ---- | | 11,000,000.00 | 1,001,602.04 | 11,017,622.04 | 0.00 | 0.00 | -17,622.04 |
| 10R260 | 3100 | 0000 | 00 | 260000 Sp Ed Priv Facility | 7,230.00 | 0.00 | 7,230.73 | 0.00 | 0.00 | -0.73 |
| 10R--- | 3100 | 0--- | ---- | | 7,230.00 | 0.00 | 7,230.73 | 0.00 | 0.00 | -0.73 |
| 10R280 | 3105 | 0000 | 00 | 280000 Spec Ed Extraordinary | 0.00 | 0.00 | 0.00 | 0.00 | 0.00 | 0.00 |
| 10R--- | 3105 | 0--- | ---- | | 0.00 | 0.00 | 0.00 | 0.00 | 0.00 | 0.00 |
| 10R140 | 3110 | 0000 | 00 | 140000 Sp Ed Personnel | 0.00 | 0.00 | 0.00 | 0.00 | 0.00 | 0.00 |
| 10R--- | 3110 | 0--- | ---- | | 0.00 | 0.00 | 0.00 | 0.00 | 0.00 | 0.00 |
| 10R640 | 3120 | 0000 | 00 | 640000 Sp Ed Orphan | 101,700.00 | 0.00 | 101,736.49 | 0.00 | 0.00 | -36.49 |
| 10R--- | 3120 | 0--- | ---- | | 101,700.00 | 0.00 | 101,736.49 | 0.00 | 0.00 | -36.49 |
| 10R010 | 3145 | 0000 | 00 | 000000 Sp Ed Summer Sch | 0.00 | 0.00 | 0.00 | 0.00 | 0.00 | 0.00 |
| 10R--- | 3145 | 0--- | ---- | | 0.00 | 0.00 | 0.00 | 0.00 | 0.00 | 0.00 |
| 10R--- | 31-- | ---- | ---- | | 108,930.00 | 0.00 | 108,967.22 | 0.00 | 0.00 | -37.22 |
| 10R380 | 3200 | 0000 | 00 | 380000 Voc Ed Tech Prep | 0.00 | 0.00 | 0.00 | 0.00 | 0.00 | 0.00 |
| 10R--- | 3200 | 0--- | ---- | | 0.00 | 0.00 | 0.00 | 0.00 | 0.00 | 0.00 |
| 10R780 | 3215 | 0000 | 00 | 780000 Voc Ed Formula | 0.00 | 0.00 | 0.00 | 0.00 | 0.00 | 0.00 |
| 10R--- | 3215 | 0--- | ---- | | 0.00 | 0.00 | 0.00 | 0.00 | 0.00 | 0.00 |
| 10R820 | 3220 | 0000 | 00 | 820000 K12 Career Exploration Grant | 0.00 | 0.00 | 0.00 | 0.00 | 0.00 | 0.00 |
| 10R--- | 3220 | 0--- | ---- | | 0.00 | 0.00 | 0.00 | 0.00 | 0.00 | 0.00 |
| 10R490 | 3235 | 0000 | 00 | 490000 Ag Inc 3 Circles | 38,970.00 | 698.00 | 39,825.89 | 0.00 | 0.00 | -855.89 |
| 10R--- | 3235 | 0--- | ---- | | 38,970.00 | 698.00 | 39,825.89 | 0.00 | 0.00 | -855.89 |

93

| Account Level | | | | 2022-23 | June 2022-23 | 2022-23 | 2022-23 | Encumbered | 2022-23 | |
|---------------|------|------|----|-------------|--------------------------|------------------|---------------|----------------|---------|-----------------|
| FDTLOC | FUNC | OBJ | SJ | Description | Budget | Monthly Activity | FYTD Activity | Batch Activity | Amount | Available Funds |
| 10R490 | 3299 | 0000 | 00 | 490000 | Voc Ed Ag Incent Grant | 0.00 | 0.00 | 0.00 | 0.00 | 0.00 |
| 10R710 | 3299 | 0000 | 00 | 710000 | Elementary Career Grant | 0.00 | 0.00 | 0.00 | 0.00 | 0.00 |
| 10R780 | 3299 | 0000 | 00 | 780000 | Voc Ed Formula | 85,561.00 | 0.00 | 85,561.00 | 0.00 | 0.00 |
| 10R--- | 3299 | 0--- | -- | ----- | 85,561.00 | 0.00 | 85,561.00 | 0.00 | 0.00 | 0.00 |
| 10R--- | 32-- | ---- | -- | ----- | 124,531.00 | 698.00 | 125,386.89 | 0.00 | 0.00 | -855.89 |
| 10R350 | 3360 | 0000 | 00 | 350000 | St Lunch/Bfast Reimb | 4,960.00 | 531.54 | 5,491.70 | 0.00 | 0.00 |
| 10R--- | 3360 | 0--- | -- | ----- | 4,960.00 | 531.54 | 5,491.70 | 0.00 | 0.00 | -531.70 |
| 10R010 | 3365 | 0000 | 00 | 000000 | Breakfast Incentive | 0.00 | 0.00 | 0.00 | 0.00 | 0.00 |
| 10R--- | 3365 | 0--- | -- | ----- | 0.00 | 0.00 | 0.00 | 0.00 | 0.00 | 0.00 |
| 10R310 | 3370 | 0000 | 00 | 310000 | Drivers Education Reimb | 31,000.00 | 7,905.94 | 39,321.35 | 0.00 | 0.00 |
| 10R--- | 3370 | 0--- | -- | ----- | 31,000.00 | 7,905.94 | 39,321.35 | 0.00 | 0.00 | -8,321.35 |
| 10R--- | 33-- | ---- | -- | ----- | 35,960.00 | 8,437.48 | 44,813.05 | 0.00 | 0.00 | -8,853.05 |
| 10R550 | 3695 | 0000 | 00 | 550000 | TAOEP | 0.00 | 0.00 | 0.00 | 0.00 | 0.00 |
| 10R750 | 3695 | 0000 | 00 | 750000 | TAOEP | 0.00 | 0.00 | 0.00 | 0.00 | 0.00 |
| 10R--- | 3695 | 0--- | -- | ----- | 0.00 | 0.00 | 0.00 | 0.00 | 0.00 | 0.00 |
| 10R--- | 36-- | ---- | -- | ----- | 0.00 | 0.00 | 0.00 | 0.00 | 0.00 | 0.00 |
| 10R110 | 3705 | 0000 | 00 | 110000 | Early Child Block Grant | 810,131.00 | 73,835.00 | 883,966.00 | 0.00 | 0.00 |
| 10R510 | 3705 | 0000 | 00 | 510000 | ECE Block Grant-FY06 | 0.00 | 0.00 | 0.00 | 0.00 | 0.00 |
| 10R--- | 3705 | 0--- | -- | ----- | 810,131.00 | 73,835.00 | 883,966.00 | 0.00 | 0.00 | -73,835.00 |
| 10R570 | 3715 | 0000 | 00 | 570000 | Reading Improvement | 0.00 | 0.00 | 0.00 | 0.00 | 0.00 |
| 10R--- | 3715 | 0--- | -- | ----- | 0.00 | 0.00 | 0.00 | 0.00 | 0.00 | 0.00 |
| 10R790 | 3775 | 0000 | 00 | 790000 | ADA Safety/Ed Block Gran | 0.00 | 0.00 | 0.00 | 0.00 | 0.00 |
| 10R--- | 3775 | 0--- | -- | ----- | 0.00 | 0.00 | 0.00 | 0.00 | 0.00 | 0.00 |
| 10R--- | 37-- | ---- | -- | ----- | 810,131.00 | 73,835.00 | 883,966.00 | 0.00 | 0.00 | -73,835.00 |
| 10R240 | 3800 | 0000 | 00 | 240000 | Sec of State Lib Grant | 0.00 | 0.00 | 0.00 | 0.00 | 0.00 |
| 10R--- | 3800 | 0--- | -- | ----- | 0.00 | 0.00 | 0.00 | 0.00 | 0.00 | 0.00 |
| 10R--- | 38-- | ---- | -- | ----- | 0.00 | 0.00 | 0.00 | 0.00 | 0.00 | 0.00 |
| 10R010 | 3999 | 0000 | 00 | 000000 | Other State | 0.00 | 0.00 | 0.00 | 0.00 | 0.00 |
| 10R010 | 3999 | 0000 | 05 | 000000 | National Bd Cert | 0.00 | 0.00 | 0.00 | 0.00 | 0.00 |
| 10R060 | 3999 | 0000 | 00 | 000000 | Fine Arts Grant | 0.00 | 0.00 | 0.00 | 0.00 | 0.00 |
| 10R120 | 3999 | 0000 | 00 | 120000 | Laptop Grant | 0.00 | 0.00 | 0.00 | 0.00 | 0.00 |
| 10R240 | 3999 | 0000 | 00 | 240000 | Library Grant | 0.00 | 1,788.60 | 1,788.60 | 0.00 | 0.00 |
| 10R--- | 3999 | 0--- | -- | ----- | 0.00 | 1,788.60 | 1,788.60 | 0.00 | 0.00 | -1,788.60 |
| 10R--- | 39-- | ---- | -- | ----- | 0.00 | 1,788.60 | 1,788.60 | 0.00 | 0.00 | -1,788.60 |
| 10R190 | 4107 | 0000 | 00 | 190000 | Title VI Rural Ed | 0.00 | 0.00 | 0.00 | 0.00 | 0.00 |
| 10R--- | 4107 | 0--- | -- | ----- | 0.00 | 0.00 | 0.00 | 0.00 | 0.00 | 0.00 |
| 10R--- | 41-- | ---- | -- | ----- | 0.00 | 0.00 | 0.00 | 0.00 | 0.00 | 0.00 |
| 10R420 | 4210 | 0000 | 00 | 420000 | Fed Lunch Prog Reimb | 720,243.00 | 13,556.37 | 733,799.96 | 0.00 | 0.00 |
| 10R--- | 4210 | 0--- | -- | ----- | 720,243.00 | 13,556.37 | 733,799.96 | 0.00 | 0.00 | -13,556.96 |
| 10R420 | 4215 | 0000 | 00 | 420000 | Fed Special Milk Program | 0.00 | 0.00 | 0.00 | 0.00 | 0.00 |

| Account Level | | | | 2022-23 | June 2022-23 | 2022-23 | 2022-23 | Encumbered | 2022-23 | |
|---------------|------|------|----|---------------------------------------|--------------|------------------|---------------|----------------|---------|-----------------|
| FDTLOC | FUNC | OBJ | SJ | Description | Budget | Monthly Activity | FYTD Activity | Batch Activity | Amount | Available Funds |
| 10R--- | 4215 | 0--- | -- | ----- | 0.00 | 0.00 | 0.00 | 0.00 | 0.00 | 0.00 |
| 10R430 | 4220 | 0000 | 00 | 430000 Fed Bfast Prog Reimb | 246,150.00 | 2,197.61 | 248,347.84 | 0.00 | 0.00 | -2,197.84 |
| 10R--- | 4220 | 0--- | -- | ----- | 246,150.00 | 2,197.61 | 248,347.84 | 0.00 | 0.00 | -2,197.84 |
| 10R460 | 4225 | 0000 | 00 | 460000 Fed Summer Food Program | 0.00 | 0.00 | 0.00 | 0.00 | 0.00 | 0.00 |
| 10R--- | 4225 | 0--- | -- | ----- | 0.00 | 0.00 | 0.00 | 0.00 | 0.00 | 0.00 |
| 10R420 | 4250 | 0000 | 00 | 420000 Child Nutrition Commodity | 0.00 | 0.00 | 0.00 | 0.00 | 0.00 | 0.00 |
| 10R--- | 4250 | 0--- | -- | ----- | 0.00 | 0.00 | 0.00 | 0.00 | 0.00 | 0.00 |
| 10R420 | 4299 | 0000 | 00 | 420000 Child Nutrition | 0.00 | 0.00 | 0.00 | 0.00 | 0.00 | 0.00 |
| 10R440 | 4299 | 0000 | 00 | 440000 NSLP Equip Asst Grant | 0.00 | 0.00 | 0.00 | 0.00 | 0.00 | 0.00 |
| 10R--- | 4299 | 0--- | -- | ----- | 0.00 | 0.00 | 0.00 | 0.00 | 0.00 | 0.00 |
| 10R--- | 42-- | ---- | -- | ----- | 966,393.00 | 15,753.98 | 982,147.80 | 0.00 | 0.00 | -15,754.80 |
| 10R100 | 4300 | 0000 | 00 | 100000 Title I Grant - Reading | 641,222.00 | 67,644.00 | 708,866.00 | 0.00 | 0.00 | -67,644.00 |
| 10R270 | 4300 | 0000 | 00 | 270000 Title I School Imp& Acct | 0.00 | 0.00 | 0.00 | 0.00 | 0.00 | 0.00 |
| 10R500 | 4300 | 0000 | 00 | 500000 Title I | 223,000.00 | 0.00 | 223,739.00 | 0.00 | 0.00 | -739.00 |
| 10R--- | 4300 | 0--- | -- | ----- | 864,222.00 | 67,644.00 | 932,605.00 | 0.00 | 0.00 | -68,383.00 |
| 10R270 | 4331 | 0000 | 00 | 270000 Title I School Imp & Acctabili | 0.00 | 0.00 | 0.00 | 0.00 | 0.00 | 0.00 |
| 10R--- | 4331 | 0--- | -- | ----- | 0.00 | 0.00 | 0.00 | 0.00 | 0.00 | 0.00 |
| 10R--- | 43-- | ---- | -- | ----- | 864,222.00 | 67,644.00 | 932,605.00 | 0.00 | 0.00 | -68,383.00 |
| 10R170 | 4400 | 0000 | 00 | 170000 Title IV Grant | 5,111.00 | 0.00 | 5,111.00 | 0.00 | 0.00 | 0.00 |
| 10R570 | 4400 | 0000 | 00 | 570000 Title IV Grant | 31,700.00 | 435.00 | 32,226.00 | 0.00 | 0.00 | -526.00 |
| 10R--- | 4400 | 0--- | -- | ----- | 36,811.00 | 435.00 | 37,337.00 | 0.00 | 0.00 | -526.00 |
| 10R070 | 4421 | 0000 | 00 | 000000 21st Century Comm Learning | 41,634.00 | 0.00 | 41,634.00 | 0.00 | 0.00 | 0.00 |
| 10R470 | 4421 | 0000 | 00 | 470000 21st Century Grant | 283,306.00 | 26,143.00 | 309,449.00 | 0.00 | 0.00 | -26,143.00 |
| 10R--- | 4421 | 0--- | -- | ----- | 324,940.00 | 26,143.00 | 351,083.00 | 0.00 | 0.00 | -26,143.00 |
| 10R250 | 4490 | 0000 | 00 | 250000 Federal Library Grant | 0.00 | 0.00 | 0.00 | 0.00 | 0.00 | 0.00 |
| 10R--- | 4490 | 0--- | -- | ----- | 0.00 | 0.00 | 0.00 | 0.00 | 0.00 | 0.00 |
| 10R--- | 44-- | ---- | -- | ----- | 361,751.00 | 26,578.00 | 388,420.00 | 0.00 | 0.00 | -26,669.00 |
| 10R150 | 4600 | 0000 | 00 | 150000 Sp Ed IDEA Pre School | 36,153.00 | 3,970.00 | 40,123.00 | 0.00 | 0.00 | -3,970.00 |
| 10R344 | 4600 | 0000 | 00 | 344000 ARP IDEA Pre School | 9,586.00 | 1,874.00 | 12,397.00 | 0.00 | 0.00 | -2,811.00 |
| 10R--- | 4600 | 0--- | -- | ----- | 45,739.00 | 5,844.00 | 52,520.00 | 0.00 | 0.00 | -6,781.00 |
| 10R150 | 4620 | 0000 | 00 | 150000 Sp Ed Flow thru SESE | 640,368.00 | 80,237.00 | 720,605.00 | 0.00 | 0.00 | -80,237.00 |
| 10R344 | 4620 | 0000 | 00 | 344000 ARP IDEA Flow Thru SESE | 97,954.00 | 18,361.00 | 116,315.00 | 0.00 | 0.00 | -18,361.00 |
| 10R--- | 4620 | 0--- | -- | ----- | 738,322.00 | 98,598.00 | 836,920.00 | 0.00 | 0.00 | -98,598.00 |
| 10R260 | 4625 | 0000 | 00 | 260000 Fed SpEd IDEA Rm/Board | 0.00 | 0.00 | 0.00 | 0.00 | 0.00 | 0.00 |
| 10R--- | 4625 | 0--- | -- | ----- | 0.00 | 0.00 | 0.00 | 0.00 | 0.00 | 0.00 |
| 10R--- | 46-- | ---- | -- | ----- | 784,061.00 | 104,442.00 | 889,440.00 | 0.00 | 0.00 | -105,379.00 |
| 10R540 | 4770 | 0000 | 00 | 540000 Fed Voc Ed Tech Prep | 0.00 | 0.00 | 0.00 | 0.00 | 0.00 | 0.00 |
| 10R--- | 4770 | 0--- | -- | ----- | 0.00 | 0.00 | 0.00 | 0.00 | 0.00 | 0.00 |
| 10R390 | 4799 | 0000 | 00 | 390000 V E Perkins T-IIC 2 Tutor | 24,000.00 | 0.00 | 24,000.00 | 0.00 | 0.00 | 0.00 |
| 10R--- | 4799 | 0--- | -- | ----- | 24,000.00 | 0.00 | 24,000.00 | 0.00 | 0.00 | 0.00 |

| Account Level | | | | 2022-23 | June 2022-23 | 2022-23 | 2022-23 | Encumbered | 2022-23 | |
|---------------|------|------|-----------|---------------------------|---------------|------------------|---------------|----------------|---------|-----------------|
| FDTLOC | FUNC | OBJ | SJ | Description | Budget | Monthly Activity | FYTD Activity | Batch Activity | Amount | Available Funds |
| 10R--- | 47-- | ---- | ----- | | 24,000.00 | 0.00 | 24,000.00 | 0.00 | 0.00 | 0.00 |
| 10R090 | 4876 | 0000 | 00 000000 | Cloud Grant ICCP | 0.00 | 0.00 | 0.00 | 0.00 | 0.00 | 0.00 |
| 10R--- | 4876 | 0--- | ----- | | 0.00 | 0.00 | 0.00 | 0.00 | 0.00 | 0.00 |
| 10R160 | 4880 | 0000 | 00 160000 | Education Jobs Fund | 0.00 | 0.00 | 0.00 | 0.00 | 0.00 | 0.00 |
| 10R--- | 4880 | 0--- | ----- | | 0.00 | 0.00 | 0.00 | 0.00 | 0.00 | 0.00 |
| 10R--- | 48-- | ---- | ----- | | 0.00 | 0.00 | 0.00 | 0.00 | 0.00 | 0.00 |
| 10R180 | 4901 | 0000 | 00 180000 | Race To The Top | 0.00 | 0.00 | 0.00 | 0.00 | 0.00 | 0.00 |
| 10R180 | 4901 | 0000 | 01 180000 | Race To The Top Induction | 0.00 | 0.00 | 0.00 | 0.00 | 0.00 | 0.00 |
| 10R--- | 4901 | 0--- | ----- | | 0.00 | 0.00 | 0.00 | 0.00 | 0.00 | 0.00 |
| 10R010 | 4920 | 0000 | 00 000000 | McKinney Homeless Grant | 0.00 | 0.00 | 0.00 | 0.00 | 0.00 | 0.00 |
| 10R--- | 4920 | 0--- | ----- | | 0.00 | 0.00 | 0.00 | 0.00 | 0.00 | 0.00 |
| 10R330 | 4932 | 0000 | 00 330000 | Title II Teacher Quality | 106,224.00 | 11,769.00 | 117,993.00 | 0.00 | 0.00 | -11,769.00 |
| 10R530 | 4932 | 0000 | 00 530000 | Title II | 31,160.00 | 0.00 | 31,161.00 | 0.00 | 0.00 | -1.00 |
| 10R--- | 4932 | 0--- | ----- | | 137,384.00 | 11,769.00 | 149,154.00 | 0.00 | 0.00 | -11,770.00 |
| 10R920 | 4991 | 0000 | 00 920000 | Medicaid Adm Outreach | 55,200.00 | 36,727.85 | 92,001.02 | 0.00 | 0.00 | -36,801.02 |
| 10R--- | 4991 | 0--- | ----- | | 55,200.00 | 36,727.85 | 92,001.02 | 0.00 | 0.00 | -36,801.02 |
| 10R920 | 4992 | 0000 | 00 920000 | Medicaid Fee For Service | 44,860.00 | 14,254.76 | 59,115.59 | 0.00 | 0.00 | -14,255.59 |
| 10R--- | 4992 | 0--- | ----- | | 44,860.00 | 14,254.76 | 59,115.59 | 0.00 | 0.00 | -14,255.59 |
| 10R220 | 4998 | 0000 | 00 220000 | FEMA GRANT | 0.00 | 0.00 | 0.00 | 0.00 | 0.00 | 0.00 |
| 10R345 | 4998 | 0000 | 00 000000 | ARP McKinney Vento | 14,169.00 | 6,689.00 | 20,858.00 | 0.00 | 0.00 | -6,689.00 |
| 10R410 | 4998 | 0000 | 00 410000 | JROTC Reimbursement | 0.00 | 0.00 | 0.00 | 0.00 | 0.00 | 0.00 |
| 10R--- | 4998 | 0--- | ----- | | 14,169.00 | 6,689.00 | 20,858.00 | 0.00 | 0.00 | -6,689.00 |
| 10R250 | 4999 | 0000 | 00 250000 | Federal Library Grant | 0.00 | 0.00 | 0.00 | 0.00 | 0.00 | 0.00 |
| 10R340 | 4999 | 0000 | 00 340000 | ESSER | 72,500.00 | 0.00 | 72,507.00 | 0.00 | 0.00 | -7.00 |
| 10R342 | 4999 | 0000 | 00 000000 | ESSER II | 958,319.00 | 60,799.00 | 1,019,118.03 | 0.00 | 0.00 | -60,799.03 |
| 10R343 | 4999 | 0000 | 00 000000 | ESSER III EDUCATION | 491,599.00 | 50,363.00 | 541,962.44 | 0.00 | 0.00 | -50,363.44 |
| 10R370 | 4999 | 0000 | 00 370000 | Digital Equity - ESSER | 147,976.00 | 0.00 | 147,976.00 | 0.00 | 0.00 | 0.00 |
| 10R410 | 4999 | 0000 | 00 000000 | JROTC | 36,791.00 | 3,430.99 | 40,222.05 | 0.00 | 0.00 | -3,431.05 |
| 10R--- | 4999 | 0--- | ----- | | 1,707,185.00 | 114,592.99 | 1,821,785.52 | 0.00 | 0.00 | -114,600.52 |
| 10R--- | 49-- | ---- | ----- | | 1,958,798.00 | 184,033.60 | 2,142,914.13 | 0.00 | 0.00 | -184,116.13 |
| 10R010 | 7130 | 0000 | 00 000000 | Transfer Among Funds | 0.00 | 0.00 | 0.00 | 0.00 | 0.00 | 0.00 |
| 10R--- | 7130 | 0--- | ----- | | 0.00 | 0.00 | 0.00 | 0.00 | 0.00 | 0.00 |
| 10R--- | 71-- | ---- | ----- | | 0.00 | 0.00 | 0.00 | 0.00 | 0.00 | 0.00 |
| 10R010 | 7990 | 0000 | 00 000000 | Other -WR Fund Balances | 0.00 | 0.00 | 0.00 | 0.00 | 0.00 | 0.00 |
| 10R--- | 7990 | 0--- | ----- | | 0.00 | 0.00 | 0.00 | 0.00 | 0.00 | 0.00 |
| 10R--- | 79-- | ---- | ----- | | 0.00 | 0.00 | 0.00 | 0.00 | 0.00 | 0.00 |
| 1-R--- | ---- | ---- | ----- | | 24,792,168.00 | 1,512,213.72 | 25,355,178.29 | 0.00 | 0.00 | -563,010.29 |
| 20R010 | 1111 | 0000 | 00 000000 | Building Levy | 1,310,000.00 | 0.00 | 1,310,401.07 | 0.00 | 0.00 | -401.07 |
| 20R--- | 1111 | 0--- | ----- | | 1,310,000.00 | 0.00 | 1,310,401.07 | 0.00 | 0.00 | -401.07 |
| 20R--- | 11-- | ---- | ----- | | 1,310,000.00 | 0.00 | 1,310,401.07 | 0.00 | 0.00 | -401.07 |

| Account Level | | | | 2022-23 | June 2022-23 | 2022-23 | 2022-23 | Encumbered | 2022-23 | |
|---------------|------|------|-----------|--------------------------------|--------------|------------------|---------------|----------------|---------|-----------------|
| FDTLOC | FUNC | OBJ | SJ | Description | Budget | Monthly Activity | FYTD Activity | Batch Activity | Amount | Available Funds |
| 20R010 | 1510 | 0000 | 00 000000 | Earnings on Investments | 40,800.00 | 724.73 | 41,528.36 | 0.00 | 0.00 | -728.36 |
| 20R--- | 1510 | 0--- | -- | | 40,800.00 | 724.73 | 41,528.36 | 0.00 | 0.00 | -728.36 |
| 20R--- | 15-- | ---- | -- | | 40,800.00 | 724.73 | 41,528.36 | 0.00 | 0.00 | -728.36 |
| 20R010 | 1999 | 0000 | 00 000000 | Other Bldg Rev-Ins Reim etc | 13,500.00 | 0.00 | 13,848.28 | 0.00 | 0.00 | -348.28 |
| 20R010 | 1999 | 0000 | 01 000000 | Other Bldg Rev-erate | 0.00 | 0.00 | 0.00 | 0.00 | 0.00 | 0.00 |
| 20R730 | 1999 | 0000 | 00 730000 | JFF Programs Facility Improvem | 0.00 | 0.00 | 0.00 | 0.00 | 0.00 | 0.00 |
| 20R--- | 1999 | 0--- | -- | | 13,500.00 | 0.00 | 13,848.28 | 0.00 | 0.00 | -348.28 |
| 20R--- | 19-- | ---- | -- | | 13,500.00 | 0.00 | 13,848.28 | 0.00 | 0.00 | -348.28 |
| 20R010 | 3925 | 0000 | 00 000000 | St Maint Grant Bldg | 50,000.00 | 0.00 | 50,000.00 | 0.00 | 0.00 | 0.00 |
| 20R--- | 3925 | 0--- | -- | | 50,000.00 | 0.00 | 50,000.00 | 0.00 | 0.00 | 0.00 |
| 20R220 | 3999 | 0000 | 00 220000 | IEMA Grant | 0.00 | 0.00 | 0.00 | 0.00 | 0.00 | 0.00 |
| 20R--- | 3999 | 0--- | -- | | 0.00 | 0.00 | 0.00 | 0.00 | 0.00 | 0.00 |
| 20R--- | 39-- | ---- | -- | | 50,000.00 | 0.00 | 50,000.00 | 0.00 | 0.00 | 0.00 |
| 20R342 | 4999 | 0000 | 00 342000 | ESSER II Building Revenue | 0.00 | 0.00 | 0.00 | 0.00 | 0.00 | 0.00 |
| 20R--- | 4999 | 0--- | -- | | 0.00 | 0.00 | 0.00 | 0.00 | 0.00 | 0.00 |
| 20R--- | 49-- | ---- | -- | | 0.00 | 0.00 | 0.00 | 0.00 | 0.00 | 0.00 |
| 20R010 | 7320 | 0000 | 00 000000 | SALE OF PROPERTY | 0.00 | 0.00 | 0.00 | 0.00 | 0.00 | 0.00 |
| 20R--- | 7320 | 0--- | -- | | 0.00 | 0.00 | 0.00 | 0.00 | 0.00 | 0.00 |
| 20R--- | 73-- | ---- | -- | | 0.00 | 0.00 | 0.00 | 0.00 | 0.00 | 0.00 |
| 20R010 | 7990 | 0000 | 00 000000 | Other-WR Fund Balance | 0.00 | 0.00 | 0.00 | 0.00 | 0.00 | 0.00 |
| 20R--- | 7990 | 0--- | -- | | 0.00 | 0.00 | 0.00 | 0.00 | 0.00 | 0.00 |
| 20R--- | 79-- | ---- | -- | | 0.00 | 0.00 | 0.00 | 0.00 | 0.00 | 0.00 |
| 2-R--- | ---- | ---- | -- | | 1,414,300.00 | 724.73 | 1,415,777.71 | 0.00 | 0.00 | -1,477.71 |
| 30R010 | 1112 | 0000 | 00 000000 | Bond & Interest Levy | 1,768,500.00 | 0.00 | 1,768,615.60 | 0.00 | 0.00 | -115.60 |
| 30R--- | 1112 | 0--- | -- | | 1,768,500.00 | 0.00 | 1,768,615.60 | 0.00 | 0.00 | -115.60 |
| 30R--- | 11-- | ---- | -- | | 1,768,500.00 | 0.00 | 1,768,615.60 | 0.00 | 0.00 | -115.60 |
| 30R010 | 1510 | 0000 | 00 000000 | Earnings on Investments | 4,600.00 | 58.91 | 4,760.92 | 0.00 | 0.00 | -160.92 |
| 30R--- | 1510 | 0--- | -- | | 4,600.00 | 58.91 | 4,760.92 | 0.00 | 0.00 | -160.92 |
| 30R--- | 15-- | ---- | -- | | 4,600.00 | 58.91 | 4,760.92 | 0.00 | 0.00 | -160.92 |
| 30R010 | 1983 | 0000 | 00 000000 | School Facility Occp Sales Tax | 586,631.00 | 0.00 | 586,631.00 | 0.00 | 0.00 | 0.00 |
| 30R--- | 1983 | 0--- | -- | | 586,631.00 | 0.00 | 586,631.00 | 0.00 | 0.00 | 0.00 |
| 30R010 | 1999 | 0000 | 00 000000 | Other Bond and Int Rev | 42,000.00 | 0.00 | 42,000.00 | 0.00 | 0.00 | 0.00 |
| 30R--- | 1999 | 0--- | -- | | 42,000.00 | 0.00 | 42,000.00 | 0.00 | 0.00 | 0.00 |
| 30R--- | 19-- | ---- | -- | | 628,631.00 | 0.00 | 628,631.00 | 0.00 | 0.00 | 0.00 |
| 30R010 | 7990 | 0000 | 00 000000 | Other-WR Fund Balance | 0.00 | 0.00 | 0.00 | 0.00 | 0.00 | 0.00 |
| 30R--- | 7990 | 0--- | -- | | 0.00 | 0.00 | 0.00 | 0.00 | 0.00 | 0.00 |
| 30R--- | 79-- | ---- | -- | | 0.00 | 0.00 | 0.00 | 0.00 | 0.00 | 0.00 |
| 3-R--- | ---- | ---- | -- | | 2,401,731.00 | 58.91 | 2,402,007.52 | 0.00 | 0.00 | -276.52 |
| 40R080 | 1113 | 0000 | 00 000000 | Trans Levy | 524,000.00 | 0.00 | 524,156.04 | 0.00 | 0.00 | -156.04 |
| 40R--- | 1113 | 0--- | -- | | 524,000.00 | 0.00 | 524,156.04 | 0.00 | 0.00 | -156.04 |

| Account Level | | | | 2022-23 | June 2022-23 | 2022-23 | 2022-23 | Encumbered | 2022-23 | |
|---------------|------|------|-----------|--------------------------------|--------------|------------------|---------------|----------------|---------|-----------------|
| FDTLOC | FUNC | OBJ | SJ | Description | Budget | Monthly Activity | FYTD Activity | Batch Activity | Amount | Available Funds |
| 40R080 | 1130 | 0000 | 00 000000 | Leasing Levy | 0.00 | 0.00 | 27.65 | 0.00 | 0.00 | -27.65 |
| 40R--- | 1130 | 0--- | -- ----- | | 0.00 | 0.00 | 27.65 | 0.00 | 0.00 | -27.65 |
| 40R--- | 11-- | ---- | -- ----- | | 524,000.00 | 0.00 | 524,183.69 | 0.00 | 0.00 | -183.69 |
| 40R080 | 1412 | 0000 | 00 000000 | Reg Trans from Pre-K | 10,700.00 | 25,660.80 | 36,427.88 | 0.00 | 0.00 | -25,727.88 |
| 40R--- | 1412 | 0--- | -- ----- | | 10,700.00 | 25,660.80 | 36,427.88 | 0.00 | 0.00 | -25,727.88 |
| 40R080 | 1413 | 0000 | 00 000000 | Reg Trans Fee Private | 3,993.00 | 1,550.03 | 5,543.30 | 0.00 | 0.00 | -1,550.30 |
| 40R--- | 1413 | 0--- | -- ----- | | 3,993.00 | 1,550.03 | 5,543.30 | 0.00 | 0.00 | -1,550.30 |
| 40R080 | 1415 | 0000 | 00 000000 | Reg Trans Pupil Co-Curr | 28,480.00 | 340.66 | 28,821.56 | 0.00 | 0.00 | -341.56 |
| 40R--- | 1415 | 0--- | -- ----- | | 28,480.00 | 340.66 | 28,821.56 | 0.00 | 0.00 | -341.56 |
| 40R080 | 1442 | 0000 | 00 000000 | Sp Ed Trans from SESE | 0.00 | 0.00 | 354.76 | 0.00 | 0.00 | -354.76 |
| 40R--- | 1442 | 0--- | -- ----- | | 0.00 | 0.00 | 354.76 | 0.00 | 0.00 | -354.76 |
| 40R--- | 14-- | ---- | -- ----- | | 43,173.00 | 27,551.49 | 71,147.50 | 0.00 | 0.00 | -27,974.50 |
| 40R080 | 1510 | 0000 | 00 000000 | Earnings on Investments | 11,270.00 | 418.72 | 12,221.41 | 0.00 | 0.00 | -951.41 |
| 40R--- | 1510 | 0--- | -- ----- | | 11,270.00 | 418.72 | 12,221.41 | 0.00 | 0.00 | -951.41 |
| 40R--- | 15-- | ---- | -- ----- | | 11,270.00 | 418.72 | 12,221.41 | 0.00 | 0.00 | -951.41 |
| 40R080 | 1950 | 0000 | 00 000000 | Refund Prior Yr Expense | 0.00 | 0.00 | 0.00 | 0.00 | 0.00 | 0.00 |
| 40R--- | 1950 | 0--- | -- ----- | | 0.00 | 0.00 | 0.00 | 0.00 | 0.00 | 0.00 |
| 40R080 | 1999 | 0000 | 00 000000 | Insrnc Rmb/Othr Misc | 2,900.00 | 0.00 | 2,943.50 | 0.00 | 0.00 | -43.50 |
| 40R--- | 1999 | 0--- | -- ----- | | 2,900.00 | 0.00 | 2,943.50 | 0.00 | 0.00 | -43.50 |
| 40R--- | 19-- | ---- | -- ----- | | 2,900.00 | 0.00 | 2,943.50 | 0.00 | 0.00 | -43.50 |
| 40R010 | 3001 | 0000 | 00 000000 | State Aide | 0.00 | 0.00 | 0.00 | 0.00 | 0.00 | 0.00 |
| 40R--- | 3001 | 0--- | -- ----- | | 0.00 | 0.00 | 0.00 | 0.00 | 0.00 | 0.00 |
| 40R--- | 30-- | ---- | -- ----- | | 0.00 | 0.00 | 0.00 | 0.00 | 0.00 | 0.00 |
| 40R080 | 3500 | 0000 | 00 000000 | Transportation Regular | 661,500.00 | 0.00 | 661,533.58 | 0.00 | 0.00 | -33.58 |
| 40R610 | 3500 | 0000 | 01 610000 | Trans Voc Ed | 0.00 | 0.00 | 0.00 | 0.00 | 0.00 | 0.00 |
| 40R--- | 3500 | 0--- | -- ----- | | 661,500.00 | 0.00 | 661,533.58 | 0.00 | 0.00 | -33.58 |
| 40R620 | 3510 | 0000 | 00 620000 | State Trans Spec Ed | 138,500.00 | 0.00 | 138,526.04 | 0.00 | 0.00 | -26.04 |
| 40R--- | 3510 | 0--- | -- ----- | | 138,500.00 | 0.00 | 138,526.04 | 0.00 | 0.00 | -26.04 |
| 40R--- | 35-- | ---- | -- ----- | | 800,000.00 | 0.00 | 800,059.62 | 0.00 | 0.00 | -59.62 |
| 40R160 | 4880 | 0000 | 00 160000 | Education Jobs Fund | 0.00 | 0.00 | 0.00 | 0.00 | 0.00 | 0.00 |
| 40R--- | 4880 | 0--- | -- ----- | | 0.00 | 0.00 | 0.00 | 0.00 | 0.00 | 0.00 |
| 40R--- | 48-- | ---- | -- ----- | | 0.00 | 0.00 | 0.00 | 0.00 | 0.00 | 0.00 |
| 40R010 | 7300 | 0000 | 00 000000 | Sale of CompensationFixedAsset | 0.00 | 0.00 | 0.00 | 0.00 | 0.00 | 0.00 |
| 40R--- | 7300 | 0--- | -- ----- | | 0.00 | 0.00 | 0.00 | 0.00 | 0.00 | 0.00 |
| 40R--- | 73-- | ---- | -- ----- | | 0.00 | 0.00 | 0.00 | 0.00 | 0.00 | 0.00 |
| 40R010 | 7990 | 0000 | 00 000000 | Other-WR Fund Balance | 0.00 | 0.00 | 0.00 | 0.00 | 0.00 | 0.00 |
| 40R--- | 7990 | 0--- | -- ----- | | 0.00 | 0.00 | 0.00 | 0.00 | 0.00 | 0.00 |
| 40R--- | 79-- | ---- | -- ----- | | 0.00 | 0.00 | 0.00 | 0.00 | 0.00 | 0.00 |
| 4-R--- | ---- | ---- | -- ----- | | 1,381,343.00 | 27,970.21 | 1,410,555.72 | 0.00 | 0.00 | -29,212.72 |
| 50R010 | 1114 | 0000 | 00 000000 | IMRF Levy | 800,000.00 | 0.00 | 800,438.43 | 0.00 | 0.00 | -438.43 |

| Account Level | | | | 2022-23 | June 2022-23 | 2022-23 | 2022-23 | Encumbered | 2022-23 | |
|---------------|-------|-------|----|-------------|--------------|------------------|---------------|----------------|---------|-----------------|
| FDTLOC | FUNC | OBJ | SJ | Description | Budget | Monthly Activity | FYTD Activity | Batch Activity | Amount | Available Funds |
| 50R--- | 1114 | 0--- | -- | ----- | 800,000.00 | 0.00 | 800,438.43 | 0.00 | 0.00 | -438.43 |
| 50R010 | 1150 | 0000 | 00 | 000000 | 400,000.00 | 0.00 | 400,236.89 | 0.00 | 0.00 | -236.89 |
| 50R--- | 1150 | 0--- | -- | ----- | 400,000.00 | 0.00 | 400,236.89 | 0.00 | 0.00 | -236.89 |
| 50R--- | 11-- | ---- | -- | ----- | 1,200,000.00 | 0.00 | 1,200,675.32 | 0.00 | 0.00 | -675.32 |
| 50R010 | 1230 | 0000 | 00 | 000000 | 70,000.00 | 0.00 | 70,000.00 | 0.00 | 0.00 | 0.00 |
| 50R--- | 1230 | 0--- | -- | ----- | 70,000.00 | 0.00 | 70,000.00 | 0.00 | 0.00 | 0.00 |
| 50R--- | 12-- | ---- | -- | ----- | 70,000.00 | 0.00 | 70,000.00 | 0.00 | 0.00 | 0.00 |
| 50R010 | 1510 | 0000 | 00 | 000000 | 6,000.00 | 207.78 | 6,731.67 | 0.00 | 0.00 | -731.67 |
| 50R--- | 1510 | 0--- | -- | ----- | 6,000.00 | 207.78 | 6,731.67 | 0.00 | 0.00 | -731.67 |
| 50R--- | 15-- | ---- | -- | ----- | 6,000.00 | 207.78 | 6,731.67 | 0.00 | 0.00 | -731.67 |
| 50R010 | 7990 | 0000 | 00 | 000000 | 0.00 | 0.00 | 0.00 | 0.00 | 0.00 | 0.00 |
| 50R--- | 7990 | 0--- | -- | ----- | 0.00 | 0.00 | 0.00 | 0.00 | 0.00 | 0.00 |
| 50R--- | 79-- | ---- | -- | ----- | 0.00 | 0.00 | 0.00 | 0.00 | 0.00 | 0.00 |
| 5-R--- | ----- | ----- | -- | ----- | 1,276,000.00 | 207.78 | 1,277,406.99 | 0.00 | 0.00 | -1,406.99 |
| 60R010 | 1510 | 0000 | 00 | 000000 | 1,500.00 | 425.52 | 2,257.27 | 0.00 | 0.00 | -757.27 |
| 60R--- | 1510 | 0--- | -- | ----- | 1,500.00 | 425.52 | 2,257.27 | 0.00 | 0.00 | -757.27 |
| 60R--- | 15-- | ---- | -- | ----- | 1,500.00 | 425.52 | 2,257.27 | 0.00 | 0.00 | -757.27 |
| 60R010 | 1983 | 0000 | 00 | 000000 | 1,250,000.00 | 150,608.77 | 1,283,852.95 | 0.00 | 0.00 | -33,852.95 |
| 60R--- | 1983 | 0--- | -- | ----- | 1,250,000.00 | 150,608.77 | 1,283,852.95 | 0.00 | 0.00 | -33,852.95 |
| 60R010 | 1999 | 0000 | 01 | 000000 | 0.00 | 0.00 | 0.00 | 0.00 | 0.00 | 0.00 |
| 60R--- | 1999 | 0--- | -- | ----- | 0.00 | 0.00 | 0.00 | 0.00 | 0.00 | 0.00 |
| 60R--- | 19-- | ---- | -- | ----- | 1,250,000.00 | 150,608.77 | 1,283,852.95 | 0.00 | 0.00 | -33,852.95 |
| 60R010 | 3925 | 0000 | 00 | 000000 | 0.00 | 0.00 | 0.00 | 0.00 | 0.00 | 0.00 |
| 60R--- | 3925 | 0--- | -- | ----- | 0.00 | 0.00 | 0.00 | 0.00 | 0.00 | 0.00 |
| 60R--- | 39-- | ---- | -- | ----- | 0.00 | 0.00 | 0.00 | 0.00 | 0.00 | 0.00 |
| 60R342 | 4999 | 0000 | 00 | 000000 | 330,265.00 | 0.00 | 330,265.97 | 0.00 | 0.00 | -0.97 |
| 60R343 | 4999 | 0000 | 00 | 000000 | 4,712,324.00 | 0.00 | 4,712,324.56 | 0.00 | 0.00 | -0.56 |
| 60R--- | 4999 | 0--- | -- | ----- | 5,042,589.00 | 0.00 | 5,042,590.53 | 0.00 | 0.00 | -1.53 |
| 60R--- | 49-- | ---- | -- | ----- | 5,042,589.00 | 0.00 | 5,042,590.53 | 0.00 | 0.00 | -1.53 |
| 60R010 | 7110 | 0000 | 00 | 000000 | 0.00 | 0.00 | 0.00 | 0.00 | 0.00 | 0.00 |
| 60R--- | 7110 | 0--- | -- | ----- | 0.00 | 0.00 | 0.00 | 0.00 | 0.00 | 0.00 |
| 60R--- | 71-- | ---- | -- | ----- | 0.00 | 0.00 | 0.00 | 0.00 | 0.00 | 0.00 |
| 60R010 | 7210 | 0000 | 00 | 000000 | 0.00 | 0.00 | 0.00 | 0.00 | 0.00 | 0.00 |
| 60R--- | 7210 | 0--- | -- | ----- | 0.00 | 0.00 | 0.00 | 0.00 | 0.00 | 0.00 |
| 60R--- | 72-- | ---- | -- | ----- | 0.00 | 0.00 | 0.00 | 0.00 | 0.00 | 0.00 |
| 60R010 | 7990 | 0000 | 00 | 000000 | 0.00 | 0.00 | 0.00 | 0.00 | 0.00 | 0.00 |
| 60R--- | 7990 | 0--- | -- | ----- | 0.00 | 0.00 | 0.00 | 0.00 | 0.00 | 0.00 |
| 60R--- | 79-- | ---- | -- | ----- | 0.00 | 0.00 | 0.00 | 0.00 | 0.00 | 0.00 |
| 60R010 | 8990 | 0000 | 00 | 000000 | 0.00 | 0.00 | 0.00 | 0.00 | 0.00 | 0.00 |
| 60R--- | 8990 | 0--- | -- | ----- | 0.00 | 0.00 | 0.00 | 0.00 | 0.00 | 0.00 |

| Account Level | | | | 2022-23 | June 2022-23 | 2022-23 | 2022-23 | Encumbered | 2022-23 | |
|---------------|------|------|----|-------------|---------------------------|------------------|---------------|----------------|---------|-----------------|
| FDTLOC | FUNC | OBJ | SJ | Description | Budget | Monthly Activity | FYTD Activity | Batch Activity | Amount | Available Funds |
| 60R--- | 89-- | ---- | -- | ----- | 0.00 | 0.00 | 0.00 | 0.00 | 0.00 | 0.00 |
| 6-R--- | ---- | ---- | -- | ----- | 6,294,089.00 | 151,034.29 | 6,328,700.75 | 0.00 | 0.00 | -34,611.75 |
| 70R010 | 1115 | 0000 | 00 | 000000 | Working Cash Levy | 131,000.00 | 0.00 | 131,045.87 | 0.00 | -45.87 |
| 70R--- | 1115 | 0--- | -- | ----- | 131,000.00 | 0.00 | 131,045.87 | 0.00 | 0.00 | -45.87 |
| 70R--- | 11-- | ---- | -- | ----- | 131,000.00 | 0.00 | 131,045.87 | 0.00 | 0.00 | -45.87 |
| 70R010 | 1510 | 0000 | 00 | 000000 | Earnings on Investments | 2,900.00 | 156.78 | 3,324.61 | 0.00 | -424.61 |
| 70R--- | 1510 | 0--- | -- | ----- | 2,900.00 | 156.78 | 3,324.61 | 0.00 | 0.00 | -424.61 |
| 70R--- | 15-- | ---- | -- | ----- | 2,900.00 | 156.78 | 3,324.61 | 0.00 | 0.00 | -424.61 |
| 70R010 | 7130 | 0000 | 00 | 000000 | Transfer Among Funds | 0.00 | 0.00 | 0.00 | 0.00 | 0.00 |
| 70R--- | 7130 | 0--- | -- | ----- | 0.00 | 0.00 | 0.00 | 0.00 | 0.00 | 0.00 |
| 70R--- | 71-- | ---- | -- | ----- | 0.00 | 0.00 | 0.00 | 0.00 | 0.00 | 0.00 |
| 70R010 | 7990 | 0000 | 00 | 000000 | Other WR Fund Balance | 0.00 | 0.00 | 0.00 | 0.00 | 0.00 |
| 70R--- | 7990 | 0--- | -- | ----- | 0.00 | 0.00 | 0.00 | 0.00 | 0.00 | 0.00 |
| 70R--- | 79-- | ---- | -- | ----- | 0.00 | 0.00 | 0.00 | 0.00 | 0.00 | 0.00 |
| 70R010 | 8110 | 0000 | 00 | 000000 | Abatement of Working Cash | 0.00 | 0.00 | 0.00 | 0.00 | 0.00 |
| 70R--- | 8110 | 0--- | -- | ----- | 0.00 | 0.00 | 0.00 | 0.00 | 0.00 | 0.00 |
| 70R--- | 81-- | ---- | -- | ----- | 0.00 | 0.00 | 0.00 | 0.00 | 0.00 | 0.00 |
| 7-R--- | ---- | ---- | -- | ----- | 133,900.00 | 156.78 | 134,370.48 | 0.00 | 0.00 | -470.48 |
| 80R010 | 1120 | 0000 | 00 | 000000 | TORT LEVY | 1,341,672.00 | 0.00 | 1,341,672.38 | 0.00 | -0.38 |
| 80R--- | 1120 | 0--- | -- | ----- | 1,341,672.00 | 0.00 | 1,341,672.38 | 0.00 | 0.00 | -0.38 |
| 80R--- | 11-- | ---- | -- | ----- | 1,341,672.00 | 0.00 | 1,341,672.38 | 0.00 | 0.00 | -0.38 |
| 80R010 | 1510 | 0000 | 00 | 000000 | Tort Int | 2,730.00 | 0.00 | 2,858.57 | 0.00 | -128.57 |
| 80R--- | 1510 | 0--- | -- | ----- | 2,730.00 | 0.00 | 2,858.57 | 0.00 | 0.00 | -128.57 |
| 80R--- | 15-- | ---- | -- | ----- | 2,730.00 | 0.00 | 2,858.57 | 0.00 | 0.00 | -128.57 |
| 80R010 | 1950 | 0000 | 00 | 000000 | Refund of Prior yr Exp | 16,668.00 | 0.00 | 16,668.00 | 0.00 | 0.00 |
| 80R--- | 1950 | 0--- | -- | ----- | 16,668.00 | 0.00 | 16,668.00 | 0.00 | 0.00 | 0.00 |
| 80R--- | 19-- | ---- | -- | ----- | 16,668.00 | 0.00 | 16,668.00 | 0.00 | 0.00 | 0.00 |
| 80R010 | 7990 | 0000 | 00 | 000000 | Other WR Fund Balance | 0.00 | 0.00 | 0.00 | 0.00 | 0.00 |
| 80R--- | 7990 | 0--- | -- | ----- | 0.00 | 0.00 | 0.00 | 0.00 | 0.00 | 0.00 |
| 80R--- | 79-- | ---- | -- | ----- | 0.00 | 0.00 | 0.00 | 0.00 | 0.00 | 0.00 |
| 8-R--- | ---- | ---- | -- | ----- | 1,361,070.00 | 0.00 | 1,361,198.95 | 0.00 | 0.00 | -128.95 |
| 90R010 | 1118 | 0000 | 00 | 000000 | Life Safety Levy | 131,000.00 | 0.00 | 131,051.74 | 0.00 | -51.74 |
| 90R--- | 1118 | 0--- | -- | ----- | 131,000.00 | 0.00 | 131,051.74 | 0.00 | 0.00 | -51.74 |
| 90R--- | 11-- | ---- | -- | ----- | 131,000.00 | 0.00 | 131,051.74 | 0.00 | 0.00 | -51.74 |
| 90R010 | 1510 | 0000 | 00 | 000000 | Earnings on Investments | 685.00 | 44.07 | 785.98 | 0.00 | -100.98 |
| 90R370 | 1510 | 0000 | 00 | 370000 | L/S Bond Int | 0.00 | 0.00 | 0.00 | 0.00 | 0.00 |
| 90R--- | 1510 | 0--- | -- | ----- | 685.00 | 44.07 | 785.98 | 0.00 | 0.00 | -100.98 |
| 90R--- | 15-- | ---- | -- | ----- | 685.00 | 44.07 | 785.98 | 0.00 | 0.00 | -100.98 |
| 90R010 | 1999 | 0000 | 00 | 000000 | Life Safety Other Rev | 0.00 | 0.00 | 0.00 | 0.00 | 0.00 |
| 90R--- | 1999 | 0--- | -- | ----- | 0.00 | 0.00 | 0.00 | 0.00 | 0.00 | 0.00 |

100

| Account Level | | | | 2022-23 | June 2022-23 | 2022-23 | 2022-23 | Encumbered | 2022-23 | |
|---------------|------|------|----|-------------|---------------|------------------|---------------|----------------|---------|-----------------|
| FDTLOC | FUNC | OBJ | SJ | Description | Budget | Monthly Activity | FYTD Activity | Batch Activity | Amount | Available Funds |
| 90R--- | 19-- | ---- | -- | ----- | 0.00 | 0.00 | 0.00 | 0.00 | 0.00 | 0.00 |
| 90R010 | 3925 | 0000 | 00 | 000000 | 0.00 | 0.00 | 0.00 | 0.00 | 0.00 | 0.00 |
| 90R--- | 3925 | 0--- | -- | ----- | 0.00 | 0.00 | 0.00 | 0.00 | 0.00 | 0.00 |
| 90R--- | 39-- | ---- | -- | ----- | 0.00 | 0.00 | 0.00 | 0.00 | 0.00 | 0.00 |
| 90R010 | 7990 | 0000 | 00 | 000000 | 0.00 | 0.00 | 0.00 | 0.00 | 0.00 | 0.00 |
| 90R--- | 7990 | 0--- | -- | ----- | 0.00 | 0.00 | 0.00 | 0.00 | 0.00 | 0.00 |
| 90R--- | 79-- | ---- | -- | ----- | 0.00 | 0.00 | 0.00 | 0.00 | 0.00 | 0.00 |
| 9-R--- | ---- | ---- | -- | ----- | 131,685.00 | 44.07 | 131,837.72 | 0.00 | 0.00 | -152.72 |
| --R--- | ---- | ---- | -- | ----- | 39,186,286.00 | 1,692,410.49 | 39,817,034.13 | 0.00 | 0.00 | -630,748.13 |
| 10E060 | 1100 | 1100 | 00 | 000000 | 0.00 | 0.00 | 0.00 | 0.00 | 0.00 | 0.00 |
| 10E070 | 1100 | 1100 | 00 | 000000 | 0.00 | 0.00 | 0.00 | 0.00 | 0.00 | 0.00 |
| 10E340 | 1100 | 1100 | 00 | 000000 | 0.00 | 0.00 | 0.00 | 0.00 | 0.00 | 0.00 |
| 10E342 | 1100 | 1100 | 00 | 000000 | 14,400.00 | 0.00 | 0.00 | 0.00 | 0.00 | 14,400.00 |
| 10E343 | 1100 | 1100 | 00 | 000000 | 225,000.00 | 20,113.84 | 222,611.40 | 0.00 | 0.00 | 2,388.60 |
| 10E470 | 1100 | 1100 | 00 | 470000 | 155,000.00 | 1,620.00 | 137,656.30 | 0.00 | 0.00 | 17,343.70 |
| 10E030 | 1100 | 1110 | 00 | 000000 | 0.00 | 0.00 | 0.00 | 0.00 | 0.00 | 0.00 |
| 10E070 | 1100 | 1110 | 00 | 000000 | 0.00 | 0.00 | 0.00 | 0.00 | 0.00 | 0.00 |
| 10E343 | 1100 | 1110 | 00 | 000000 | 80,000.00 | 6,800.50 | 80,252.84 | 0.00 | 0.00 | -252.84 |
| 10E470 | 1100 | 1110 | 00 | 470000 | 13,440.00 | 0.00 | 24,279.67 | 0.00 | 0.00 | -10,839.67 |
| 10E070 | 1100 | 1200 | 00 | 000000 | 0.00 | 0.00 | 0.00 | 0.00 | 0.00 | 0.00 |
| 10E190 | 1100 | 1200 | 00 | 190000 | 0.00 | 0.00 | 0.00 | 0.00 | 0.00 | 0.00 |
| 10E340 | 1100 | 1200 | 00 | 340000 | 1,000.00 | 40.00 | 827.50 | 0.00 | 0.00 | 172.50 |
| 10E343 | 1100 | 1200 | 00 | 000000 | 0.00 | 0.00 | 0.00 | 0.00 | 0.00 | 0.00 |
| 10E343 | 1100 | 1210 | 00 | 000000 | 0.00 | 0.00 | 0.00 | 0.00 | 0.00 | 0.00 |
| 10E470 | 1100 | 1210 | 00 | 470000 | 0.00 | 0.00 | 0.00 | 0.00 | 0.00 | 0.00 |
| 10E--- | 1100 | 1--- | -- | ----- | 488,840.00 | 28,574.34 | 465,627.71 | 0.00 | 0.00 | 23,212.29 |
| 10E343 | 1100 | 2100 | 00 | 000000 | 0.00 | 0.00 | 0.00 | 0.00 | 0.00 | 0.00 |
| 10E030 | 1100 | 2110 | 00 | 000000 | 0.00 | 0.00 | 0.00 | 0.00 | 0.00 | 0.00 |
| 10E060 | 1100 | 2110 | 00 | 000000 | 0.00 | 0.00 | 0.00 | 0.00 | 0.00 | 0.00 |
| 10E070 | 1100 | 2110 | 00 | 000000 | 2.00 | 0.00 | 1.50 | 0.00 | 0.00 | 0.50 |
| 10E190 | 1100 | 2110 | 00 | 190000 | 0.00 | 0.00 | 0.00 | 0.00 | 0.00 | 0.00 |
| 10E340 | 1100 | 2110 | 00 | 000000 | 0.00 | 0.00 | 0.00 | 0.00 | 0.00 | 0.00 |
| 10E340 | 1100 | 2110 | 00 | 340000 | 150.00 | 4.50 | 147.92 | 0.00 | 0.00 | 2.08 |
| 10E342 | 1100 | 2110 | 00 | 000000 | 2,987.00 | 0.00 | 0.00 | 0.00 | 0.00 | 2,987.00 |
| 10E343 | 1100 | 2110 | 00 | 000000 | 55,000.00 | 4,724.31 | 51,767.10 | 0.00 | 0.00 | 3,232.90 |
| 10E470 | 1100 | 2110 | 00 | 470000 | 28,000.00 | 369.24 | 24,318.11 | 0.00 | 0.00 | 3,681.89 |
| 10E470 | 1100 | 2130 | 00 | 470000 | 0.00 | 0.00 | 0.00 | 0.00 | 0.00 | 0.00 |
| 10E070 | 1100 | 2200 | 00 | 000000 | 0.00 | 0.00 | 0.00 | 0.00 | 0.00 | 0.00 |
| 10E340 | 1100 | 2200 | 00 | 000000 | 0.00 | 0.00 | 0.00 | 0.00 | 0.00 | 0.00 |
| 10E342 | 1100 | 2200 | 00 | 000000 | 0.00 | 0.00 | 0.00 | 0.00 | 0.00 | 0.00 |

| Account Level | | | | 2022-23 | June 2022-23 | 2022-23 | 2022-23 | Encumbered | 2022-23 | |
|---------------|------|------|-----------|--------------------------------|--------------|------------------|---------------|----------------|---------|-----------------|
| FDTLOC | FUNC | OBJ | SJ | Description | Budget | Monthly Activity | FYTD Activity | Batch Activity | Amount | Available Funds |
| 10E343 | 1100 | 2200 | 00 000000 | ESSER III INSTRUCT. INSURANCE | 26,000.00 | 2,283.84 | 25,897.20 | 0.00 | 0.00 | 102.80 |
| 10E343 | 1100 | 2210 | 00 000000 | ESSER III AIDE/ASST INSURANCE | 0.00 | 0.00 | 0.00 | 0.00 | 0.00 | 0.00 |
| 10E--- | 1100 | 2--- | -- ----- | | 112,139.00 | 7,381.89 | 102,131.83 | 0.00 | 0.00 | 10,007.17 |
| 10E060 | 1100 | 3190 | 00 000000 | Fine Arts Pur Serv | 0.00 | 0.00 | 0.00 | 0.00 | 0.00 | 0.00 |
| 10E070 | 1100 | 3190 | 00 000000 | 21st Century Student Pur Serv | 0.00 | 0.00 | 0.00 | 0.00 | 0.00 | 0.00 |
| 10E340 | 1100 | 3190 | 00 340000 | ESSER Purchase Services | 0.00 | 0.00 | 0.00 | 0.00 | 0.00 | 0.00 |
| 10E342 | 1100 | 3190 | 00 000000 | ESSER II Purchased Services | 87,000.00 | 0.00 | 86,142.17 | 0.00 | 0.00 | 857.83 |
| 10E343 | 1100 | 3190 | 00 000000 | ESSER III PURCHASED SERVICES | 0.00 | 0.00 | 0.00 | 0.00 | 0.00 | 0.00 |
| 10E370 | 1100 | 3190 | 00 370000 | Digital Equity Pur Serv | 68,000.00 | 0.00 | 67,596.00 | 0.00 | 0.00 | 404.00 |
| 10E470 | 1100 | 3190 | 00 470000 | 21st Century Pur Serv | 18,000.00 | 702.00 | 18,615.00 | 0.00 | 0.00 | -615.00 |
| 10E680 | 1100 | 3190 | 00 680000 | CarrieWinters Math/Sci Pur Ser | 0.00 | 0.00 | 0.00 | 0.00 | 0.00 | 0.00 |
| 10E730 | 1100 | 3190 | 00 730000 | JFF Purchased Services | 8,500.00 | 0.00 | 8,372.00 | 0.00 | 0.00 | 128.00 |
| 10E060 | 1100 | 3230 | 00 000000 | Fine Art Rep Maint | 0.00 | 0.00 | 0.00 | 0.00 | 0.00 | 0.00 |
| 10E730 | 1100 | 3320 | 00 730000 | JFF Travel | 0.00 | 0.00 | 0.00 | 0.00 | 0.00 | 0.00 |
| 10E--- | 1100 | 3--- | -- ----- | | 181,500.00 | 702.00 | 180,725.17 | 0.00 | 0.00 | 774.83 |
| 10E030 | 1100 | 4100 | 00 000000 | Fuel Up 60 Supplies | 0.00 | 0.00 | 0.00 | 0.00 | 0.00 | 0.00 |
| 10E060 | 1100 | 4100 | 00 000000 | Fine Arts Supplies | 0.00 | 0.00 | 0.00 | 0.00 | 0.00 | 0.00 |
| 10E070 | 1100 | 4100 | 00 000000 | 21st Century supplies | 0.00 | 0.00 | -2,728.83 | 0.00 | 0.00 | 2,728.83 |
| 10E340 | 1100 | 4100 | 00 340000 | ESSER Supplies | 0.00 | 0.00 | 0.00 | 0.00 | 0.00 | 0.00 |
| 10E342 | 1100 | 4100 | 00 000000 | ESSER II Supplies | 7,816.00 | 1,015.00 | 5,231.39 | 0.00 | 0.00 | 2,584.61 |
| 10E343 | 1100 | 4100 | 00 000000 | ESSER III SUPPLIES | 1,000.00 | 0.00 | 411.81 | 0.00 | 0.00 | 588.19 |
| 10E345 | 1100 | 4100 | 00 345000 | ARP McKinney Vento Supplies | 2,671.00 | 0.00 | 1,233.66 | 0.00 | 0.00 | 1,437.34 |
| 10E370 | 1100 | 4100 | 00 370000 | Digital Equity - Supplies | 13,500.00 | 0.00 | 13,469.60 | 0.00 | 0.00 | 30.40 |
| 10E470 | 1100 | 4100 | 00 470000 | 21st Century Supplies | 3,751.00 | 588.55 | 3,488.71 | 0.00 | -588.55 | 850.84 |
| 10E680 | 1100 | 4100 | 00 680000 | CarrieWinters Math/Sci Supp | 0.00 | 0.00 | 0.00 | 0.00 | 0.00 | 0.00 |
| 10E730 | 1100 | 4100 | 00 730000 | JFF SUPPLIES | 350.00 | 0.00 | 334.47 | 0.00 | 0.00 | 15.53 |
| 10E--- | 1100 | 4--- | -- ----- | | 29,088.00 | 1,603.55 | 21,440.81 | 0.00 | -588.55 | 8,235.74 |
| 10E060 | 1100 | 5500 | 00 000000 | Fine Arts Equip | 0.00 | 0.00 | 0.00 | 0.00 | 0.00 | 0.00 |
| 10E190 | 1100 | 5500 | 00 190000 | Title VI Rural Ed Equip | 0.00 | 0.00 | 0.00 | 0.00 | 0.00 | 0.00 |
| 10E340 | 1100 | 5500 | 00 340000 | ESSER Equipment | 0.00 | 0.00 | 0.00 | 0.00 | 0.00 | 0.00 |
| 10E342 | 1100 | 5500 | 00 000000 | ESSER II Equipment | 40,000.00 | 12,173.00 | 17,561.00 | 0.00 | 0.00 | 22,439.00 |
| 10E370 | 1100 | 5500 | 00 370000 | Digital Equity - Equipment | 0.00 | 0.00 | 0.00 | 0.00 | 0.00 | 0.00 |
| 10E470 | 1100 | 5500 | 00 470000 | 21st Century Equip | 0.00 | 0.00 | 0.00 | 0.00 | 0.00 | 0.00 |
| 10E--- | 1100 | 5--- | -- ----- | | 40,000.00 | 12,173.00 | 17,561.00 | 0.00 | 0.00 | 22,439.00 |
| 10E015 | 1105 | 3260 | 00 000000 | ELC Postage | 0.00 | 0.00 | 0.00 | 0.00 | 0.00 | 0.00 |
| 10E--- | 1105 | 3--- | -- ----- | | 0.00 | 0.00 | 0.00 | 0.00 | 0.00 | 0.00 |
| 10E015 | 1105 | 4100 | 00 000000 | Early Learning Center Supplies | 0.00 | 0.00 | 0.00 | 0.00 | 0.00 | 0.00 |
| 10E015 | 1105 | 4700 | 00 000000 | Early Learning Center Software | 0.00 | 0.00 | 0.00 | 0.00 | 0.00 | 0.00 |
| 10E--- | 1105 | 4--- | -- ----- | | 0.00 | 0.00 | 0.00 | 0.00 | 0.00 | 0.00 |
| 10E015 | 1105 | 5500 | 00 000000 | Early Learning Center Equipm | 0.00 | 0.00 | 0.00 | 0.00 | 0.00 | 0.00 |

| Account Level | | | | | 2022-23 | June 2022-23 | 2022-23 | 2022-23 | Encumbered | 2022-23 |
|---------------|------|------|----|-------------|------------------------------|------------------|---------------|----------------|------------|-----------------|
| FDTLOC | FUNC | OBJ | SJ | Description | Budget | Monthly Activity | FYTD Activity | Batch Activity | Amount | Available Funds |
| 10E015 | 1105 | 5500 | 61 | 000000 | ELC Computer Equipment | 0.00 | 0.00 | 0.00 | 0.00 | 0.00 |
| 10E--- | 1105 | 5--- | -- | ----- | | 0.00 | 0.00 | 0.00 | 0.00 | 0.00 |
| 10E020 | 1110 | 1100 | 00 | 000000 | RCES Teach Sal | 2,255,000.00 | 147,322.46 | 2,194,066.87 | 0.00 | 60,933.13 |
| 10E030 | 1110 | 1100 | 00 | 000000 | WRES Teach Sal | 0.00 | 0.00 | 0.00 | 0.00 | 0.00 |
| 10E160 | 1110 | 1100 | 00 | 160000 | Ed Jobs Fund Sal | 0.00 | 0.00 | 0.00 | 0.00 | 0.00 |
| 10E020 | 1110 | 1110 | 00 | 000000 | RCES Aide/TA Sal | 0.00 | 0.00 | 0.00 | 0.00 | 0.00 |
| 10E030 | 1110 | 1110 | 00 | 000000 | WRES Aid/TAR Sal | 0.00 | 0.00 | 0.00 | 0.00 | 0.00 |
| 10E020 | 1110 | 1200 | 00 | 000000 | RCES Sub Teach Sal | 210,000.00 | 15,574.89 | 201,301.26 | 0.00 | 8,698.74 |
| 10E030 | 1110 | 1200 | 00 | 000000 | WRES Sub Teach Sal | 0.00 | 0.00 | 0.00 | 0.00 | 0.00 |
| 10E020 | 1110 | 1210 | 00 | 000000 | RCES Sub Teach Aide Sal | 14,000.00 | 3,080.00 | 20,073.00 | 0.00 | -6,073.00 |
| 10E--- | 1110 | 1--- | -- | ----- | | 2,479,000.00 | 165,977.35 | 2,415,441.13 | 0.00 | 63,558.87 |
| 10E020 | 1110 | 2110 | 00 | 000000 | RCES TRS | 275,000.00 | 22,317.56 | 274,983.27 | 0.00 | 16.73 |
| 10E030 | 1110 | 2110 | 00 | 000000 | WRES TRS | 0.00 | 0.00 | 0.00 | 0.00 | 0.00 |
| 10E160 | 1110 | 2110 | 00 | 160000 | Ed Jobs Fund TRS | 0.00 | 0.00 | 0.00 | 0.00 | 0.00 |
| 10E020 | 1110 | 2130 | 00 | 000000 | RCES | 0.00 | 0.00 | 0.00 | 0.00 | 0.00 |
| 10E020 | 1110 | 2200 | 00 | 000000 | RCES Ins Benefit | 316,000.00 | 21,514.40 | 316,330.54 | 0.00 | -330.54 |
| 10E030 | 1110 | 2200 | 00 | 000000 | WRES Ins Ben | 0.00 | 0.00 | 0.00 | 0.00 | 0.00 |
| 10E160 | 1110 | 2200 | 00 | 160000 | Ed Jobs Fund Ben | 0.00 | 0.00 | 0.00 | 0.00 | 0.00 |
| 10E020 | 1110 | 2300 | 00 | 000000 | RCES Tuition Reimbursement | 0.00 | 0.00 | 0.00 | 0.00 | 0.00 |
| 10E--- | 1110 | 2--- | -- | ----- | | 591,000.00 | 43,831.96 | 591,313.81 | 0.00 | -313.81 |
| 10E020 | 1110 | 3190 | 00 | 000000 | RCES Pur Ser Agreements | 35,000.00 | 102.00 | 35,148.69 | 0.00 | -148.69 |
| 10E020 | 1110 | 3190 | 31 | 000000 | RCES Stem Purchased Services | 0.00 | 0.00 | 0.00 | 0.00 | 0.00 |
| 10E030 | 1110 | 3190 | 00 | 000000 | WRES Pur Serv | 0.00 | 0.00 | 0.00 | 0.00 | 0.00 |
| 10E670 | 1110 | 3190 | 00 | 000000 | Tiger Safari Pur Serv | 0.00 | 0.00 | 0.00 | 0.00 | 0.00 |
| 10E020 | 1110 | 3230 | 00 | 000000 | RCES Repair/Maintenance | 500.00 | 0.00 | 31.53 | 0.00 | 468.47 |
| 10E020 | 1110 | 3230 | 61 | 000000 | RCES Computer Rep/Maint | 500.00 | 0.00 | 0.00 | 0.00 | 500.00 |
| 10E030 | 1110 | 3230 | 00 | 000000 | WRES Rep.Main | 0.00 | 0.00 | 0.00 | 0.00 | 0.00 |
| 10E030 | 1110 | 3230 | 61 | 000000 | WRES Computer Rep/Maint | 0.00 | 0.00 | 0.00 | 0.00 | 0.00 |
| 10E020 | 1110 | 3240 | 00 | 000000 | RCES Copier Repair | 2,500.00 | 0.00 | 1,280.00 | 0.00 | 1,220.00 |
| 10E030 | 1110 | 3240 | 00 | 000000 | WRES Copier Rep Maint | 0.00 | 0.00 | 0.00 | 0.00 | 0.00 |
| 10E020 | 1110 | 3260 | 00 | 000000 | RCES Postage | 0.00 | 0.00 | 0.00 | 0.00 | 0.00 |
| 10E030 | 1110 | 3260 | 00 | 000000 | WRES Postage | 0.00 | 0.00 | 0.00 | 0.00 | 0.00 |
| 10E020 | 1110 | 3320 | 00 | 000000 | RCES Travel | 500.00 | 0.00 | 0.00 | 0.00 | 500.00 |
| 10E030 | 1110 | 3320 | 00 | 000000 | WRES TRAVEL | 0.00 | 0.00 | 0.00 | 0.00 | 0.00 |
| 10E020 | 1110 | 3400 | 00 | 000000 | RCES Internet | 0.00 | 0.00 | 0.00 | 0.00 | 0.00 |
| 10E030 | 1110 | 3400 | 00 | 000000 | WRES Internet | 0.00 | 0.00 | 0.00 | 0.00 | 0.00 |
| 10E--- | 1110 | 3--- | -- | ----- | | 39,000.00 | 102.00 | 36,460.22 | 0.00 | 2,539.78 |
| 10E020 | 1110 | 4100 | 00 | 000000 | RCES Supplies | 58,000.00 | 47.80 | 59,330.60 | 0.00 | -1,330.60 |
| 10E020 | 1110 | 4100 | 02 | 000000 | RCES Art Supplies | 7,165.00 | 0.00 | 2,768.85 | 0.00 | 4,396.15 |
| 10E020 | 1110 | 4100 | 05 | 000000 | RCES Read 180 Supp | 0.00 | 0.00 | 0.00 | 0.00 | 0.00 |

103

| Account Level | | | | 2022-23 | June 2022-23 | 2022-23 | 2022-23 | Encumbered | 2022-23 | |
|---------------|------|------|----|-------------|----------------------------|------------------|---------------|----------------|----------|-----------------|
| FDTLOC | FUNC | OBJ | SJ | Description | Budget | Monthly Activity | FYTD Activity | Batch Activity | Amount | Available Funds |
| 10E020 | 1110 | 4100 | 06 | 000000 | RCES Spanish Supplies | 0.00 | 0.00 | 0.00 | 0.00 | 0.00 |
| 10E020 | 1110 | 4100 | 12 | 000000 | RCES Music Supplies | 1,500.00 | 0.00 | 1,346.21 | 0.00 | 153.79 |
| 10E020 | 1110 | 4100 | 13 | 000000 | RCES Science Supp | 5,000.00 | 2.99 | 4,474.66 | 0.00 | 525.34 |
| 10E020 | 1110 | 4100 | 31 | 000000 | RCES Stem Supplies | 0.00 | 0.00 | 0.00 | 0.00 | 0.00 |
| 10E020 | 1110 | 4100 | 50 | 000000 | RCES PE Supplies | 1,300.00 | 0.00 | 1,263.33 | 0.00 | 36.67 |
| 10E020 | 1110 | 4100 | 61 | 000000 | RCES Computer Supplies | 6,000.00 | 0.00 | 5,301.17 | 0.00 | 698.83 |
| 10E030 | 1110 | 4100 | 00 | 000000 | WRES Supplies | 0.00 | 0.00 | 0.00 | 0.00 | 0.00 |
| 10E030 | 1110 | 4100 | 02 | 000000 | WRES Art Supp | 0.00 | 0.00 | 0.00 | 0.00 | 0.00 |
| 10E030 | 1110 | 4100 | 12 | 000000 | WRES Music Supp | 0.00 | 0.00 | 0.00 | 0.00 | 0.00 |
| 10E030 | 1110 | 4100 | 50 | 000000 | WRES PE Supp | 0.00 | 0.00 | 0.00 | 0.00 | 0.00 |
| 10E030 | 1110 | 4100 | 61 | 000000 | WRES Computer Supp | 0.00 | 0.00 | 0.00 | 0.00 | 0.00 |
| 10E190 | 1110 | 4100 | 00 | 190000 | Title VI Rural Ed Supp | 0.00 | 0.00 | 0.00 | 0.00 | 0.00 |
| 10E270 | 1110 | 4100 | 00 | 270000 | Title I S&A Supplies | 0.00 | 0.00 | 0.00 | 0.00 | 0.00 |
| 10E670 | 1110 | 4100 | 00 | 670000 | Tiger Safari Supp | 0.00 | 0.00 | 0.00 | 0.00 | 0.00 |
| 10E020 | 1110 | 4110 | 00 | 000000 | RCES Instructional Supp | 200.00 | 0.00 | 0.00 | 0.00 | 200.00 |
| 10E020 | 1110 | 4130 | 00 | 000000 | RCES ID Badge Supp | 0.00 | 0.00 | 0.00 | 0.00 | 0.00 |
| 10E020 | 1110 | 4200 | 00 | 000000 | RCES New Textbooks | 1,000.00 | 0.00 | 0.00 | 1,000.00 | 0.00 |
| 10E030 | 1110 | 4200 | 00 | 000000 | WRES New Textbooks | 0.00 | 0.00 | 0.00 | 0.00 | 0.00 |
| 10E020 | 1110 | 4210 | 00 | 000000 | RCES Replacement Textbks | 250.00 | 0.00 | 0.00 | 0.00 | 250.00 |
| 10E030 | 1110 | 4210 | 00 | 000000 | WRES Replacement Textbooks | 0.00 | 0.00 | 0.00 | 0.00 | 0.00 |
| 10E020 | 1110 | 4220 | 00 | 000000 | RCES Workbooks | 0.00 | 0.00 | 0.00 | 0.00 | 0.00 |
| 10E030 | 1110 | 4220 | 00 | 000000 | WRES Workbooks | 0.00 | 0.00 | 0.00 | 0.00 | 0.00 |
| 10E020 | 1110 | 4240 | 00 | 000000 | RCES Copier Paper/Toner | 9,000.00 | 0.00 | 14,532.95 | 0.00 | -5,532.95 |
| 10E030 | 1110 | 4240 | 00 | 000000 | WRES Copier Paper/Toner | 0.00 | 0.00 | 0.00 | 0.00 | 0.00 |
| 10E020 | 1110 | 4250 | 00 | 000000 | RCES Copier Parts | 8,000.00 | 0.00 | 6,239.00 | 0.00 | 1,761.00 |
| 10E030 | 1110 | 4250 | 00 | 000000 | WRES Copier Parts | 0.00 | 0.00 | 0.00 | 0.00 | 0.00 |
| 10E020 | 1110 | 4700 | 00 | 000000 | RCES Software | 10,000.00 | 0.00 | 6,563.99 | 0.00 | 3,436.01 |
| 10E030 | 1110 | 4700 | 00 | 000000 | WRES Software | 0.00 | 0.00 | 0.00 | 0.00 | 0.00 |
| 10E--- | 1110 | 4--- | -- | ----- | | 107,415.00 | 50.79 | 101,820.76 | 1,000.00 | 4,594.24 |
| 10E020 | 1110 | 5500 | 00 | 000000 | RCES Equipment | 9,000.00 | 0.00 | 8,261.99 | 0.00 | 738.01 |
| 10E020 | 1110 | 5500 | 31 | 000000 | RCES Stem Equipment | 0.00 | 0.00 | 0.00 | 0.00 | 0.00 |
| 10E020 | 1110 | 5500 | 61 | 000000 | RCES Computer Equipment | 0.00 | 0.00 | 599.99 | 0.00 | -599.99 |
| 10E030 | 1110 | 5500 | 00 | 000000 | WRES Equip | 0.00 | 0.00 | 0.00 | 0.00 | 0.00 |
| 10E030 | 1110 | 5500 | 61 | 000000 | WRES Computer Equip | 0.00 | 0.00 | 0.00 | 0.00 | 0.00 |
| 10E--- | 1110 | 5--- | -- | ----- | | 9,000.00 | 0.00 | 8,861.98 | 0.00 | 138.02 |
| 10E040 | 1120 | 1100 | 00 | 000000 | RCMS Teach Sal | 1,355,000.00 | 77,323.91 | 1,303,180.29 | 0.00 | 51,819.71 |
| 10E160 | 1120 | 1100 | 00 | 160000 | Ed Jobs Fund Sal | 0.00 | 0.00 | 0.00 | 0.00 | 0.00 |
| 10E040 | 1120 | 1110 | 00 | 000000 | RCMS TA/Aide Sal | 60,000.00 | 6,100.72 | 60,125.20 | 0.00 | -125.20 |
| 10E040 | 1120 | 1200 | 00 | 000000 | RCMS Sub Teach Sal | 60,000.00 | 2,170.00 | 56,277.48 | 0.00 | 3,722.52 |
| 10E040 | 1120 | 1210 | 00 | 000000 | RCMS Sub TA/Aide Sal | 1,000.00 | 105.00 | 1,582.00 | 0.00 | -582.00 |

| Account Level | | | | 2022-23 | June 2022-23 | 2022-23 | 2022-23 | Encumbered | 2022-23 | |
|---------------|------|------|-----------|--------------------------------|--------------|------------------|---------------|----------------|---------|-----------------|
| FDTLOC | FUNC | OBJ | SJ | Description | Budget | Monthly Activity | FYTD Activity | Batch Activity | Amount | Available Funds |
| 10E040 | 1120 | 1400 | 00 000000 | Bass Tutoring Salary | 0.00 | 0.00 | 0.00 | 0.00 | 0.00 | 0.00 |
| 10E--- | 1120 | 1--- | -- | | 1,476,000.00 | 85,699.63 | 1,421,164.97 | 0.00 | 0.00 | 54,835.03 |
| 10E040 | 1120 | 2110 | 00 000000 | RCMS TRS | 165,000.00 | 16,346.17 | 164,604.35 | 0.00 | 0.00 | 395.65 |
| 10E160 | 1120 | 2110 | 00 160000 | Ed Jobs Fund TRS | 0.00 | 0.00 | 0.00 | 0.00 | 0.00 | 0.00 |
| 10E040 | 1120 | 2130 | 00 000000 | | 0.00 | 0.00 | 0.00 | 0.00 | 0.00 | 0.00 |
| 10E160 | 1120 | 2130 | 00 160000 | | 0.00 | 0.00 | 0.00 | 0.00 | 0.00 | 0.00 |
| 10E040 | 1120 | 2200 | 00 000000 | RCMS Ins Benefit | 220,000.00 | 14,448.64 | 217,956.16 | 0.00 | 0.00 | 2,043.84 |
| 10E160 | 1120 | 2200 | 00 160000 | Ed Jobs Fund Ben | 0.00 | 0.00 | 0.00 | 0.00 | 0.00 | 0.00 |
| 10E040 | 1120 | 2300 | 00 000000 | RCES Tuition Reimbursement | 0.00 | 0.00 | 0.00 | 0.00 | 0.00 | 0.00 |
| 10E--- | 1120 | 2--- | -- | | 385,000.00 | 30,794.81 | 382,560.51 | 0.00 | 0.00 | 2,439.49 |
| 10E040 | 1120 | 3190 | 00 000000 | RCMS Pur Serv Agreements | 15,000.00 | 0.00 | 13,132.05 | 0.00 | 0.00 | 1,867.95 |
| 10E040 | 1120 | 3190 | 05 000000 | RCMS Lang Arts Purchase Servic | 0.00 | 0.00 | 0.00 | 0.00 | 0.00 | 0.00 |
| 10E040 | 1120 | 3190 | 11 000000 | RCMS Math Pur Serv | 0.00 | 0.00 | 0.00 | 0.00 | 0.00 | 0.00 |
| 10E040 | 1120 | 3190 | 61 000000 | RCMS Comp Pur Serv | 0.00 | 0.00 | 0.00 | 0.00 | 0.00 | 0.00 |
| 10E730 | 1120 | 3190 | 00 730000 | JFF Tech Pur Serv | 0.00 | 0.00 | 0.00 | 0.00 | 0.00 | 0.00 |
| 10E040 | 1120 | 3230 | 00 000000 | RCMS Repair/Maintenance | 0.00 | 0.00 | 0.00 | 0.00 | 0.00 | 0.00 |
| 10E040 | 1120 | 3230 | 61 000000 | RCMS Computer Rep/Maint | 1,500.00 | 0.00 | 0.00 | 0.00 | 0.00 | 1,500.00 |
| 10E040 | 1120 | 3240 | 00 000000 | RCMS Copier Repair ONLY | 400.00 | 0.00 | 0.00 | 0.00 | 0.00 | 400.00 |
| 10E040 | 1120 | 3260 | 00 000000 | RCMS Postage | 0.00 | 0.00 | 0.00 | 0.00 | 0.00 | 0.00 |
| 10E040 | 1120 | 3320 | 00 000000 | RCMS Travel | 100.00 | 0.00 | 0.00 | 0.00 | 0.00 | 100.00 |
| 10E040 | 1120 | 3400 | 00 000000 | RCMS Internet | 0.00 | 0.00 | 0.00 | 0.00 | 0.00 | 0.00 |
| 10E--- | 1120 | 3--- | -- | | 17,000.00 | 0.00 | 13,132.05 | 0.00 | 0.00 | 3,867.95 |
| 10E040 | 1120 | 4100 | 00 000000 | RCMS Gen Classroom Supp | 3,500.00 | 2,874.27 | 4,949.15 | 0.00 | 0.00 | -1,449.15 |
| 10E040 | 1120 | 4100 | 02 000000 | RCMS Art Supplies | 2,000.00 | 0.00 | 1,974.14 | 0.00 | 0.00 | 25.86 |
| 10E040 | 1120 | 4100 | 05 000000 | RCMS Lang Art Supp | 650.00 | 0.00 | 147.64 | 0.00 | 0.00 | 502.36 |
| 10E040 | 1120 | 4100 | 08 000000 | RCMS Health Class Supp | 0.00 | 0.00 | 0.00 | 0.00 | 0.00 | 0.00 |
| 10E040 | 1120 | 4100 | 10 000000 | RCMS Enrichment Class Supplies | 250.00 | 0.00 | 251.75 | 0.00 | 0.00 | -1.75 |
| 10E040 | 1120 | 4100 | 11 000000 | RCMS Math Supplies | 1,000.00 | 0.00 | 482.60 | 0.00 | 0.00 | 517.40 |
| 10E040 | 1120 | 4100 | 12 000000 | RCMS Band Supp | 2,400.00 | 0.00 | 2,741.00 | -341.00 | 0.00 | 0.00 |
| 10E040 | 1120 | 4100 | 13 000000 | RCMS Science Supplies | 2,000.00 | 106.74 | 1,893.52 | 0.00 | 0.00 | 106.48 |
| 10E040 | 1120 | 4100 | 15 000000 | RCMS Social Studies Supp | 1,050.00 | 0.00 | 734.89 | 0.00 | 0.00 | 315.11 |
| 10E040 | 1120 | 4100 | 50 000000 | RCMS PE Supplies | 1,300.00 | 0.00 | 1,323.97 | 0.00 | 0.00 | -23.97 |
| 10E040 | 1120 | 4100 | 61 000000 | RCMS Computer Supplies | 3,000.00 | 75.57 | 5,187.37 | 0.00 | 0.00 | -2,187.37 |
| 10E040 | 1120 | 4100 | 80 000000 | RCMS Chorus Supp | 0.00 | 0.00 | 0.00 | 0.00 | 0.00 | 0.00 |
| 10E120 | 1120 | 4100 | 00 120000 | Laptop Grant Instruc Supplies | 0.00 | 0.00 | 0.00 | 0.00 | 0.00 | 0.00 |
| 10E170 | 1120 | 4100 | 00 170000 | NCTM Math Supp | 0.00 | 0.00 | 0.00 | 0.00 | 0.00 | 0.00 |
| 10E730 | 1120 | 4100 | 00 730000 | JFF Tech Supp | 0.00 | 0.00 | 0.00 | 0.00 | 0.00 | 0.00 |
| 10E040 | 1120 | 4110 | 00 000000 | RCMS Intergraded Supp | 0.00 | 0.00 | 0.00 | 0.00 | 0.00 | 0.00 |
| 10E040 | 1120 | 4120 | 00 000000 | RCMS Read 180 Supplies | 0.00 | 0.00 | 0.00 | 0.00 | 0.00 | 0.00 |
| 10E040 | 1120 | 4130 | 00 000000 | RCMS ID Badge Supplies | 0.00 | 0.00 | 0.00 | 0.00 | 0.00 | 0.00 |

| Account Level | | | | 2022-23 | June 2022-23 | 2022-23 | 2022-23 | Encumbered | 2022-23 | |
|---------------|------|------|----|-------------|--------------------------|------------------|---------------|----------------|---------|-----------------|
| FDTLOC | FUNC | OBJ | SJ | Description | Budget | Monthly Activity | FYTD Activity | Batch Activity | Amount | Available Funds |
| 10E040 | 1120 | 4200 | 00 | 000000 | RCMS New Textbooks | 0.00 | 0.00 | 0.00 | 0.00 | 0.00 |
| 10E040 | 1120 | 4210 | 00 | 000000 | RCMS Replace Textbooks | 1,135.00 | 0.00 | 0.00 | 0.00 | 1,135.00 |
| 10E040 | 1120 | 4220 | 00 | 000000 | RCMS Workbooks | 0.00 | 0.00 | 0.00 | 0.00 | 0.00 |
| 10E040 | 1120 | 4230 | 00 | 000000 | RCMS A.R. Books | 0.00 | 0.00 | 0.00 | 0.00 | 0.00 |
| 10E040 | 1120 | 4240 | 00 | 000000 | RCMS Copier Riso Ppr/Tnr | 5,000.00 | 0.00 | 1,844.00 | 0.00 | 3,156.00 |
| 10E040 | 1120 | 4700 | 00 | 000000 | RCMS Software | 0.00 | 0.00 | 0.00 | 0.00 | 0.00 |
| 10E120 | 1120 | 4700 | 00 | 120000 | Laptop Grant Software | 0.00 | 0.00 | 0.00 | 0.00 | 0.00 |
| 10E040 | 1120 | 4900 | 00 | 000000 | RCMS PE Locks | 0.00 | 0.00 | 0.00 | 0.00 | 0.00 |
| 10E040 | 1120 | 4910 | 00 | 000000 | RCMS PE Uniforms | 7,500.00 | 0.00 | 7,345.00 | 0.00 | 155.00 |
| 10E--- | 1120 | 4--- | -- | ----- | 30,785.00 | 3,056.58 | 28,875.03 | -341.00 | 0.00 | 2,250.97 |
| 10E040 | 1120 | 5500 | 00 | 000000 | RCMS Equipment | 2,500.00 | 0.00 | 0.00 | 0.00 | 2,500.00 |
| 10E040 | 1120 | 5500 | 50 | 000000 | RCMS PE Equipment | 0.00 | 0.00 | 0.00 | 0.00 | 0.00 |
| 10E040 | 1120 | 5500 | 61 | 000000 | RCMS Computer Equipment | 0.00 | 0.00 | 969.00 | 0.00 | -969.00 |
| 10E040 | 1120 | 5500 | 80 | 000000 | RCMS Band & Chorus Equip | 2,400.00 | 0.00 | 2,059.00 | 341.00 | 0.00 |
| 10E120 | 1120 | 5500 | 00 | 120000 | Laptop Grant Equipment | 0.00 | 0.00 | 0.00 | 0.00 | 0.00 |
| 10E730 | 1120 | 5500 | 00 | 730000 | JFF Tech Equip | 0.00 | 0.00 | 0.00 | 0.00 | 0.00 |
| 10E--- | 1120 | 5--- | -- | ----- | 4,900.00 | 0.00 | 3,028.00 | 341.00 | 0.00 | 1,531.00 |
| 10E110 | 1125 | 1100 | 00 | 110000 | Pre K Teacher Salary | 215,823.00 | 16,596.88 | 213,650.78 | 0.00 | 2,172.22 |
| 10E210 | 1125 | 1100 | 00 | 210000 | Roe Pre K Teach Salary | 0.00 | 0.00 | 0.00 | 0.00 | 0.00 |
| 10E510 | 1125 | 1100 | 00 | 510000 | Pre K Teacher Salary | 0.00 | 0.00 | 0.00 | 0.00 | 0.00 |
| 10E110 | 1125 | 1110 | 00 | 110000 | Pre K Aide Salary | 115,000.00 | 9,497.12 | 108,437.28 | 0.00 | 6,562.72 |
| 10E210 | 1125 | 1110 | 00 | 210000 | ROE Pre K Aide Salary | 0.00 | 0.00 | 0.00 | 0.00 | 0.00 |
| 10E510 | 1125 | 1110 | 00 | 510000 | Pre K Aide Salary | 0.00 | 0.00 | 0.00 | 0.00 | 0.00 |
| 10E110 | 1125 | 1200 | 00 | 110000 | Pre K Sub Teach Salary | 15,000.00 | 117.50 | 15,401.36 | 0.00 | -401.36 |
| 10E210 | 1125 | 1200 | 00 | 210000 | ROE Pre K Sub Teach Sal | 0.00 | 0.00 | 0.00 | 0.00 | 0.00 |
| 10E510 | 1125 | 1200 | 00 | 510000 | Pre K Sub Teach Salary | 0.00 | 0.00 | 0.00 | 0.00 | 0.00 |
| 10E110 | 1125 | 1210 | 00 | 110000 | Pre K Sub Aide Salary | 4,200.00 | 0.00 | 3,157.00 | 0.00 | 1,043.00 |
| 10E210 | 1125 | 1210 | 00 | 210000 | ROE Pre K Sub Aide Sal | 0.00 | 0.00 | 0.00 | 0.00 | 0.00 |
| 10E510 | 1125 | 1210 | 00 | 510000 | Pre K Sub Aide Salary | 0.00 | 0.00 | 0.00 | 0.00 | 0.00 |
| 10E--- | 1125 | 1--- | -- | ----- | 350,023.00 | 26,211.50 | 340,646.42 | 0.00 | 0.00 | 9,376.58 |
| 10E110 | 1125 | 2110 | 00 | 110000 | Pre K TRS | 28,000.00 | 2,235.66 | 28,475.31 | 0.00 | -475.31 |
| 10E210 | 1125 | 2110 | 00 | 210000 | ROE Pre K TRS | 0.00 | 0.00 | 0.00 | 0.00 | 0.00 |
| 10E510 | 1125 | 2110 | 00 | 510000 | Pre K TRS | 0.00 | 0.00 | 0.00 | 0.00 | 0.00 |
| 10E110 | 1125 | 2130 | 00 | 110000 | | 0.00 | 0.00 | 0.00 | 0.00 | 0.00 |
| 10E210 | 1125 | 2130 | 00 | 210000 | | 0.00 | 0.00 | 0.00 | 0.00 | 0.00 |
| 10E110 | 1125 | 2200 | 00 | 110000 | Pre K Ins Ben | 75,000.00 | 4,562.88 | 74,043.06 | 0.00 | 956.94 |
| 10E210 | 1125 | 2200 | 00 | 210000 | ROE Pre K Ins Ben | 0.00 | 0.00 | 0.00 | 0.00 | 0.00 |
| 10E510 | 1125 | 2200 | 00 | 510000 | Pre K Ins Ben | 0.00 | 0.00 | -2,677.33 | 0.00 | 2,677.33 |
| 10E--- | 1125 | 2--- | -- | ----- | 103,000.00 | 6,798.54 | 99,841.04 | 0.00 | 0.00 | 3,158.96 |
| 10E110 | 1125 | 3190 | 00 | 110000 | Pre K Pur Serv | 1,990.00 | 0.00 | 1,990.00 | 0.00 | 0.00 |

| Account Level | | | | 2022-23 | June 2022-23 | 2022-23 | 2022-23 | Encumbered | 2022-23 | |
|---------------|------|------|----|-------------|--------------|------------------|---------------|----------------|---------|-----------------|
| FDTLOC | FUNC | OBJ | SJ | Description | Budget | Monthly Activity | FYTD Activity | Batch Activity | Amount | Available Funds |
| 10E510 | 1125 | 3190 | 00 | 510000 | 0.00 | 0.00 | 0.00 | 0.00 | 0.00 | 0.00 |
| 10E--- | 1125 | 3--- | -- | ----- | 1,990.00 | 0.00 | 1,990.00 | 0.00 | 0.00 | 0.00 |
| 10E110 | 1125 | 4100 | 00 | 110000 | 7,500.00 | 0.00 | 4,663.60 | 0.00 | 0.00 | 2,836.40 |
| 10E210 | 1125 | 4100 | 00 | 210000 | 0.00 | 0.00 | 0.00 | 0.00 | 0.00 | 0.00 |
| 10E510 | 1125 | 4100 | 00 | 510000 | 620.00 | 0.00 | 0.00 | 0.00 | 0.00 | 620.00 |
| 10E--- | 1125 | 4--- | -- | ----- | 8,120.00 | 0.00 | 4,663.60 | 0.00 | 0.00 | 3,456.40 |
| 10E110 | 1125 | 5500 | 00 | 110000 | 0.00 | 0.00 | 0.00 | 0.00 | 0.00 | 0.00 |
| 10E510 | 1125 | 5500 | 00 | 510000 | 0.00 | 0.00 | 0.00 | 0.00 | 0.00 | 0.00 |
| 10E--- | 1125 | 5--- | -- | ----- | 0.00 | 0.00 | 0.00 | 0.00 | 0.00 | 0.00 |
| 10E110 | 1125 | 6900 | 00 | 110000 | 0.00 | 0.00 | 0.00 | 0.00 | 0.00 | 0.00 |
| 10E510 | 1125 | 6900 | 00 | 510000 | 0.00 | 0.00 | 0.00 | 0.00 | 0.00 | 0.00 |
| 10E--- | 1125 | 6--- | -- | ----- | 0.00 | 0.00 | 0.00 | 0.00 | 0.00 | 0.00 |
| 10E050 | 1130 | 1100 | 00 | 000000 | 1,550,686.00 | 98,794.06 | 1,485,285.52 | 0.00 | 0.00 | 65,400.48 |
| 10E160 | 1130 | 1100 | 00 | 160000 | 0.00 | 0.00 | 0.00 | 0.00 | 0.00 | 0.00 |
| 10E050 | 1130 | 1110 | 00 | 000000 | 26,000.00 | 2,590.00 | 25,900.00 | 0.00 | 0.00 | 100.00 |
| 10E050 | 1130 | 1200 | 00 | 000000 | 40,000.00 | 3,547.29 | 46,269.41 | 0.00 | 0.00 | -6,269.41 |
| 10E050 | 1130 | 1210 | 00 | 000000 | 0.00 | 0.00 | 0.00 | 0.00 | 0.00 | 0.00 |
| 10E050 | 1130 | 1300 | 00 | 000000 | 0.00 | 0.00 | 0.00 | 0.00 | 0.00 | 0.00 |
| 10E--- | 1130 | 1--- | -- | ----- | 1,616,686.00 | 104,931.35 | 1,557,454.93 | 0.00 | 0.00 | 59,231.07 |
| 10E050 | 1130 | 2110 | 00 | 000000 | 187,000.00 | 15,705.67 | 186,216.63 | 0.00 | 0.00 | 783.37 |
| 10E160 | 1130 | 2110 | 00 | 160000 | 0.00 | 0.00 | 0.00 | 0.00 | 0.00 | 0.00 |
| 10E050 | 1130 | 2200 | 00 | 000000 | 262,000.00 | 16,346.72 | 260,832.09 | 0.00 | 0.00 | 1,167.91 |
| 10E160 | 1130 | 2200 | 00 | 160000 | 0.00 | 0.00 | 0.00 | 0.00 | 0.00 | 0.00 |
| 10E050 | 1130 | 2300 | 00 | 000000 | 0.00 | 0.00 | 0.00 | 0.00 | 0.00 | 0.00 |
| 10E--- | 1130 | 2--- | -- | ----- | 449,000.00 | 32,052.39 | 447,048.72 | 0.00 | 0.00 | 1,951.28 |
| 10E050 | 1130 | 3190 | 00 | 000000 | 40,000.00 | 0.00 | 36,476.26 | 0.00 | 0.00 | 3,523.74 |
| 10E050 | 1130 | 3190 | 06 | 000000 | 845.00 | 0.00 | 1,946.61 | 0.00 | 0.00 | -1,101.61 |
| 10E050 | 1130 | 3190 | 12 | 000000 | 1,510.00 | 0.00 | 852.34 | 0.00 | 0.00 | 657.66 |
| 10E050 | 1130 | 3190 | 13 | 000000 | 95.00 | 585.00 | 585.00 | 0.00 | 0.00 | -490.00 |
| 10E050 | 1130 | 3190 | 50 | 000000 | 0.00 | 0.00 | 0.00 | 0.00 | 0.00 | 0.00 |
| 10E050 | 1130 | 3190 | 60 | 000000 | 1,000.00 | 0.00 | 1,000.00 | 0.00 | 0.00 | 0.00 |
| 10E050 | 1130 | 3190 | 80 | 000000 | 6,026.00 | 0.00 | 5,855.34 | 70.66 | 0.00 | 100.00 |
| 10E290 | 1130 | 3190 | 00 | 290000 | 0.00 | 0.00 | 0.00 | 0.00 | 0.00 | 0.00 |
| 10E050 | 1130 | 3230 | 00 | 000000 | 750.00 | 0.00 | 0.00 | 0.00 | 0.00 | 750.00 |
| 10E050 | 1130 | 3230 | 02 | 000000 | 0.00 | 0.00 | 0.00 | 0.00 | 0.00 | 0.00 |
| 10E050 | 1130 | 3230 | 13 | 000000 | 500.00 | 0.00 | 0.00 | 0.00 | 0.00 | 500.00 |
| 10E050 | 1130 | 3230 | 61 | 000000 | 1,000.00 | 0.00 | 0.00 | 0.00 | 0.00 | 1,000.00 |
| 10E050 | 1130 | 3230 | 80 | 000000 | 3,355.00 | 0.00 | 3,005.24 | -250.24 | 0.00 | 600.00 |
| 10E050 | 1130 | 3240 | 00 | 000000 | 2,000.00 | 0.00 | 474.00 | 0.00 | 0.00 | 1,526.00 |
| 10E050 | 1130 | 3260 | 00 | 000000 | 0.00 | 0.00 | 0.00 | 0.00 | 0.00 | 0.00 |

| Account Level | | | | 2022-23 | June 2022-23 | 2022-23 | 2022-23 | Encumbered | 2022-23 | | |
|---------------|------|------|----|-------------|--------------------------------|------------------|---------------|----------------|---------|-----------------|-----------|
| FDTLOC | FUNC | OBJ | SJ | Description | Budget | Monthly Activity | FYTD Activity | Batch Activity | Amount | Available Funds | |
| 10E050 | 1130 | 3310 | 80 | 000000 | RCHS Summer Band Trip | 1,300.00 | 0.00 | 1,295.00 | 0.00 | 0.00 | 5.00 |
| 10E050 | 1130 | 3320 | 00 | 000000 | RCHS Travel | 2,000.00 | 0.00 | 486.94 | 0.00 | 0.00 | 1,513.06 |
| 10E050 | 1130 | 3320 | 12 | 000000 | RCHS Vocal Travel | 200.00 | 0.00 | 0.00 | 0.00 | 0.00 | 200.00 |
| 10E050 | 1130 | 3320 | 80 | 000000 | RCHS Band Travel | 1,250.00 | 0.00 | 1,065.12 | 0.00 | 0.00 | 184.88 |
| 10E050 | 1130 | 3400 | 00 | 000000 | RCHS Internet | 0.00 | 0.00 | 0.00 | 0.00 | 0.00 | 0.00 |
| 10E--- | 1130 | 3--- | -- | ----- | | 61,831.00 | 585.00 | 53,041.85 | -179.58 | 0.00 | 8,968.73 |
| 10E050 | 1130 | 4100 | 00 | 000000 | RCHS Gen Clsrm Supplies | 5,000.00 | 0.00 | 4,338.04 | -19.77 | 0.00 | 681.73 |
| 10E050 | 1130 | 4100 | 02 | 000000 | RCHS Art Supplies | 5,400.00 | 0.00 | 5,320.76 | 0.00 | 0.00 | 79.24 |
| 10E050 | 1130 | 4100 | 04 | 000000 | RCHS Yearbook Supplies | 1,500.00 | 0.00 | 0.00 | 0.00 | 0.00 | 1,500.00 |
| 10E050 | 1130 | 4100 | 05 | 000000 | RCHS Drama | 800.00 | 0.00 | 780.81 | 0.00 | 0.00 | 19.19 |
| 10E050 | 1130 | 4100 | 06 | 000000 | RCHS Foreign Lang Supp | 155.00 | 0.00 | 739.79 | 0.00 | 0.00 | -584.79 |
| 10E050 | 1130 | 4100 | 08 | 000000 | RCHS Health Supplies | 245.00 | 0.00 | 0.00 | 0.00 | 0.00 | 245.00 |
| 10E050 | 1130 | 4100 | 11 | 000000 | RCHS Math Supplies | 2,900.00 | 84.17 | 1,490.55 | 0.00 | 0.00 | 1,409.45 |
| 10E050 | 1130 | 4100 | 12 | 000000 | RCHS Vocal Music Supp | 1,190.00 | 0.00 | 1,054.91 | 0.00 | 0.00 | 135.09 |
| 10E050 | 1130 | 4100 | 13 | 000000 | RCHS Science Supplies | 6,350.00 | 94.87 | 4,086.73 | 0.00 | 0.00 | 2,263.27 |
| 10E050 | 1130 | 4100 | 15 | 000000 | RCHS Social Studies Supp | 1,215.00 | 0.00 | 971.85 | 0.00 | 0.00 | 243.15 |
| 10E050 | 1130 | 4100 | 28 | 000000 | RCHS Communications Supp | 810.00 | 0.00 | 778.81 | 0.00 | 0.00 | 31.19 |
| 10E050 | 1130 | 4100 | 50 | 000000 | RCHS PE Supplies | 3,000.00 | 0.00 | 2,962.65 | 0.00 | 0.00 | 37.35 |
| 10E050 | 1130 | 4100 | 60 | 000000 | RCHS Renaissance Supp | 3,000.00 | 0.00 | 2,000.00 | 0.00 | 0.00 | 1,000.00 |
| 10E050 | 1130 | 4100 | 61 | 000000 | RCHS Computer Supplies | 5,000.00 | 75.57 | 4,762.77 | 0.00 | 0.00 | 237.23 |
| 10E050 | 1130 | 4100 | 80 | 000000 | RCHS Instrum Music Supp | 1,600.00 | 0.00 | 972.93 | 153.63 | 0.00 | 473.44 |
| 10E050 | 1130 | 4100 | 90 | 000000 | RCHS Transition | 0.00 | 0.00 | 0.00 | 0.00 | 0.00 | 0.00 |
| 10E290 | 1130 | 4100 | 00 | 290000 | JFF Bio Med | 0.00 | 0.00 | 0.00 | 0.00 | 0.00 | 0.00 |
| 10E050 | 1130 | 4120 | 00 | 000000 | RCHS Read 180 Supplies | 0.00 | 0.00 | 0.00 | 0.00 | 0.00 | 0.00 |
| 10E050 | 1130 | 4130 | 00 | 000000 | RCHS ID Badge Supplies | 0.00 | 0.00 | 0.00 | 0.00 | 0.00 | 0.00 |
| 10E050 | 1130 | 4140 | 00 | 000000 | RCHS Temp Badge Supp | 0.00 | 0.00 | 0.00 | 0.00 | 0.00 | 0.00 |
| 10E050 | 1130 | 4200 | 00 | 000000 | RCHS New Textbooks | 1,000.00 | 0.00 | 922.95 | 0.00 | 0.00 | 77.05 |
| 10E050 | 1130 | 4210 | 00 | 000000 | RCHS Replacement Textbks | 0.00 | 0.00 | 0.00 | 0.00 | 0.00 | 0.00 |
| 10E050 | 1130 | 4220 | 00 | 000000 | RCHS Workbooks | 0.00 | 0.00 | 0.00 | 0.00 | 0.00 | 0.00 |
| 10E050 | 1130 | 4240 | 00 | 000000 | RCHS Copier Paper/Toner | 2,000.00 | 0.00 | 1,362.90 | 0.00 | 0.00 | 637.10 |
| 10E050 | 1130 | 4400 | 06 | 000000 | RCHS Foreign Language Subscrpt | 0.00 | 0.00 | 0.00 | 0.00 | 0.00 | 0.00 |
| 10E050 | 1130 | 4700 | 00 | 000000 | RCHS Software | 500.00 | 531.00 | 531.00 | 0.00 | 0.00 | -31.00 |
| 10E050 | 1130 | 4900 | 00 | 000000 | RCHS Student Locks | 0.00 | 0.00 | 0.00 | 0.00 | 0.00 | 0.00 |
| 10E050 | 1130 | 4910 | 00 | 000000 | RCHS PE Uniforms | 9,550.00 | 0.00 | 7,443.00 | 0.00 | 0.00 | 2,107.00 |
| 10E--- | 1130 | 4--- | -- | ----- | | 51,215.00 | 785.61 | 40,520.45 | 133.86 | 0.00 | 10,560.69 |
| 10E050 | 1130 | 5500 | 00 | 000000 | RCHS Equipment | 5,000.00 | 0.00 | 5.99 | 0.00 | 0.00 | 4,994.01 |
| 10E050 | 1130 | 5500 | 02 | 000000 | RCHS Art Equipment | 2,500.00 | 0.00 | 0.00 | 0.00 | 0.00 | 2,500.00 |
| 10E050 | 1130 | 5500 | 61 | 000000 | RCHS Computer Equipment | 2,000.00 | 0.00 | 1,272.83 | 0.00 | 0.00 | 727.17 |
| 10E050 | 1130 | 5500 | 80 | 000000 | RCHS Instru Music Equipment | 2,600.00 | 0.00 | 1,600.00 | 0.00 | 0.00 | 1,000.00 |
| 10E--- | 1130 | 5--- | -- | ----- | | 12,100.00 | 0.00 | 2,878.82 | 0.00 | 0.00 | 9,221.18 |

| Account Level | | | | | 2022-23 | June 2022-23 | 2022-23 | 2022-23 | Encumbered | 2022-23 |
|---------------|------|------|----|-------------|--------------|------------------|---------------|----------------|------------|-----------------|
| FDTLOC | FUNC | OBJ | SJ | Description | Budget | Monthly Activity | FYTD Activity | Batch Activity | Amount | Available Funds |
| 10E570 | 1140 | 1110 | 00 | 570000 | 0.00 | 0.00 | 0.00 | 0.00 | 0.00 | 0.00 |
| 10E--- | 1140 | 1--- | -- | ----- | 0.00 | 0.00 | 0.00 | 0.00 | 0.00 | 0.00 |
| 10E570 | 1140 | 2200 | 00 | 570000 | 0.00 | 0.00 | 0.00 | 0.00 | 0.00 | 0.00 |
| 10E--- | 1140 | 2--- | -- | ----- | 0.00 | 0.00 | 0.00 | 0.00 | 0.00 | 0.00 |
| 10E570 | 1140 | 4200 | 00 | 570000 | 0.00 | 0.00 | 0.00 | 0.00 | 0.00 | 0.00 |
| 10E--- | 1140 | 4--- | -- | ----- | 0.00 | 0.00 | 0.00 | 0.00 | 0.00 | 0.00 |
| 10E330 | 1170 | 1100 | 00 | 330000 | 97,000.00 | 9,834.34 | 96,477.15 | 0.00 | 0.00 | 522.85 |
| 10E530 | 1170 | 1100 | 00 | 530000 | 6,000.00 | 0.00 | 5,979.32 | 0.00 | 0.00 | 20.68 |
| 10E330 | 1170 | 1200 | 00 | 330000 | 2,000.00 | 120.00 | 1,050.00 | 0.00 | 0.00 | 950.00 |
| 10E530 | 1170 | 1200 | 00 | 530000 | 0.00 | 0.00 | 0.00 | 0.00 | 0.00 | 0.00 |
| 10E--- | 1170 | 1--- | -- | ----- | 105,000.00 | 9,954.34 | 103,506.47 | 0.00 | 0.00 | 1,493.53 |
| 10E330 | 1170 | 2110 | 00 | 330000 | 15,000.00 | 1,539.57 | 14,957.86 | 0.00 | 0.00 | 42.14 |
| 10E530 | 1170 | 2110 | 00 | 530000 | 1,400.00 | 0.00 | 1,362.88 | 0.00 | 0.00 | 37.12 |
| 10E330 | 1170 | 2200 | 00 | 330000 | 11,000.00 | 760.96 | 10,036.80 | 0.00 | 0.00 | 963.20 |
| 10E530 | 1170 | 2200 | 00 | 530000 | 0.00 | 0.00 | 2.00 | 0.00 | 0.00 | -2.00 |
| 10E--- | 1170 | 2--- | -- | ----- | 27,400.00 | 2,300.53 | 26,359.54 | 0.00 | 0.00 | 1,040.46 |
| 10E710 | 1180 | 3190 | 00 | 710000 | 0.00 | 0.00 | 0.00 | 0.00 | 0.00 | 0.00 |
| 10E--- | 1180 | 3--- | -- | ----- | 0.00 | 0.00 | 0.00 | 0.00 | 0.00 | 0.00 |
| 10E710 | 1180 | 4100 | 00 | 710000 | 2,500.00 | 0.00 | 2,428.48 | 0.00 | 0.00 | 71.52 |
| 10E--- | 1180 | 4--- | -- | ----- | 2,500.00 | 0.00 | 2,428.48 | 0.00 | 0.00 | 71.52 |
| 10E--- | 11-- | ---- | -- | ----- | 8,779,532.00 | 563,567.16 | 8,470,525.30 | 954.28 | -588.55 | 308,640.97 |
| 10E140 | 1203 | 1100 | 00 | 140000 | 0.00 | 0.00 | 0.00 | 0.00 | 0.00 | 0.00 |
| 10E140 | 1203 | 1110 | 00 | 140000 | 0.00 | 0.00 | 0.00 | 0.00 | 0.00 | 0.00 |
| 10E140 | 1203 | 1200 | 00 | 140000 | 0.00 | 0.00 | 0.00 | 0.00 | 0.00 | 0.00 |
| 10E140 | 1203 | 1210 | 00 | 140000 | 0.00 | 0.00 | 0.00 | 0.00 | 0.00 | 0.00 |
| 10E--- | 1203 | 1--- | -- | ----- | 0.00 | 0.00 | 0.00 | 0.00 | 0.00 | 0.00 |
| 10E140 | 1203 | 2110 | 00 | 140000 | 0.00 | 0.00 | 0.00 | 0.00 | 0.00 | 0.00 |
| 10E140 | 1203 | 2200 | 00 | 140000 | 0.00 | 0.00 | 0.00 | 0.00 | 0.00 | 0.00 |
| 10E--- | 1203 | 2--- | -- | ----- | 0.00 | 0.00 | 0.00 | 0.00 | 0.00 | 0.00 |
| 10E920 | 1203 | 3320 | 00 | 920000 | 0.00 | 0.00 | 0.00 | 0.00 | 0.00 | 0.00 |
| 10E--- | 1203 | 3--- | -- | ----- | 0.00 | 0.00 | 0.00 | 0.00 | 0.00 | 0.00 |
| 10E920 | 1203 | 4100 | 00 | 920000 | 0.00 | 0.00 | 0.00 | 0.00 | 0.00 | 0.00 |
| 10E920 | 1203 | 4200 | 00 | 920000 | 0.00 | 0.00 | 0.00 | 0.00 | 0.00 | 0.00 |
| 10E920 | 1203 | 4220 | 00 | 920000 | 0.00 | 0.00 | 0.00 | 0.00 | 0.00 | 0.00 |
| 10E--- | 1203 | 4--- | -- | ----- | 0.00 | 0.00 | 0.00 | 0.00 | 0.00 | 0.00 |
| 10E920 | 1203 | 5500 | 00 | 920000 | 0.00 | 0.00 | 0.00 | 0.00 | 0.00 | 0.00 |
| 10E--- | 1203 | 5--- | -- | ----- | 0.00 | 0.00 | 0.00 | 0.00 | 0.00 | 0.00 |
| 10E140 | 1204 | 1110 | 00 | 140000 | 225,000.00 | 18,271.96 | 225,992.16 | 0.00 | 0.00 | -992.16 |
| 10E140 | 1204 | 1200 | 00 | 140000 | 0.00 | 0.00 | 0.00 | 0.00 | 0.00 | 0.00 |
| 10E140 | 1204 | 1210 | 00 | 140000 | 13,500.00 | 367.50 | 10,625.00 | 0.00 | 0.00 | 2,875.00 |

| Account Level | | | | 2022-23 | June 2022-23 | 2022-23 | 2022-23 | Encumbered | 2022-23 | |
|---------------|------|------|----|--------------------------------|--------------|------------------|---------------|----------------|---------|-----------------|
| FDTLOC | FUNC | OBJ | SJ | Description | Budget | Monthly Activity | FYTD Activity | Batch Activity | Amount | Available Funds |
| 10E--- | 1204 | 1--- | -- | ----- | 238,500.00 | 18,639.46 | 236,617.16 | 0.00 | 0.00 | 1,882.84 |
| 10E140 | 1204 | 2110 | 00 | 140000 Prsnl Aide/Ast TRS | 0.00 | 0.00 | 9.00 | 0.00 | 0.00 | -9.00 |
| 10E140 | 1204 | 2130 | 00 | 140000 Prsnl Aide FICA | 0.00 | 0.00 | 0.00 | 0.00 | 0.00 | 0.00 |
| 10E140 | 1204 | 2200 | 00 | 140000 Prsnl Aide/Ast Ins Ben | 24,000.00 | 1,524.80 | 23,866.50 | 0.00 | 0.00 | 133.50 |
| 10E--- | 1204 | 2--- | -- | ----- | 24,000.00 | 1,524.80 | 23,875.50 | 0.00 | 0.00 | 124.50 |
| 10E920 | 1204 | 4100 | 00 | 920000 Ind Supp 504 status | 500.00 | 0.00 | 0.00 | 0.00 | 0.00 | 500.00 |
| 10E--- | 1204 | 4--- | -- | ----- | 500.00 | 0.00 | 0.00 | 0.00 | 0.00 | 500.00 |
| 10E920 | 1204 | 5500 | 00 | 920000 Ind Equip 504 Status | 1,000.00 | 0.00 | 0.00 | 0.00 | 0.00 | 1,000.00 |
| 10E--- | 1204 | 5--- | -- | ----- | 1,000.00 | 0.00 | 0.00 | 0.00 | 0.00 | 1,000.00 |
| 10E140 | 1205 | 1100 | 00 | 140000 LD Teacher Sal | 265,000.00 | 18,613.82 | 261,429.61 | 0.00 | 0.00 | 3,570.39 |
| 10E140 | 1205 | 1110 | 00 | 140000 LD Aide/Asst Sal | 0.00 | 0.00 | 0.00 | 0.00 | 0.00 | 0.00 |
| 10E140 | 1205 | 1200 | 00 | 140000 LD Sub Teacher Sal | 7,000.00 | 79.83 | 6,775.63 | 0.00 | 0.00 | 224.37 |
| 10E140 | 1205 | 1210 | 00 | 140000 LD Sub Aide/Asst Sal | 0.00 | 0.00 | 0.00 | 0.00 | 0.00 | 0.00 |
| 10E140 | 1205 | 1300 | 00 | 140000 Late Stay Salaries | 1,500.00 | 0.00 | 314.31 | 0.00 | 0.00 | 1,185.69 |
| 10E--- | 1205 | 1--- | -- | ----- | 273,500.00 | 18,693.65 | 268,519.55 | 0.00 | 0.00 | 4,980.45 |
| 10E140 | 1205 | 2110 | 00 | 140000 LD Teacher TRS | 27,000.00 | 1,995.88 | 25,704.27 | 0.00 | 0.00 | 1,295.73 |
| 10E140 | 1205 | 2200 | 00 | 140000 LD Insurance Ben | 42,000.00 | 3,040.00 | 41,538.70 | 0.00 | 0.00 | 461.30 |
| 10E--- | 1205 | 2--- | -- | ----- | 69,000.00 | 5,035.88 | 67,242.97 | 0.00 | 0.00 | 1,757.03 |
| 10E920 | 1205 | 3190 | 00 | 920000 LD Speaker Fee | 1,300.00 | 600.00 | 900.00 | 0.00 | 0.00 | 400.00 |
| 10E920 | 1205 | 3320 | 00 | 920000 LD Travel | 0.00 | 0.00 | 0.00 | 0.00 | 0.00 | 0.00 |
| 10E--- | 1205 | 3--- | -- | ----- | 1,300.00 | 600.00 | 900.00 | 0.00 | 0.00 | 400.00 |
| 10E920 | 1205 | 4100 | 00 | 920000 LD Self Cont Supp | 500.00 | 0.00 | 37.76 | 0.00 | 0.00 | 462.24 |
| 10E920 | 1205 | 4110 | 00 | 920000 LD Inclusion Supplies | 925.00 | 0.00 | 445.45 | 0.00 | 0.00 | 479.55 |
| 10E920 | 1205 | 4200 | 00 | 920000 LD Self Cont Txtbks | 0.00 | 0.00 | 0.00 | 0.00 | 0.00 | 0.00 |
| 10E920 | 1205 | 4220 | 00 | 920000 LD Inclus Wkbks | 0.00 | 0.00 | 0.00 | 0.00 | 0.00 | 0.00 |
| 10E--- | 1205 | 4--- | -- | ----- | 1,425.00 | 0.00 | 483.21 | 0.00 | 0.00 | 941.79 |
| 10E920 | 1205 | 5500 | 00 | 920000 LD Equipment | 0.00 | 0.00 | 0.00 | 0.00 | 0.00 | 0.00 |
| 10E--- | 1205 | 5--- | -- | ----- | 0.00 | 0.00 | 0.00 | 0.00 | 0.00 | 0.00 |
| 10E280 | 1206 | 1110 | 00 | 280000 Visual Aide Salary | 0.00 | 0.00 | 0.00 | 0.00 | 0.00 | 0.00 |
| 10E280 | 1206 | 1210 | 00 | 280000 Visual Aide Sub Sal | 0.00 | 0.00 | 0.00 | 0.00 | 0.00 | 0.00 |
| 10E--- | 1206 | 1--- | -- | ----- | 0.00 | 0.00 | 0.00 | 0.00 | 0.00 | 0.00 |
| 10E280 | 1206 | 2200 | 00 | 280000 Visual Aide Ins Ben | 0.00 | 0.00 | 0.00 | 0.00 | 0.00 | 0.00 |
| 10E--- | 1206 | 2--- | -- | ----- | 0.00 | 0.00 | 0.00 | 0.00 | 0.00 | 0.00 |
| 10E920 | 1206 | 4100 | 00 | 920000 Visual Imp Supplies | 500.00 | 0.00 | 111.09 | 0.00 | 0.00 | 388.91 |
| 10E--- | 1206 | 4--- | -- | ----- | 500.00 | 0.00 | 111.09 | 0.00 | 0.00 | 388.91 |
| 10E920 | 1206 | 5500 | 00 | 920000 Visual Equipment | 0.00 | 0.00 | 0.00 | 0.00 | 0.00 | 0.00 |
| 10E--- | 1206 | 5--- | -- | ----- | 0.00 | 0.00 | 0.00 | 0.00 | 0.00 | 0.00 |
| 10E920 | 1207 | 3230 | 00 | 920000 Hearing Imprd Rep/Maint | 500.00 | 0.00 | 0.00 | 0.00 | 0.00 | 500.00 |
| 10E--- | 1207 | 3--- | -- | ----- | 500.00 | 0.00 | 0.00 | 0.00 | 0.00 | 500.00 |
| 10E920 | 1207 | 4100 | 00 | 920000 Hearing Imprd Supplies | 500.00 | 0.00 | 1.00 | 0.00 | 0.00 | 499.00 |

| FDTLOC | FUNC | OBJ | SJ | Account Level Description | 2022-23 Budget | June 2022-23 Monthly Activity | 2022-23 FYTD Activity | 2022-23 Batch Activity | Encumbered Amount | 2022-23 Available Funds |
|--------|------|------|----|------------------------------------|-------------------|----------------------------------|--------------------------|---------------------------|----------------------|----------------------------|
| 10E--- | 1207 | 4--- | -- | ----- | 500.00 | 0.00 | 1.00 | 0.00 | 0.00 | 499.00 |
| 10E920 | 1207 | 5500 | 00 | 920000 Hearing Equipment | 2,000.00 | 0.00 | 1,741.67 | 0.00 | 0.00 | 258.33 |
| 10E--- | 1207 | 5--- | -- | ----- | 2,000.00 | 0.00 | 1,741.67 | 0.00 | 0.00 | 258.33 |
| 10E920 | 1212 | 4100 | 00 | 920000 RCHS ED Supp | 300.00 | 0.00 | 0.00 | 0.00 | 0.00 | 300.00 |
| 10E--- | 1212 | 4--- | -- | ----- | 300.00 | 0.00 | 0.00 | 0.00 | 0.00 | 300.00 |
| 10E280 | 1213 | 1100 | 00 | 280000 Homebound Teach Sal | 20,000.00 | 2,310.00 | 18,885.00 | 0.00 | 0.00 | 1,115.00 |
| 10E--- | 1213 | 1--- | -- | ----- | 20,000.00 | 2,310.00 | 18,885.00 | 0.00 | 0.00 | 1,115.00 |
| 10E280 | 1213 | 2110 | 00 | 280000 Homebound Teach TRS | 1,500.00 | 165.57 | 1,268.88 | 0.00 | 0.00 | 231.12 |
| 10E--- | 1213 | 2--- | -- | ----- | 1,500.00 | 165.57 | 1,268.88 | 0.00 | 0.00 | 231.12 |
| 10E920 | 1213 | 3190 | 00 | 920000 Homebound Pur Service | 0.00 | 0.00 | 0.00 | 0.00 | 0.00 | 0.00 |
| 10E920 | 1213 | 3320 | 00 | 920000 Homebound Travel | 1,000.00 | 0.00 | 24.57 | 0.00 | 0.00 | 975.43 |
| 10E--- | 1213 | 3--- | -- | ----- | 1,000.00 | 0.00 | 24.57 | 0.00 | 0.00 | 975.43 |
| 10E140 | 1216 | 1100 | 00 | 140000 Autism Cert Sal | 0.00 | 0.00 | 0.00 | 0.00 | 0.00 | 0.00 |
| 10E280 | 1216 | 1110 | 00 | 280000 Autism Aide Sal | 28,000.00 | 1,725.50 | 26,209.76 | 0.00 | 0.00 | 1,790.24 |
| 10E140 | 1216 | 1200 | 00 | 140000 | 0.00 | 0.00 | 0.00 | 0.00 | 0.00 | 0.00 |
| 10E280 | 1216 | 1200 | 00 | 280000 Autism Sub Salary | 0.00 | 0.00 | 105.00 | 0.00 | 0.00 | -105.00 |
| 10E140 | 1216 | 1210 | 00 | 140000 | 0.00 | 0.00 | 0.00 | 0.00 | 0.00 | 0.00 |
| 10E280 | 1216 | 1210 | 00 | 280000 Autism Sub Aide Sal | 0.00 | 0.00 | 945.00 | 0.00 | 0.00 | -945.00 |
| 10E--- | 1216 | 1--- | -- | ----- | 28,000.00 | 1,725.50 | 27,259.76 | 0.00 | 0.00 | 740.24 |
| 10E140 | 1216 | 2110 | 00 | 140000 Autism TRS | 0.00 | 0.00 | 0.00 | 0.00 | 0.00 | 0.00 |
| 10E280 | 1216 | 2130 | 00 | 280000 Autism FICA | 0.00 | 0.00 | 0.00 | 0.00 | 0.00 | 0.00 |
| 10E140 | 1216 | 2200 | 00 | 140000 Autism INS Ben | 0.00 | 0.00 | 0.00 | 0.00 | 0.00 | 0.00 |
| 10E280 | 1216 | 2200 | 00 | 280000 Autsim Ins Ben | 1,300.00 | 0.96 | 1,233.80 | 0.00 | 0.00 | 66.20 |
| 10E--- | 1216 | 2--- | -- | ----- | 1,300.00 | 0.96 | 1,233.80 | 0.00 | 0.00 | 66.20 |
| 10E880 | 1216 | 3190 | 00 | 880000 JFF Music Therapy | 0.00 | 0.00 | 0.00 | 0.00 | 0.00 | 0.00 |
| 10E920 | 1216 | 3190 | 00 | 920000 Autism Purchase Serv | 750.00 | 0.00 | 447.55 | 0.00 | 0.00 | 302.45 |
| 10E920 | 1216 | 3320 | 00 | 920000 Autism Travel | 1,200.00 | 0.00 | 11.84 | 0.00 | 0.00 | 1,188.16 |
| 10E--- | 1216 | 3--- | -- | ----- | 1,950.00 | 0.00 | 459.39 | 0.00 | 0.00 | 1,490.61 |
| 10E920 | 1216 | 4100 | 00 | 920000 Autism Supplies | 1,000.00 | 0.00 | 69.11 | 0.00 | 0.00 | 930.89 |
| 10E920 | 1216 | 4220 | 00 | 920000 Autism Workbks | 0.00 | 0.00 | 0.00 | 0.00 | 0.00 | 0.00 |
| 10E920 | 1216 | 4700 | 00 | 920000 Mecca Tech-Autism Software | 400.00 | 0.00 | 0.00 | 0.00 | 0.00 | 400.00 |
| 10E--- | 1216 | 4--- | -- | ----- | 1,400.00 | 0.00 | 69.11 | 0.00 | 0.00 | 1,330.89 |
| 10E920 | 1216 | 5500 | 00 | 920000 Autism Equipment | 500.00 | 0.00 | 0.00 | 0.00 | 0.00 | 500.00 |
| 10E--- | 1216 | 5--- | -- | ----- | 500.00 | 0.00 | 0.00 | 0.00 | 0.00 | 500.00 |
| 10E140 | 1220 | 1100 | 00 | 140000 Cross Cat Teacher Sal | 620,000.00 | 51,079.06 | 615,977.56 | 0.00 | 0.00 | 4,022.44 |
| 10E140 | 1220 | 1110 | 00 | 140000 Cross Cat Aide/Asst Sal | 170,000.00 | 13,962.24 | 169,472.06 | 0.00 | 0.00 | 527.94 |
| 10E140 | 1220 | 1200 | 00 | 140000 Cross Cat Sub Teach Sal | 11,000.00 | 125.00 | 12,345.00 | 0.00 | 0.00 | -1,345.00 |
| 10E140 | 1220 | 1210 | 00 | 140000 Cross Cat Sub Aide/Asst Sal | 5,000.00 | 157.50 | 4,081.00 | 0.00 | 0.00 | 919.00 |
| 10E--- | 1220 | 1--- | -- | ----- | 806,000.00 | 65,323.80 | 801,875.62 | 0.00 | 0.00 | 4,124.38 |
| 10E140 | 1220 | 2110 | 00 | 140000 Cross Cat Teacher TRS | 70,000.00 | 5,753.27 | 69,448.31 | 0.00 | 0.00 | 551.69 |

| Account Level | | | | 2022-23 | June 2022-23 | 2022-23 | 2022-23 | Encumbered | 2022-23 | |
|---------------|------|------|----|-------------|--------------|------------------|---------------|----------------|---------|-----------------|
| FDTLOC | FUNC | OBJ | SJ | Description | Budget | Monthly Activity | FYTD Activity | Batch Activity | Amount | Available Funds |
| 10E140 | 1220 | 2130 | 00 | 140000 | 0.00 | 0.00 | 0.00 | 0.00 | 0.00 | 0.00 |
| 10E140 | 1220 | 2200 | 00 | 140000 | 140,000.00 | 9,124.84 | 139,832.10 | 0.00 | 0.00 | 167.90 |
| 10E--- | 1220 | 2--- | -- | ----- | 210,000.00 | 14,878.11 | 209,280.41 | 0.00 | 0.00 | 719.59 |
| 10E920 | 1220 | 3190 | 00 | 920000 | 1,000.00 | 0.00 | 1,277.99 | 0.00 | 0.00 | -277.99 |
| 10E920 | 1220 | 3320 | 00 | 920000 | 1,600.00 | 0.00 | 0.00 | 0.00 | 0.00 | 1,600.00 |
| 10E--- | 1220 | 3--- | -- | ----- | 2,600.00 | 0.00 | 1,277.99 | 0.00 | 0.00 | 1,322.01 |
| 10E920 | 1220 | 4100 | 00 | 920000 | 9,000.00 | 0.00 | 2,895.58 | 0.00 | 0.00 | 6,104.42 |
| 10E920 | 1220 | 4100 | 61 | 000000 | 500.00 | 0.00 | 0.00 | 0.00 | 0.00 | 500.00 |
| 10E920 | 1220 | 4200 | 00 | 920000 | 500.00 | 0.00 | 0.00 | 0.00 | 0.00 | 500.00 |
| 10E920 | 1220 | 4220 | 00 | 920000 | 200.00 | 0.00 | 0.00 | 0.00 | 0.00 | 200.00 |
| 10E920 | 1220 | 4700 | 00 | 000000 | 0.00 | 0.00 | 0.00 | 0.00 | 0.00 | 0.00 |
| 10E--- | 1220 | 4--- | -- | ----- | 10,200.00 | 0.00 | 2,895.58 | 0.00 | 0.00 | 7,304.42 |
| 10E920 | 1220 | 5500 | 00 | 920000 | 0.00 | 0.00 | 0.00 | 0.00 | 0.00 | 0.00 |
| 10E--- | 1220 | 5--- | -- | ----- | 0.00 | 0.00 | 0.00 | 0.00 | 0.00 | 0.00 |
| 10E100 | 1250 | 1100 | 00 | 100000 | 115,000.00 | 25,746.96 | 100,179.54 | 0.00 | 0.00 | 14,820.46 |
| 10E500 | 1250 | 1100 | 00 | 500000 | 30,000.00 | 0.00 | 41,479.60 | 0.00 | 0.00 | -11,479.60 |
| 10E100 | 1250 | 1110 | 00 | 100000 | 335,000.00 | 24,478.53 | 326,798.51 | 0.00 | 0.00 | 8,201.49 |
| 10E500 | 1250 | 1110 | 00 | 500000 | 60,000.00 | 0.00 | 46,324.19 | 0.00 | 0.00 | 13,675.81 |
| 10E100 | 1250 | 1200 | 00 | 100000 | 7,500.00 | 157.50 | 7,422.53 | 0.00 | 0.00 | 77.47 |
| 10E500 | 1250 | 1200 | 00 | 500000 | 0.00 | 0.00 | 0.00 | 0.00 | 0.00 | 0.00 |
| 10E100 | 1250 | 1210 | 00 | 100000 | 10,000.00 | 476.00 | 11,103.75 | 0.00 | 0.00 | -1,103.75 |
| 10E500 | 1250 | 1210 | 00 | 500000 | 0.00 | 0.00 | 0.00 | 0.00 | 0.00 | 0.00 |
| 10E100 | 1250 | 1300 | 00 | 100000 | 5,000.00 | 0.00 | 0.00 | 0.00 | 0.00 | 5,000.00 |
| 10E500 | 1250 | 1300 | 00 | 500000 | 0.00 | 0.00 | 0.00 | 0.00 | 0.00 | 0.00 |
| 10E100 | 1250 | 1310 | 00 | 100000 | 0.00 | 0.00 | 0.00 | 0.00 | 0.00 | 0.00 |
| 10E500 | 1250 | 1310 | 00 | 500000 | 0.00 | 0.00 | 0.00 | 0.00 | 0.00 | 0.00 |
| 10E--- | 1250 | 1--- | -- | ----- | 562,500.00 | 50,858.99 | 533,308.12 | 0.00 | 0.00 | 29,191.88 |
| 10E100 | 1250 | 2110 | 00 | 100000 | 25,000.00 | 4,764.55 | 21,742.34 | 0.00 | 0.00 | 3,257.66 |
| 10E500 | 1250 | 2110 | 00 | 500000 | 4,500.00 | 0.00 | 8,424.36 | 0.00 | 0.00 | -3,924.36 |
| 10E100 | 1250 | 2130 | 00 | 100000 | 0.00 | 0.00 | 0.00 | 0.00 | 0.00 | 0.00 |
| 10E100 | 1250 | 2200 | 00 | 100000 | 55,000.00 | 4,569.60 | 54,831.71 | 0.00 | 0.00 | 168.29 |
| 10E500 | 1250 | 2200 | 00 | 500000 | 10,500.00 | 0.00 | 6,118.00 | 0.00 | 0.00 | 4,382.00 |
| 10E--- | 1250 | 2--- | -- | ----- | 95,000.00 | 9,334.15 | 91,116.41 | 0.00 | 0.00 | 3,883.59 |
| 10E100 | 1250 | 3190 | 00 | 100000 | 22,000.00 | 0.00 | 21,800.04 | 0.00 | 0.00 | 199.96 |
| 10E500 | 1250 | 3190 | 00 | 500000 | 0.00 | 0.00 | 0.00 | 0.00 | 0.00 | 0.00 |
| 10E--- | 1250 | 3--- | -- | ----- | 22,000.00 | 0.00 | 21,800.04 | 0.00 | 0.00 | 199.96 |
| 10E100 | 1250 | 4100 | 00 | 100000 | 102,000.00 | 5,596.93 | 100,573.94 | 1,709.51 | 0.00 | -283.45 |
| 10E500 | 1250 | 4100 | 00 | 500000 | 22,000.00 | 3,616.21 | 15,087.32 | 0.00 | 0.00 | 6,912.68 |
| 10E--- | 1250 | 4--- | -- | ----- | 124,000.00 | 9,213.14 | 115,661.26 | 1,709.51 | 0.00 | 6,629.23 |
| 10E100 | 1250 | 5500 | 00 | 100000 | 6,000.00 | 0.00 | 5,995.00 | 0.00 | 0.00 | 5.00 |

| Account Level | | | | 2022-23 | June 2022-23 | 2022-23 | 2022-23 | Encumbered | 2022-23 | |
|---------------|------|------|----|-------------|--------------|------------------|---------------|----------------|---------|-----------------|
| FDTLOC | FUNC | OBJ | SJ | Description | Budget | Monthly Activity | FYTD Activity | Batch Activity | Amount | Available Funds |
| 10E--- | 1250 | 5--- | -- | ----- | 6,000.00 | 0.00 | 5,995.00 | 0.00 | 0.00 | 5.00 |
| 10E360 | 1275 | 1100 | 00 | 360000 | 0.00 | 0.00 | 0.00 | 0.00 | 0.00 | 0.00 |
| 10E360 | 1275 | 1110 | 00 | 360000 | 0.00 | 0.00 | 0.00 | 0.00 | 0.00 | 0.00 |
| 10E360 | 1275 | 1200 | 00 | 360000 | 0.00 | 0.00 | 0.00 | 0.00 | 0.00 | 0.00 |
| 10E360 | 1275 | 1210 | 00 | 360000 | 0.00 | 0.00 | 0.00 | 0.00 | 0.00 | 0.00 |
| 10E--- | 1275 | 1--- | -- | ----- | 0.00 | 0.00 | 0.00 | 0.00 | 0.00 | 0.00 |
| 10E360 | 1275 | 2110 | 00 | 360000 | 0.00 | 0.00 | 0.00 | 0.00 | 0.00 | 0.00 |
| 10E360 | 1275 | 2200 | 00 | 360000 | 0.00 | 0.00 | 0.00 | 0.00 | 0.00 | 0.00 |
| 10E--- | 1275 | 2--- | -- | ----- | 0.00 | 0.00 | 0.00 | 0.00 | 0.00 | 0.00 |
| 10E360 | 1275 | 3190 | 00 | 360000 | 0.00 | 0.00 | 0.00 | 0.00 | 0.00 | 0.00 |
| 10E--- | 1275 | 3--- | -- | ----- | 0.00 | 0.00 | 0.00 | 0.00 | 0.00 | 0.00 |
| 10E360 | 1275 | 4100 | 00 | 360000 | 0.00 | 0.00 | 0.00 | 0.00 | 0.00 | 0.00 |
| 10E--- | 1275 | 4--- | -- | ----- | 0.00 | 0.00 | 0.00 | 0.00 | 0.00 | 0.00 |
| 10E--- | 12-- | ---- | -- | ----- | 2,506,975.00 | 198,304.01 | 2,431,903.09 | 1,709.51 | 0.00 | 73,362.40 |
| 10E050 | 1400 | 1100 | 00 | 000000 | 570,000.00 | 26,307.38 | 542,383.54 | 0.00 | 0.00 | 27,616.46 |
| 10E390 | 1400 | 1100 | 00 | 390000 | 7,000.00 | 210.00 | 6,332.50 | 0.00 | 0.00 | 667.50 |
| 10E480 | 1400 | 1100 | 00 | 480000 | 15,000.00 | 2,874.35 | 11,497.40 | 0.00 | 0.00 | 3,502.60 |
| 10E490 | 1400 | 1100 | 00 | 490000 | 0.00 | 0.00 | 0.00 | 0.00 | 0.00 | 0.00 |
| 10E780 | 1400 | 1100 | 00 | 780000 | 5,000.00 | 0.00 | 5,000.00 | 0.00 | 0.00 | 0.00 |
| 10E050 | 1400 | 1110 | 00 | 000000 | 0.00 | 0.00 | 0.00 | 0.00 | 0.00 | 0.00 |
| 10E050 | 1400 | 1200 | 00 | 000000 | 12,000.00 | 180.00 | 10,650.00 | 0.00 | 0.00 | 1,350.00 |
| 10E--- | 1400 | 1--- | -- | ----- | 609,000.00 | 29,571.73 | 575,863.44 | 0.00 | 0.00 | 33,136.56 |
| 10E050 | 1400 | 2110 | 00 | 000000 | 70,000.00 | 5,780.53 | 70,281.12 | 0.00 | 0.00 | -281.12 |
| 10E390 | 1400 | 2110 | 00 | 390000 | 1,000.00 | 23.64 | 716.64 | 0.00 | 0.00 | 283.36 |
| 10E480 | 1400 | 2110 | 00 | 480000 | 2,500.00 | 323.74 | 1,294.96 | 0.00 | 0.00 | 1,205.04 |
| 10E490 | 1400 | 2110 | 00 | 490000 | 0.00 | 0.00 | 0.00 | 0.00 | 0.00 | 0.00 |
| 10E390 | 1400 | 2130 | 00 | 390000 | 0.00 | 0.00 | 0.00 | 0.00 | 0.00 | 0.00 |
| 10E050 | 1400 | 2200 | 00 | 000000 | 70,000.00 | 5,107.50 | 66,363.02 | 0.00 | 0.00 | 3,636.98 |
| 10E390 | 1400 | 2200 | 00 | 390000 | 0.00 | 0.00 | 0.00 | 0.00 | 0.00 | 0.00 |
| 10E--- | 1400 | 2--- | -- | ----- | 143,500.00 | 11,235.41 | 138,655.74 | 0.00 | 0.00 | 4,844.26 |
| 10E050 | 1400 | 3140 | 00 | 000000 | 40,000.00 | 0.00 | 38,795.00 | 0.00 | 0.00 | 1,205.00 |
| 10E050 | 1400 | 3190 | 00 | 000000 | 0.00 | 0.00 | 0.00 | 0.00 | 0.00 | 0.00 |
| 10E050 | 1400 | 3190 | 01 | 000000 | 2,200.00 | 0.00 | 2,583.00 | 0.00 | 0.00 | -383.00 |
| 10E050 | 1400 | 3190 | 07 | 000000 | 0.00 | 0.00 | 0.00 | 0.00 | 0.00 | 0.00 |
| 10E050 | 1400 | 3190 | 10 | 000000 | 0.00 | 0.00 | 0.00 | 0.00 | 0.00 | 0.00 |
| 10E050 | 1400 | 3190 | 14 | 000000 | 0.00 | 0.00 | 0.00 | 0.00 | 0.00 | 0.00 |
| 10E230 | 1400 | 3190 | 00 | 230000 | 1,100.00 | 0.00 | 1,050.00 | 0.00 | 0.00 | 50.00 |
| 10E390 | 1400 | 3190 | 00 | 390000 | 4,500.00 | 0.00 | 2,978.70 | 0.00 | 0.00 | 1,521.30 |
| 10E490 | 1400 | 3190 | 00 | 490000 | 0.00 | 0.00 | 0.00 | 0.00 | 0.00 | 0.00 |
| 10E780 | 1400 | 3190 | 00 | 780000 | 1,453.00 | 0.00 | 249.88 | 0.00 | 0.00 | 1,203.12 |

| Account Level | | | | 2022-23 | June 2022-23 | 2022-23 | 2022-23 | Encumbered | 2022-23 | |
|---------------|------|------|----|-------------|--------------|------------------|---------------|----------------|---------|-----------------|
| FDTLOC | FUNC | OBJ | SJ | Description | Budget | Monthly Activity | FYTD Activity | Batch Activity | Amount | Available Funds |
| 10E781 | 1400 | 3190 | 00 | 781000 | 0.00 | 0.00 | 0.00 | 0.00 | 0.00 | 0.00 |
| 10E050 | 1400 | 3230 | 00 | 000000 | 1,500.00 | 0.00 | 0.00 | 0.00 | 0.00 | 1,500.00 |
| 10E050 | 1400 | 3230 | 01 | 000000 | 100.00 | 0.00 | 0.00 | 0.00 | 0.00 | 100.00 |
| 10E050 | 1400 | 3230 | 09 | 000000 | 0.00 | 0.00 | 0.00 | 0.00 | 0.00 | 0.00 |
| 10E050 | 1400 | 3230 | 10 | 000000 | 0.00 | 0.00 | 0.00 | 0.00 | 0.00 | 0.00 |
| 10E050 | 1400 | 3230 | 61 | 000000 | 0.00 | 0.00 | 0.00 | 0.00 | 0.00 | 0.00 |
| 10E050 | 1400 | 3320 | 00 | 000000 | 0.00 | 0.00 | 0.00 | 0.00 | 0.00 | 0.00 |
| 10E050 | 1400 | 3320 | 01 | 000000 | 3,650.00 | 1,757.85 | 2,130.05 | 0.00 | 0.00 | 1,519.95 |
| 10E050 | 1400 | 3320 | 07 | 000000 | 0.00 | 0.00 | 0.00 | 0.00 | 0.00 | 0.00 |
| 10E050 | 1400 | 3320 | 09 | 000000 | 0.00 | 0.00 | 0.00 | 0.00 | 0.00 | 0.00 |
| 10E050 | 1400 | 3320 | 10 | 000000 | 0.00 | 0.00 | 0.00 | 0.00 | 0.00 | 0.00 |
| 10E050 | 1400 | 3320 | 14 | 000000 | 0.00 | 0.00 | 0.00 | 0.00 | 0.00 | 0.00 |
| 10E390 | 1400 | 3320 | 00 | 390000 | 7,100.00 | 0.00 | 4,670.78 | 0.00 | 0.00 | 2,429.22 |
| 10E540 | 1400 | 3320 | 00 | 540000 | 0.00 | 0.00 | 0.00 | 0.00 | 0.00 | 0.00 |
| 10E780 | 1400 | 3320 | 00 | 780000 | 1,453.00 | 0.00 | 720.32 | 0.00 | 0.00 | 732.68 |
| 10E--- | 1400 | 3--- | -- | ----- | 63,056.00 | 1,757.85 | 53,177.73 | 0.00 | 0.00 | 9,878.27 |
| 10E050 | 1400 | 4100 | 00 | 000000 | 0.00 | 0.00 | 0.00 | 0.00 | 0.00 | 0.00 |
| 10E050 | 1400 | 4100 | 01 | 000000 | 12,400.00 | 0.00 | 10,111.91 | 0.00 | 0.00 | 2,288.09 |
| 10E050 | 1400 | 4100 | 07 | 000000 | 700.00 | 0.00 | 429.42 | 0.00 | 0.00 | 270.58 |
| 10E050 | 1400 | 4100 | 09 | 000000 | 3,500.00 | 376.63 | 1,350.59 | 0.00 | 0.00 | 2,149.41 |
| 10E050 | 1400 | 4100 | 10 | 000000 | 0.00 | 0.00 | 67.72 | 0.00 | 0.00 | -67.72 |
| 10E050 | 1400 | 4100 | 14 | 000000 | 4,100.00 | 240.00 | 1,444.25 | 0.00 | 0.00 | 2,655.75 |
| 10E050 | 1400 | 4100 | 61 | 000000 | 1,000.00 | 0.00 | 884.98 | 0.00 | 0.00 | 115.02 |
| 10E230 | 1400 | 4100 | 00 | 230000 | 300.00 | 0.00 | 285.60 | 0.00 | 0.00 | 14.40 |
| 10E390 | 1400 | 4100 | 00 | 390000 | 6,500.00 | 0.00 | 6,473.71 | 0.00 | 0.00 | 26.29 |
| 10E490 | 1400 | 4100 | 00 | 490000 | 0.00 | 3,464.76 | 3,464.76 | 0.00 | 0.00 | -3,464.76 |
| 10E540 | 1400 | 4100 | 00 | 540000 | 0.00 | 0.00 | 0.00 | 0.00 | 0.00 | 0.00 |
| 10E780 | 1400 | 4100 | 00 | 780000 | 38,000.00 | 2,665.51 | 34,423.34 | 0.00 | 0.00 | 3,576.66 |
| 10E781 | 1400 | 4100 | 00 | 781000 | 4,700.00 | 0.00 | 4,456.05 | 0.00 | 0.00 | 243.95 |
| 10E050 | 1400 | 4110 | 09 | 000000 | 0.00 | 0.00 | 0.00 | 0.00 | 0.00 | 0.00 |
| 10E050 | 1400 | 4200 | 00 | 000000 | 0.00 | 0.00 | 0.00 | 0.00 | 0.00 | 0.00 |
| 10E050 | 1400 | 4210 | 00 | 000000 | 1,000.00 | 0.00 | 0.00 | 0.00 | 0.00 | 1,000.00 |
| 10E050 | 1400 | 4220 | 00 | 000000 | 1,000.00 | 0.00 | 0.00 | 0.00 | 0.00 | 1,000.00 |
| 10E050 | 1400 | 4400 | 00 | 000000 | 0.00 | 0.00 | 0.00 | 0.00 | 0.00 | 0.00 |
| 10E050 | 1400 | 4400 | 01 | 000000 | 0.00 | 0.00 | 0.00 | 0.00 | 0.00 | 0.00 |
| 10E050 | 1400 | 4400 | 09 | 000000 | 0.00 | 0.00 | 0.00 | 0.00 | 0.00 | 0.00 |
| 10E050 | 1400 | 4400 | 10 | 000000 | 0.00 | 0.00 | 0.00 | 0.00 | 0.00 | 0.00 |
| 10E780 | 1400 | 4400 | 00 | 780000 | 0.00 | 0.00 | 0.00 | 0.00 | 0.00 | 0.00 |
| 10E050 | 1400 | 4700 | 00 | 000000 | 0.00 | 0.00 | 0.00 | 0.00 | 0.00 | 0.00 |
| 10E050 | 1400 | 4700 | 09 | 000000 | 0.00 | 0.00 | 0.00 | 0.00 | 0.00 | 0.00 |

| Account Level | | | | 2022-23 | June 2022-23 | 2022-23 | 2022-23 | Encumbered | 2022-23 | | |
|---------------|------|------|----|-------------|--------------------------------|------------------|---------------|----------------|----------|-----------------|-----------|
| FDTLOC | FUNC | OBJ | SJ | Description | Budget | Monthly Activity | FYTD Activity | Batch Activity | Amount | Available Funds | |
| 10E780 | 1400 | 4700 | 00 | 780000 | Voc Ed Software | 0.00 | 0.00 | 239.00 | 0.00 | 0.00 | -239.00 |
| 10E--- | 1400 | 4--- | -- | ----- | 73,200.00 | 6,746.90 | 63,631.33 | 0.00 | 0.00 | 9,568.67 | |
| 10E050 | 1400 | 5500 | 00 | 000000 | RCHS CTEI Grnt Classroom Equip | 0.00 | 0.00 | 0.00 | 0.00 | 0.00 | 0.00 |
| 10E050 | 1400 | 5500 | 01 | 000000 | RCHS Ag Equipment | 5,100.00 | 0.00 | 4,585.00 | 0.00 | 0.00 | 515.00 |
| 10E050 | 1400 | 5500 | 09 | 000000 | RCHS Home Econ Equip | 4,500.00 | 0.00 | 4,360.00 | 0.00 | 0.00 | 140.00 |
| 10E050 | 1400 | 5500 | 10 | 000000 | RCHS Ind Occ Equip | 0.00 | 0.00 | 0.00 | 0.00 | 0.00 | 0.00 |
| 10E050 | 1400 | 5500 | 14 | 000000 | RCHS Voc Busns Equip | 500.00 | 0.00 | 0.00 | 0.00 | 0.00 | 500.00 |
| 10E050 | 1400 | 5500 | 17 | 000000 | RCHS Voc Mod Tech Equip | 0.00 | 0.00 | 0.00 | 0.00 | 0.00 | 0.00 |
| 10E050 | 1400 | 5500 | 33 | 000000 | RCHS Voc Ag Welding Equipment | 0.00 | 0.00 | 0.00 | 0.00 | 0.00 | 0.00 |
| 10E050 | 1400 | 5500 | 61 | 000000 | RCHS CTEI Computer Equipment | 0.00 | 0.00 | 0.00 | 0.00 | 0.00 | 0.00 |
| 10E380 | 1400 | 5500 | 00 | 380000 | Voc Ed Tech Prep Equip | 0.00 | 0.00 | 0.00 | 0.00 | 0.00 | 0.00 |
| 10E390 | 1400 | 5500 | 00 | 390000 | Perkins Equip | 0.00 | 0.00 | 0.00 | 0.00 | 0.00 | 0.00 |
| 10E490 | 1400 | 5500 | 00 | 490000 | Ag Grant Equip | 500.00 | 2,646.00 | 2,646.00 | 2,646.00 | 0.00 | -4,792.00 |
| 10E540 | 1400 | 5500 | 00 | 540000 | Fed Tech Prep Equip | 0.00 | 0.00 | 0.00 | 0.00 | 0.00 | 0.00 |
| 10E780 | 1400 | 5500 | 00 | 780000 | Voc Ed Equipment | 35,517.00 | 0.00 | 33,324.85 | 0.00 | 0.00 | 2,192.15 |
| 10E781 | 1400 | 5500 | 00 | 781000 | PATHWAYS EQUIPMENT | 4,500.00 | 0.00 | 4,243.95 | 0.00 | 0.00 | 256.05 |
| 10E--- | 1400 | 5--- | -- | ----- | 50,617.00 | 2,646.00 | 49,159.80 | 2,646.00 | 0.00 | -1,188.80 | |
| 10E050 | 1400 | 6000 | 16 | 000000 | RCHS Voc Sale BT house | 0.00 | 0.00 | 0.00 | 0.00 | 0.00 | 0.00 |
| 10E050 | 1400 | 6400 | 00 | 000000 | RCHS Dues/Fees | 2,600.00 | 0.00 | 2,515.86 | 0.00 | 0.00 | 84.14 |
| 10E050 | 1400 | 6410 | 00 | 000000 | RCHS Voc Reg Del Match Fee | 0.00 | 0.00 | 0.00 | 0.00 | 0.00 | 0.00 |
| 10E490 | 1400 | 6900 | 00 | 490000 | Refund Of Ag Grant | 0.00 | 0.00 | 0.00 | 0.00 | 0.00 | 0.00 |
| 10E--- | 1400 | 6--- | -- | ----- | 2,600.00 | 0.00 | 2,515.86 | 0.00 | 0.00 | 84.14 | |
| 10E410 | 1459 | 1110 | 00 | 410000 | JROTC Instructor Sal | 82,000.00 | 6,861.98 | 81,027.50 | 0.00 | 0.00 | 972.50 |
| 10E--- | 1459 | 1--- | -- | ----- | 82,000.00 | 6,861.98 | 81,027.50 | 0.00 | 0.00 | 972.50 | |
| 10E410 | 1459 | 2130 | 00 | 410000 | | 0.00 | 0.00 | 0.00 | 0.00 | 0.00 | 0.00 |
| 10E410 | 1459 | 2200 | 00 | 410000 | JROTC Insurance Ben | 24.00 | 0.96 | 11.80 | 0.00 | 0.00 | 12.20 |
| 10E--- | 1459 | 2--- | -- | ----- | 24.00 | 0.96 | 11.80 | 0.00 | 0.00 | 12.20 | |
| 10E--- | 14-- | ---- | -- | ----- | 1,023,997.00 | 58,820.83 | 964,043.20 | 2,646.00 | 0.00 | 57,307.80 | |
| 10E050 | 1500 | 1100 | 00 | 000000 | RCHS A D Sal | 6,300.00 | 406.78 | 6,138.10 | 0.00 | 0.00 | 161.90 |
| 10E--- | 1500 | 1--- | -- | ----- | 6,300.00 | 406.78 | 6,138.10 | 0.00 | 0.00 | 161.90 | |
| 10E050 | 1500 | 2110 | 00 | 000000 | RCHS A D TRS | 800.00 | 45.86 | 750.91 | 0.00 | 0.00 | 49.09 |
| 10E--- | 1500 | 2--- | -- | ----- | 800.00 | 45.86 | 750.91 | 0.00 | 0.00 | 49.09 | |
| 10E050 | 1500 | 3100 | 00 | 000000 | RCHS Athletic Train/RMH | 0.00 | 0.00 | 0.00 | 0.00 | 0.00 | 0.00 |
| 10E050 | 1500 | 3190 | 00 | 000000 | RCHS AD Game/Dance Scrtty | 2,000.00 | 0.00 | 1,206.45 | 0.00 | 0.00 | 793.55 |
| 10E050 | 1500 | 3230 | 00 | 000000 | RCHS A D Rep/Maint | 500.00 | 0.00 | 536.48 | 0.00 | 0.00 | -36.48 |
| 10E050 | 1500 | 3260 | 00 | 000000 | RCHS A D Postage | 0.00 | 0.00 | 0.00 | 0.00 | 0.00 | 0.00 |
| 10E050 | 1500 | 3320 | 00 | 000000 | RCHS A D Travel | 1,500.00 | 0.00 | 894.58 | 0.00 | 0.00 | 605.42 |
| 10E050 | 1500 | 3600 | 00 | 000000 | RCHS AD Printing | 0.00 | 0.00 | 0.00 | 0.00 | 0.00 | 0.00 |
| 10E050 | 1500 | 3910 | 00 | 000000 | RCHS A D Playoffs | 5,000.00 | 500.00 | 4,501.19 | 0.00 | 0.00 | 498.81 |
| 10E--- | 1500 | 3--- | -- | ----- | 9,000.00 | 500.00 | 7,138.70 | 0.00 | 0.00 | 1,861.30 | |

| Account Level | | | | 2022-23 | June 2022-23 | 2022-23 | 2022-23 | Encumbered | 2022-23 | |
|---------------|------|------|-----------|---------------------------|--------------|------------------|---------------|----------------|---------|-----------------|
| FDTLOC | FUNC | OBJ | SJ | Description | Budget | Monthly Activity | FYTD Activity | Batch Activity | Amount | Available Funds |
| 10E050 | 1500 | 4100 | 00 000000 | RCHS A D Supplies | 1,100.00 | 0.00 | 813.65 | 0.00 | 0.00 | 286.35 |
| 10E050 | 1500 | 4110 | 00 000000 | RCHS A D Awards | 800.00 | 0.00 | 828.10 | 0.00 | 0.00 | -28.10 |
| 10E050 | 1500 | 4120 | 00 000000 | RCHS Sport uniforms | 0.00 | 0.00 | 0.00 | 0.00 | 0.00 | 0.00 |
| 10E050 | 1500 | 4700 | 00 000000 | RCHS AD Software | 550.00 | 0.00 | 0.00 | 0.00 | 0.00 | 550.00 |
| 10E--- | 1500 | 4--- | -- ----- | | 2,450.00 | 0.00 | 1,641.75 | 0.00 | 0.00 | 808.25 |
| 10E050 | 1500 | 6400 | 00 000000 | RCHS A D Dues/Fees | 200.00 | 0.00 | 85.00 | 0.00 | 0.00 | 115.00 |
| 10E--- | 1500 | 6--- | -- ----- | | 200.00 | 0.00 | 85.00 | 0.00 | 0.00 | 115.00 |
| 10E050 | 1505 | 1100 | 00 000000 | RCHS FBLA Sponsor Sal | 3,000.00 | 244.08 | 2,859.36 | 0.00 | 0.00 | 140.64 |
| 10E--- | 1505 | 1--- | -- ----- | | 3,000.00 | 244.08 | 2,859.36 | 0.00 | 0.00 | 140.64 |
| 10E050 | 1505 | 2110 | 00 000000 | RCHS FBLA Spon TRS | 350.00 | 27.52 | 322.18 | 0.00 | 0.00 | 27.82 |
| 10E--- | 1505 | 2--- | -- ----- | | 350.00 | 27.52 | 322.18 | 0.00 | 0.00 | 27.82 |
| 10E050 | 1509 | 1100 | 00 000000 | RCHS Pep Club Advisor Sal | 1,100.00 | 0.00 | 1,098.33 | 0.00 | 0.00 | 1.67 |
| 10E--- | 1509 | 1--- | -- ----- | | 1,100.00 | 0.00 | 1,098.33 | 0.00 | 0.00 | 1.67 |
| 10E050 | 1509 | 2110 | 00 000000 | RCHS Pep Club TRS | 125.00 | 0.00 | 123.71 | 0.00 | 0.00 | 1.29 |
| 10E--- | 1509 | 2--- | -- ----- | | 125.00 | 0.00 | 123.71 | 0.00 | 0.00 | 1.29 |
| 10E050 | 1510 | 1100 | 00 000000 | RCHS Cheerldr Spons Sal | 5,800.00 | 0.00 | 5,708.92 | 0.00 | 0.00 | 91.08 |
| 10E--- | 1510 | 1--- | -- ----- | | 5,800.00 | 0.00 | 5,708.92 | 0.00 | 0.00 | 91.08 |
| 10E050 | 1510 | 2110 | 00 000000 | RCHS Cheerldr Spons TRS | 50.00 | 0.00 | 30.18 | 0.00 | 0.00 | 19.82 |
| 10E050 | 1510 | 2200 | 00 000000 | | 0.00 | 0.00 | 0.00 | 0.00 | 0.00 | 0.00 |
| 10E--- | 1510 | 2--- | -- ----- | | 50.00 | 0.00 | 30.18 | 0.00 | 0.00 | 19.82 |
| 10E050 | 1510 | 3190 | 00 000000 | RCHS Cheerldr Part Exp | 0.00 | 0.00 | 0.00 | 0.00 | 0.00 | 0.00 |
| 10E050 | 1510 | 3320 | 00 000000 | RCHS Cheerldr Travel | 0.00 | 0.00 | 0.00 | 0.00 | 0.00 | 0.00 |
| 10E--- | 1510 | 3--- | -- ----- | | 0.00 | 0.00 | 0.00 | 0.00 | 0.00 | 0.00 |
| 10E050 | 1510 | 4100 | 00 000000 | RCHS Cheerldr Supplies | 230.00 | 0.00 | 230.00 | 0.00 | 0.00 | 0.00 |
| 10E--- | 1510 | 4--- | -- ----- | | 230.00 | 0.00 | 230.00 | 0.00 | 0.00 | 0.00 |
| 10E050 | 1511 | 1100 | 00 000000 | RCHS Golf Coach Sal | 5,200.00 | 0.00 | 5,161.56 | 0.00 | 0.00 | 38.44 |
| 10E--- | 1511 | 1--- | -- ----- | | 5,200.00 | 0.00 | 5,161.56 | 0.00 | 0.00 | 38.44 |
| 10E050 | 1511 | 2110 | 00 000000 | RCHS Golf Coach TRS | 550.00 | 0.00 | 541.31 | 0.00 | 0.00 | 8.69 |
| 10E--- | 1511 | 2--- | -- ----- | | 550.00 | 0.00 | 541.31 | 0.00 | 0.00 | 8.69 |
| 10E050 | 1511 | 3190 | 00 000000 | RCHS Golf Part Exp | 1,625.00 | 0.00 | 1,615.00 | 0.00 | 0.00 | 10.00 |
| 10E050 | 1511 | 3320 | 00 000000 | RCHS Golf Trav | 0.00 | 0.00 | 0.00 | 0.00 | 0.00 | 0.00 |
| 10E--- | 1511 | 3--- | -- ----- | | 1,625.00 | 0.00 | 1,615.00 | 0.00 | 0.00 | 10.00 |
| 10E050 | 1511 | 4100 | 00 000000 | RCHS Golf Supplies | 255.00 | 0.00 | 252.00 | 0.00 | 0.00 | 3.00 |
| 10E--- | 1511 | 4--- | -- ----- | | 255.00 | 0.00 | 252.00 | 0.00 | 0.00 | 3.00 |
| 10E050 | 1512 | 1100 | 00 000000 | RCHS X-Country Sal | 7,000.00 | 0.00 | 6,956.11 | 0.00 | 0.00 | 43.89 |
| 10E050 | 1512 | 1120 | 00 000000 | RCHS X-Country Workers | 1,300.00 | 0.00 | 1,281.00 | 0.00 | 0.00 | 19.00 |
| 10E--- | 1512 | 1--- | -- ----- | | 8,300.00 | 0.00 | 8,237.11 | 0.00 | 0.00 | 62.89 |
| 10E050 | 1512 | 2110 | 00 000000 | RCHS X-Country TRS | 1,000.00 | 0.00 | 962.77 | 0.00 | 0.00 | 37.23 |
| 10E--- | 1512 | 2--- | -- ----- | | 1,000.00 | 0.00 | 962.77 | 0.00 | 0.00 | 37.23 |
| 10E050 | 1512 | 3190 | 00 000000 | RCHS X-Country Part Exp | 900.00 | 0.00 | 550.00 | 0.00 | 0.00 | 350.00 |

| Account Level | | | | | 2022-23 | June 2022-23 | 2022-23 | 2022-23 | Encumbered | 2022-23 |
|---------------|------|------|----|-------------|-----------|------------------|---------------|----------------|------------|-----------------|
| FDTLOC | FUNC | OBJ | SJ | Description | Budget | Monthly Activity | FYTD Activity | Batch Activity | Amount | Available Funds |
| 10E050 | 1512 | 3320 | 00 | 000000 | 0.00 | 0.00 | 0.00 | 0.00 | 0.00 | 0.00 |
| 10E--- | 1512 | 3--- | -- | ----- | 900.00 | 0.00 | 550.00 | 0.00 | 0.00 | 350.00 |
| 10E050 | 1512 | 4100 | 00 | 000000 | 255.00 | 0.00 | 255.00 | 0.00 | 0.00 | 0.00 |
| 10E--- | 1512 | 4--- | -- | ----- | 255.00 | 0.00 | 255.00 | 0.00 | 0.00 | 0.00 |
| 10E050 | 1513 | 1100 | 00 | 000000 | 0.00 | 0.00 | 0.00 | 0.00 | 0.00 | 0.00 |
| 10E--- | 1513 | 1--- | -- | ----- | 0.00 | 0.00 | 0.00 | 0.00 | 0.00 | 0.00 |
| 10E050 | 1513 | 2110 | 00 | 000000 | 0.00 | 0.00 | 0.00 | 0.00 | 0.00 | 0.00 |
| 10E050 | 1513 | 2200 | 00 | 000000 | 0.00 | 0.00 | 0.00 | 0.00 | 0.00 | 0.00 |
| 10E--- | 1513 | 2--- | -- | ----- | 0.00 | 0.00 | 0.00 | 0.00 | 0.00 | 0.00 |
| 10E050 | 1513 | 4100 | 00 | 000000 | 0.00 | 0.00 | 0.00 | 0.00 | 0.00 | 0.00 |
| 10E--- | 1513 | 4--- | -- | ----- | 0.00 | 0.00 | 0.00 | 0.00 | 0.00 | 0.00 |
| 10E050 | 1520 | 1100 | 00 | 000000 | 4,500.00 | 0.00 | 4,476.21 | 0.00 | 0.00 | 23.79 |
| 10E--- | 1520 | 1--- | -- | ----- | 4,500.00 | 0.00 | 4,476.21 | 0.00 | 0.00 | 23.79 |
| 10E050 | 1520 | 2110 | 00 | 000000 | 10.00 | 0.00 | 5.63 | 0.00 | 0.00 | 4.37 |
| 10E--- | 1520 | 2--- | -- | ----- | 10.00 | 0.00 | 5.63 | 0.00 | 0.00 | 4.37 |
| 10E050 | 1520 | 3190 | 00 | 000000 | 150.00 | 0.00 | 110.00 | 0.00 | 0.00 | 40.00 |
| 10E050 | 1520 | 3320 | 00 | 000000 | 0.00 | 0.00 | 0.00 | 0.00 | 0.00 | 0.00 |
| 10E--- | 1520 | 3--- | -- | ----- | 150.00 | 0.00 | 110.00 | 0.00 | 0.00 | 40.00 |
| 10E050 | 1520 | 4100 | 00 | 000000 | 215.00 | 0.00 | 215.00 | 0.00 | 0.00 | 0.00 |
| 10E--- | 1520 | 4--- | -- | ----- | 215.00 | 0.00 | 215.00 | 0.00 | 0.00 | 0.00 |
| 10E050 | 1521 | 1100 | 00 | 000000 | 7,700.00 | 0.00 | 7,656.52 | 0.00 | 0.00 | 43.48 |
| 10E050 | 1521 | 1120 | 00 | 000000 | 525.00 | 0.00 | 486.00 | 0.00 | 0.00 | 39.00 |
| 10E--- | 1521 | 1--- | -- | ----- | 8,225.00 | 0.00 | 8,142.52 | 0.00 | 0.00 | 82.48 |
| 10E050 | 1521 | 2110 | 00 | 000000 | 500.00 | 0.00 | 474.23 | 0.00 | 0.00 | 25.77 |
| 10E--- | 1521 | 2--- | -- | ----- | 500.00 | 0.00 | 474.23 | 0.00 | 0.00 | 25.77 |
| 10E050 | 1521 | 3100 | 00 | 000000 | 1,040.00 | 0.00 | 900.00 | 0.00 | 0.00 | 140.00 |
| 10E050 | 1521 | 3190 | 00 | 000000 | 750.00 | 0.00 | 800.00 | 0.00 | 0.00 | -50.00 |
| 10E050 | 1521 | 3320 | 00 | 000000 | 0.00 | 0.00 | 0.00 | 0.00 | 0.00 | 0.00 |
| 10E--- | 1521 | 3--- | -- | ----- | 1,790.00 | 0.00 | 1,700.00 | 0.00 | 0.00 | 90.00 |
| 10E050 | 1521 | 4100 | 00 | 000000 | 680.00 | 0.00 | 334.80 | 0.00 | 0.00 | 345.20 |
| 10E--- | 1521 | 4--- | -- | ----- | 680.00 | 0.00 | 334.80 | 0.00 | 0.00 | 345.20 |
| 10E050 | 1521 | 5400 | 00 | 000000 | 0.00 | 0.00 | 0.00 | 0.00 | 0.00 | 0.00 |
| 10E050 | 1521 | 5500 | 00 | 000000 | 0.00 | 0.00 | 0.00 | 0.00 | 0.00 | 0.00 |
| 10E--- | 1521 | 5--- | -- | ----- | 0.00 | 0.00 | 0.00 | 0.00 | 0.00 | 0.00 |
| 10E050 | 1522 | 1100 | 00 | 000000 | 15,000.00 | 0.00 | 15,516.01 | 0.00 | 0.00 | -516.01 |
| 10E050 | 1522 | 1120 | 00 | 000000 | 1,500.00 | 0.00 | 801.00 | 0.00 | 0.00 | 699.00 |
| 10E--- | 1522 | 1--- | -- | ----- | 16,500.00 | 0.00 | 16,317.01 | 0.00 | 0.00 | 182.99 |
| 10E050 | 1522 | 2110 | 00 | 000000 | 1,700.00 | 0.00 | 1,687.32 | 0.00 | 0.00 | 12.68 |
| 10E--- | 1522 | 2--- | -- | ----- | 1,700.00 | 0.00 | 1,687.32 | 0.00 | 0.00 | 12.68 |
| 10E050 | 1522 | 3100 | 00 | 000000 | 3,200.00 | 0.00 | 3,190.00 | 0.00 | 0.00 | 10.00 |

| Account Level | | | | 2022-23 | June 2022-23 | 2022-23 | 2022-23 | Encumbered | 2022-23 | |
|---------------|------|------|-----------|--------------------------------|--------------|------------------|---------------|----------------|---------|-----------------|
| FDTLOC | FUNC | OBJ | SJ | Description | Budget | Monthly Activity | FYTD Activity | Batch Activity | Amount | Available Funds |
| 10E050 | 1522 | 3190 | 00 000000 | RCHS Girls Basketball Part Exp | 1,125.00 | 0.00 | 1,125.00 | 0.00 | 0.00 | 0.00 |
| 10E050 | 1522 | 3320 | 00 000000 | RCHS Girls Basketball Travel | 0.00 | 0.00 | 0.00 | 0.00 | 0.00 | 0.00 |
| 10E--- | 1522 | 3--- | -- | | 4,325.00 | 0.00 | 4,315.00 | 0.00 | 0.00 | 10.00 |
| 10E050 | 1522 | 4100 | 00 000000 | RCHS Girls Basketball Supp | 1,275.00 | 0.00 | 819.00 | 0.00 | 0.00 | 456.00 |
| 10E--- | 1522 | 4--- | -- | | 1,275.00 | 0.00 | 819.00 | 0.00 | 0.00 | 456.00 |
| 10E050 | 1523 | 1100 | 00 000000 | RCHS Girls Track Coach Sal | 14,000.00 | 6,937.17 | 13,891.27 | 0.00 | 0.00 | 108.73 |
| 10E050 | 1523 | 1120 | 00 000000 | RCHS Girls Track Workers | 600.00 | 63.00 | 535.50 | 0.00 | 0.00 | 64.50 |
| 10E--- | 1523 | 1--- | -- | | 14,600.00 | 7,000.17 | 14,426.77 | 0.00 | 0.00 | 173.23 |
| 10E050 | 1523 | 2110 | 00 000000 | RCHS Girls Track TRS | 560.00 | 0.00 | 556.70 | 0.00 | 0.00 | 3.30 |
| 10E--- | 1523 | 2--- | -- | | 560.00 | 0.00 | 556.70 | 0.00 | 0.00 | 3.30 |
| 10E050 | 1523 | 3100 | 00 000000 | RCHS Girls Track Official | 300.00 | 0.00 | 301.00 | 0.00 | 0.00 | -1.00 |
| 10E050 | 1523 | 3190 | 00 000000 | RCHS Girls Track Part Exp | 1,200.00 | 347.00 | 1,483.70 | 0.00 | 0.00 | -283.70 |
| 10E050 | 1523 | 3320 | 00 000000 | RCHS Girls Track Travel | 0.00 | 0.00 | 0.00 | 0.00 | 0.00 | 0.00 |
| 10E--- | 1523 | 3--- | -- | | 1,500.00 | 347.00 | 1,784.70 | 0.00 | 0.00 | -284.70 |
| 10E050 | 1523 | 4100 | 00 000000 | RCHS Girls Track Supplies | 640.00 | 0.00 | 640.00 | 0.00 | 0.00 | 0.00 |
| 10E--- | 1523 | 4--- | -- | | 640.00 | 0.00 | 640.00 | 0.00 | 0.00 | 0.00 |
| 10E050 | 1524 | 1100 | 00 000000 | RCHS Girls Softball Cch Sal | 10,650.00 | 0.00 | 10,600.57 | 0.00 | 0.00 | 49.43 |
| 10E--- | 1524 | 1--- | -- | | 10,650.00 | 0.00 | 10,600.57 | 0.00 | 0.00 | 49.43 |
| 10E050 | 1524 | 2110 | 00 000000 | RCHS Girls Softball Cch TRS | 1,200.00 | 0.00 | 1,194.01 | 0.00 | 0.00 | 5.99 |
| 10E--- | 1524 | 2--- | -- | | 1,200.00 | 0.00 | 1,194.01 | 0.00 | 0.00 | 5.99 |
| 10E050 | 1524 | 3100 | 00 000000 | RCHS Girls Softball Official | 2,100.00 | 2,456.50 | 4,546.50 | 0.00 | 0.00 | -2,446.50 |
| 10E050 | 1524 | 3190 | 00 000000 | RCHS Girls Softball Part Exp | 180.00 | 0.00 | 0.00 | 0.00 | 0.00 | 180.00 |
| 10E050 | 1524 | 3320 | 00 000000 | RCHS Girls Softball Travel | 0.00 | 0.00 | 0.00 | 0.00 | 0.00 | 0.00 |
| 10E--- | 1524 | 3--- | -- | | 2,280.00 | 2,456.50 | 4,546.50 | 0.00 | 0.00 | -2,266.50 |
| 10E050 | 1524 | 4100 | 00 000000 | RCHS Girls Softball Supplies | 1,315.00 | 0.00 | 1,310.53 | 0.00 | 0.00 | 4.47 |
| 10E--- | 1524 | 4--- | -- | | 1,315.00 | 0.00 | 1,310.53 | 0.00 | 0.00 | 4.47 |
| 10E050 | 1525 | 1100 | 00 000000 | RCHS Girls Soccer Coach | 8,000.00 | 0.00 | 7,845.24 | 0.00 | 0.00 | 154.76 |
| 10E050 | 1525 | 1120 | 00 000000 | RCHS Girls Soccer Ticket | 0.00 | 0.00 | 0.00 | 0.00 | 0.00 | 0.00 |
| 10E--- | 1525 | 1--- | -- | | 8,000.00 | 0.00 | 7,845.24 | 0.00 | 0.00 | 154.76 |
| 10E050 | 1525 | 2110 | 00 000000 | RCHS Girls Soccer TRS | 0.00 | 0.00 | 0.00 | 0.00 | 0.00 | 0.00 |
| 10E--- | 1525 | 2--- | -- | | 0.00 | 0.00 | 0.00 | 0.00 | 0.00 | 0.00 |
| 10E050 | 1525 | 3100 | 00 000000 | RCHS Girls Soccer Officl | 1,500.00 | 0.00 | 1,170.00 | 0.00 | 0.00 | 330.00 |
| 10E050 | 1525 | 3190 | 00 000000 | RCHS Girls Soccer Part Exp | 500.00 | 0.00 | 63.00 | 0.00 | 0.00 | 437.00 |
| 10E050 | 1525 | 3320 | 00 000000 | RCHS Girls Soccer Trav | 0.00 | 0.00 | 0.00 | 0.00 | 0.00 | 0.00 |
| 10E--- | 1525 | 3--- | -- | | 2,000.00 | 0.00 | 1,233.00 | 0.00 | 0.00 | 767.00 |
| 10E050 | 1525 | 4100 | 00 000000 | RCHS Girls Soccer Supp | 890.00 | 0.00 | 890.00 | 0.00 | 0.00 | 0.00 |
| 10E--- | 1525 | 4--- | -- | | 890.00 | 0.00 | 890.00 | 0.00 | 0.00 | 0.00 |
| 10E050 | 1530 | 1100 | 00 000000 | RCHS Boys Tennis Coach Sal | 5,700.00 | 0.00 | 5,632.48 | 0.00 | 0.00 | 67.52 |
| 10E--- | 1530 | 1--- | -- | | 5,700.00 | 0.00 | 5,632.48 | 0.00 | 0.00 | 67.52 |
| 10E050 | 1530 | 2110 | 00 000000 | RCHS Boys Tennis Cch TRS | 0.00 | 0.00 | 0.00 | 0.00 | 0.00 | 0.00 |

| Account Level | | | | 2022-23 | June 2022-23 | 2022-23 | 2022-23 | Encumbered | 2022-23 | |
|---------------|------|------|----|-------------|--------------|------------------|---------------|----------------|---------|-----------------|
| FDTLOC | FUNC | OBJ | SJ | Description | Budget | Monthly Activity | FYTD Activity | Batch Activity | Amount | Available Funds |
| 10E--- | 1530 | 2--- | -- | ----- | 0.00 | 0.00 | 0.00 | 0.00 | 0.00 | 0.00 |
| 10E050 | 1530 | 3190 | 00 | 000000 | 180.00 | 100.00 | 225.00 | 0.00 | 0.00 | -45.00 |
| 10E050 | 1530 | 3320 | 00 | 000000 | 0.00 | 0.00 | 0.00 | 0.00 | 0.00 | 0.00 |
| 10E--- | 1530 | 3--- | -- | ----- | 180.00 | 100.00 | 225.00 | 0.00 | 0.00 | -45.00 |
| 10E050 | 1530 | 4100 | 00 | 000000 | 215.00 | 0.00 | 181.14 | 0.00 | 0.00 | 33.86 |
| 10E--- | 1530 | 4--- | -- | ----- | 215.00 | 0.00 | 181.14 | 0.00 | 0.00 | 33.86 |
| 10E050 | 1531 | 1100 | 00 | 000000 | 25,000.00 | 0.00 | 24,628.98 | 0.00 | 0.00 | 371.02 |
| 10E050 | 1531 | 1120 | 00 | 000000 | 3,000.00 | 0.00 | 3,001.50 | 0.00 | 0.00 | -1.50 |
| 10E--- | 1531 | 1--- | -- | ----- | 28,000.00 | 0.00 | 27,630.48 | 0.00 | 0.00 | 369.52 |
| 10E050 | 1531 | 2110 | 00 | 000000 | 2,200.00 | 0.00 | 1,670.56 | 0.00 | 0.00 | 529.44 |
| 10E--- | 1531 | 2--- | -- | ----- | 2,200.00 | 0.00 | 1,670.56 | 0.00 | 0.00 | 529.44 |
| 10E050 | 1531 | 3100 | 00 | 000000 | 2,850.00 | 0.00 | 3,195.00 | 0.00 | 0.00 | -345.00 |
| 10E050 | 1531 | 3190 | 00 | 000000 | 900.00 | 0.00 | 535.50 | 0.00 | 0.00 | 364.50 |
| 10E050 | 1531 | 3230 | 00 | 000000 | 6,000.00 | 0.00 | 6,000.00 | 0.00 | 0.00 | 0.00 |
| 10E050 | 1531 | 3320 | 00 | 000000 | 0.00 | 0.00 | 0.00 | 0.00 | 0.00 | 0.00 |
| 10E050 | 1531 | 3800 | 00 | 000000 | 0.00 | 0.00 | 0.00 | 0.00 | 0.00 | 0.00 |
| 10E--- | 1531 | 3--- | -- | ----- | 9,750.00 | 0.00 | 9,730.50 | 0.00 | 0.00 | 19.50 |
| 10E050 | 1531 | 4100 | 00 | 000000 | 4,700.00 | 0.00 | 4,700.00 | 0.00 | 0.00 | 0.00 |
| 10E--- | 1531 | 4--- | -- | ----- | 4,700.00 | 0.00 | 4,700.00 | 0.00 | 0.00 | 0.00 |
| 10E050 | 1532 | 1100 | 00 | 000000 | 18,000.00 | 0.00 | 17,862.52 | 0.00 | 0.00 | 137.48 |
| 10E050 | 1532 | 1120 | 00 | 000000 | 3,100.00 | 1,350.00 | 3,195.00 | 0.00 | 0.00 | -95.00 |
| 10E050 | 1532 | 1200 | 00 | 000000 | 0.00 | 0.00 | 0.00 | 0.00 | 0.00 | 0.00 |
| 10E--- | 1532 | 1--- | -- | ----- | 21,100.00 | 1,350.00 | 21,057.52 | 0.00 | 0.00 | 42.48 |
| 10E050 | 1532 | 2110 | 00 | 000000 | 2,000.00 | 0.00 | 1,904.72 | 0.00 | 0.00 | 95.28 |
| 10E--- | 1532 | 2--- | -- | ----- | 2,000.00 | 0.00 | 1,904.72 | 0.00 | 0.00 | 95.28 |
| 10E050 | 1532 | 3100 | 00 | 000000 | 4,140.00 | 0.00 | 4,020.00 | 0.00 | 0.00 | 120.00 |
| 10E050 | 1532 | 3190 | 00 | 000000 | 800.00 | 0.00 | 909.00 | 0.00 | 0.00 | -109.00 |
| 10E050 | 1532 | 3320 | 00 | 000000 | 0.00 | 0.00 | 0.00 | 0.00 | 0.00 | 0.00 |
| 10E--- | 1532 | 3--- | -- | ----- | 4,940.00 | 0.00 | 4,929.00 | 0.00 | 0.00 | 11.00 |
| 10E050 | 1532 | 4100 | 00 | 000000 | 3,100.00 | 0.00 | 3,094.58 | 0.00 | 0.00 | 5.42 |
| 10E--- | 1532 | 4--- | -- | ----- | 3,100.00 | 0.00 | 3,094.58 | 0.00 | 0.00 | 5.42 |
| 10E050 | 1533 | 1100 | 00 | 000000 | 16,900.00 | 10,280.24 | 17,553.29 | 0.00 | 0.00 | -653.29 |
| 10E050 | 1533 | 1110 | 00 | 000000 | 600.00 | 0.00 | -419.00 | 0.00 | 0.00 | 1,019.00 |
| 10E--- | 1533 | 1--- | -- | ----- | 17,500.00 | 10,280.24 | 17,134.29 | 0.00 | 0.00 | 365.71 |
| 10E050 | 1533 | 2110 | 00 | 000000 | 1,950.00 | 1,157.92 | 1,920.80 | 0.00 | 0.00 | 29.20 |
| 10E--- | 1533 | 2--- | -- | ----- | 1,950.00 | 1,157.92 | 1,920.80 | 0.00 | 0.00 | 29.20 |
| 10E050 | 1533 | 3100 | 00 | 000000 | 180.00 | 0.00 | 100.00 | 0.00 | 0.00 | 80.00 |
| 10E050 | 1533 | 3190 | 00 | 000000 | 2,000.00 | 179.00 | 2,229.70 | 0.00 | 0.00 | -229.70 |
| 10E050 | 1533 | 3320 | 00 | 000000 | 0.00 | 0.00 | 0.00 | 0.00 | 0.00 | 0.00 |
| 10E--- | 1533 | 3--- | -- | ----- | 2,180.00 | 179.00 | 2,329.70 | 0.00 | 0.00 | -149.70 |

| Account Level | | | | 2022-23 | June 2022-23 | 2022-23 | 2022-23 | Encumbered | 2022-23 | |
|---------------|------|------|-----------|--------------------------------|--------------|------------------|---------------|----------------|---------|-----------------|
| FDTLOC | FUNC | OBJ | SJ | Description | Budget | Monthly Activity | FYTD Activity | Batch Activity | Amount | Available Funds |
| 10E050 | 1533 | 4100 | 00 000000 | RCHS Boys Track Supplies | 640.00 | 0.00 | 640.00 | 0.00 | 0.00 | 0.00 |
| 10E--- | 1533 | 4--- | -- ----- | | 640.00 | 0.00 | 640.00 | 0.00 | 0.00 | 0.00 |
| 10E050 | 1533 | 5500 | 00 000000 | RCHS Boys Track Equipment | 0.00 | 0.00 | 0.00 | 0.00 | 0.00 | 0.00 |
| 10E--- | 1533 | 5--- | -- ----- | | 0.00 | 0.00 | 0.00 | 0.00 | 0.00 | 0.00 |
| 10E050 | 1534 | 1100 | 00 000000 | RCHS Boys Baseball Cch Sal | 9,200.00 | 0.00 | 9,123.11 | 0.00 | 0.00 | 76.89 |
| 10E050 | 1534 | 1120 | 00 000000 | RCHS Baseball Workers | 700.00 | 0.00 | 670.50 | 0.00 | 0.00 | 29.50 |
| 10E--- | 1534 | 1--- | -- ----- | | 9,900.00 | 0.00 | 9,793.61 | 0.00 | 0.00 | 106.39 |
| 10E050 | 1534 | 2110 | 00 000000 | RCHS Boys Baseball TRS | 1,100.00 | 0.00 | 1,049.78 | 0.00 | 0.00 | 50.22 |
| 10E--- | 1534 | 2--- | -- ----- | | 1,100.00 | 0.00 | 1,049.78 | 0.00 | 0.00 | 50.22 |
| 10E050 | 1534 | 3100 | 00 000000 | RCHS Boys Baseball Official | 2,500.00 | 780.00 | 3,160.00 | 0.00 | 0.00 | -660.00 |
| 10E050 | 1534 | 3190 | 00 000000 | RCHS Boys Baseball Part Exp | 0.00 | 0.00 | 0.00 | 0.00 | 0.00 | 0.00 |
| 10E050 | 1534 | 3320 | 00 000000 | RCHS Boys Baseball Travel | 0.00 | 0.00 | 0.00 | 0.00 | 0.00 | 0.00 |
| 10E--- | 1534 | 3--- | -- ----- | | 2,500.00 | 780.00 | 3,160.00 | 0.00 | 0.00 | -660.00 |
| 10E050 | 1534 | 4100 | 00 000000 | RCHS Boys Baseball Supplies | 1,875.00 | 0.00 | 1,854.37 | 0.00 | 0.00 | 20.63 |
| 10E--- | 1534 | 4--- | -- ----- | | 1,875.00 | 0.00 | 1,854.37 | 0.00 | 0.00 | 20.63 |
| 10E050 | 1536 | 1100 | 00 000000 | RCHS Soccer Coach Sal | 9,500.00 | 0.00 | 9,454.52 | 0.00 | 0.00 | 45.48 |
| 10E--- | 1536 | 1--- | -- ----- | | 9,500.00 | 0.00 | 9,454.52 | 0.00 | 0.00 | 45.48 |
| 10E050 | 1536 | 2110 | 00 000000 | RCHS Soccer Coach TRS | 0.00 | 0.00 | 0.00 | 0.00 | 0.00 | 0.00 |
| 10E--- | 1536 | 2--- | -- ----- | | 0.00 | 0.00 | 0.00 | 0.00 | 0.00 | 0.00 |
| 10E050 | 1536 | 3100 | 00 000000 | RCHS Soccer Officials | 1,200.00 | 0.00 | 1,110.00 | 0.00 | 0.00 | 90.00 |
| 10E050 | 1536 | 3190 | 00 000000 | RCHS Soccer Part Exp | 500.00 | 0.00 | 350.00 | 0.00 | 0.00 | 150.00 |
| 10E050 | 1536 | 3320 | 00 000000 | RCHS Soccer Travel | 0.00 | 0.00 | 0.00 | 0.00 | 0.00 | 0.00 |
| 10E--- | 1536 | 3--- | -- ----- | | 1,700.00 | 0.00 | 1,460.00 | 0.00 | 0.00 | 240.00 |
| 10E050 | 1536 | 4100 | 00 000000 | RCHS Soccer Supplies | 1,020.00 | 0.00 | 1,020.00 | 0.00 | 0.00 | 0.00 |
| 10E--- | 1536 | 4--- | -- ----- | | 1,020.00 | 0.00 | 1,020.00 | 0.00 | 0.00 | 0.00 |
| 10E050 | 1537 | 1100 | 00 000000 | RCHS Bass Fishing Coach Sal | 2,500.00 | 0.00 | 2,413.92 | 0.00 | 0.00 | 86.08 |
| 10E--- | 1537 | 1--- | -- ----- | | 2,500.00 | 0.00 | 2,413.92 | 0.00 | 0.00 | 86.08 |
| 10E050 | 1537 | 3190 | 00 000000 | Bass Fishing Particip Expenses | 0.00 | 0.00 | 0.00 | 0.00 | 0.00 | 0.00 |
| 10E--- | 1537 | 3--- | -- ----- | | 0.00 | 0.00 | 0.00 | 0.00 | 0.00 | 0.00 |
| 10E040 | 1540 | 1100 | 00 000000 | RCMS A D Sal | 4,500.00 | 366.10 | 4,370.68 | 0.00 | 0.00 | 129.32 |
| 10E--- | 1540 | 1--- | -- ----- | | 4,500.00 | 366.10 | 4,370.68 | 0.00 | 0.00 | 129.32 |
| 10E040 | 1540 | 2110 | 00 000000 | RCMS A D TRS | 500.00 | 41.24 | 492.32 | 0.00 | 0.00 | 7.68 |
| 10E040 | 1540 | 2200 | 00 000000 | | 0.00 | 0.00 | 0.00 | 0.00 | 0.00 | 0.00 |
| 10E--- | 1540 | 2--- | -- ----- | | 500.00 | 41.24 | 492.32 | 0.00 | 0.00 | 7.68 |
| 10E040 | 1540 | 3190 | 00 000000 | RCMS AD Pur Serv | 250.00 | 0.00 | 39.00 | 0.00 | 0.00 | 211.00 |
| 10E040 | 1540 | 3320 | 00 000000 | RCMS A D Travel | 700.00 | 0.00 | 352.26 | 0.00 | 0.00 | 347.74 |
| 10E040 | 1540 | 3910 | 00 000000 | RCMS A D State Plyoffs | 365.00 | 110.00 | 168.00 | 0.00 | 0.00 | 197.00 |
| 10E--- | 1540 | 3--- | -- ----- | | 1,315.00 | 110.00 | 559.26 | 0.00 | 0.00 | 755.74 |
| 10E040 | 1540 | 4100 | 00 000000 | RCMS A D Supplies | 305.00 | 0.00 | 236.84 | 0.00 | 0.00 | 68.16 |
| 10E040 | 1540 | 4110 | 00 000000 | RCMS A D Awards | 1,600.00 | 822.65 | 2,529.70 | 0.00 | 0.00 | -929.70 |

120

| Account Level | | | | | 2022-23 | June 2022-23 | 2022-23 | 2022-23 | Encumbered | 2022-23 |
|---------------|------|------|----|-------------|--------------------------------|------------------|---------------|----------------|------------|-----------------|
| FDTLOC | FUNC | OBJ | SJ | Description | Budget | Monthly Activity | FYTD Activity | Batch Activity | Amount | Available Funds |
| 10E040 | 1540 | 4120 | 00 | 000000 | RCMS Athletic Uniforms | 2,000.00 | 0.00 | 0.00 | 0.00 | 2,000.00 |
| 10E--- | 1540 | 4--- | -- | ----- | | 3,905.00 | 822.65 | 2,766.54 | 0.00 | 1,138.46 |
| 10E040 | 1540 | 6400 | 00 | 000000 | RCMS A D Dues/Fees | 1,200.00 | 0.00 | 1,190.00 | 0.00 | 10.00 |
| 10E--- | 1540 | 6--- | -- | ----- | | 1,200.00 | 0.00 | 1,190.00 | 0.00 | 10.00 |
| 10E040 | 1550 | 1100 | 00 | 000000 | RCMS Chrlldr Spons Sal | 4,100.00 | 0.00 | 4,023.20 | 0.00 | 76.80 |
| 10E--- | 1550 | 1--- | -- | ----- | | 4,100.00 | 0.00 | 4,023.20 | 0.00 | 76.80 |
| 10E040 | 1550 | 2110 | 00 | 000000 | RCMS Chrlldr Spons TRS | 0.00 | 0.00 | 0.00 | 0.00 | 0.00 |
| 10E--- | 1550 | 2--- | -- | ----- | | 0.00 | 0.00 | 0.00 | 0.00 | 0.00 |
| 10E040 | 1550 | 3190 | 00 | 000000 | RCMS Chrlldr Part Exp | 0.00 | 0.00 | 0.00 | 0.00 | 0.00 |
| 10E040 | 1550 | 3320 | 00 | 000000 | RCMS Chrlldr Travel | 0.00 | 0.00 | 0.00 | 0.00 | 0.00 |
| 10E--- | 1550 | 3--- | -- | ----- | | 0.00 | 0.00 | 0.00 | 0.00 | 0.00 |
| 10E040 | 1550 | 4100 | 00 | 000000 | RCMS Chrlldr Supplies | 500.00 | 0.00 | 0.00 | 0.00 | 500.00 |
| 10E--- | 1550 | 4--- | -- | ----- | | 500.00 | 0.00 | 0.00 | 0.00 | 500.00 |
| 10E040 | 1550 | 6400 | 00 | 000000 | RCMS Chrlldr Dues/Fees | 0.00 | 0.00 | 0.00 | 0.00 | 0.00 |
| 10E--- | 1550 | 6--- | -- | ----- | | 0.00 | 0.00 | 0.00 | 0.00 | 0.00 |
| 10E040 | 1551 | 1100 | 00 | 000000 | RCMS X-Country Coach Sal | 4,100.00 | 0.00 | 4,027.22 | 0.00 | 72.78 |
| 10E040 | 1551 | 1120 | 00 | 000000 | RCMS X-Country Wrk Sal | 850.00 | 0.00 | 846.00 | 0.00 | 4.00 |
| 10E--- | 1551 | 1--- | -- | ----- | | 4,950.00 | 0.00 | 4,873.22 | 0.00 | 76.78 |
| 10E040 | 1551 | 2110 | 00 | 000000 | RCMS X-Country Coach TRS | 500.00 | 0.00 | 463.72 | 0.00 | 36.28 |
| 10E--- | 1551 | 2--- | -- | ----- | | 500.00 | 0.00 | 463.72 | 0.00 | 36.28 |
| 10E040 | 1551 | 3100 | 00 | 000000 | MS Cross Country Officials | 0.00 | 0.00 | 0.00 | 0.00 | 0.00 |
| 10E040 | 1551 | 3190 | 00 | 000000 | RCMS X-Country Part Exp | 130.00 | 0.00 | 127.00 | 0.00 | 3.00 |
| 10E040 | 1551 | 3320 | 00 | 000000 | RCMS X-Country Travel | 0.00 | 0.00 | 0.00 | 0.00 | 0.00 |
| 10E--- | 1551 | 3--- | -- | ----- | | 130.00 | 0.00 | 127.00 | 0.00 | 3.00 |
| 10E040 | 1551 | 4100 | 00 | 000000 | RCMS X-Country Supplies | 500.00 | 0.00 | 479.91 | 0.00 | 20.09 |
| 10E--- | 1551 | 4--- | -- | ----- | | 500.00 | 0.00 | 479.91 | 0.00 | 20.09 |
| 10E040 | 1551 | 6400 | 00 | 000000 | RCMS X-Country Dues/Fees | 0.00 | 0.00 | 0.00 | 0.00 | 0.00 |
| 10E--- | 1551 | 6--- | -- | ----- | | 0.00 | 0.00 | 0.00 | 0.00 | 0.00 |
| 10E040 | 1552 | 1100 | 00 | 000000 | RCMS Baseball Coaches Salary | 2,200.00 | 0.00 | 2,196.67 | 0.00 | 3.33 |
| 10E--- | 1552 | 1--- | -- | ----- | | 2,200.00 | 0.00 | 2,196.67 | 0.00 | 3.33 |
| 10E040 | 1552 | 2110 | 00 | 000000 | RCMS Baseball Coaches TRS | 250.00 | 0.00 | 247.41 | 0.00 | 2.59 |
| 10E--- | 1552 | 2--- | -- | ----- | | 250.00 | 0.00 | 247.41 | 0.00 | 2.59 |
| 10E040 | 1552 | 3100 | 00 | 000000 | RCMS Baseball Officals | 700.00 | 0.00 | 690.00 | 0.00 | 10.00 |
| 10E040 | 1552 | 3190 | 00 | 000000 | RCMS Baseball Particip Expense | 635.00 | 0.00 | 635.00 | 0.00 | 0.00 |
| 10E040 | 1552 | 3320 | 00 | 000000 | RCMS Baseball Travel | 0.00 | 0.00 | 0.00 | 0.00 | 0.00 |
| 10E--- | 1552 | 3--- | -- | ----- | | 1,335.00 | 0.00 | 1,325.00 | 0.00 | 10.00 |
| 10E040 | 1552 | 4100 | 00 | 000000 | RCMS Baseball Supplies | 4,100.00 | 0.00 | 4,100.00 | 0.00 | 0.00 |
| 10E--- | 1552 | 4--- | -- | ----- | | 4,100.00 | 0.00 | 4,100.00 | 0.00 | 0.00 |
| 10E040 | 1552 | 5500 | 00 | 000000 | RCMS Baseball Equipment | 750.00 | 0.00 | 628.21 | 0.00 | 121.79 |
| 10E--- | 1552 | 5--- | -- | ----- | | 750.00 | 0.00 | 628.21 | 0.00 | 121.79 |

| Account Level | | | | | 2022-23 | June 2022-23 | 2022-23 | 2022-23 | Encumbered | 2022-23 |
|---------------|------|------|----|-------------|--------------------------------|------------------|---------------|----------------|------------|-----------------|
| FDTLOC | FUNC | OBJ | SJ | Description | Budget | Monthly Activity | FYTD Activity | Batch Activity | Amount | Available Funds |
| 10E040 | 1553 | 1100 | 00 | 000000 | RCMS Softball Coaches Salary | 2,200.00 | 0.00 | 1,399.41 | 0.00 | 800.59 |
| 10E--- | 1553 | 1--- | -- | ----- | 2,200.00 | 0.00 | 1,399.41 | 0.00 | 0.00 | 800.59 |
| 10E040 | 1553 | 2110 | 00 | 000000 | RCMS Softball Coaches TRS | 220.00 | 0.00 | 157.48 | 0.00 | 62.52 |
| 10E--- | 1553 | 2--- | -- | ----- | 220.00 | 0.00 | 157.48 | 0.00 | 0.00 | 62.52 |
| 10E040 | 1553 | 3100 | 00 | 000000 | RCMS Softball Officials | 1,200.00 | 0.00 | 550.00 | 0.00 | 650.00 |
| 10E040 | 1553 | 3190 | 00 | 000000 | RCMS Softball Particip Expense | 750.00 | 0.00 | 720.00 | 0.00 | 30.00 |
| 10E040 | 1553 | 3320 | 00 | 000000 | RCMS Softball Travel | 0.00 | 0.00 | 0.00 | 0.00 | 0.00 |
| 10E--- | 1553 | 3--- | -- | ----- | 1,950.00 | 0.00 | 1,270.00 | 0.00 | 0.00 | 680.00 |
| 10E040 | 1553 | 4100 | 00 | 000000 | RCMS Softball Supplies | 4,200.00 | 0.00 | 4,123.43 | 0.00 | 76.57 |
| 10E--- | 1553 | 4--- | -- | ----- | 4,200.00 | 0.00 | 4,123.43 | 0.00 | 0.00 | 76.57 |
| 10E040 | 1553 | 5500 | 00 | 000000 | RCMS Softball Equipment | 1,100.00 | 0.00 | 1,010.51 | 0.00 | 89.49 |
| 10E--- | 1553 | 5--- | -- | ----- | 1,100.00 | 0.00 | 1,010.51 | 0.00 | 0.00 | 89.49 |
| 10E040 | 1560 | 1100 | 00 | 000000 | RCMS Girls Basketball Cch Sal | 7,500.00 | 0.00 | 7,502.22 | 0.00 | -2.22 |
| 10E040 | 1560 | 1120 | 00 | 000000 | RCMS Girls Basketball Wrks Sal | 1,500.00 | 0.00 | 1,152.00 | 0.00 | 348.00 |
| 10E--- | 1560 | 1--- | -- | ----- | 9,000.00 | 0.00 | 8,654.22 | 0.00 | 0.00 | 345.78 |
| 10E040 | 1560 | 2110 | 00 | 000000 | RCMS Girls Basketball Coach TR | 860.00 | 0.00 | 857.71 | 0.00 | 2.29 |
| 10E040 | 1560 | 2130 | 00 | 000000 | | 0.00 | 0.00 | 0.00 | 0.00 | 0.00 |
| 10E--- | 1560 | 2--- | -- | ----- | 860.00 | 0.00 | 857.71 | 0.00 | 0.00 | 2.29 |
| 10E040 | 1560 | 3100 | 00 | 000000 | RCMS Girls Basketball Official | 3,000.00 | 0.00 | 2,058.50 | 0.00 | 941.50 |
| 10E040 | 1560 | 3190 | 00 | 000000 | RCMS Girls Basketball Part Exp | 0.00 | 0.00 | 0.00 | 0.00 | 0.00 |
| 10E040 | 1560 | 3320 | 00 | 000000 | RCMS Girls Basketball Travel | 0.00 | 0.00 | 0.00 | 0.00 | 0.00 |
| 10E--- | 1560 | 3--- | -- | ----- | 3,000.00 | 0.00 | 2,058.50 | 0.00 | 0.00 | 941.50 |
| 10E040 | 1560 | 4100 | 00 | 000000 | RCMS Girls Basketball Supplies | 1,250.00 | 0.00 | 0.00 | 0.00 | 1,250.00 |
| 10E--- | 1560 | 4--- | -- | ----- | 1,250.00 | 0.00 | 0.00 | 0.00 | 0.00 | 1,250.00 |
| 10E040 | 1560 | 5400 | 00 | 000000 | RCMS Girls Basketball Equip | 0.00 | 0.00 | 0.00 | 0.00 | 0.00 |
| 10E--- | 1560 | 5--- | -- | ----- | 0.00 | 0.00 | 0.00 | 0.00 | 0.00 | 0.00 |
| 10E040 | 1560 | 6400 | 00 | 000000 | RCMS Girls Basktbball Due/Fees | 100.00 | 0.00 | 100.00 | 0.00 | 0.00 |
| 10E--- | 1560 | 6--- | -- | ----- | 100.00 | 0.00 | 100.00 | 0.00 | 0.00 | 0.00 |
| 10E040 | 1561 | 1100 | 00 | 000000 | RCMS Volleybl Coach Sal | 6,500.00 | 0.00 | 6,516.39 | 0.00 | -16.39 |
| 10E040 | 1561 | 1120 | 00 | 000000 | RCMS Volleybl Gm Wrk Sal | 700.00 | 0.00 | 616.50 | 0.00 | 83.50 |
| 10E--- | 1561 | 1--- | -- | ----- | 7,200.00 | 0.00 | 7,132.89 | 0.00 | 0.00 | 67.11 |
| 10E040 | 1561 | 2110 | 00 | 000000 | RCMS Volleybl Coach TRS | 710.00 | 0.00 | 701.03 | 0.00 | 8.97 |
| 10E040 | 1561 | 2130 | 00 | 000000 | | 0.00 | 0.00 | 0.00 | 0.00 | 0.00 |
| 10E--- | 1561 | 2--- | -- | ----- | 710.00 | 0.00 | 701.03 | 0.00 | 0.00 | 8.97 |
| 10E040 | 1561 | 3100 | 00 | 000000 | RCMS Volleybl Officials | 1,100.00 | 0.00 | 720.00 | 0.00 | 380.00 |
| 10E040 | 1561 | 3190 | 00 | 000000 | RCMS Volleybl Part Exp | 700.00 | 0.00 | 0.00 | 0.00 | 700.00 |
| 10E040 | 1561 | 3320 | 00 | 000000 | RCMS Volleybl Travel | 0.00 | 0.00 | 0.00 | 0.00 | 0.00 |
| 10E--- | 1561 | 3--- | -- | ----- | 1,800.00 | 0.00 | 720.00 | 0.00 | 0.00 | 1,080.00 |
| 10E040 | 1561 | 4100 | 00 | 000000 | RCMS Volleybl Supplies | 300.00 | 0.00 | 158.00 | 0.00 | 142.00 |
| 10E--- | 1561 | 4--- | -- | ----- | 300.00 | 0.00 | 158.00 | 0.00 | 0.00 | 142.00 |

| Account Level | | | | 2022-23 | June 2022-23 | 2022-23 | 2022-23 | Encumbered | 2022-23 | |
|---------------|------|------|-----------|--------------------------------|--------------|------------------|---------------|----------------|---------|-----------------|
| FDTLOC | FUNC | OBJ | SJ | Description | Budget | Monthly Activity | FYTD Activity | Batch Activity | Amount | Available Funds |
| 10E040 | 1561 | 6400 | 00 000000 | RCMS Volleybl Dues/Fees | 500.00 | 0.00 | 500.00 | 0.00 | 0.00 | 0.00 |
| 10E--- | 1561 | 6--- | -- ----- | | 500.00 | 0.00 | 500.00 | 0.00 | 0.00 | 0.00 |
| 10E040 | 1562 | 1100 | 00 000000 | RCMS Grls Trk Coach Sal | 4,000.00 | 0.00 | 3,898.94 | 0.00 | 0.00 | 101.06 |
| 10E--- | 1562 | 1--- | -- ----- | | 4,000.00 | 0.00 | 3,898.94 | 0.00 | 0.00 | 101.06 |
| 10E040 | 1562 | 2110 | 00 000000 | RCMS Grls Trk Cch TRS | 225.00 | 0.00 | 216.21 | 0.00 | 0.00 | 8.79 |
| 10E--- | 1562 | 2--- | -- ----- | | 225.00 | 0.00 | 216.21 | 0.00 | 0.00 | 8.79 |
| 10E040 | 1562 | 3100 | 00 000000 | RCMS Grls Trk Officials | 300.00 | 0.00 | 0.00 | 0.00 | 0.00 | 300.00 |
| 10E040 | 1562 | 3190 | 00 000000 | RCMS Girls Track Part Exp | 0.00 | 0.00 | 0.00 | 0.00 | 0.00 | 0.00 |
| 10E040 | 1562 | 3320 | 00 000000 | RCMS Grls Trk Travel | 0.00 | 0.00 | 0.00 | 0.00 | 0.00 | 0.00 |
| 10E--- | 1562 | 3--- | -- ----- | | 300.00 | 0.00 | 0.00 | 0.00 | 0.00 | 300.00 |
| 10E040 | 1562 | 4100 | 00 000000 | RCMS Grls Trk Supplies | 250.00 | 0.00 | 213.60 | 0.00 | 0.00 | 36.40 |
| 10E--- | 1562 | 4--- | -- ----- | | 250.00 | 0.00 | 213.60 | 0.00 | 0.00 | 36.40 |
| 10E040 | 1562 | 6400 | 00 000000 | RCMS Grls Trk Dues/Fees | 100.00 | 0.00 | 71.87 | 0.00 | 0.00 | 28.13 |
| 10E--- | 1562 | 6--- | -- ----- | | 100.00 | 0.00 | 71.87 | 0.00 | 0.00 | 28.13 |
| 10E040 | 1563 | 1100 | 00 000000 | RCMS 6th girls BBall Coach Sal | 3,700.00 | 0.00 | 2,936.28 | 0.00 | 0.00 | 763.72 |
| 10E--- | 1563 | 1--- | -- ----- | | 3,700.00 | 0.00 | 2,936.28 | 0.00 | 0.00 | 763.72 |
| 10E040 | 1563 | 2110 | 00 000000 | RCMS 6th girls BBall Coach TRS | 370.00 | 0.00 | 295.75 | 0.00 | 0.00 | 74.25 |
| 10E--- | 1563 | 2--- | -- ----- | | 370.00 | 0.00 | 295.75 | 0.00 | 0.00 | 74.25 |
| 10E040 | 1563 | 3100 | 00 000000 | RCMS 6th girls BBall Officials | 1,000.00 | 0.00 | 0.00 | 0.00 | 0.00 | 1,000.00 |
| 10E040 | 1563 | 3190 | 00 000000 | MS 6th girls BBall Partic Exp | 0.00 | 0.00 | 0.00 | 0.00 | 0.00 | 0.00 |
| 10E040 | 1563 | 3320 | 00 000000 | RCMS 6th girls B-Ball Travel | 0.00 | 0.00 | 0.00 | 0.00 | 0.00 | 0.00 |
| 10E--- | 1563 | 3--- | -- ----- | | 1,000.00 | 0.00 | 0.00 | 0.00 | 0.00 | 1,000.00 |
| 10E040 | 1563 | 4100 | 00 000000 | RCMS 6th girls B-Ball Supplies | 625.00 | 0.00 | 0.00 | 0.00 | 0.00 | 625.00 |
| 10E--- | 1563 | 4--- | -- ----- | | 625.00 | 0.00 | 0.00 | 0.00 | 0.00 | 625.00 |
| 10E040 | 1563 | 5500 | 00 000000 | RCMS 6th girls BBall Equipment | 0.00 | 0.00 | 0.00 | 0.00 | 0.00 | 0.00 |
| 10E--- | 1563 | 5--- | -- ----- | | 0.00 | 0.00 | 0.00 | 0.00 | 0.00 | 0.00 |
| 10E040 | 1564 | 1100 | 00 000000 | RCMS 6th Boys Bb Coach Salary | 3,500.00 | 0.00 | 3,404.24 | 0.00 | 0.00 | 95.76 |
| 10E--- | 1564 | 1--- | -- ----- | | 3,500.00 | 0.00 | 3,404.24 | 0.00 | 0.00 | 95.76 |
| 10E040 | 1564 | 2110 | 00 000000 | RCMS 6th Boys Bball Coach TRS | 255.00 | 0.00 | 13.18 | 0.00 | 0.00 | 241.82 |
| 10E--- | 1564 | 2--- | -- ----- | | 255.00 | 0.00 | 13.18 | 0.00 | 0.00 | 241.82 |
| 10E040 | 1564 | 3100 | 00 000000 | RCMS 6th Boys Bball Officials | 1,000.00 | 0.00 | 0.00 | 0.00 | 0.00 | 1,000.00 |
| 10E040 | 1564 | 3190 | 00 000000 | RCMS 6th Boys Bball Partic Exp | 0.00 | 0.00 | 0.00 | 0.00 | 0.00 | 0.00 |
| 10E040 | 1564 | 3320 | 00 000000 | RCMS 6th Boys Bball Travel | 0.00 | 0.00 | 0.00 | 0.00 | 0.00 | 0.00 |
| 10E--- | 1564 | 3--- | -- ----- | | 1,000.00 | 0.00 | 0.00 | 0.00 | 0.00 | 1,000.00 |
| 10E040 | 1564 | 4100 | 00 000000 | RCMS 6th Boys Bball Supplies | 625.00 | 0.00 | 0.00 | 0.00 | 0.00 | 625.00 |
| 10E--- | 1564 | 4--- | -- ----- | | 625.00 | 0.00 | 0.00 | 0.00 | 0.00 | 625.00 |
| 10E040 | 1564 | 5500 | 00 000000 | RCMS 6th Boys Bball Equipment | 0.00 | 0.00 | 0.00 | 0.00 | 0.00 | 0.00 |
| 10E--- | 1564 | 5--- | -- ----- | | 0.00 | 0.00 | 0.00 | 0.00 | 0.00 | 0.00 |
| 10E040 | 1570 | 1100 | 00 000000 | RCMS Boys Basketball Coach Sal | 8,000.00 | 0.00 | 7,729.62 | 0.00 | 0.00 | 270.38 |
| 10E040 | 1570 | 1120 | 00 000000 | RCMS Boys Basketball Wrk Sal | 1,100.00 | 0.00 | 1,067.25 | 0.00 | 0.00 | 32.75 |

| Account Level | | | | | 2022-23 | June 2022-23 | 2022-23 | 2022-23 | Encumbered | 2022-23 |
|---------------|------|------|----|-------------|--------------------------------|------------------|---------------|----------------|------------|-----------------|
| FDTLOC | FUNC | OBJ | SJ | Description | Budget | Monthly Activity | FYTD Activity | Batch Activity | Amount | Available Funds |
| 10E040 | 1570 | 1210 | 00 | 000000 | 0.00 | 0.00 | 0.00 | 0.00 | 0.00 | 0.00 |
| 10E--- | 1570 | 1--- | -- | ----- | 9,100.00 | 0.00 | 8,796.87 | 0.00 | 0.00 | 303.13 |
| 10E040 | 1570 | 2110 | 00 | 000000 | RCMS Boys Basketball Coach TRS | 50.00 | 0.00 | 30.91 | 0.00 | 19.09 |
| 10E040 | 1570 | 2130 | 00 | 000000 | 0.00 | 0.00 | 0.00 | 0.00 | 0.00 | 0.00 |
| 10E--- | 1570 | 2--- | -- | ----- | 50.00 | 0.00 | 30.91 | 0.00 | 0.00 | 19.09 |
| 10E040 | 1570 | 3100 | 00 | 000000 | RCMS Boys Basketball Official | 3,000.00 | 0.00 | 2,257.00 | 0.00 | 743.00 |
| 10E040 | 1570 | 3190 | 00 | 000000 | RCMS Boys Basketball Part Exp | 0.00 | 0.00 | 0.00 | 0.00 | 0.00 |
| 10E040 | 1570 | 3320 | 00 | 000000 | RCMS Boys Basketball Travel | 0.00 | 0.00 | 0.00 | 0.00 | 0.00 |
| 10E--- | 1570 | 3--- | -- | ----- | 3,000.00 | 0.00 | 2,257.00 | 0.00 | 0.00 | 743.00 |
| 10E040 | 1570 | 4100 | 00 | 000000 | RCMS Boys Basketball Supplies | 1,250.00 | 0.00 | 45.00 | 0.00 | 1,205.00 |
| 10E--- | 1570 | 4--- | -- | ----- | 1,250.00 | 0.00 | 45.00 | 0.00 | 0.00 | 1,205.00 |
| 10E040 | 1570 | 6400 | 00 | 000000 | RCMS Boys Basketball Due/Fees | 100.00 | 0.00 | 100.00 | 0.00 | 0.00 |
| 10E--- | 1570 | 6--- | -- | ----- | 100.00 | 0.00 | 100.00 | 0.00 | 0.00 | 0.00 |
| 10E040 | 1571 | 1100 | 00 | 000000 | RCMS Boys Track Coach Sal | 5,300.00 | 0.00 | 4,834.95 | 0.00 | 465.05 |
| 10E--- | 1571 | 1--- | -- | ----- | 5,300.00 | 0.00 | 4,834.95 | 0.00 | 0.00 | 465.05 |
| 10E040 | 1571 | 2110 | 00 | 000000 | RCMS Boys Track Coach TRS | 165.00 | 0.00 | 26.05 | 0.00 | 138.95 |
| 10E--- | 1571 | 2--- | -- | ----- | 165.00 | 0.00 | 26.05 | 0.00 | 0.00 | 138.95 |
| 10E040 | 1571 | 3100 | 00 | 000000 | RCMS Boys Track Officials | 400.00 | 0.00 | 394.50 | 0.00 | 5.50 |
| 10E040 | 1571 | 3190 | 00 | 000000 | RCMS Boys Track Part Exp | 0.00 | 0.00 | 0.00 | 0.00 | 0.00 |
| 10E040 | 1571 | 3320 | 00 | 000000 | RCMS Boys Track Travel | 0.00 | 0.00 | 0.00 | 0.00 | 0.00 |
| 10E--- | 1571 | 3--- | -- | ----- | 400.00 | 0.00 | 394.50 | 0.00 | 0.00 | 5.50 |
| 10E040 | 1571 | 4100 | 00 | 000000 | RCMS Boys Track Supplies | 1,300.00 | 0.00 | 348.60 | 0.00 | 951.40 |
| 10E--- | 1571 | 4--- | -- | ----- | 1,300.00 | 0.00 | 348.60 | 0.00 | 0.00 | 951.40 |
| 10E040 | 1571 | 6400 | 00 | 000000 | RCMS Boys Track Dues/Fees | 100.00 | 0.00 | 71.88 | 0.00 | 28.12 |
| 10E--- | 1571 | 6--- | -- | ----- | 100.00 | 0.00 | 71.88 | 0.00 | 0.00 | 28.12 |
| 10E050 | 1572 | 1100 | 00 | 000000 | RCHS Wrestling Coach | 6,650.00 | 0.00 | 6,638.28 | 0.00 | 11.72 |
| 10E050 | 1572 | 1120 | 00 | 000000 | RCHS Wrestling Workers Sal | 500.00 | 0.00 | 148.50 | 0.00 | 351.50 |
| 10E--- | 1572 | 1--- | -- | ----- | 7,150.00 | 0.00 | 6,786.78 | 0.00 | 0.00 | 363.22 |
| 10E050 | 1572 | 2110 | 00 | 000000 | RCHS Wrestling TRS | 0.00 | 0.00 | 0.00 | 0.00 | 0.00 |
| 10E--- | 1572 | 2--- | -- | ----- | 0.00 | 0.00 | 0.00 | 0.00 | 0.00 | 0.00 |
| 10E050 | 1572 | 3100 | 00 | 000000 | RCHS Wrestling Officials | 1,440.00 | 0.00 | 1,250.00 | 0.00 | 190.00 |
| 10E050 | 1572 | 3190 | 00 | 000000 | RCHS Wrestling Entry Fees | 1,025.00 | 0.00 | 1,050.00 | 0.00 | -25.00 |
| 10E050 | 1572 | 3320 | 00 | 000000 | RCHS Wrestling Travel | 0.00 | 0.00 | 0.00 | 0.00 | 0.00 |
| 10E--- | 1572 | 3--- | -- | ----- | 2,465.00 | 0.00 | 2,300.00 | 0.00 | 0.00 | 165.00 |
| 10E040 | 1572 | 4100 | 00 | 000000 | Wrestling Supplies | 0.00 | 0.00 | 0.00 | 0.00 | 0.00 |
| 10E050 | 1572 | 4100 | 00 | 000000 | RCHS Wrestling Supp | 510.00 | 0.00 | 510.00 | 0.00 | 0.00 |
| 10E--- | 1572 | 4--- | -- | ----- | 510.00 | 0.00 | 510.00 | 0.00 | 0.00 | 0.00 |
| 10E040 | 1575 | 1100 | 00 | 000000 | RCMS Yearbook Sponsor Sal | 3,300.00 | 274.58 | 3,283.92 | 0.00 | 16.08 |
| 10E--- | 1575 | 1--- | -- | ----- | 3,300.00 | 274.58 | 3,283.92 | 0.00 | 0.00 | 16.08 |
| 10E040 | 1575 | 2110 | 00 | 000000 | RCMS Yearbook Sponsor TRS | 375.00 | 30.92 | 369.83 | 0.00 | 5.17 |

| Account Level | | | | 2022-23 | June 2022-23 | 2022-23 | 2022-23 | Encumbered | 2022-23 | |
|---------------|------|------|----|-------------|--------------|------------------|---------------|----------------|---------|-----------------|
| FDTLOC | FUNC | OBJ | SJ | Description | Budget | Monthly Activity | FYTD Activity | Batch Activity | Amount | Available Funds |
| 10E--- | 1575 | 2--- | -- | ----- | 375.00 | 30.92 | 369.83 | 0.00 | 0.00 | 5.17 |
| 10E040 | 1576 | 1100 | 00 | 000000 | 1,500.00 | 122.04 | 1,459.56 | 0.00 | 0.00 | 40.44 |
| 10E--- | 1576 | 1--- | -- | ----- | 1,500.00 | 122.04 | 1,459.56 | 0.00 | 0.00 | 40.44 |
| 10E040 | 1576 | 2110 | 00 | 000000 | 175.00 | 13.74 | 164.33 | 0.00 | 0.00 | 10.67 |
| 10E--- | 1576 | 2--- | -- | ----- | 175.00 | 13.74 | 164.33 | 0.00 | 0.00 | 10.67 |
| 10E050 | 1580 | 1100 | 00 | 000000 | 4,700.00 | 0.00 | 4,653.45 | 0.00 | 0.00 | 46.55 |
| 10E--- | 1580 | 1--- | -- | ----- | 4,700.00 | 0.00 | 4,653.45 | 0.00 | 0.00 | 46.55 |
| 10E050 | 1580 | 2110 | 00 | 000000 | 525.00 | 0.00 | 524.14 | 0.00 | 0.00 | 0.86 |
| 10E--- | 1580 | 2--- | -- | ----- | 525.00 | 0.00 | 524.14 | 0.00 | 0.00 | 0.86 |
| 10E050 | 1580 | 3190 | 00 | 000000 | 200.00 | 0.00 | 45.00 | 0.00 | 0.00 | 155.00 |
| 10E050 | 1580 | 3320 | 00 | 000000 | 0.00 | 0.00 | 0.00 | 0.00 | 0.00 | 0.00 |
| 10E--- | 1580 | 3--- | -- | ----- | 200.00 | 0.00 | 45.00 | 0.00 | 0.00 | 155.00 |
| 10E050 | 1580 | 4100 | 00 | 000000 | 340.00 | 0.00 | 0.00 | 0.00 | 0.00 | 340.00 |
| 10E--- | 1580 | 4--- | -- | ----- | 340.00 | 0.00 | 0.00 | 0.00 | 0.00 | 340.00 |
| 10E050 | 1581 | 1100 | 00 | 000000 | 3,000.00 | 2,928.89 | 2,928.89 | 0.00 | 0.00 | 71.11 |
| 10E--- | 1581 | 1--- | -- | ----- | 3,000.00 | 2,928.89 | 2,928.89 | 0.00 | 0.00 | 71.11 |
| 10E050 | 1581 | 2110 | 00 | 000000 | 350.00 | 329.89 | 329.89 | 0.00 | 0.00 | 20.11 |
| 10E--- | 1581 | 2--- | -- | ----- | 350.00 | 329.89 | 329.89 | 0.00 | 0.00 | 20.11 |
| 10E050 | 1582 | 1100 | 00 | 000000 | 15,000.00 | 0.00 | 14,651.69 | 0.00 | 0.00 | 348.31 |
| 10E--- | 1582 | 1--- | -- | ----- | 15,000.00 | 0.00 | 14,651.69 | 0.00 | 0.00 | 348.31 |
| 10E050 | 1582 | 2110 | 00 | 000000 | 1,500.00 | 0.00 | 1,408.21 | 0.00 | 0.00 | 91.79 |
| 10E050 | 1582 | 2130 | 00 | 000000 | 0.00 | 0.00 | 0.00 | 0.00 | 0.00 | 0.00 |
| 10E050 | 1582 | 2200 | 00 | 000000 | 0.00 | 0.00 | 0.00 | 0.00 | 0.00 | 0.00 |
| 10E--- | 1582 | 2--- | -- | ----- | 1,500.00 | 0.00 | 1,408.21 | 0.00 | 0.00 | 91.79 |
| 10E050 | 1582 | 3190 | 00 | 000000 | 1,200.00 | 0.00 | 1,075.00 | 0.00 | 0.00 | 125.00 |
| 10E--- | 1582 | 3--- | -- | ----- | 1,200.00 | 0.00 | 1,075.00 | 0.00 | 0.00 | 125.00 |
| 10E050 | 1583 | 1100 | 00 | 000000 | 12,300.00 | 701.38 | 12,380.28 | 0.00 | 0.00 | -80.28 |
| 10E050 | 1583 | 1110 | 00 | 000000 | 1,500.00 | 0.00 | 1,330.00 | 0.00 | 0.00 | 170.00 |
| 10E--- | 1583 | 1--- | -- | ----- | 13,800.00 | 701.38 | 13,710.28 | 0.00 | 0.00 | 89.72 |
| 10E050 | 1583 | 2110 | 00 | 000000 | 1,300.00 | 41.24 | 1,016.82 | 0.00 | 0.00 | 283.18 |
| 10E--- | 1583 | 2--- | -- | ----- | 1,300.00 | 41.24 | 1,016.82 | 0.00 | 0.00 | 283.18 |
| 10E050 | 1583 | 3190 | 00 | 000000 | 3,300.00 | 0.00 | 3,289.00 | 0.00 | 0.00 | 11.00 |
| 10E--- | 1583 | 3--- | -- | ----- | 3,300.00 | 0.00 | 3,289.00 | 0.00 | 0.00 | 11.00 |
| 10E010 | 1583 | 4100 | 00 | 000000 | 12,150.00 | 0.00 | 12,135.52 | 0.00 | 0.00 | 14.48 |
| 10E050 | 1583 | 4100 | 00 | 000000 | 2,800.00 | 0.00 | 2,701.95 | 25.95 | 0.00 | 72.10 |
| 10E--- | 1583 | 4--- | -- | ----- | 14,950.00 | 0.00 | 14,837.47 | 25.95 | 0.00 | 86.58 |
| 10E050 | 1583 | 5500 | 00 | 000000 | 0.00 | 0.00 | 0.00 | 0.00 | 0.00 | 0.00 |
| 10E--- | 1583 | 5--- | -- | ----- | 0.00 | 0.00 | 0.00 | 0.00 | 0.00 | 0.00 |
| 10E050 | 1584 | 1100 | 00 | 000000 | 0.00 | 0.00 | 0.00 | 0.00 | 0.00 | 0.00 |
| 10E--- | 1584 | 1--- | -- | ----- | 0.00 | 0.00 | 0.00 | 0.00 | 0.00 | 0.00 |

| Account Level | | | | 2022-23 | June 2022-23 | 2022-23 | 2022-23 | Encumbered | 2022-23 | |
|---------------|------|------|-----------|---------------------------|--------------|------------------|---------------|----------------|---------|-----------------|
| FDTLOC | FUNC | OBJ | SJ | Description | Budget | Monthly Activity | FYTD Activity | Batch Activity | Amount | Available Funds |
| 10E050 | 1585 | 1100 | 00 000000 | RCHS Jr Cls Spons Sal | 6,300.00 | 533.92 | 6,266.04 | 0.00 | 0.00 | 33.96 |
| 10E--- | 1585 | 1--- | -- | | 6,300.00 | 533.92 | 6,266.04 | 0.00 | 0.00 | 33.96 |
| 10E050 | 1585 | 2110 | 00 000000 | RCHS Jr Cls Spons TRS | 700.00 | 60.15 | 677.48 | 0.00 | 0.00 | 22.52 |
| 10E--- | 1585 | 2--- | -- | | 700.00 | 60.15 | 677.48 | 0.00 | 0.00 | 22.52 |
| 10E050 | 1586 | 1100 | 00 000000 | RCHS Yearbook Sponsor Sal | 3,000.00 | 244.08 | 2,919.16 | 0.00 | 0.00 | 80.84 |
| 10E--- | 1586 | 1--- | -- | | 3,000.00 | 244.08 | 2,919.16 | 0.00 | 0.00 | 80.84 |
| 10E050 | 1586 | 2110 | 00 000000 | RCHS Yearbook Sponsor TRS | 350.00 | 27.50 | 328.92 | 0.00 | 0.00 | 21.08 |
| 10E--- | 1586 | 2--- | -- | | 350.00 | 27.50 | 328.92 | 0.00 | 0.00 | 21.08 |
| 10E050 | 1586 | 4100 | 00 000000 | RCHS Yearbook Supplies | 1,500.00 | 0.00 | 1,014.75 | 0.00 | 0.00 | 485.25 |
| 10E--- | 1586 | 4--- | -- | | 1,500.00 | 0.00 | 1,014.75 | 0.00 | 0.00 | 485.25 |
| 10E050 | 1588 | 1100 | 00 000000 | RCHS X-Curr Sprvs Sal | 250.00 | 40.00 | 160.00 | 0.00 | 0.00 | 90.00 |
| 10E--- | 1588 | 1--- | -- | | 250.00 | 40.00 | 160.00 | 0.00 | 0.00 | 90.00 |
| 10E050 | 1588 | 2110 | 00 000000 | RCHS X-Curr Sprvs TRS | 25.00 | 4.50 | 18.00 | 0.00 | 0.00 | 7.00 |
| 10E--- | 1588 | 2--- | -- | | 25.00 | 4.50 | 18.00 | 0.00 | 0.00 | 7.00 |
| 10E050 | 1589 | 1100 | 00 000000 | RCHS Student Council Sal | 4,200.00 | 335.60 | 4,133.32 | 0.00 | 0.00 | 66.68 |
| 10E--- | 1589 | 1--- | -- | | 4,200.00 | 335.60 | 4,133.32 | 0.00 | 0.00 | 66.68 |
| 10E050 | 1589 | 2110 | 00 000000 | RCHS Student Council TRS | 500.00 | 37.82 | 465.76 | 0.00 | 0.00 | 34.24 |
| 10E--- | 1589 | 2--- | -- | | 500.00 | 37.82 | 465.76 | 0.00 | 0.00 | 34.24 |
| 10E050 | 1590 | 1110 | 00 000000 | RCHS Rifle/Drill Sal | 5,050.00 | 419.08 | 4,843.28 | 0.00 | 0.00 | 206.72 |
| 10E--- | 1590 | 1--- | -- | | 5,050.00 | 419.08 | 4,843.28 | 0.00 | 0.00 | 206.72 |
| 10E050 | 1590 | 2130 | 00 000000 | | 0.00 | 0.00 | 0.00 | 0.00 | 0.00 | 0.00 |
| 10E--- | 1590 | 2--- | -- | | 0.00 | 0.00 | 0.00 | 0.00 | 0.00 | 0.00 |
| 10E050 | 1590 | 3320 | 00 000000 | RCHS Rifle/Drill Travel | 0.00 | 0.00 | 0.00 | 0.00 | 0.00 | 0.00 |
| 10E--- | 1590 | 3--- | -- | | 0.00 | 0.00 | 0.00 | 0.00 | 0.00 | 0.00 |
| 10E040 | 1591 | 1100 | 00 000000 | RCMS Band Director Sal | 4,100.00 | 335.60 | 3,953.92 | 0.00 | 0.00 | 146.08 |
| 10E--- | 1591 | 1--- | -- | | 4,100.00 | 335.60 | 3,953.92 | 0.00 | 0.00 | 146.08 |
| 10E040 | 1591 | 2110 | 00 000000 | RCMS Band Directors TRS | 475.00 | 37.82 | 445.52 | 0.00 | 0.00 | 29.48 |
| 10E--- | 1591 | 2--- | -- | | 475.00 | 37.82 | 445.52 | 0.00 | 0.00 | 29.48 |
| 10E040 | 1591 | 3190 | 00 000000 | RCMS Band Pur Serv | 0.00 | 0.00 | 0.00 | 0.00 | 0.00 | 0.00 |
| 10E040 | 1591 | 3230 | 00 000000 | RCMS Band Rep/Main | 1,000.00 | 0.00 | 1,000.00 | 0.00 | 0.00 | 0.00 |
| 10E--- | 1591 | 3--- | -- | | 1,000.00 | 0.00 | 1,000.00 | 0.00 | 0.00 | 0.00 |
| 10E040 | 1591 | 4100 | 00 000000 | RCMS Music Supp/Parts | 0.00 | 0.00 | 0.00 | 0.00 | 0.00 | 0.00 |
| 10E--- | 1591 | 4--- | -- | | 0.00 | 0.00 | 0.00 | 0.00 | 0.00 | 0.00 |
| 10E040 | 1591 | 5500 | 00 000000 | RCMS Band Equipment | 0.00 | 0.00 | 0.00 | 0.00 | 0.00 | 0.00 |
| 10E--- | 1591 | 5--- | -- | | 0.00 | 0.00 | 0.00 | 0.00 | 0.00 | 0.00 |
| 10E040 | 1591 | 6400 | 00 000000 | RCMS Band Dues/Fees | 100.00 | 0.00 | 80.00 | 0.00 | 0.00 | 20.00 |
| 10E--- | 1591 | 6--- | -- | | 100.00 | 0.00 | 80.00 | 0.00 | 0.00 | 20.00 |
| 10E040 | 1593 | 1100 | 00 000000 | RCMS Talent Shw Spon Sal | 1,100.00 | 0.00 | 1,098.33 | 0.00 | 0.00 | 1.67 |
| 10E--- | 1593 | 1--- | -- | | 1,100.00 | 0.00 | 1,098.33 | 0.00 | 0.00 | 1.67 |
| 10E040 | 1593 | 2110 | 00 000000 | RCMS Talent Shw Spon TRS | 125.00 | 0.00 | 123.71 | 0.00 | 0.00 | 1.29 |

| Account Level | | | | 2022-23 | June 2022-23 | 2022-23 | 2022-23 | Encumbered | 2022-23 | |
|---------------|------|------|----|-------------|--------------|------------------|---------------|----------------|---------|-----------------|
| FDTLOC | FUNC | OBJ | SJ | Description | Budget | Monthly Activity | FYTD Activity | Batch Activity | Amount | Available Funds |
| 10E--- | 1593 | 2--- | -- | ----- | 125.00 | 0.00 | 123.71 | 0.00 | 0.00 | 1.29 |
| 10E040 | 1593 | 4100 | 00 | 000000 | 200.00 | 0.00 | 0.00 | 0.00 | 0.00 | 200.00 |
| 10E--- | 1593 | 4--- | -- | ----- | 200.00 | 0.00 | 0.00 | 0.00 | 0.00 | 200.00 |
| 10E040 | 1594 | 4100 | 00 | 000000 | 0.00 | 0.00 | 0.00 | 0.00 | 0.00 | 0.00 |
| 10E--- | 1594 | 4--- | -- | ----- | 0.00 | 0.00 | 0.00 | 0.00 | 0.00 | 0.00 |
| 10E040 | 1598 | 1100 | 00 | 000000 | 250.00 | 0.00 | 58.50 | 0.00 | 0.00 | 191.50 |
| 10E--- | 1598 | 1--- | -- | ----- | 250.00 | 0.00 | 58.50 | 0.00 | 0.00 | 191.50 |
| 10E040 | 1598 | 2110 | 00 | 000000 | 25.00 | 0.00 | 3.55 | 0.00 | 0.00 | 21.45 |
| 10E--- | 1598 | 2--- | -- | ----- | 25.00 | 0.00 | 3.55 | 0.00 | 0.00 | 21.45 |
| 10E040 | 1599 | 1100 | 00 | 000000 | 1,500.00 | 0.00 | 1,464.44 | 0.00 | 0.00 | 35.56 |
| 10E--- | 1599 | 1--- | -- | ----- | 1,500.00 | 0.00 | 1,464.44 | 0.00 | 0.00 | 35.56 |
| 10E040 | 1599 | 2110 | 00 | 000000 | 165.00 | 0.00 | 164.94 | 0.00 | 0.00 | 0.06 |
| 10E--- | 1599 | 2--- | -- | ----- | 165.00 | 0.00 | 164.94 | 0.00 | 0.00 | 0.06 |
| 10E040 | 1599 | 3320 | 00 | 000000 | 1,300.00 | 0.00 | 1,292.00 | 0.00 | 0.00 | 8.00 |
| 10E--- | 1599 | 3--- | -- | ----- | 1,300.00 | 0.00 | 1,292.00 | 0.00 | 0.00 | 8.00 |
| 10E--- | 15-- | ---- | -- | ----- | 474,940.00 | 32,733.81 | 448,811.63 | 25.95 | 0.00 | 26,102.42 |
| 10E050 | 1700 | 1100 | 00 | 000000 | 63,000.00 | 13,037.96 | 61,639.76 | 0.00 | 0.00 | 1,360.24 |
| 10E050 | 1700 | 1200 | 00 | 000000 | 500.00 | 0.00 | 150.00 | 0.00 | 0.00 | 350.00 |
| 10E--- | 1700 | 1--- | -- | ----- | 63,500.00 | 13,037.96 | 61,789.76 | 0.00 | 0.00 | 1,710.24 |
| 10E050 | 1700 | 2110 | 00 | 000000 | 7,500.00 | 963.84 | 4,453.76 | 0.00 | 0.00 | 3,046.24 |
| 10E050 | 1700 | 2200 | 00 | 000000 | 4,600.00 | 380.00 | 4,410.00 | 0.00 | 0.00 | 190.00 |
| 10E--- | 1700 | 2--- | -- | ----- | 12,100.00 | 1,343.84 | 8,863.76 | 0.00 | 0.00 | 3,236.24 |
| 10E050 | 1700 | 3190 | 00 | 000000 | 230.00 | 0.00 | 328.00 | 0.00 | 0.00 | -98.00 |
| 10E050 | 1700 | 3230 | 00 | 000000 | 1,775.00 | 0.00 | 225.50 | 0.00 | 0.00 | 1,549.50 |
| 10E050 | 1700 | 3320 | 00 | 000000 | 25.00 | 0.00 | 0.00 | 0.00 | 0.00 | 25.00 |
| 10E050 | 1700 | 3600 | 00 | 000000 | 0.00 | 0.00 | 339.50 | 0.00 | 0.00 | -339.50 |
| 10E--- | 1700 | 3--- | -- | ----- | 2,030.00 | 0.00 | 893.00 | 0.00 | 0.00 | 1,137.00 |
| 10E050 | 1700 | 4100 | 00 | 000000 | 470.00 | 0.00 | 549.19 | 0.00 | 0.00 | -79.19 |
| 10E050 | 1700 | 4210 | 00 | 000000 | 0.00 | 0.00 | 0.00 | 0.00 | 0.00 | 0.00 |
| 10E050 | 1700 | 4640 | 00 | 000000 | 3,000.00 | 2,028.33 | 2,028.33 | 0.00 | 0.00 | 971.67 |
| 10E--- | 1700 | 4--- | -- | ----- | 3,470.00 | 2,028.33 | 2,577.52 | 0.00 | 0.00 | 892.48 |
| 10E050 | 1700 | 5500 | 00 | 000000 | 615.00 | 0.00 | 0.00 | 0.00 | 0.00 | 615.00 |
| 10E--- | 1700 | 5--- | -- | ----- | 615.00 | 0.00 | 0.00 | 0.00 | 0.00 | 615.00 |
| 10E--- | 17-- | ---- | -- | ----- | 81,715.00 | 16,410.13 | 74,124.04 | 0.00 | 0.00 | 7,590.96 |
| 10E010 | 1800 | 1100 | 00 | 000000 | 1,000.00 | 0.00 | 1,170.00 | 0.00 | 0.00 | -170.00 |
| 10E010 | 1800 | 1110 | 00 | 000000 | 21,000.00 | 1,827.00 | 18,270.00 | 0.00 | 0.00 | 2,730.00 |
| 10E010 | 1800 | 1200 | 00 | 000000 | 0.00 | 0.00 | 52.50 | 0.00 | 0.00 | -52.50 |
| 10E010 | 1800 | 1210 | 00 | 000000 | 0.00 | 52.50 | 262.50 | 0.00 | 0.00 | -262.50 |
| 10E--- | 1800 | 1--- | -- | ----- | 22,000.00 | 1,879.50 | 19,755.00 | 0.00 | 0.00 | 2,245.00 |
| 10E010 | 1800 | 2110 | 00 | 000000 | 500.00 | 0.00 | 131.78 | 0.00 | 0.00 | 368.22 |

| Account Level | | | | | 2022-23 | June 2022-23 | 2022-23 | 2022-23 | Encumbered | 2022-23 | |
|---------------|------|------|----|-------------|--------------------------------|------------------|---------------|----------------|------------|-----------------|----------|
| FDTLOC | FUNC | OBJ | SJ | Description | Budget | Monthly Activity | FYTD Activity | Batch Activity | Amount | Available Funds | |
| 10E010 | 1800 | 2200 | 00 | 000000 | LLS Aide Ins Ben | 0.00 | 0.96 | 9.80 | 0.00 | 0.00 | -9.80 |
| 10E--- | 1800 | 2--- | -- | ----- | | 500.00 | 0.96 | 141.58 | 0.00 | 0.00 | 358.42 |
| 10E010 | 1800 | 4100 | 00 | 000000 | Bilingual Supplies | 250.00 | 0.00 | 179.99 | 0.00 | 0.00 | 70.01 |
| 10E--- | 1800 | 4--- | -- | ----- | | 250.00 | 0.00 | 179.99 | 0.00 | 0.00 | 70.01 |
| 10E--- | 18-- | ---- | -- | ----- | | 22,750.00 | 1,880.46 | 20,076.57 | 0.00 | 0.00 | 2,673.43 |
| 10E550 | 1900 | 1110 | 00 | 550000 | TAOEP TA/Aide Salary | 4,500.00 | 0.00 | 4,250.16 | 0.00 | 0.00 | 249.84 |
| 10E750 | 1900 | 1110 | 00 | 750000 | TAOEP TA/Aide Salary | 100.00 | 0.00 | 54.00 | 0.00 | 0.00 | 46.00 |
| 10E550 | 1900 | 1200 | 00 | 550000 | | 0.00 | 0.00 | 0.00 | 0.00 | 0.00 | 0.00 |
| 10E550 | 1900 | 1210 | 00 | 550000 | TAOEP Sub TA/Aide Salary | 0.00 | 0.00 | 0.00 | 0.00 | 0.00 | 0.00 |
| 10E750 | 1900 | 1210 | 00 | 750000 | TAOEP Sub Sal | 0.00 | 0.00 | 0.00 | 0.00 | 0.00 | 0.00 |
| 10E--- | 1900 | 1--- | -- | ----- | | 4,600.00 | 0.00 | 4,304.16 | 0.00 | 0.00 | 295.84 |
| 10E750 | 1900 | 2130 | 00 | 750000 | | 0.00 | 0.00 | 0.00 | 0.00 | 0.00 | 0.00 |
| 10E550 | 1900 | 2200 | 00 | 550000 | TAOEP Ins Ben | 5.00 | 0.00 | 2.00 | 0.00 | 0.00 | 3.00 |
| 10E750 | 1900 | 2200 | 00 | 750000 | TAOEP Ins Ben | 0.00 | 0.00 | 0.00 | 0.00 | 0.00 | 0.00 |
| 10E--- | 1900 | 2--- | -- | ----- | | 5.00 | 0.00 | 2.00 | 0.00 | 0.00 | 3.00 |
| 10E550 | 1900 | 4100 | 00 | 550000 | TAOEP Supplies | 0.00 | 0.00 | 0.00 | 0.00 | 0.00 | 0.00 |
| 10E750 | 1900 | 4100 | 00 | 750000 | TAOEP Supp | 0.00 | 0.00 | 0.00 | 0.00 | 0.00 | 0.00 |
| 10E--- | 1900 | 4--- | -- | ----- | | 0.00 | 0.00 | 0.00 | 0.00 | 0.00 | 0.00 |
| 10E750 | 1900 | 5500 | 00 | 750000 | TAEOP Equipment | 0.00 | 0.00 | 0.00 | 0.00 | 0.00 | 0.00 |
| 10E--- | 1900 | 5--- | -- | ----- | | 0.00 | 0.00 | 0.00 | 0.00 | 0.00 | 0.00 |
| 10E550 | 1900 | 6900 | 00 | 550000 | Refund of TAOEP PROCEEDS | 0.00 | 0.00 | 0.00 | 0.00 | 0.00 | 0.00 |
| 10E--- | 1900 | 6--- | -- | ----- | | 0.00 | 0.00 | 0.00 | 0.00 | 0.00 | 0.00 |
| 10E010 | 1911 | 6700 | 00 | 000000 | Riverside Medical Center | 0.00 | 0.00 | 0.00 | 0.00 | 0.00 | 0.00 |
| 10E010 | 1911 | 6710 | 00 | 000000 | Reg Ed Pavilion Tuition | 1,000.00 | 0.00 | 462.00 | 0.00 | 0.00 | 538.00 |
| 10E010 | 1911 | 6730 | 00 | 000000 | Alexian Brothers Behavioral | 0.00 | 0.00 | 0.00 | 0.00 | 0.00 | 0.00 |
| 10E010 | 1911 | 6770 | 00 | 000000 | Streamwood Behavioral | 500.00 | 0.00 | 385.00 | 0.00 | 0.00 | 115.00 |
| 10E010 | 1911 | 6790 | 00 | 000000 | Lincoln Prairie Behavioral Hom | 1,500.00 | 0.00 | 200.00 | 0.00 | 0.00 | 1,300.00 |
| 10E010 | 1911 | 6870 | 00 | 000000 | Learn Well Tuition | 0.00 | 0.00 | 972.59 | 0.00 | 0.00 | -972.59 |
| 10E--- | 1911 | 6--- | -- | ----- | | 3,000.00 | 0.00 | 2,019.59 | 0.00 | 0.00 | 980.41 |
| 10E260 | 1912 | 6700 | 00 | 260000 | Sp Ed Priv Swann Tuition | 0.00 | 0.00 | 0.00 | 0.00 | 0.00 | 0.00 |
| 10E010 | 1912 | 6710 | 00 | 000000 | Reg Ed Pavilion Tuition | 0.00 | 0.00 | 0.00 | 0.00 | 0.00 | 0.00 |
| 10E260 | 1912 | 6710 | 00 | 260000 | Sp Ed Priv Pavilion Tuition | 0.00 | 0.00 | 400.00 | 0.00 | 0.00 | -400.00 |
| 10E260 | 1912 | 6720 | 00 | 000000 | Kemmerer Village RM/BD/Tuition | 20,000.00 | 0.00 | 18,051.62 | 0.00 | 0.00 | 1,948.38 |
| 10E260 | 1912 | 6730 | 00 | 260000 | Sp Ed Salem Children's Home | 0.00 | 0.00 | 0.00 | 0.00 | 0.00 | 0.00 |
| 10E260 | 1912 | 6740 | 00 | 260000 | Sp Ed Cunningham Home R/B | 0.00 | 0.00 | 0.00 | 0.00 | 0.00 | 0.00 |
| 10E260 | 1912 | 6750 | 00 | 260000 | Cunningham Children's Home | 0.00 | 0.00 | 0.00 | 0.00 | 0.00 | 0.00 |
| 10E260 | 1912 | 6760 | 00 | 260000 | Swann Tuition | 0.00 | 0.00 | 0.00 | 0.00 | 0.00 | 0.00 |
| 10E260 | 1912 | 6770 | 00 | 260000 | Streamwood Behavioral Health | 0.00 | 0.00 | 0.00 | 0.00 | 0.00 | 0.00 |
| 10E260 | 1912 | 6780 | 00 | 260000 | Salem Childrens Home | 0.00 | 0.00 | 0.00 | 0.00 | 0.00 | 0.00 |
| 10E260 | 1912 | 6800 | 00 | 260000 | Sp Ed Lincoln Prairie | 0.00 | 0.00 | 0.00 | 0.00 | 0.00 | 0.00 |

| Account Level | | | | 2022-23 | June 2022-23 | 2022-23 | 2022-23 | Encumbered | 2022-23 | |
|---------------|------|------|----|-------------|--------------------------------|------------------|---------------|----------------|---------|-----------------|
| FDTLOC | FUNC | OBJ | SJ | Description | Budget | Monthly Activity | FYTD Activity | Batch Activity | Amount | Available Funds |
| 10E260 | 1912 | 6810 | 00 | 260000 | Meridell Achievement Center | 0.00 | 0.00 | 0.00 | 0.00 | 0.00 |
| 10E260 | 1912 | 6830 | 00 | 260000 | Chaddock | 0.00 | 0.00 | 0.00 | 0.00 | 0.00 |
| 10E260 | 1912 | 6850 | 00 | 260000 | LakeMary | 0.00 | 0.00 | 0.00 | 0.00 | 0.00 |
| 10E260 | 1912 | 6860 | 00 | 260000 | Hartgrove | 0.00 | 0.00 | 400.00 | 0.00 | -400.00 |
| 10E--- | 1912 | 6--- | -- | ----- | 20,000.00 | 0.00 | 18,851.62 | 0.00 | 0.00 | 1,148.38 |
| 10E999 | 1999 | 0000 | 00 | 000000 | Student Activity Disbursements | 0.00 | 0.00 | 0.00 | 0.00 | 0.00 |
| 10E--- | 1999 | 0--- | -- | ----- | 0.00 | 0.00 | 0.00 | 0.00 | 0.00 | 0.00 |
| 10E--- | 19-- | ---- | -- | ----- | 27,605.00 | 0.00 | 25,177.37 | 0.00 | 0.00 | 2,427.63 |
| 10E010 | 2110 | 1100 | 00 | 000000 | Social Worker Sal | 0.00 | 0.00 | 0.00 | 0.00 | 0.00 |
| 10E342 | 2110 | 1100 | 00 | 000000 | ESSER II Social Work Salary | 31,000.00 | 1,501.31 | 28,742.56 | 0.00 | 2,257.44 |
| 10E550 | 2110 | 1100 | 00 | 550000 | TAOEP Social Wrkr Sal | 0.00 | 0.00 | 0.00 | 0.00 | 0.00 |
| 10E750 | 2110 | 1100 | 00 | 750000 | TAOEP Social Worker Sal | 0.00 | 0.00 | 0.00 | 0.00 | 0.00 |
| 10E020 | 2110 | 1110 | 00 | 000000 | RCES Social Workers Sal | 0.00 | 0.00 | 0.00 | 0.00 | 0.00 |
| 10E550 | 2110 | 1110 | 00 | 550000 | TAOEP Sec/Intervntst Sal | 0.00 | 0.00 | 0.00 | 0.00 | 0.00 |
| 10E750 | 2110 | 1110 | 00 | 750000 | TAOEP Interventionist Sal | 0.00 | 0.00 | 0.00 | 0.00 | 0.00 |
| 10E750 | 2110 | 1200 | 00 | 750000 | | 0.00 | 0.00 | 0.00 | 0.00 | 0.00 |
| 10E--- | 2110 | 1--- | -- | ----- | 31,000.00 | 1,501.31 | 28,742.56 | 0.00 | 0.00 | 2,257.44 |
| 10E010 | 2110 | 2110 | 00 | 000000 | Social Worker TRS | 3,500.00 | 0.00 | 3,432.90 | 0.00 | 67.10 |
| 10E342 | 2110 | 2110 | 00 | 000000 | ESSER II Social Work TRS | 4,200.00 | 342.20 | 3,118.50 | 0.00 | 1,081.50 |
| 10E550 | 2110 | 2110 | 00 | 550000 | TAOEP TRS | 0.00 | 0.00 | 0.00 | 0.00 | 0.00 |
| 10E750 | 2110 | 2110 | 00 | 750000 | TAOEP Social Worker TRS | 0.00 | 0.00 | 0.00 | 0.00 | 0.00 |
| 10E020 | 2110 | 2130 | 00 | 000000 | RCES | 0.00 | 0.00 | 0.00 | 0.00 | 0.00 |
| 10E750 | 2110 | 2130 | 00 | 750000 | | 0.00 | 0.00 | 0.00 | 0.00 | 0.00 |
| 10E010 | 2110 | 2200 | 00 | 000000 | Social Worker Ins Ben | 0.00 | 0.00 | 0.00 | 0.00 | 0.00 |
| 10E342 | 2110 | 2200 | 00 | 000000 | ESSER II Soc Work Ins Benefit | 500.00 | 0.00 | 1,220.00 | 0.00 | -720.00 |
| 10E550 | 2110 | 2200 | 00 | 550000 | TAOEP Ins Ben | 0.00 | 0.00 | 0.00 | 0.00 | 0.00 |
| 10E750 | 2110 | 2200 | 00 | 750000 | TAOEP Ins Ben | 0.00 | 0.00 | 0.00 | 0.00 | 0.00 |
| 10E--- | 2110 | 2--- | -- | ----- | 8,200.00 | 342.20 | 7,771.40 | 0.00 | 0.00 | 428.60 |
| 10E550 | 2110 | 3190 | 00 | 550000 | TAOEP Pur Serv | 0.00 | 0.00 | 0.00 | 0.00 | 0.00 |
| 10E750 | 2110 | 3190 | 00 | 750000 | TAOEP Pur Serv | 0.00 | 0.00 | 0.00 | 0.00 | 0.00 |
| 10E920 | 2110 | 3190 | 00 | 920000 | District Social Worker Purchas | 0.00 | 0.00 | 0.00 | 0.00 | 0.00 |
| 10E010 | 2110 | 3320 | 00 | 000000 | Social Worker Travel | 200.00 | 0.00 | 0.00 | 0.00 | 200.00 |
| 10E550 | 2110 | 3320 | 00 | 550000 | TAOEP Travel-FY06 | 0.00 | 0.00 | 0.00 | 0.00 | 0.00 |
| 10E750 | 2110 | 3320 | 00 | 750000 | TAOEP Travel | 0.00 | 0.00 | 0.00 | 0.00 | 0.00 |
| 10E920 | 2110 | 3320 | 00 | 920000 | District Social Worker Mileage | 0.00 | 0.00 | 0.00 | 0.00 | 0.00 |
| 10E--- | 2110 | 3--- | -- | ----- | 200.00 | 0.00 | 0.00 | 0.00 | 0.00 | 200.00 |
| 10E920 | 2110 | 4100 | 00 | 920000 | District Social Worker Supplie | 1,000.00 | 0.00 | 0.00 | 0.00 | 1,000.00 |
| 10E--- | 2110 | 4--- | -- | ----- | 1,000.00 | 0.00 | 0.00 | 0.00 | 0.00 | 1,000.00 |
| 10E020 | 2120 | 1100 | 00 | 000000 | RCES Guidance Sal | 95,000.00 | 8,425.98 | 92,873.70 | 0.00 | 2,126.30 |
| 10E040 | 2120 | 1100 | 00 | 000000 | RCMS Guidance Sal | 41,000.00 | 3,247.42 | 40,388.04 | 0.00 | 611.96 |

| Account Level | | | | 2022-23 | June 2022-23 | 2022-23 | 2022-23 | Encumbered | 2022-23 | |
|---------------|------|------|-----------|--------------------------------|--------------|------------------|---------------|----------------|---------|-----------------|
| FDTLOC | FUNC | OBJ | SJ | Description | Budget | Monthly Activity | FYTD Activity | Batch Activity | Amount | Available Funds |
| 10E050 | 2120 | 1100 | 00 000000 | RCHS Guidance Salary SAL | 100,000.00 | 7,860.14 | 95,924.14 | 0.00 | 0.00 | 4,075.86 |
| 10E070 | 2120 | 1100 | 00 000000 | 21st Century Guid Sal | 0.00 | 0.00 | 0.00 | 0.00 | 0.00 | 0.00 |
| 10E342 | 2120 | 1100 | 00 000000 | ESSER II Social Work Salary | 0.00 | 0.00 | 0.00 | 0.00 | 0.00 | 0.00 |
| 10E470 | 2120 | 1100 | 00 470000 | 21st Century SW Sal | 0.00 | 0.00 | 0.00 | 0.00 | 0.00 | 0.00 |
| 10E050 | 2120 | 1110 | 00 000000 | RCHS Guidance Sec Salary | 30,000.00 | 2,580.00 | 30,100.00 | 0.00 | 0.00 | -100.00 |
| 10E020 | 2120 | 1200 | 00 000000 | RCES Counselor Sub | 0.00 | 0.00 | 0.00 | 0.00 | 0.00 | 0.00 |
| 10E050 | 2120 | 1210 | 00 000000 | RCHS Guidance Sub Sec Sal | 0.00 | 0.00 | 0.00 | 0.00 | 0.00 | 0.00 |
| 10E--- | 2120 | 1--- | -- ----- | | 266,000.00 | 22,113.54 | 259,285.88 | 0.00 | 0.00 | 6,714.12 |
| 10E020 | 2120 | 2110 | 00 000000 | RCES Guidance TRS | 10,000.00 | 949.07 | 9,646.15 | 0.00 | 0.00 | 353.85 |
| 10E040 | 2120 | 2110 | 00 000000 | RCMS Guidance TRS | 4,700.00 | 365.78 | 4,549.16 | 0.00 | 0.00 | 150.84 |
| 10E050 | 2120 | 2110 | 00 000000 | RCHS Guidance TRS | 11,000.00 | 885.32 | 10,804.40 | 0.00 | 0.00 | 195.60 |
| 10E070 | 2120 | 2110 | 00 000000 | 21st Century TRS | 0.00 | 0.00 | 0.00 | 0.00 | 0.00 | 0.00 |
| 10E342 | 2120 | 2110 | 00 000000 | ESSER II Social Work TRS | 0.00 | 0.00 | 0.00 | 0.00 | 0.00 | 0.00 |
| 10E470 | 2120 | 2110 | 00 470000 | 21st Century TRS | 0.00 | 0.00 | 0.00 | 0.00 | 0.00 | 0.00 |
| 10E050 | 2120 | 2130 | 00 000000 | | 0.00 | 0.00 | 0.00 | 0.00 | 0.00 | 0.00 |
| 10E020 | 2120 | 2200 | 00 000000 | RCES Ins Ben | 18,400.00 | 1,520.00 | 16,422.00 | 0.00 | 0.00 | 1,978.00 |
| 10E040 | 2120 | 2200 | 00 000000 | RCMS Guidance Ins Ben | 9,200.00 | 760.00 | 8,820.00 | 0.00 | 0.00 | 380.00 |
| 10E050 | 2120 | 2200 | 00 000000 | RCHS Guidance Ins Ben | 23,000.00 | 1,520.96 | 22,265.52 | 0.00 | 0.00 | 734.48 |
| 10E342 | 2120 | 2200 | 00 000000 | ESSER II Soc Work Ins Benefit | 0.00 | 0.00 | 0.00 | 0.00 | 0.00 | 0.00 |
| 10E--- | 2120 | 2--- | -- ----- | | 76,300.00 | 6,001.13 | 72,507.23 | 0.00 | 0.00 | 3,792.77 |
| 10E010 | 2120 | 3140 | 00 000000 | District Testing Services | 0.00 | 0.00 | 0.00 | 0.00 | 0.00 | 0.00 |
| 10E020 | 2120 | 3190 | 00 000000 | RCES Guid Pur Serv | 100.00 | 0.00 | 0.00 | 0.00 | 0.00 | 100.00 |
| 10E040 | 2120 | 3190 | 00 000000 | RCMS Guidance Purchase Service | 150.00 | 0.00 | 0.00 | 0.00 | 0.00 | 150.00 |
| 10E050 | 2120 | 3190 | 00 000000 | RCHS Guidance Pur Serv | 0.00 | 0.00 | 0.00 | 0.00 | 0.00 | 0.00 |
| 10E070 | 2120 | 3190 | 00 000000 | 21st Century Grant-Pur Srvcs | 0.00 | 0.00 | 0.00 | 0.00 | 0.00 | 0.00 |
| 10E100 | 2120 | 3190 | 00 100000 | Title I CHAT Pur Serv | 1,500.00 | 0.00 | 700.00 | 0.00 | 0.00 | 800.00 |
| 10E390 | 2120 | 3190 | 00 390000 | Perkins Guidance Software Rene | 0.00 | 0.00 | 0.00 | 0.00 | 0.00 | 0.00 |
| 10E500 | 2120 | 3190 | 00 500000 | Title I Guid Pur Serv CHAT | 0.00 | 0.00 | 0.00 | 0.00 | 0.00 | 0.00 |
| 10E680 | 2120 | 3190 | 00 680000 | CHAT Guid Speaker | 0.00 | 0.00 | 0.00 | 0.00 | 0.00 | 0.00 |
| 10E880 | 2120 | 3190 | 00 880000 | CHAT #2 JF-Speaker | 0.00 | 0.00 | 0.00 | 0.00 | 0.00 | 0.00 |
| 10E050 | 2120 | 3230 | 00 000000 | RCHS Guidance Rep/Maint | 0.00 | 0.00 | 0.00 | 0.00 | 0.00 | 0.00 |
| 10E050 | 2120 | 3240 | 00 000000 | RCHS Guidance Copier Repair | 250.00 | 0.00 | 0.00 | 0.00 | 0.00 | 250.00 |
| 10E050 | 2120 | 3260 | 00 000000 | RCHS Guidance Postage | 0.00 | 0.00 | 0.00 | 0.00 | 0.00 | 0.00 |
| 10E040 | 2120 | 3320 | 00 000000 | RCMS Guidance Travel | 50.00 | 0.00 | 0.00 | 0.00 | 0.00 | 50.00 |
| 10E050 | 2120 | 3320 | 00 000000 | RCHS Guidance Travel | 600.00 | 0.00 | 0.00 | 0.00 | 0.00 | 600.00 |
| 10E070 | 2120 | 3320 | 00 000000 | 21st Century Mile | 0.00 | 0.00 | 0.00 | 0.00 | 0.00 | 0.00 |
| 10E470 | 2120 | 3320 | 00 470000 | 21st Century Mileage | 0.00 | 0.00 | 0.00 | 0.00 | 0.00 | 0.00 |
| 10E050 | 2120 | 3600 | 00 000000 | RCHS Guidance Printing | 0.00 | 0.00 | 0.00 | 0.00 | 0.00 | 0.00 |
| 10E--- | 2120 | 3--- | -- ----- | | 2,650.00 | 0.00 | 700.00 | 0.00 | 0.00 | 1,950.00 |
| 10E010 | 2120 | 4100 | 00 000000 | District Testing Supplies | 0.00 | 0.00 | 0.00 | 0.00 | 0.00 | 0.00 |

130

| Account Level | | | | 2022-23 | June 2022-23 | 2022-23 | 2022-23 | Encumbered | 2022-23 | |
|---------------|------|------|-----------|--------------------------------|--------------|------------------|---------------|----------------|---------|-----------------|
| FDTLOC | FUNC | OBJ | SJ | Description | Budget | Monthly Activity | FYTD Activity | Batch Activity | Amount | Available Funds |
| 10E020 | 2120 | 4100 | 00 000000 | RCES Guid Supp | 2,500.00 | 0.00 | 0.00 | 0.00 | 0.00 | 2,500.00 |
| 10E040 | 2120 | 4100 | 00 000000 | RCMS Guidance Supplies | 500.00 | 0.00 | 0.00 | 0.00 | 0.00 | 500.00 |
| 10E050 | 2120 | 4100 | 00 000000 | RCHS Guidance Supplies | 500.00 | 0.00 | 290.44 | 0.00 | 0.00 | 209.56 |
| 10E070 | 2120 | 4100 | 00 000000 | 21st Century Supplies | 0.00 | 0.00 | 0.00 | 0.00 | 0.00 | 0.00 |
| 10E470 | 2120 | 4100 | 00 470000 | 21st Century Guid Supp | 0.00 | 0.00 | 0.00 | 0.00 | 0.00 | 0.00 |
| 10E500 | 2120 | 4100 | 00 500000 | Title I Counselor Supp | 0.00 | 0.00 | 0.00 | 0.00 | 0.00 | 0.00 |
| 10E680 | 2120 | 4100 | 00 680000 | CHAT Guid Supp | 0.00 | 0.00 | 0.00 | 0.00 | 0.00 | 0.00 |
| 10E880 | 2120 | 4100 | 00 880000 | CHAT #2 JF Supplies | 105.00 | 0.00 | 103.65 | 0.00 | 0.00 | 1.35 |
| 10E050 | 2120 | 4240 | 00 000000 | RCHS Guidance Paper/Toner | 0.00 | 0.00 | 0.00 | 0.00 | 0.00 | 0.00 |
| 10E050 | 2120 | 4700 | 00 000000 | RCHS Guidance Software | 0.00 | 0.00 | 0.00 | 0.00 | 0.00 | 0.00 |
| 10E--- | 2120 | 4--- | -- ----- | | 3,605.00 | 0.00 | 394.09 | 0.00 | 0.00 | 3,210.91 |
| 10E050 | 2120 | 5500 | 00 000000 | RCHS Guidance Equipment | 2,300.00 | 0.00 | 2,295.00 | 0.00 | 0.00 | 5.00 |
| 10E--- | 2120 | 5--- | -- ----- | | 2,300.00 | 0.00 | 2,295.00 | 0.00 | 0.00 | 5.00 |
| 10E050 | 2120 | 6400 | 00 000000 | RCHS Guidance Membership/Dues | 150.00 | 0.00 | 0.00 | 0.00 | 0.00 | 150.00 |
| 10E--- | 2120 | 6--- | -- ----- | | 150.00 | 0.00 | 0.00 | 0.00 | 0.00 | 150.00 |
| 10E010 | 2130 | 1100 | 00 000000 | District Nurse Salary | 140,000.00 | -20,780.17 | 99,139.03 | 0.00 | 0.00 | 40,860.97 |
| 10E342 | 2130 | 1100 | 00 342000 | ESSER II Nursing Salary | 14,500.00 | 368.75 | 13,467.50 | 0.00 | 0.00 | 1,032.50 |
| 10E010 | 2130 | 1200 | 00 000000 | District Sub Nurse Sal | 1,000.00 | 0.00 | 0.00 | 0.00 | 0.00 | 1,000.00 |
| 10E010 | 2130 | 1210 | 00 000000 | Sub Nurse Sec Sal | 500.00 | 0.00 | 0.00 | 0.00 | 0.00 | 500.00 |
| 10E--- | 2130 | 1--- | -- ----- | | 156,000.00 | -20,411.42 | 112,606.53 | 0.00 | 0.00 | 43,393.47 |
| 10E010 | 2130 | 2110 | 00 000000 | District Nurse TRS | 13,000.00 | 1,034.10 | 12,328.96 | 0.00 | 0.00 | 671.04 |
| 10E010 | 2130 | 2130 | 00 000000 | | 0.00 | 0.00 | 0.00 | 0.00 | 0.00 | 0.00 |
| 10E010 | 2130 | 2200 | 00 000000 | District Nurse Ins Ben | 18,300.00 | 1,521.92 | 16,445.60 | 0.00 | 0.00 | 1,854.40 |
| 10E--- | 2130 | 2--- | -- ----- | | 31,300.00 | 2,556.02 | 28,774.56 | 0.00 | 0.00 | 2,525.44 |
| 10E010 | 2130 | 3190 | 00 000000 | District Nurse V & H Screening | 7,500.00 | -7,464.00 | 0.00 | 0.00 | 0.00 | 7,500.00 |
| 10E342 | 2130 | 3190 | 00 342000 | ESSER II Health Services | 2,000.00 | 7,464.00 | 9,330.00 | 0.00 | 0.00 | -7,330.00 |
| 10E345 | 2130 | 3190 | 00 345000 | ARP McKin Vent Health Services | 7,500.00 | 95.00 | 3,500.00 | 0.00 | 0.00 | 4,000.00 |
| 10E920 | 2130 | 3190 | 00 920000 | District Immuniz/Reg Fee | 3,200.00 | 0.00 | 2,955.75 | 0.00 | 0.00 | 244.25 |
| 10E920 | 2130 | 3230 | 00 920000 | District Nurse Rep/Maint | 500.00 | 0.00 | 150.00 | 0.00 | 0.00 | 350.00 |
| 10E920 | 2130 | 3320 | 00 920000 | District Nurse Travel | 500.00 | 0.00 | 0.00 | 0.00 | 0.00 | 500.00 |
| 10E--- | 2130 | 3--- | -- ----- | | 21,200.00 | 95.00 | 15,935.75 | 0.00 | 0.00 | 5,264.25 |
| 10E220 | 2130 | 4100 | 00 220000 | FEMA GRANT HEALTH SUPPLIES | 0.00 | 0.00 | 0.00 | 0.00 | 0.00 | 0.00 |
| 10E340 | 2130 | 4100 | 00 340000 | ESSER Nursing Supplies | 0.00 | 0.00 | 0.00 | 0.00 | 0.00 | 0.00 |
| 10E342 | 2130 | 4100 | 00 000000 | ESSER II Nursing Supplies | 0.00 | 0.00 | 0.00 | 0.00 | 0.00 | 0.00 |
| 10E345 | 2130 | 4100 | 00 345000 | ARP McKin Vent Health Supplies | 1,100.00 | 0.00 | 1,005.86 | 0.00 | 0.00 | 94.14 |
| 10E920 | 2130 | 4100 | 00 920000 | District Nurse Supplies | 7,000.00 | 0.00 | 4,606.55 | 0.00 | 0.00 | 2,393.45 |
| 10E920 | 2130 | 4400 | 00 920000 | Subscription Renewals | 0.00 | 0.00 | 0.00 | 0.00 | 0.00 | 0.00 |
| 10E920 | 2130 | 4700 | 00 920000 | Nurses Software | 0.00 | 0.00 | 0.00 | 0.00 | 0.00 | 0.00 |
| 10E--- | 2130 | 4--- | -- ----- | | 8,100.00 | 0.00 | 5,612.41 | 0.00 | 0.00 | 2,487.59 |
| 10E920 | 2130 | 5500 | 00 920000 | District Nurse Equipment | 0.00 | 0.00 | 0.00 | 0.00 | 0.00 | 0.00 |

| Account Level | | | | 2022-23 | June 2022-23 | 2022-23 | 2022-23 | Encumbered | 2022-23 | |
|---------------|------|------|----|---------------------------------------|--------------|------------------|---------------|----------------|---------|-----------------|
| FDTLOC | FUNC | OBJ | SJ | Description | Budget | Monthly Activity | FYTD Activity | Batch Activity | Amount | Available Funds |
| 10E--- | 2130 | 5--- | -- | ----- | 0.00 | 0.00 | 0.00 | 0.00 | 0.00 | 0.00 |
| 10E920 | 2130 | 6400 | 00 | 920000 Nurses Membership/Dues Fees | 350.00 | 0.00 | 292.00 | 0.00 | 0.00 | 58.00 |
| 10E--- | 2130 | 6--- | -- | ----- | 350.00 | 0.00 | 292.00 | 0.00 | 0.00 | 58.00 |
| 10E140 | 2140 | 1100 | 00 | 140000 Psychologist Sal | 0.00 | 0.00 | 0.00 | 0.00 | 0.00 | 0.00 |
| 10E--- | 2140 | 1--- | -- | ----- | 0.00 | 0.00 | 0.00 | 0.00 | 0.00 | 0.00 |
| 10E140 | 2140 | 2110 | 00 | 140000 Psychologist TRS | 0.00 | 0.00 | 0.00 | 0.00 | 0.00 | 0.00 |
| 10E140 | 2140 | 2200 | 00 | 140000 Psychologist Ins Ben | 0.00 | 0.00 | 0.00 | 0.00 | 0.00 | 0.00 |
| 10E--- | 2140 | 2--- | -- | ----- | 0.00 | 0.00 | 0.00 | 0.00 | 0.00 | 0.00 |
| 10E920 | 2140 | 3190 | 00 | 920000 Pysh Pur Serv | 0.00 | 0.00 | 0.00 | 0.00 | 0.00 | 0.00 |
| 10E--- | 2140 | 3--- | -- | ----- | 0.00 | 0.00 | 0.00 | 0.00 | 0.00 | 0.00 |
| 10E920 | 2140 | 4130 | 00 | 920000 Psych Supp | 0.00 | 0.00 | 0.00 | 0.00 | 0.00 | 0.00 |
| 10E--- | 2140 | 4--- | -- | ----- | 0.00 | 0.00 | 0.00 | 0.00 | 0.00 | 0.00 |
| 10E150 | 2150 | 1100 | 00 | 150000 Speech ELL Students Sal | 0.00 | 0.00 | 0.00 | 0.00 | 0.00 | 0.00 |
| 10E280 | 2150 | 1100 | 00 | 280000 District Speech Salary | 245,000.00 | -16,351.44 | 210,866.87 | 0.00 | 0.00 | 34,133.13 |
| 10E280 | 2150 | 1110 | 00 | 280000 District Speech Aide | 0.00 | 0.00 | 0.00 | 0.00 | 0.00 | 0.00 |
| 10E--- | 2150 | 1--- | -- | ----- | 245,000.00 | -16,351.44 | 210,866.87 | 0.00 | 0.00 | 34,133.13 |
| 10E150 | 2150 | 2110 | 00 | 150000 Speech ELL Students TRS | 0.00 | 0.00 | 0.00 | 0.00 | 0.00 | 0.00 |
| 10E280 | 2150 | 2110 | 00 | 280000 District Speech TRS | 30,000.00 | 1,582.66 | 27,175.50 | 0.00 | 0.00 | 2,824.50 |
| 10E280 | 2150 | 2130 | 00 | 280000 | 0.00 | 0.00 | 0.00 | 0.00 | 0.00 | 0.00 |
| 10E280 | 2150 | 2200 | 00 | 280000 District Speech Ins Ben | 45,000.00 | 3,040.96 | 45,134.43 | 0.00 | 0.00 | -134.43 |
| 10E--- | 2150 | 2--- | -- | ----- | 75,000.00 | 4,623.62 | 72,309.93 | 0.00 | 0.00 | 2,690.07 |
| 10E920 | 2150 | 3190 | 00 | 920000 Speech Purchase Services | 100.00 | 0.00 | 69.00 | 0.00 | 0.00 | 31.00 |
| 10E920 | 2150 | 3320 | 00 | 920000 District Speech Travel | 1,000.00 | 0.00 | 551.99 | 0.00 | 0.00 | 448.01 |
| 10E--- | 2150 | 3--- | -- | ----- | 1,100.00 | 0.00 | 620.99 | 0.00 | 0.00 | 479.01 |
| 10E920 | 2150 | 4100 | 00 | 920000 District Speech Supplies | 1,125.00 | 0.00 | 256.95 | 0.00 | 0.00 | 868.05 |
| 10E920 | 2150 | 4130 | 00 | 920000 District Speech Testing Suppli | 500.00 | 0.00 | 0.00 | 0.00 | 0.00 | 500.00 |
| 10E920 | 2150 | 4200 | 00 | 920000 District Bilingual Test Suppli | 0.00 | 0.00 | 0.00 | 0.00 | 0.00 | 0.00 |
| 10E920 | 2150 | 4220 | 00 | 920000 District Speech Workbooks | 0.00 | 0.00 | 0.00 | 0.00 | 0.00 | 0.00 |
| 10E--- | 2150 | 4--- | -- | ----- | 1,625.00 | 0.00 | 256.95 | 0.00 | 0.00 | 1,368.05 |
| 10E920 | 2150 | 5500 | 00 | 000000 District Speech Equip | 0.00 | 0.00 | 0.00 | 0.00 | 0.00 | 0.00 |
| 10E--- | 2150 | 5--- | -- | ----- | 0.00 | 0.00 | 0.00 | 0.00 | 0.00 | 0.00 |
| 10E920 | 2150 | 6400 | 00 | 920000 District Speech Dues & Fees | 2,500.00 | 0.00 | 1,477.00 | 0.00 | 0.00 | 1,023.00 |
| 10E--- | 2150 | 6--- | -- | ----- | 2,500.00 | 0.00 | 1,477.00 | 0.00 | 0.00 | 1,023.00 |
| 10E020 | 2190 | 1110 | 00 | 000000 Supervision Aide Salary | 62,000.00 | -8,948.45 | 44,689.70 | 0.00 | 0.00 | 17,310.30 |
| 10E020 | 2190 | 1200 | 00 | 000000 Sub Supervision Cert Sal | 1,000.00 | 0.00 | 1,666.00 | 0.00 | 0.00 | -666.00 |
| 10E020 | 2190 | 1210 | 00 | 000000 RCES Sub Supervision Aide | 1,500.00 | 0.00 | 1,113.00 | 0.00 | 0.00 | 387.00 |
| 10E--- | 2190 | 1--- | -- | ----- | 64,500.00 | -8,948.45 | 47,468.70 | 0.00 | 0.00 | 17,031.30 |
| 10E020 | 2190 | 2110 | 00 | 000000 RCES Supervision TRS | 0.00 | 0.00 | 0.66 | 0.00 | 0.00 | -0.66 |
| 10E020 | 2190 | 2130 | 00 | 000000 | 0.00 | 0.00 | 0.00 | 0.00 | 0.00 | 0.00 |
| 10E020 | 2190 | 2200 | 00 | 000000 RCES Supervision Aide Ins Ben | 1,000.00 | 0.96 | 785.30 | 0.00 | 0.00 | 214.70 |

| Account Level | | | | 2022-23 | June 2022-23 | 2022-23 | 2022-23 | Encumbered | 2022-23 | |
|---------------|------|------|----|-------------|--------------------------------|------------------|---------------|----------------|---------|-----------------|
| FDTLOC | FUNC | OBJ | SJ | Description | Budget | Monthly Activity | FYTD Activity | Batch Activity | Amount | Available Funds |
| 10E--- | 2190 | 2--- | -- | ----- | 1,000.00 | 0.96 | 785.96 | 0.00 | 0.00 | 214.04 |
| 10E--- | 21-- | ---- | -- | ----- | 999,080.00 | -8,477.53 | 868,703.81 | 0.00 | 0.00 | 130,376.19 |
| 10E070 | 2210 | 1100 | 00 | 000000 | 21st Century Prof Dev Sal | 0.00 | 0.00 | 0.00 | 0.00 | 0.00 |
| 10E100 | 2210 | 1100 | 00 | 100000 | Title I Imp Stipends | 0.00 | 0.00 | 742.50 | 0.00 | -742.50 |
| 10E110 | 2210 | 1100 | 00 | 110000 | At Risk Improv Salary | 0.00 | 0.00 | 0.00 | 0.00 | 0.00 |
| 10E120 | 2210 | 1100 | 00 | 120000 | Improv of Instr Laptop Grant | 0.00 | 0.00 | 0.00 | 0.00 | 0.00 |
| 10E180 | 2210 | 1100 | 00 | 180000 | RTTT Improv Instr Stipends | 0.00 | 0.00 | 0.00 | 0.00 | 0.00 |
| 10E330 | 2210 | 1100 | 00 | 330000 | Title II Teach Stipend | 0.00 | 0.00 | 0.00 | 0.00 | 0.00 |
| 10E340 | 2210 | 1100 | 00 | 340000 | ESSER Prof Development Salary | 0.00 | 0.00 | 0.00 | 0.00 | 0.00 |
| 10E342 | 2210 | 1100 | 00 | 000000 | ESSER II Inst Tech Salary | 70,000.00 | 6,878.68 | 68,394.18 | 0.00 | 1,605.82 |
| 10E470 | 2210 | 1100 | 00 | 470000 | 21st Century Sal | 1,000.00 | 0.00 | 0.00 | 0.00 | 1,000.00 |
| 10E480 | 2210 | 1100 | 00 | 480000 | Ag 3 Circles Impr of Inst Sal | 10,500.00 | 2,054.40 | 8,217.60 | 0.00 | 2,282.40 |
| 10E490 | 2210 | 1100 | 00 | 490000 | Ag Grant Improv of Inst Sal | 0.00 | 0.00 | 0.00 | 0.00 | 0.00 |
| 10E500 | 2210 | 1100 | 00 | 500000 | Title I Imp Stipends | 0.00 | 0.00 | 0.00 | 0.00 | 0.00 |
| 10E510 | 2210 | 1100 | 00 | 510000 | At Risk Improv Sal | 0.00 | 0.00 | 0.00 | 0.00 | 0.00 |
| 10E530 | 2210 | 1100 | 00 | 530000 | Title II Stipend | 0.00 | 0.00 | 0.00 | 0.00 | 0.00 |
| 10E810 | 2210 | 1100 | 00 | 810000 | ROE Flow Thru | 0.00 | 0.00 | 0.00 | 0.00 | 0.00 |
| 10E070 | 2210 | 1110 | 00 | 000000 | 21st Century Prof NC Sal | 0.00 | 0.00 | 0.00 | 0.00 | 0.00 |
| 10E010 | 2210 | 1200 | 00 | 000000 | District Improv of Instr | 0.00 | 0.00 | 0.00 | 0.00 | 0.00 |
| 10E060 | 2210 | 1200 | 00 | 000000 | Fine Arts Grant Sal | 0.00 | 0.00 | 0.00 | 0.00 | 0.00 |
| 10E100 | 2210 | 1200 | 00 | 100000 | Title I Improv Subs | 2,000.00 | 0.00 | 960.00 | 0.00 | 1,040.00 |
| 10E110 | 2210 | 1200 | 00 | 110000 | EC Subs Sal | 1,000.00 | 0.00 | 504.00 | 0.00 | 496.00 |
| 10E170 | 2210 | 1200 | 00 | 170000 | Title IV Subs | 2,100.00 | 0.00 | 2,040.44 | 0.00 | 59.56 |
| 10E180 | 2210 | 1200 | 00 | 180000 | RTTT IM Sub Sal | 0.00 | 0.00 | 0.00 | 0.00 | 0.00 |
| 10E180 | 2210 | 1200 | 01 | 180000 | RTTT IMentoring Sub Sal | 0.00 | 0.00 | 0.00 | 0.00 | 0.00 |
| 10E270 | 2210 | 1200 | 00 | 270000 | Title I S & A Sub Sal | 0.00 | 0.00 | 0.00 | 0.00 | 0.00 |
| 10E330 | 2210 | 1200 | 00 | 330000 | Title II Teach Sub Sal | 1,000.00 | 0.00 | 900.00 | 0.00 | 100.00 |
| 10E500 | 2210 | 1200 | 00 | 500000 | Title I Improv Sub | 0.00 | 0.00 | 0.00 | 0.00 | 0.00 |
| 10E510 | 2210 | 1200 | 00 | 510000 | Pre K Imp Inst Sub Salary | 0.00 | 0.00 | 0.00 | 0.00 | 0.00 |
| 10E530 | 2210 | 1200 | 00 | 530000 | Title II Teacher Sub | 0.00 | 0.00 | 0.00 | 0.00 | 0.00 |
| 10E570 | 2210 | 1200 | 00 | 570000 | Title IV Sub Sal | 2,500.00 | 0.00 | 1,950.00 | 0.00 | 550.00 |
| 10E580 | 2210 | 1200 | 00 | 580000 | | 0.00 | 0.00 | 0.00 | 0.00 | 0.00 |
| 10E060 | 2210 | 1210 | 00 | 000000 | Fine Arts Grant Sal | 0.00 | 0.00 | 0.00 | 0.00 | 0.00 |
| 10E100 | 2210 | 1210 | 00 | 100000 | Title I Improv of Inst NC Sub | 0.00 | 0.00 | 0.00 | 0.00 | 0.00 |
| 10E110 | 2210 | 1210 | 00 | 110000 | Pre K Imp Ins Aide Sub Salary | 600.00 | 0.00 | 0.00 | 0.00 | 600.00 |
| 10E330 | 2210 | 1210 | 00 | 330000 | Title II Improv Instr NC Sal | 0.00 | 0.00 | 0.00 | 0.00 | 0.00 |
| 10E500 | 2210 | 1210 | 00 | 500000 | | 0.00 | 0.00 | 0.00 | 0.00 | 0.00 |
| 10E510 | 2210 | 1210 | 00 | 510000 | Pre K Imp Inst Aide Sub Salary | 0.00 | 0.00 | 0.00 | 0.00 | 0.00 |
| 10E--- | 2210 | 1--- | -- | ----- | 90,700.00 | 8,933.08 | 83,708.72 | 0.00 | 0.00 | 6,991.28 |
| 10E010 | 2210 | 2110 | 00 | 000000 | District Improv of Instr TRS | 0.00 | 0.00 | 0.00 | 0.00 | 0.00 |

| Account Level | | | | 2022-23 | June 2022-23 | 2022-23 | 2022-23 | Encumbered | 2022-23 | |
|---------------|------|------|----|-------------|--------------|--------------------------------|---------------|----------------|---------|-----------------|
| FDTLOC | FUNC | OBJ | SJ | Description | Budget | Monthly Activity | FYTD Activity | Batch Activity | Amount | Available Funds |
| 10E060 | 2210 | 2110 | 00 | 000000 | | Fine Arts Grant TRS | 0.00 | 0.00 | 0.00 | 0.00 |
| 10E070 | 2210 | 2110 | 00 | 000000 | | 21st Century Prof Dev TRS | 0.00 | 0.00 | 0.00 | 0.00 |
| 10E100 | 2210 | 2110 | 00 | 100000 | 350.00 | Title I Improv TRS | 0.00 | 181.26 | 0.00 | 168.74 |
| 10E110 | 2210 | 2110 | 00 | 110000 | 100.00 | EC Sub TRS | 0.00 | 6.00 | 0.00 | 94.00 |
| 10E120 | 2210 | 2110 | 00 | 120000 | 0.00 | Improv Instruc Laptop TRS | 0.00 | 0.00 | 0.00 | 0.00 |
| 10E170 | 2210 | 2110 | 00 | 170000 | 450.00 | Title IV Subs TRS | 0.00 | 427.73 | 0.00 | 22.27 |
| 10E180 | 2210 | 2110 | 00 | 180000 | 0.00 | RTTT Improv Instruct TRS | 0.00 | 0.00 | 0.00 | 0.00 |
| 10E180 | 2210 | 2110 | 01 | 180000 | 0.00 | RTTT IMentoring TRS | 0.00 | 0.00 | 0.00 | 0.00 |
| 10E270 | 2210 | 2110 | 00 | 270000 | 0.00 | Title I S&A Sub TRS | 0.00 | 0.00 | 0.00 | 0.00 |
| 10E330 | 2210 | 2110 | 00 | 330000 | 100.00 | Title II Teach TRS | 0.00 | 9.01 | 0.00 | 90.99 |
| 10E340 | 2210 | 2110 | 00 | 340000 | 0.00 | ESSER Prof Development TRS | 0.00 | 0.00 | 0.00 | 0.00 |
| 10E342 | 2210 | 2110 | 00 | 000000 | 13,000.00 | ESSER II Inst Tech TRS | 1,567.90 | 12,815.69 | 0.00 | 184.31 |
| 10E470 | 2210 | 2110 | 00 | 470000 | 200.00 | 21st Century TRS | 0.00 | 0.00 | 0.00 | 200.00 |
| 10E480 | 2210 | 2110 | 00 | 480000 | 1,200.00 | Ag 3 Circles TRS | 231.39 | 925.56 | 0.00 | 274.44 |
| 10E490 | 2210 | 2110 | 00 | 490000 | 0.00 | Ag Grant TRS | 0.00 | 0.00 | 0.00 | 0.00 |
| 10E500 | 2210 | 2110 | 00 | 500000 | 0.00 | Title I TRS | 0.00 | 0.00 | 0.00 | 0.00 |
| 10E510 | 2210 | 2110 | 00 | 510000 | 0.00 | EC TRS | 0.00 | 0.00 | 0.00 | 0.00 |
| 10E530 | 2210 | 2110 | 00 | 530000 | 0.00 | Prior Yr Title II TRS | 0.00 | 0.00 | 0.00 | 0.00 |
| 10E570 | 2210 | 2110 | 00 | 570000 | 250.00 | Title IV Sub TRS | 0.00 | 36.88 | 0.00 | 213.12 |
| 10E810 | 2210 | 2110 | 00 | 810000 | 0.00 | Pat Burk Flow Thru TRS | 0.00 | 0.00 | 0.00 | 0.00 |
| 10E330 | 2210 | 2130 | 00 | 330000 | 0.00 | | 0.00 | 0.00 | 0.00 | 0.00 |
| 10E070 | 2210 | 2200 | 00 | 000000 | 0.00 | | 0.00 | 0.00 | 0.00 | 0.00 |
| 10E342 | 2210 | 2200 | 00 | 000000 | 9,200.00 | ESSER II Inst Tech Insurance | 760.00 | 8,820.00 | 0.00 | 380.00 |
| 10E--- | 2210 | 2--- | -- | ----- | 24,850.00 | | 2,559.29 | 23,222.13 | 0.00 | 1,627.87 |
| 10E010 | 2210 | 3110 | 00 | 000000 | 1,000.00 | Workshop | 0.00 | 0.00 | 0.00 | 1,000.00 |
| 10E100 | 2210 | 3140 | 00 | 100000 | 3,500.00 | Title I Improv Consult | 0.00 | 587.50 | 0.00 | 2,912.50 |
| 10E330 | 2210 | 3140 | 00 | 330000 | 2,000.00 | Title II Consultant | 62.90 | 199.78 | 0.00 | 1,800.22 |
| 10E500 | 2210 | 3140 | 00 | 500000 | 0.00 | Title I Consultant | 0.00 | 0.00 | 0.00 | 0.00 |
| 10E530 | 2210 | 3140 | 00 | 530000 | 0.00 | Title II Consultant | 0.00 | 0.00 | 0.00 | 0.00 |
| 10E570 | 2210 | 3140 | 00 | 570000 | 9,500.00 | Title IV Consultant | 0.00 | 9,500.00 | 0.00 | 0.00 |
| 10E010 | 2210 | 3190 | 00 | 000000 | 2,000.00 | District Improv of Instr Regis | 0.00 | 2,025.00 | 0.00 | -25.00 |
| 10E050 | 2210 | 3190 | 00 | 000000 | 0.00 | RCHS CTEI Registration | 0.00 | 0.00 | 0.00 | 0.00 |
| 10E060 | 2210 | 3190 | 00 | 000000 | 0.00 | Fine Arts Reg Fee | 0.00 | 0.00 | 0.00 | 0.00 |
| 10E100 | 2210 | 3190 | 00 | 100000 | 5,500.00 | Title I Improv Reg Fee | 0.00 | 5,473.00 | 0.00 | 27.00 |
| 10E110 | 2210 | 3190 | 00 | 110000 | 3,500.00 | EC 3-5 Pur Serv | 0.00 | 2,783.19 | 0.00 | 716.81 |
| 10E120 | 2210 | 3190 | 00 | 120000 | 0.00 | Laptop Pur Serv | 0.00 | 0.00 | 0.00 | 0.00 |
| 10E170 | 2210 | 3190 | 00 | 170000 | 2,300.00 | Title IV Purchase Service | 200.00 | 1,238.00 | 0.00 | 1,062.00 |
| 10E180 | 2210 | 3190 | 00 | 180000 | 0.00 | RTTT Speaker/Reg Fee | 0.00 | 0.00 | 0.00 | 0.00 |
| 10E190 | 2210 | 3190 | 00 | 190000 | 0.00 | Title VI Rrl Ed Imp of Ins PS | 0.00 | 0.00 | 0.00 | 0.00 |
| 10E270 | 2210 | 3190 | 00 | 270000 | 0.00 | Title I S&A Consult Fees | 0.00 | 0.00 | 0.00 | 0.00 |

| Account Level | | | | 2022-23 | June 2022-23 | 2022-23 | 2022-23 | Encumbered | 2022-23 | |
|---------------|------|------|----|-------------|--------------------------------|------------------|---------------|----------------|---------|-----------------|
| FDTLOC | FUNC | OBJ | SJ | Description | Budget | Monthly Activity | FYTD Activity | Batch Activity | Amount | Available Funds |
| 10E290 | 2210 | 3190 | 00 | 290000 | JFF Bio Med PD | 0.00 | 0.00 | 0.00 | 0.00 | 0.00 |
| 10E330 | 2210 | 3190 | 00 | 330000 | Title II Purchase Serv | 2,500.00 | 700.00 | 5,142.00 | 0.00 | -2,642.00 |
| 10E340 | 2210 | 3190 | 00 | 340000 | ESSER Prof Dev Purchase Servic | 0.00 | 0.00 | 0.00 | 0.00 | 0.00 |
| 10E342 | 2210 | 3190 | 00 | 342000 | ESSER II Imp Inst Purch Serv | 1,000.00 | 0.00 | 800.00 | 0.00 | 200.00 |
| 10E390 | 2210 | 3190 | 00 | 390000 | Perkins Registration | 6,100.00 | 0.00 | 390.00 | 0.00 | 5,710.00 |
| 10E470 | 2210 | 3190 | 00 | 470000 | 21st Century Pur Serv | 400.00 | 0.00 | 0.00 | 0.00 | 400.00 |
| 10E490 | 2210 | 3190 | 00 | 490000 | Ag Grant Imp Inst Pur Serv | 0.00 | 0.00 | 0.00 | 0.00 | 0.00 |
| 10E500 | 2210 | 3190 | 00 | 500000 | Title I Pur Serv | 325.00 | 0.00 | 0.00 | 0.00 | 325.00 |
| 10E510 | 2210 | 3190 | 00 | 510000 | PI Reg, Mileage | 325.00 | 0.00 | 324.81 | 0.00 | 0.19 |
| 10E530 | 2210 | 3190 | 00 | 530000 | Title II Pur Serv | 400.00 | 0.00 | 400.00 | 0.00 | 0.00 |
| 10E570 | 2210 | 3190 | 00 | 570000 | Title II Purchase Service | 2,600.00 | 0.00 | 2,599.43 | 0.00 | 0.57 |
| 10E680 | 2210 | 3190 | 00 | 680000 | CHAT Pur Serv/Speaker | 0.00 | 0.00 | 0.00 | 0.00 | 0.00 |
| 10E750 | 2210 | 3190 | 00 | 750000 | TAOEP pur serv | 0.00 | 0.00 | 0.00 | 0.00 | 0.00 |
| 10E010 | 2210 | 3320 | 00 | 000000 | District Improv of Instr Mieag | 500.00 | 0.00 | 600.51 | 0.00 | -100.51 |
| 10E050 | 2210 | 3320 | 00 | 000000 | RCHS CTEI TRAVEL | 0.00 | 0.00 | 0.00 | 0.00 | 0.00 |
| 10E060 | 2210 | 3320 | 00 | 000000 | Fine Arts Travel | 0.00 | 0.00 | 0.00 | 0.00 | 0.00 |
| 10E070 | 2210 | 3320 | 00 | 000000 | 21st Century Mile | 0.00 | 0.00 | 0.00 | 0.00 | 0.00 |
| 10E090 | 2210 | 3320 | 00 | 000000 | Cloud Grant Improv of Instr Tr | 0.00 | 0.00 | 0.00 | 0.00 | 0.00 |
| 10E090 | 2210 | 3320 | 00 | 090000 | Cloud Grant Improv Inst Mileag | 0.00 | 0.00 | 0.00 | 0.00 | 0.00 |
| 10E100 | 2210 | 3320 | 00 | 100000 | Title I Improv Travel | 0.00 | 0.00 | 2,600.54 | 0.00 | -2,600.54 |
| 10E110 | 2210 | 3320 | 00 | 110000 | EC 3-5 Trav | 1,000.00 | 0.00 | 185.18 | 0.00 | 814.82 |
| 10E110 | 2210 | 3320 | 01 | 110000 | EC 0-3 Trav | 0.00 | 0.00 | 0.00 | 0.00 | 0.00 |
| 10E170 | 2210 | 3320 | 00 | 170000 | Title IV Meals Mile Motel Reg | 0.00 | 0.00 | 0.00 | 0.00 | 0.00 |
| 10E180 | 2210 | 3320 | 00 | 180000 | RTTT Imp Ins Meals/Mile/Motel | 0.00 | 0.00 | 0.00 | 0.00 | 0.00 |
| 10E180 | 2210 | 3320 | 01 | 180000 | RTTIM Imp Inst Meals/Mile/Mo | 0.00 | 0.00 | 0.00 | 0.00 | 0.00 |
| 10E270 | 2210 | 3320 | 00 | 270000 | Title I S&A Travel Exp | 0.00 | 0.00 | 0.00 | 0.00 | 0.00 |
| 10E330 | 2210 | 3320 | 00 | 330000 | Title II Travel | 2,020.00 | 943.96 | 2,549.16 | 0.00 | -529.16 |
| 10E390 | 2210 | 3320 | 00 | 390000 | Perkins Travel | 6,000.00 | 0.00 | 3,680.08 | 0.00 | 2,319.92 |
| 10E470 | 2210 | 3320 | 00 | 470000 | 21st Century Mileage | 0.00 | 0.00 | 0.00 | 0.00 | 0.00 |
| 10E500 | 2210 | 3320 | 00 | 500000 | Title I Travel | 0.00 | 0.00 | 0.00 | 0.00 | 0.00 |
| 10E510 | 2210 | 3320 | 00 | 510000 | At Risk Improv Trav | 0.00 | 0.00 | 0.00 | 0.00 | 0.00 |
| 10E530 | 2210 | 3320 | 00 | 530000 | Prior Yr Title II Travel | 1,100.00 | 0.00 | 1,039.75 | 0.00 | 60.25 |
| 10E550 | 2210 | 3320 | 00 | 550000 | TAOEP Travel | 0.00 | 0.00 | 0.00 | 0.00 | 0.00 |
| 10E570 | 2210 | 3320 | 00 | 570000 | Title IV Travel | 2,000.00 | 0.00 | 1,544.48 | 0.00 | 455.52 |
| 10E580 | 2210 | 3320 | 00 | 580000 | RttT Meals, Mileage Motels | 0.00 | 0.00 | 0.00 | 0.00 | 0.00 |
| 10E750 | 2210 | 3320 | 00 | 750000 | TAOEP Travel | 0.00 | 0.00 | 0.00 | 0.00 | 0.00 |
| 10E--- | 2210 | 3--- | -- | ----- | | 55,570.00 | 1,906.86 | 43,662.41 | 0.00 | 11,907.59 |
| 10E010 | 2210 | 4100 | 00 | 000000 | Dist Improv of Instr Supplies | 0.00 | 0.00 | 0.00 | 0.00 | 0.00 |
| 10E060 | 2210 | 4100 | 00 | 000000 | Fine Arts Improv Inst Supp | 0.00 | 0.00 | 0.00 | 0.00 | 0.00 |
| 10E070 | 2210 | 4100 | 00 | 000000 | 21st Century Prof Dev Supp | 0.00 | 0.00 | 0.00 | 0.00 | 0.00 |

| Account Level | | | | 2022-23 | June 2022-23 | 2022-23 | 2022-23 | Encumbered | 2022-23 | |
|---------------|------|------|----|-------------|--------------------------------|------------------|---------------|----------------|---------|-----------------|
| FDTLOC | FUNC | OBJ | SJ | Description | Budget | Monthly Activity | FYTD Activity | Batch Activity | Amount | Available Funds |
| 10E100 | 2210 | 4100 | 00 | 100000 | Title I Supp | 100.00 | 0.00 | 66.38 | 0.00 | 33.62 |
| 10E110 | 2210 | 4100 | 00 | 110000 | EC IMPROV OF INSTR SUPPLIES | 200.00 | 0.00 | 15.95 | 0.00 | 184.05 |
| 10E120 | 2210 | 4100 | 00 | 120000 | | 0.00 | 0.00 | 0.00 | 0.00 | 0.00 |
| 10E170 | 2210 | 4100 | 00 | 170000 | Title IV Improv Instr Supp | 0.00 | 0.00 | 0.00 | 0.00 | 0.00 |
| 10E180 | 2210 | 4100 | 00 | 180000 | RTTT Impr Supp | 0.00 | 0.00 | 0.00 | 0.00 | 0.00 |
| 10E180 | 2210 | 4100 | 01 | 180000 | RTT IM Supplies | 0.00 | 0.00 | 0.00 | 0.00 | 0.00 |
| 10E270 | 2210 | 4100 | 00 | 270000 | Supplies | 0.00 | 0.00 | 0.00 | 0.00 | 0.00 |
| 10E330 | 2210 | 4100 | 00 | 330000 | Title II Improv of Instruct Su | 200.00 | 0.00 | 199.87 | 0.00 | 0.13 |
| 10E345 | 2210 | 4100 | 00 | 345000 | ARP Mck Ven Imprvmt of Instruc | 4,000.00 | 0.00 | 0.00 | 0.00 | 4,000.00 |
| 10E470 | 2210 | 4100 | 00 | 470000 | 21st Century Imp of Inst Supp | 0.00 | 0.00 | 0.00 | 0.00 | 0.00 |
| 10E500 | 2210 | 4100 | 00 | 500000 | Title I Supplies | 0.00 | 0.00 | -20.43 | 0.00 | 20.43 |
| 10E510 | 2210 | 4100 | 00 | 510000 | Early Childhood PD Supplies | 200.00 | 0.00 | 191.94 | 0.00 | 8.06 |
| 10E530 | 2210 | 4100 | 00 | 530000 | Title II Supplies | 0.00 | 0.00 | 0.00 | 0.00 | 0.00 |
| 10E570 | 2210 | 4100 | 00 | 570000 | Title IV Supplies | 1,500.00 | 0.00 | 355.01 | 0.00 | 1,144.99 |
| 10E680 | 2210 | 4100 | 00 | 680000 | CHAT Supplies | 0.00 | 0.00 | 0.00 | 0.00 | 0.00 |
| 10E--- | 2210 | 4--- | -- | ----- | | 6,200.00 | 0.00 | 808.72 | 0.00 | 5,391.28 |
| 10E120 | 2210 | 5500 | 00 | 120000 | Laptop Improv Instruct Equip | 0.00 | 0.00 | 0.00 | 0.00 | 0.00 |
| 10E--- | 2210 | 5--- | -- | ----- | | 0.00 | 0.00 | 0.00 | 0.00 | 0.00 |
| 10E020 | 2220 | 1100 | 00 | 000000 | RCES IMC Salary | 76,000.00 | 6,268.30 | 74,569.96 | 0.00 | 1,430.04 |
| 10E040 | 2220 | 1100 | 00 | 000000 | RCMS IMC Salary | 45,000.00 | 3,717.48 | 44,321.04 | 0.00 | 678.96 |
| 10E050 | 2220 | 1100 | 00 | 000000 | RCHS IMC Teach Sal | 75,000.00 | 6,111.90 | 72,650.88 | 0.00 | 2,349.12 |
| 10E020 | 2220 | 1110 | 00 | 000000 | RCES IMC Aide/Asst Sal | 0.00 | 0.00 | 0.00 | 0.00 | 0.00 |
| 10E040 | 2220 | 1110 | 00 | 000000 | RCMS Aide/Asst Salary | 0.00 | 0.00 | 0.00 | 0.00 | 0.00 |
| 10E050 | 2220 | 1110 | 00 | 000000 | RCHS Library TA | 0.00 | 0.00 | 0.00 | 0.00 | 0.00 |
| 10E020 | 2220 | 1200 | 00 | 000000 | RCES IMC Sub Sal | 2,000.00 | 0.00 | 240.00 | 0.00 | 1,760.00 |
| 10E040 | 2220 | 1200 | 00 | 000000 | RCMS Lib Sub Sal | 500.00 | 0.00 | 0.00 | 0.00 | 500.00 |
| 10E050 | 2220 | 1200 | 00 | 000000 | RCHS IMC Sub Teach Sal | 0.00 | 0.00 | 0.00 | 0.00 | 0.00 |
| 10E020 | 2220 | 1210 | 00 | 000000 | RCES IMC Sub Aide/Asst | 0.00 | 0.00 | 0.00 | 0.00 | 0.00 |
| 10E040 | 2220 | 1210 | 00 | 000000 | RCMS IMC Sub Aide | 0.00 | 0.00 | 0.00 | 0.00 | 0.00 |
| 10E--- | 2220 | 1--- | -- | ----- | | 198,500.00 | 16,097.68 | 191,781.88 | 0.00 | 6,718.12 |
| 10E020 | 2220 | 2110 | 00 | 000000 | RCES IMC TRS | 9,000.00 | 706.04 | 8,488.45 | 0.00 | 511.55 |
| 10E040 | 2220 | 2110 | 00 | 000000 | RCMS IMC TRS | 5,300.00 | 418.72 | 4,992.12 | 0.00 | 307.88 |
| 10E050 | 2220 | 2110 | 00 | 000000 | RCHS IMC TRS | 8,300.00 | 688.42 | 8,183.12 | 0.00 | 116.88 |
| 10E020 | 2220 | 2130 | 00 | 000000 | | 0.00 | 0.00 | 0.00 | 0.00 | 0.00 |
| 10E040 | 2220 | 2130 | 00 | 000000 | | 0.00 | 0.00 | 0.00 | 0.00 | 0.00 |
| 10E050 | 2220 | 2130 | 00 | 000000 | | 0.00 | 0.00 | 0.00 | 0.00 | 0.00 |
| 10E020 | 2220 | 2200 | 00 | 000000 | RCES IMC Ins Benefit | 9,200.00 | 760.00 | 8,820.00 | 0.00 | 380.00 |
| 10E040 | 2220 | 2200 | 00 | 000000 | RCMS IMC Ins Benefit | 9,200.00 | 760.00 | 8,820.00 | 0.00 | 380.00 |
| 10E050 | 2220 | 2200 | 00 | 000000 | RCHS IMC Ins Benefit | 9,200.00 | 760.00 | 8,820.00 | 0.00 | 380.00 |
| 10E--- | 2220 | 2--- | -- | ----- | | 50,200.00 | 4,093.18 | 48,123.69 | 0.00 | 2,076.31 |

| Account Level | | | | 2022-23 | June 2022-23 | 2022-23 | 2022-23 | Encumbered | 2022-23 | |
|---------------|------|------|-----------|--------------------------------|--------------|------------------|---------------|----------------|---------|-----------------|
| FDTLOC | FUNC | OBJ | SJ | Description | Budget | Monthly Activity | FYTD Activity | Batch Activity | Amount | Available Funds |
| 10E020 | 2220 | 3140 | 00 000000 | RCES Library Fees | 1,000.00 | 0.00 | 0.00 | 0.00 | 0.00 | 1,000.00 |
| 10E040 | 2220 | 3190 | 00 000000 | RCMS Library Pur Serv | 1,000.00 | 0.00 | 981.12 | 0.00 | 0.00 | 18.88 |
| 10E050 | 2220 | 3190 | 00 000000 | RCHS IMC Pur Service | 3,800.00 | 0.00 | 3,770.41 | 0.00 | 0.00 | 29.59 |
| 10E020 | 2220 | 3230 | 00 000000 | RCES IMC Repair/Maint | 1,000.00 | 0.00 | 981.12 | 0.00 | 0.00 | 18.88 |
| 10E040 | 2220 | 3230 | 00 000000 | RCMS IMC Rep/Maint | 0.00 | 0.00 | 0.00 | 0.00 | 0.00 | 0.00 |
| 10E050 | 2220 | 3230 | 00 000000 | RCHS IMC Rep/Maint | 100.00 | 0.00 | 0.00 | 100.00 | 0.00 | 0.00 |
| 10E050 | 2220 | 3240 | 00 000000 | RCHS IMC Copier Repair | 100.00 | 0.00 | 0.00 | 100.00 | 0.00 | 0.00 |
| 10E050 | 2220 | 3260 | 00 000000 | RCHS IMC Postage | 0.00 | 0.00 | 0.00 | 0.00 | 0.00 | 0.00 |
| 10E050 | 2220 | 3320 | 00 000000 | RCHS IMC Trav | 0.00 | 0.00 | 0.00 | 0.00 | 0.00 | 0.00 |
| 10E--- | 2220 | 3--- | -- ----- | | 7,000.00 | 0.00 | 5,732.65 | 200.00 | 0.00 | 1,067.35 |
| 10E020 | 2220 | 4100 | 00 000000 | RCES IMC Supplies | 2,800.00 | 0.00 | 2,805.20 | 0.00 | 0.00 | -5.20 |
| 10E030 | 2220 | 4100 | 00 000000 | WRES IMC Supplies | 0.00 | 0.00 | 0.00 | 0.00 | 0.00 | 0.00 |
| 10E040 | 2220 | 4100 | 00 000000 | RCMS IMC Supplies | 1,620.00 | 0.00 | 1,619.56 | 0.00 | 0.00 | 0.44 |
| 10E050 | 2220 | 4100 | 00 000000 | RCHS IMC Supplies | 1,200.00 | 0.00 | 1,304.01 | -125.00 | 0.00 | 20.99 |
| 10E240 | 2220 | 4100 | 00 240000 | IL St Library Grnt Supp | 3,000.00 | 1,346.67 | 2,242.56 | -980.70 | 0.00 | 1,738.14 |
| 10E250 | 2220 | 4100 | 00 250000 | Fed Lib Grant Supp | 0.00 | 0.00 | 0.00 | 0.00 | 0.00 | 0.00 |
| 10E290 | 2220 | 4100 | 00 290000 | JFF Library Books | 0.00 | 0.00 | 0.00 | 0.00 | 0.00 | 0.00 |
| 10E345 | 2220 | 4100 | 00 345000 | ARP McKin Vent Media Supplies | 4,800.00 | 590.85 | 4,712.75 | 0.00 | 0.00 | 87.25 |
| 10E050 | 2220 | 4110 | 00 000000 | RCHS IMC Video Purchase | 0.00 | 0.00 | 0.00 | 0.00 | 0.00 | 0.00 |
| 10E020 | 2220 | 4300 | 00 000000 | RCES IMC Books | 6,500.00 | 0.00 | 6,410.14 | 0.00 | 0.00 | 89.86 |
| 10E040 | 2220 | 4300 | 00 000000 | RCMS IMC Books | 4,900.00 | 0.00 | 4,820.72 | 0.00 | 0.00 | 79.28 |
| 10E050 | 2220 | 4300 | 00 000000 | RCHS IMC Books | 7,000.00 | 0.00 | 6,655.08 | -200.00 | 0.00 | 544.92 |
| 10E020 | 2220 | 4400 | 00 000000 | RCES IMC Periodicals | 300.00 | 119.99 | 263.99 | 0.00 | 0.00 | 36.01 |
| 10E040 | 2220 | 4400 | 00 000000 | RCMS IMC Periodicals | 0.00 | 0.00 | 700.00 | 0.00 | 0.00 | -700.00 |
| 10E050 | 2220 | 4400 | 00 000000 | RCHS IMC Periodicals | 2,000.00 | 0.00 | 1,851.20 | 125.00 | 0.00 | 23.80 |
| 10E020 | 2220 | 4700 | 00 000000 | RCES IMC Software | 300.00 | 0.00 | 19.95 | 0.00 | 0.00 | 280.05 |
| 10E040 | 2220 | 4700 | 00 000000 | RCMS IMC Software/E-Resources | 1,000.00 | 0.00 | 299.95 | 0.00 | 0.00 | 700.05 |
| 10E050 | 2220 | 4700 | 00 000000 | RCHS IMC Software | 0.00 | 0.00 | 0.00 | 0.00 | 0.00 | 0.00 |
| 10E--- | 2220 | 4--- | -- ----- | | 35,420.00 | 2,057.51 | 33,705.11 | -1,180.70 | 0.00 | 2,895.59 |
| 10E020 | 2220 | 5500 | 00 000000 | RCES IMC Equipment | 0.00 | 0.00 | 0.00 | 0.00 | 0.00 | 0.00 |
| 10E040 | 2220 | 5500 | 00 000000 | RCMS IMC Equip | 0.00 | 0.00 | 0.00 | 0.00 | 0.00 | 0.00 |
| 10E050 | 2220 | 5500 | 00 000000 | RCHS IMC Equip | 1,000.00 | 0.00 | 947.41 | 0.00 | 0.00 | 52.59 |
| 10E--- | 2220 | 5--- | -- ----- | | 1,000.00 | 0.00 | 947.41 | 0.00 | 0.00 | 52.59 |
| 10E020 | 2220 | 6400 | 00 000000 | RCES IMC Dues/Fees | 400.00 | 65.00 | 332.00 | 0.00 | 0.00 | 68.00 |
| 10E040 | 2220 | 6400 | 00 000000 | RCMS IMC Dues/Fees | 700.00 | 0.00 | 700.00 | 0.00 | 0.00 | 0.00 |
| 10E050 | 2220 | 6400 | 00 000000 | RCHS IMC Dues/Fees | 0.00 | 0.00 | 0.00 | 0.00 | 0.00 | 0.00 |
| 10E--- | 2220 | 6--- | -- ----- | | 1,100.00 | 65.00 | 1,032.00 | 0.00 | 0.00 | 68.00 |
| 10E340 | 2230 | 1100 | 00 340000 | ESSER MTSS Intervention Salary | 0.00 | 0.00 | 0.00 | 0.00 | 0.00 | 0.00 |
| 10E--- | 2230 | 1--- | -- ----- | | 0.00 | 0.00 | 0.00 | 0.00 | 0.00 | 0.00 |
| 10E340 | 2230 | 2110 | 00 340000 | ESSER MTSS TRS | 0.00 | 0.00 | 0.00 | 0.00 | 0.00 | 0.00 |

| Account Level | | | | 2022-23 | June 2022-23 | 2022-23 | 2022-23 | Encumbered | 2022-23 | |
|---------------|------|------|----|-------------|---------------------------------|------------------|---------------|----------------|---------|-----------------|
| FDTLOC | FUNC | OBJ | SJ | Description | Budget | Monthly Activity | FYTD Activity | Batch Activity | Amount | Available Funds |
| 10E340 | 2230 | 2200 | 00 | 340000 | ESSER MTSS Ins Benefit | 0.00 | 0.00 | 0.00 | 0.00 | 0.00 |
| 10E--- | 2230 | 2--- | -- | ----- | 0.00 | 0.00 | 0.00 | 0.00 | 0.00 | 0.00 |
| 10E100 | 2230 | 3140 | 00 | 100000 | Title I Scoring | 85,000.00 | 600.75 | 82,032.15 | 0.00 | 2,967.85 |
| 10E500 | 2230 | 3140 | 00 | 500000 | Title I Scoring | 0.00 | 0.00 | 0.00 | 0.00 | 0.00 |
| 10E050 | 2230 | 3190 | 00 | 000000 | RCHS CTEI Purchase Service | 0.00 | 0.00 | 0.00 | 0.00 | 0.00 |
| 10E710 | 2230 | 3190 | 00 | 710000 | Elementary Careers Purchase Ser | 0.00 | 0.00 | 0.00 | 0.00 | 0.00 |
| 10E780 | 2230 | 3190 | 00 | 780000 | CTEI Testing/Certification | 375.00 | 0.00 | 357.00 | 0.00 | 18.00 |
| 10E--- | 2230 | 3--- | -- | ----- | 85,375.00 | 600.75 | 82,389.15 | 0.00 | 0.00 | 2,985.85 |
| 10E100 | 2230 | 4100 | 00 | 100000 | Title I Testing | 0.00 | 0.00 | 0.00 | 0.00 | 0.00 |
| 10E500 | 2230 | 4100 | 00 | 500000 | Title I Testing | 500.00 | 0.00 | 0.00 | 0.00 | 500.00 |
| 10E--- | 2230 | 4--- | -- | ----- | 500.00 | 0.00 | 0.00 | 0.00 | 0.00 | 500.00 |
| 10E--- | 22-- | ---- | -- | ----- | 556,415.00 | 36,313.35 | 515,113.87 | -980.70 | 0.00 | 42,281.83 |
| 10E010 | 2310 | 1110 | 00 | 000000 | BOE Sec/Treasure Sal | 6,000.00 | 500.00 | 6,000.00 | 0.00 | 0.00 |
| 10E--- | 2310 | 1--- | -- | ----- | 6,000.00 | 500.00 | 6,000.00 | 0.00 | 0.00 | 0.00 |
| 10E010 | 2310 | 2130 | 00 | 000000 | | 0.00 | 0.00 | 0.00 | 0.00 | 0.00 |
| 10E010 | 2310 | 2200 | 00 | 000000 | BOE Sec Ins Ben | 0.00 | 0.00 | 0.00 | 0.00 | 0.00 |
| 10E--- | 2310 | 2--- | -- | ----- | 0.00 | 0.00 | 0.00 | 0.00 | 0.00 | 0.00 |
| 10E010 | 2310 | 3140 | 00 | 000000 | District Feasibility Consultan | 0.00 | 0.00 | 0.00 | 0.00 | 0.00 |
| 10E010 | 2310 | 3160 | 00 | 000000 | BOE Architectural Fees | 0.00 | 0.00 | 0.00 | 0.00 | 0.00 |
| 10E010 | 2310 | 3170 | 00 | 000000 | BOE Audit Fee | 25,000.00 | 0.00 | 23,100.00 | 0.00 | 1,900.00 |
| 10E010 | 2310 | 3180 | 00 | 000000 | BOE Reg Chicago | 14,000.00 | 6,480.00 | 13,515.04 | 0.00 | 484.96 |
| 10E010 | 2310 | 3190 | 00 | 000000 | BOE Other Pur Ser | 2,455.00 | 0.00 | 6,295.00 | 0.00 | -3,840.00 |
| 10E220 | 2310 | 3190 | 00 | 220000 | BOE Background Checks | 0.00 | 0.00 | 0.00 | 0.00 | 0.00 |
| 10E010 | 2310 | 3230 | 00 | 000000 | BOE Repair/Maint | 500.00 | 0.00 | 0.00 | 0.00 | 500.00 |
| 10E010 | 2310 | 3320 | 00 | 000000 | BOE Travel | 0.00 | 52.00 | 124.57 | 0.00 | -124.57 |
| 10E010 | 2310 | 3500 | 00 | 000000 | BOE Advertising | 3,500.00 | 0.00 | 2,088.00 | 0.00 | 1,412.00 |
| 10E010 | 2310 | 3600 | 00 | 000000 | BOE Printing | 100.00 | 0.00 | 0.00 | 0.00 | 100.00 |
| 10E010 | 2310 | 3800 | 00 | 000000 | BOE Pd Cert Life Ins | 55,000.00 | 2,804.87 | 54,972.59 | 0.00 | 27.41 |
| 10E010 | 2310 | 3850 | 00 | 000000 | BOE Unemployment Comp | 0.00 | 0.00 | 0.00 | 0.00 | 0.00 |
| 10E--- | 2310 | 3--- | -- | ----- | 100,555.00 | 9,336.87 | 100,095.20 | 0.00 | 0.00 | 459.80 |
| 10E010 | 2310 | 4100 | 00 | 000000 | BOE Supplies | 7,000.00 | 117.92 | 6,756.42 | 0.00 | 243.58 |
| 10E010 | 2310 | 4110 | 00 | 000000 | BOE Serv Awards Supp | 100.00 | 0.00 | 0.00 | 0.00 | 100.00 |
| 10E--- | 2310 | 4--- | -- | ----- | 7,100.00 | 117.92 | 6,756.42 | 0.00 | 0.00 | 343.58 |
| 10E010 | 2310 | 5500 | 00 | 000000 | BOE Equipment | 0.00 | 0.00 | 0.00 | 0.00 | 0.00 |
| 10E--- | 2310 | 5--- | -- | ----- | 0.00 | 0.00 | 0.00 | 0.00 | 0.00 | 0.00 |
| 10E010 | 2310 | 6400 | 00 | 000000 | BOE Dues/Fees | 7,200.00 | 0.00 | 6,722.00 | 0.00 | 478.00 |
| 10E--- | 2310 | 6--- | -- | ----- | 7,200.00 | 0.00 | 6,722.00 | 0.00 | 0.00 | 478.00 |
| 10E010 | 2320 | 1100 | 00 | 000000 | Superintendent Salary | 144,786.00 | 14,098.46 | 144,785.45 | 0.00 | 0.55 |
| 10E010 | 2320 | 1110 | 00 | 000000 | Supt Secretary Salary | 50,918.00 | 4,702.09 | 50,917.73 | 0.00 | 0.27 |
| 10E--- | 2320 | 1--- | -- | ----- | 195,704.00 | 18,800.55 | 195,703.18 | 0.00 | 0.00 | 0.82 |

| Account Level | | | | 2022-23 | June 2022-23 | 2022-23 | 2022-23 | Encumbered | 2022-23 | |
|---------------|------|------|-----------|--------------------------------|--------------|------------------|---------------|----------------|---------|-----------------|
| FDTLOC | FUNC | OBJ | SJ | Description | Budget | Monthly Activity | FYTD Activity | Batch Activity | Amount | Available Funds |
| 10E010 | 2320 | 2110 | 00 000000 | Superintendent TRS | 17,151.00 | 1,587.98 | 17,150.15 | 0.00 | 0.00 | 0.85 |
| 10E010 | 2320 | 2130 | 00 000000 | | 0.00 | 0.00 | 0.00 | 0.00 | 0.00 | 0.00 |
| 10E010 | 2320 | 2200 | 00 000000 | Supt Office Ins Ben | 9,032.00 | 760.96 | 9,031.80 | 0.00 | 0.00 | 0.20 |
| 10E--- | 2320 | 2--- | -- ----- | | 26,183.00 | 2,348.94 | 26,181.95 | 0.00 | 0.00 | 1.05 |
| 10E010 | 2320 | 3140 | 00 000000 | District Consulting | 6,600.00 | 0.00 | 6,600.00 | 0.00 | 0.00 | 0.00 |
| 10E010 | 2320 | 3190 | 00 000000 | Supt Office Pur Serv | 2,963.00 | 45.00 | 2,962.92 | 0.00 | 0.00 | 0.08 |
| 10E010 | 2320 | 3230 | 00 000000 | Supt Office Repair/Maint | 0.00 | 0.00 | 0.00 | 0.00 | 0.00 | 0.00 |
| 10E010 | 2320 | 3240 | 00 000000 | Supt Office Copier Rep | 0.00 | 0.00 | 0.00 | 0.00 | 0.00 | 0.00 |
| 10E010 | 2320 | 3250 | 00 000000 | Supt Office Rental | 4,752.00 | 0.00 | 4,752.00 | 0.00 | 0.00 | 0.00 |
| 10E010 | 2320 | 3260 | 00 000000 | Supt Office Postage | 5,052.00 | 5,000.00 | 5,051.45 | 0.00 | 0.00 | 0.55 |
| 10E010 | 2320 | 3320 | 00 000000 | Supt Office Travel | 4,705.00 | 600.40 | 4,704.61 | 0.00 | 0.00 | 0.39 |
| 10E010 | 2320 | 3400 | 00 000000 | Supt Office Telephone | 0.00 | 0.00 | 0.00 | 0.00 | 0.00 | 0.00 |
| 10E--- | 2320 | 3--- | -- ----- | | 24,072.00 | 5,645.40 | 24,070.98 | 0.00 | 0.00 | 1.02 |
| 10E010 | 2320 | 4100 | 00 000000 | Supt Office Supplies | 2,485.00 | 381.00 | 2,526.65 | 0.00 | 0.00 | -41.65 |
| 10E010 | 2320 | 4240 | 00 000000 | Supt Office Copier Paper | 0.00 | 0.00 | 0.00 | 0.00 | 0.00 | 0.00 |
| 10E010 | 2320 | 4400 | 00 000000 | District Off Subscription Renw | 0.00 | 0.00 | 0.00 | 0.00 | 0.00 | 0.00 |
| 10E010 | 2320 | 4700 | 00 000000 | Supt Office Software | 0.00 | 0.00 | 0.00 | 0.00 | 0.00 | 0.00 |
| 10E--- | 2320 | 4--- | -- ----- | | 2,485.00 | 381.00 | 2,526.65 | 0.00 | 0.00 | -41.65 |
| 10E010 | 2320 | 5500 | 00 000000 | District Off Equipment | 2,000.00 | 0.00 | 0.00 | 0.00 | 0.00 | 2,000.00 |
| 10E--- | 2320 | 5--- | -- ----- | | 2,000.00 | 0.00 | 0.00 | 0.00 | 0.00 | 2,000.00 |
| 10E010 | 2320 | 6400 | 00 000000 | Supt Office Dues/Fees | 300.00 | 0.00 | 300.00 | 0.00 | 0.00 | 0.00 |
| 10E--- | 2320 | 6--- | -- ----- | | 300.00 | 0.00 | 300.00 | 0.00 | 0.00 | 0.00 |
| 10E010 | 2330 | 1100 | 00 000000 | Asst Supt/Cur Dir Sal | 123,261.00 | 11,454.26 | 123,260.42 | 0.00 | 0.00 | 0.58 |
| 10E070 | 2330 | 1100 | 00 000000 | 21st Century Grant Adm Sal | 0.00 | 0.00 | 0.00 | 0.00 | 0.00 | 0.00 |
| 10E100 | 2330 | 1100 | 00 100000 | Title I Admin Sal | 16,919.00 | 0.00 | 16,918.30 | 0.00 | 0.00 | 0.70 |
| 10E345 | 2330 | 1100 | 00 345000 | ARP McKin Vent Liaison Salary | 0.00 | 0.00 | 0.00 | 0.00 | 0.00 | 0.00 |
| 10E500 | 2330 | 1100 | 00 500000 | Title Admin Salary | 0.00 | 0.00 | 0.00 | 0.00 | 0.00 | 0.00 |
| 10E010 | 2330 | 1110 | 00 000000 | Asst Supt Sec Sal | 40,160.00 | 3,346.66 | 40,159.92 | 0.00 | 0.00 | 0.08 |
| 10E070 | 2330 | 1110 | 00 000000 | 21st Century Sec Sal | 0.00 | 0.00 | 0.00 | 0.00 | 0.00 | 0.00 |
| 10E100 | 2330 | 1110 | 00 100000 | Title I Admin Sec Sal | 0.00 | 0.00 | 0.00 | 0.00 | 0.00 | 0.00 |
| 10E110 | 2330 | 1110 | 00 110000 | PreK Admin Sec Sal | 20,518.00 | 1,806.00 | 20,517.68 | 0.00 | 0.00 | 0.32 |
| 10E470 | 2330 | 1110 | 00 470000 | 21st Century Sec Sal | 11,500.00 | 1,924.00 | 11,499.30 | 0.00 | 0.00 | 0.70 |
| 10E500 | 2330 | 1110 | 00 500000 | Title I Admin Sec Salary | 0.00 | 0.00 | 0.00 | 0.00 | 0.00 | 0.00 |
| 10E510 | 2330 | 1110 | 00 510000 | PreK Adm Sec Sal Prior | 0.00 | 0.00 | 0.00 | 0.00 | 0.00 | 0.00 |
| 10E--- | 2330 | 1--- | -- ----- | | 212,358.00 | 18,530.92 | 212,355.62 | 0.00 | 0.00 | 2.38 |
| 10E010 | 2330 | 2110 | 00 000000 | Asst Supt TRS | 15,010.00 | 1,290.14 | 15,009.78 | 0.00 | 0.00 | 0.22 |
| 10E070 | 2330 | 2110 | 00 000000 | 21st Century TRS | 0.00 | 0.00 | 0.00 | 0.00 | 0.00 | 0.00 |
| 10E100 | 2330 | 2110 | 00 100000 | Title I Admin TRS | 3,857.00 | 0.00 | 3,856.29 | 0.00 | 0.00 | 0.71 |
| 10E345 | 2330 | 2110 | 00 345000 | ARP McKinney Vent Liaison TRS | 0.00 | 0.00 | 0.00 | 0.00 | 0.00 | 0.00 |
| 10E470 | 2330 | 2110 | 00 470000 | 21st Century Adm TRS | 2,586.00 | 438.55 | 2,585.20 | 0.00 | 0.00 | 0.80 |

| Account Level | | | | 2022-23 | June 2022-23 | 2022-23 | 2022-23 | Encumbered | 2022-23 | |
|---------------|------|------|----|--------------------------------|--------------|------------------|---------------|----------------|---------|-----------------|
| FDTLOC | FUNC | OBJ | SJ | Description | Budget | Monthly Activity | FYTD Activity | Batch Activity | Amount | Available Funds |
| 10E500 | 2330 | 2110 | 00 | 500000 | | | | | | |
| | | | | Title I TRS | 0.00 | 0.00 | 0.00 | 0.00 | 0.00 | 0.00 |
| 10E010 | 2330 | 2130 | 00 | 000000 | 0.00 | 0.00 | 0.00 | 0.00 | 0.00 | 0.00 |
| 10E100 | 2330 | 2130 | 00 | 100000 | 0.00 | 0.00 | 0.00 | 0.00 | 0.00 | 0.00 |
| 10E470 | 2330 | 2130 | 00 | 470000 | 0.00 | 0.00 | 0.00 | 0.00 | 0.00 | 0.00 |
| 10E010 | 2330 | 2200 | 00 | 000000 | 8,832.00 | 760.96 | 8,831.80 | 0.00 | 0.00 | 0.20 |
| | | | | Asst Supt/CurDir/Sec Ben | | | | | | |
| 10E110 | 2330 | 2200 | 00 | 110000 | 8.00 | 0.68 | 7.90 | 0.00 | 0.00 | 0.10 |
| | | | | PreK Adm Sec Ben | | | | | | |
| 10E345 | 2330 | 2200 | 00 | 345000 | 0.00 | 0.00 | 0.00 | 0.00 | 0.00 | 0.00 |
| | | | | ARP McKin Vent Liaison Benefit | | | | | | |
| 10E500 | 2330 | 2200 | 00 | 500000 | 0.00 | 0.00 | 0.00 | 0.00 | 0.00 | 0.00 |
| 10E510 | 2330 | 2200 | 00 | 510000 | 0.00 | 0.00 | 0.00 | 0.00 | 0.00 | 0.00 |
| | | | | Pre K Sec Ins Ben | | | | | | |
| 10E--- | 2330 | 2--- | -- | ----- | 30,293.00 | 2,490.33 | 30,290.97 | 0.00 | 0.00 | 2.03 |
| 10E100 | 2330 | 3170 | 00 | 100000 | 0.00 | 0.00 | 0.00 | 0.00 | 0.00 | 0.00 |
| | | | | Title I Audit Fee | | | | | | |
| 10E500 | 2330 | 3170 | 00 | 500000 | 0.00 | 0.00 | 0.00 | 0.00 | 0.00 | 0.00 |
| | | | | Title I Audit Fee | | | | | | |
| 10E010 | 2330 | 3190 | 00 | 000000 | 3,163.00 | 0.00 | 3,163.00 | 0.00 | 0.00 | 0.00 |
| | | | | Asst Supt Purchase Serv | | | | | | |
| 10E470 | 2330 | 3190 | 00 | 470000 | 0.00 | 0.00 | 0.00 | 0.00 | 0.00 | 0.00 |
| | | | | 21st Century Adm Pur Serv | | | | | | |
| 10E010 | 2330 | 3320 | 00 | 000000 | 605.00 | 358.46 | 604.53 | 0.00 | 0.00 | 0.47 |
| | | | | Asst Supt Travel | | | | | | |
| 10E100 | 2330 | 3320 | 00 | 100000 | 0.00 | 0.00 | 0.00 | 0.00 | 0.00 | 0.00 |
| | | | | Title I Adm Travel | | | | | | |
| 10E500 | 2330 | 3320 | 00 | 500000 | 0.00 | 0.00 | 0.00 | 0.00 | 0.00 | 0.00 |
| | | | | Title I Adm Trav | | | | | | |
| 10E--- | 2330 | 3--- | -- | ----- | 3,768.00 | 358.46 | 3,767.53 | 0.00 | 0.00 | 0.47 |
| 10E070 | 2330 | 4100 | 00 | 000000 | 0.00 | 0.00 | 0.00 | 0.00 | 0.00 | 0.00 |
| | | | | 21st Century Admin Supplies | | | | | | |
| 10E100 | 2330 | 4100 | 00 | 100000 | 0.00 | 0.00 | 0.00 | 0.00 | 0.00 | 0.00 |
| | | | | Title I Adm Supplies | | | | | | |
| 10E110 | 2330 | 4100 | 00 | 110000 | 354.00 | 0.00 | 353.89 | 0.00 | 0.00 | 0.11 |
| | | | | Pre K Adm Supp | | | | | | |
| 10E470 | 2330 | 4100 | 00 | 470000 | 0.00 | 0.00 | 0.00 | 0.00 | 0.00 | 0.00 |
| | | | | 21st Century Adm Supp | | | | | | |
| 10E500 | 2330 | 4100 | 00 | 500000 | 0.00 | 0.00 | 0.00 | 0.00 | 0.00 | 0.00 |
| | | | | Title I Adm Supp | | | | | | |
| 10E510 | 2330 | 4100 | 00 | 510000 | 0.00 | 0.00 | 0.00 | 0.00 | 0.00 | 0.00 |
| | | | | Pre K Adm Supp | | | | | | |
| 10E--- | 2330 | 4--- | -- | ----- | 354.00 | 0.00 | 353.89 | 0.00 | 0.00 | 0.11 |
| 10E110 | 2330 | 5500 | 00 | 110000 | 0.00 | 0.00 | 0.00 | 0.00 | 0.00 | 0.00 |
| | | | | PRE K ADM EQUIPMENT | | | | | | |
| 10E510 | 2330 | 5500 | 00 | 510000 | 0.00 | 0.00 | 0.00 | 0.00 | 0.00 | 0.00 |
| | | | | Pre K Adm Equip | | | | | | |
| 10E--- | 2330 | 5--- | -- | ----- | 0.00 | 0.00 | 0.00 | 0.00 | 0.00 | 0.00 |
| 10E010 | 2330 | 6400 | 00 | 000000 | 530.00 | 0.00 | 530.00 | 0.00 | 0.00 | 0.00 |
| | | | | Asst Supt Dues/Fees | | | | | | |
| 10E--- | 2330 | 6--- | -- | ----- | 530.00 | 0.00 | 530.00 | 0.00 | 0.00 | 0.00 |
| 10E280 | 2331 | 1100 | 00 | 280000 | 130,860.00 | 11,158.04 | 130,859.54 | 0.00 | 0.00 | 0.46 |
| | | | | Sp Ed Dir Sal | | | | | | |
| 10E110 | 2331 | 1110 | 00 | 110000 | 7,740.00 | 774.00 | 7,740.00 | 0.00 | 0.00 | 0.00 |
| | | | | Admin PI Sec Sal | | | | | | |
| 10E280 | 2331 | 1110 | 00 | 280000 | 31,501.00 | 2,723.34 | 31,500.80 | 0.00 | 0.00 | 0.20 |
| | | | | Sp Ed Sec Sal | | | | | | |
| 10E510 | 2331 | 1110 | 00 | 510000 | 1,837.00 | 0.00 | 1,836.64 | 0.00 | 0.00 | 0.36 |
| | | | | 0-3 Pre K Adm Sec | | | | | | |
| 10E--- | 2331 | 1--- | -- | ----- | 171,938.00 | 14,655.38 | 171,936.98 | 0.00 | 0.00 | 1.02 |
| 10E280 | 2331 | 2110 | 00 | 280000 | 33,636.00 | 1,256.78 | 33,635.66 | 0.00 | 0.00 | 0.34 |
| | | | | Sp Needs Dir TRS | | | | | | |
| 10E280 | 2331 | 2130 | 00 | 280000 | 0.00 | 0.00 | 0.00 | 0.00 | 0.00 | 0.00 |
| | | | | | | | | | | |
| 10E110 | 2331 | 2200 | 00 | 110000 | 3.00 | 0.28 | 2.90 | 0.00 | 0.00 | 0.10 |
| | | | | Admin PI Sec Ben | | | | | | |
| 10E280 | 2331 | 2200 | 00 | 280000 | 21,561.00 | 1,520.96 | 21,560.42 | 0.00 | 0.00 | 0.58 |
| | | | | Sp Ed Ins Ben | | | | | | |
| 10E510 | 2331 | 2200 | 00 | 510000 | 1.00 | 0.00 | 1.00 | 0.00 | 0.00 | 0.00 |
| | | | | Admin PI Sec Ben | | | | | | |

| Account Level | | | | 2022-23 | June 2022-23 | 2022-23 | 2022-23 | Encumbered | 2022-23 | |
|---------------|------|------|----|-------------|--------------|------------------|---------------|----------------|---------|-----------------|
| FDTLOC | FUNC | OBJ | SJ | Description | Budget | Monthly Activity | FYTD Activity | Batch Activity | Amount | Available Funds |
| 10E--- | 2331 | 2--- | -- | ----- | 55,201.00 | 2,778.02 | 55,199.98 | 0.00 | 0.00 | 1.02 |
| 10E110 | 2331 | 3190 | 00 | 110000 | 2,000.00 | 0.00 | 2,000.00 | 0.00 | 0.00 | 0.00 |
| 10E510 | 2331 | 3190 | 00 | 510000 | 0.00 | 0.00 | 0.00 | 0.00 | 0.00 | 0.00 |
| 10E920 | 2331 | 3190 | 00 | 920000 | 13,500.00 | 0.00 | 13,449.52 | 0.00 | 0.00 | 50.48 |
| 10E920 | 2331 | 3230 | 00 | 920000 | 0.00 | 0.00 | 0.00 | 0.00 | 0.00 | 0.00 |
| 10E920 | 2331 | 3240 | 00 | 920000 | 0.00 | 0.00 | 0.00 | 0.00 | 0.00 | 0.00 |
| 10E920 | 2331 | 3260 | 00 | 920000 | 2,500.00 | 2,500.00 | 2,500.00 | 0.00 | 0.00 | 0.00 |
| 10E920 | 2331 | 3320 | 00 | 920000 | 647.00 | 0.00 | 646.42 | 0.00 | 0.00 | 0.58 |
| 10E920 | 2331 | 3400 | 00 | 920000 | 0.00 | 0.00 | 0.00 | 0.00 | 0.00 | 0.00 |
| 10E--- | 2331 | 3--- | -- | ----- | 18,647.00 | 2,500.00 | 18,595.94 | 0.00 | 0.00 | 51.06 |
| 10E110 | 2331 | 4100 | 00 | 110000 | 417.00 | 0.00 | 416.38 | 0.00 | 0.00 | 0.62 |
| 10E510 | 2331 | 4100 | 00 | 510000 | 0.00 | 0.00 | 0.00 | 0.00 | 0.00 | 0.00 |
| 10E920 | 2331 | 4100 | 00 | 920000 | 1,973.00 | 0.00 | 1,631.71 | 0.00 | 0.00 | 341.29 |
| 10E920 | 2331 | 4130 | 00 | 920000 | 0.00 | 0.00 | 0.00 | 0.00 | 0.00 | 0.00 |
| 10E920 | 2331 | 4240 | 00 | 920000 | 0.00 | 0.00 | 0.00 | 0.00 | 0.00 | 0.00 |
| 10E920 | 2331 | 4700 | 00 | 920000 | 0.00 | 0.00 | 0.00 | 0.00 | 0.00 | 0.00 |
| 10E--- | 2331 | 4--- | -- | ----- | 2,390.00 | 0.00 | 2,048.09 | 0.00 | 0.00 | 341.91 |
| 10E920 | 2331 | 5400 | 00 | 920000 | 0.00 | 0.00 | 0.00 | 0.00 | 0.00 | 0.00 |
| 10E920 | 2331 | 5500 | 00 | 920000 | 0.00 | 0.00 | 0.00 | 0.00 | 0.00 | 0.00 |
| 10E--- | 2331 | 5--- | -- | ----- | 0.00 | 0.00 | 0.00 | 0.00 | 0.00 | 0.00 |
| 10E920 | 2331 | 6400 | 00 | 920000 | 300.00 | 0.00 | 0.00 | 0.00 | 0.00 | 300.00 |
| 10E--- | 2331 | 6--- | -- | ----- | 300.00 | 0.00 | 0.00 | 0.00 | 0.00 | 300.00 |
| 10E320 | 2333 | 1100 | 00 | 320000 | 0.00 | 0.00 | 0.00 | 0.00 | 0.00 | 0.00 |
| 10E--- | 2333 | 1--- | -- | ----- | 0.00 | 0.00 | 0.00 | 0.00 | 0.00 | 0.00 |
| 10E320 | 2333 | 2110 | 00 | 320000 | 0.00 | 0.00 | 0.00 | 0.00 | 0.00 | 0.00 |
| 10E320 | 2333 | 2200 | 00 | 320000 | 0.00 | 0.00 | 0.00 | 0.00 | 0.00 | 0.00 |
| 10E--- | 2333 | 2--- | -- | ----- | 0.00 | 0.00 | 0.00 | 0.00 | 0.00 | 0.00 |
| 10E--- | 23-- | ---- | -- | ----- | 867,378.00 | 78,443.79 | 863,435.38 | 0.00 | 0.00 | 3,942.62 |
| 10E015 | 2410 | 1100 | 00 | 000000 | 0.00 | 0.00 | 0.00 | 0.00 | 0.00 | 0.00 |
| 10E020 | 2410 | 1100 | 00 | 000000 | 285,000.00 | 9,839.68 | 267,100.28 | 0.00 | 0.00 | 17,899.72 |
| 10E030 | 2410 | 1100 | 00 | 000000 | 0.00 | 0.00 | 0.00 | 0.00 | 0.00 | 0.00 |
| 10E040 | 2410 | 1100 | 00 | 000000 | 175,000.00 | 13,833.32 | 172,360.28 | 0.00 | 0.00 | 2,639.72 |
| 10E050 | 2410 | 1100 | 00 | 000000 | 160,000.00 | 14,000.00 | 158,613.62 | 0.00 | 0.00 | 1,386.38 |
| 10E020 | 2410 | 1110 | 00 | 000000 | 110,000.00 | 8,402.66 | 105,401.62 | 0.00 | 0.00 | 4,598.38 |
| 10E030 | 2410 | 1110 | 00 | 000000 | 0.00 | 0.00 | 0.00 | 0.00 | 0.00 | 0.00 |
| 10E040 | 2410 | 1110 | 00 | 000000 | 55,000.00 | 4,575.84 | 54,237.16 | 0.00 | 0.00 | 762.84 |
| 10E050 | 2410 | 1110 | 00 | 000000 | 120,000.00 | 10,037.50 | 118,551.51 | 0.00 | 0.00 | 1,448.49 |
| 10E020 | 2410 | 1200 | 00 | 000000 | 0.00 | 0.00 | 0.00 | 0.00 | 0.00 | 0.00 |
| 10E050 | 2410 | 1200 | 00 | 000000 | 0.00 | 0.00 | 0.00 | 0.00 | 0.00 | 0.00 |
| 10E020 | 2410 | 1210 | 00 | 000000 | 2,000.00 | 0.00 | 1,605.00 | 0.00 | 0.00 | 395.00 |

| Account Level | | | | 2022-23 | June 2022-23 | 2022-23 | 2022-23 | Encumbered | 2022-23 | |
|---------------|------|------|-----------|------------------------------|--------------|------------------|---------------|----------------|---------|-----------------|
| FDTLOC | FUNC | OBJ | SJ | Description | Budget | Monthly Activity | FYTD Activity | Batch Activity | Amount | Available Funds |
| 10E040 | 2410 | 1210 | 00 000000 | RCMS Sub Secretary Sal | 0.00 | 0.00 | 0.00 | 0.00 | 0.00 | 0.00 |
| 10E050 | 2410 | 1210 | 00 000000 | RCHS Principal Sub Sec Sal | 800.00 | 0.00 | 2,940.00 | 0.00 | 0.00 | -2,140.00 |
| 10E--- | 2410 | 1--- | -- ----- | | 907,800.00 | 60,689.00 | 880,809.47 | 0.00 | 0.00 | 26,990.53 |
| 10E015 | 2410 | 2110 | 00 000000 | ELC Principal TRS | 0.00 | 0.00 | 0.00 | 0.00 | 0.00 | 0.00 |
| 10E020 | 2410 | 2110 | 00 000000 | RCES Prin TRS | 34,000.00 | 2,797.83 | 33,463.93 | 0.00 | 0.00 | 536.07 |
| 10E040 | 2410 | 2110 | 00 000000 | RCMS Principal TRS | 20,000.00 | 1,558.10 | 19,413.64 | 0.00 | 0.00 | 586.36 |
| 10E050 | 2410 | 2110 | 00 000000 | RCHS Principal TRS | 18,000.00 | 1,576.86 | 17,865.12 | 0.00 | 0.00 | 134.88 |
| 10E020 | 2410 | 2130 | 00 000000 | | 0.00 | 0.00 | 0.00 | 0.00 | 0.00 | 0.00 |
| 10E040 | 2410 | 2130 | 00 000000 | | 0.00 | 0.00 | 0.00 | 0.00 | 0.00 | 0.00 |
| 10E050 | 2410 | 2130 | 00 000000 | | 0.00 | 0.00 | 0.00 | 0.00 | 0.00 | 0.00 |
| 10E015 | 2410 | 2200 | 00 000000 | ELC Principal Ins Benefit | 0.00 | 0.00 | 0.00 | 0.00 | 0.00 | 0.00 |
| 10E020 | 2410 | 2200 | 00 000000 | RCES Prin Ins Benefit | 37,000.00 | 2,282.88 | 36,524.98 | 0.00 | 0.00 | 475.02 |
| 10E030 | 2410 | 2200 | 00 000000 | WRES Prins Benefits | 0.00 | 0.00 | 0.00 | 0.00 | 0.00 | 0.00 |
| 10E040 | 2410 | 2200 | 00 000000 | RCMS Principal Ins Ben | 18,400.00 | 1,521.92 | 17,863.60 | 0.00 | 0.00 | 536.40 |
| 10E050 | 2410 | 2200 | 00 000000 | RCHS Principal Ins Ben | 22,000.00 | 1,523.84 | 21,564.11 | 0.00 | 0.00 | 435.89 |
| 10E--- | 2410 | 2--- | -- ----- | | 149,400.00 | 11,261.43 | 146,695.38 | 0.00 | 0.00 | 2,704.62 |
| 10E015 | 2410 | 3190 | 00 000000 | ELC Principal Purch Services | 0.00 | 0.00 | 0.00 | 0.00 | 0.00 | 0.00 |
| 10E020 | 2410 | 3190 | 00 000000 | RCES Prin Off Pur Serv | 11,000.00 | 24.95 | 10,630.76 | 0.00 | 0.00 | 369.24 |
| 10E030 | 2410 | 3190 | 00 000000 | WRES Purchase Services | 0.00 | 0.00 | 0.00 | 0.00 | 0.00 | 0.00 |
| 10E040 | 2410 | 3190 | 00 000000 | RCMS Principal Purchase Serv | 10,000.00 | 0.00 | 9,981.13 | 0.00 | 0.00 | 18.87 |
| 10E050 | 2410 | 3190 | 00 000000 | RCHS Principal Purchase Serv | 10,000.00 | 2,235.42 | 12,437.03 | 0.00 | 0.00 | -2,437.03 |
| 10E020 | 2410 | 3230 | 00 000000 | RCES Prin Off Rep/Maint | 1,500.00 | 0.00 | 0.00 | 0.00 | 0.00 | 1,500.00 |
| 10E030 | 2410 | 3230 | 00 000000 | WRES Principal Repair | 0.00 | 0.00 | 0.00 | 0.00 | 0.00 | 0.00 |
| 10E040 | 2410 | 3230 | 00 000000 | RCMS Principal Rep/Maint | 0.00 | 0.00 | 0.00 | 0.00 | 0.00 | 0.00 |
| 10E050 | 2410 | 3230 | 00 000000 | RCHS Principal Rep/Maint | 0.00 | 0.00 | 0.00 | 0.00 | 0.00 | 0.00 |
| 10E020 | 2410 | 3240 | 00 000000 | RCES Prin Copier Repair | 0.00 | 0.00 | 0.00 | 0.00 | 0.00 | 0.00 |
| 10E040 | 2410 | 3240 | 00 000000 | RCMS Principal Copier Repair | 450.00 | 0.00 | 418.00 | 0.00 | 0.00 | 32.00 |
| 10E050 | 2410 | 3240 | 00 000000 | RCHS Principal Copier Repair | 0.00 | 0.00 | 0.00 | 0.00 | 0.00 | 0.00 |
| 10E015 | 2410 | 3320 | 00 000000 | ELC Principal Travel | 0.00 | 0.00 | 0.00 | 0.00 | 0.00 | 0.00 |
| 10E020 | 2410 | 3320 | 00 000000 | RCES Prin Off Travel | 1,500.00 | 0.00 | 337.38 | 0.00 | 0.00 | 1,162.62 |
| 10E030 | 2410 | 3320 | 00 000000 | WRES Principal Travel | 0.00 | 0.00 | 0.00 | 0.00 | 0.00 | 0.00 |
| 10E040 | 2410 | 3320 | 00 000000 | RCMS Principal Travel | 1,000.00 | 28.75 | 200.80 | 0.00 | 0.00 | 799.20 |
| 10E050 | 2410 | 3320 | 00 000000 | RCHS Principal Travel | 1,500.00 | 359.48 | 1,849.91 | -800.00 | 0.00 | 450.09 |
| 10E020 | 2410 | 3400 | 00 000000 | RCES Prin Off Telephone | 0.00 | 0.00 | 0.00 | 0.00 | 0.00 | 0.00 |
| 10E030 | 2410 | 3400 | 00 000000 | WRES Telephone | 0.00 | 0.00 | 0.00 | 0.00 | 0.00 | 0.00 |
| 10E040 | 2410 | 3400 | 00 000000 | RCMS Principal Telephone | 0.00 | 0.00 | 0.00 | 0.00 | 0.00 | 0.00 |
| 10E050 | 2410 | 3400 | 00 000000 | RCHS Principal Telephone | 0.00 | 0.00 | 0.00 | 0.00 | 0.00 | 0.00 |
| 10E020 | 2410 | 3600 | 00 000000 | RCES Printing | 2,000.00 | 190.80 | 1,281.96 | 0.00 | 0.00 | 718.04 |
| 10E040 | 2410 | 3600 | 00 000000 | RCMS Printing | 1,400.00 | 0.00 | 837.82 | 0.00 | 0.00 | 562.18 |
| 10E050 | 2410 | 3600 | 00 000000 | RCHS Printing | 3,000.00 | 0.00 | 345.61 | 0.00 | 0.00 | 2,654.39 |

| Account Level | | | | 2022-23 | June 2022-23 | 2022-23 | 2022-23 | Encumbered | 2022-23 | |
|---------------|------|------|----|-------------|-------------------------------|------------------|---------------|----------------|-----------|-----------------|
| FDTLOC | FUNC | OBJ | SJ | Description | Budget | Monthly Activity | FYTD Activity | Batch Activity | Amount | Available Funds |
| 10E--- | 2410 | 3--- | -- | ----- | 43,350.00 | 2,839.40 | 38,320.40 | -800.00 | 0.00 | 5,829.60 |
| 10E015 | 2410 | 4100 | 00 | 000000 | ELC Principal Office Supplies | 0.00 | 0.00 | 0.00 | 0.00 | 0.00 |
| 10E020 | 2410 | 4100 | 00 | 000000 | RCES Prin Off Supplies | 10,500.00 | 4,057.34 | 11,380.99 | -1,000.00 | 119.01 |
| 10E030 | 2410 | 4100 | 00 | 000000 | WRES Principal Supplies | 0.00 | 0.00 | 0.00 | 0.00 | 0.00 |
| 10E040 | 2410 | 4100 | 00 | 000000 | RCMS Principal Supplies | 3,500.00 | 36.39 | 3,403.26 | 0.00 | 96.74 |
| 10E050 | 2410 | 4100 | 00 | 000000 | RCHS Principal Supplies | 13,400.00 | 694.14 | 12,825.00 | 0.00 | 575.00 |
| 10E015 | 2410 | 4240 | 00 | 000000 | ELC Principal Copier/Toner | 0.00 | 0.00 | 0.00 | 0.00 | 0.00 |
| 10E020 | 2410 | 4240 | 00 | 000000 | RCES Copier Toner | 0.00 | 0.00 | 0.00 | 0.00 | 0.00 |
| 10E050 | 2410 | 4240 | 00 | 000000 | RCHS Principal Copier Toner | 2,000.00 | 1,243.20 | 1,618.05 | 0.00 | 381.95 |
| 10E020 | 2410 | 4250 | 00 | 000000 | RCES Copier Parts | 0.00 | 0.00 | 0.00 | 0.00 | 0.00 |
| 10E050 | 2410 | 4400 | 00 | 000000 | RCHS Principal Subscriptions | 0.00 | 0.00 | 0.00 | 0.00 | 0.00 |
| 10E015 | 2410 | 4700 | 00 | 000000 | ELC Principal Office Software | 0.00 | 0.00 | 0.00 | 0.00 | 0.00 |
| 10E020 | 2410 | 4700 | 00 | 000000 | RCES Prin Off Software | 0.00 | 0.00 | 0.00 | 0.00 | 0.00 |
| 10E040 | 2410 | 4700 | 00 | 000000 | RCMS Principapl Software | 0.00 | 0.00 | 0.00 | 0.00 | 0.00 |
| 10E050 | 2410 | 4700 | 00 | 000000 | RCHS Principal Software | 0.00 | 0.00 | 0.00 | 0.00 | 0.00 |
| 10E--- | 2410 | 4--- | -- | ----- | 29,400.00 | 6,031.07 | 29,227.30 | -1,000.00 | 0.00 | 1,172.70 |
| 10E015 | 2410 | 5500 | 00 | 000000 | ELC Principal Equipment | 0.00 | 0.00 | 0.00 | 0.00 | 0.00 |
| 10E020 | 2410 | 5500 | 00 | 000000 | RCES Principal Equip | 3,300.00 | 1,275.00 | 3,016.64 | 0.00 | 283.36 |
| 10E040 | 2410 | 5500 | 00 | 000000 | RCMS Principal Equip | 0.00 | 0.00 | 0.00 | 0.00 | 0.00 |
| 10E050 | 2410 | 5500 | 00 | 000000 | RCHS Principal Equip | 2,500.00 | 0.00 | 1,422.05 | 800.00 | 277.95 |
| 10E--- | 2410 | 5--- | -- | ----- | 5,800.00 | 1,275.00 | 4,438.69 | 800.00 | 0.00 | 561.31 |
| 10E015 | 2410 | 6400 | 00 | 000000 | ELC Principal Dues/Fees | 0.00 | 0.00 | 0.00 | 0.00 | 0.00 |
| 10E020 | 2410 | 6400 | 00 | 000000 | RCES Prin Dues/Fees | 2,500.00 | 688.00 | 2,696.00 | 0.00 | -196.00 |
| 10E030 | 2410 | 6400 | 00 | 000000 | WRES Dues & Fees | 0.00 | 0.00 | 0.00 | 0.00 | 0.00 |
| 10E040 | 2410 | 6400 | 00 | 000000 | RCMS Principal Dues/Fees | 1,700.00 | 333.17 | 1,337.17 | 0.00 | 362.83 |
| 10E050 | 2410 | 6400 | 00 | 000000 | RCHS Principal Dues/Fees | 1,600.00 | 838.00 | 1,739.50 | 0.00 | -139.50 |
| 10E--- | 2410 | 6--- | -- | ----- | 5,800.00 | 1,859.17 | 5,772.67 | 0.00 | 0.00 | 27.33 |
| 10E010 | 2490 | 1100 | 00 | 000000 | Program Supervisor Sal | 0.00 | 0.00 | 0.00 | 0.00 | 0.00 |
| 10E020 | 2490 | 1100 | 00 | 000000 | RCES Team Leader Salary | 0.00 | -10,983.42 | 0.00 | 0.00 | 0.00 |
| 10E040 | 2490 | 1100 | 00 | 000000 | RCMS Team Leader Salary | 0.00 | -7,413.84 | 0.00 | 0.00 | 0.00 |
| 10E050 | 2490 | 1100 | 00 | 000000 | RCHS Dept Head Salary | 0.00 | -14,153.76 | 0.00 | 0.00 | 0.00 |
| 10E--- | 2490 | 1--- | -- | ----- | 0.00 | -32,551.02 | 0.00 | 0.00 | 0.00 | 0.00 |
| 10E010 | 2490 | 2110 | 00 | 000000 | Program Suprvr TRS | 0.00 | 0.00 | 0.00 | 0.00 | 0.00 |
| 10E020 | 2490 | 2110 | 00 | 000000 | RCES Team Leader TRS | 0.00 | -1,236.57 | 0.00 | 0.00 | 0.00 |
| 10E040 | 2490 | 2110 | 00 | 000000 | RCMS Team Leader TRS | 0.00 | -834.81 | 0.00 | 0.00 | 0.00 |
| 10E050 | 2490 | 2110 | 00 | 000000 | RCHS Dept Head TRS | 0.00 | -1,593.32 | 0.00 | 0.00 | 0.00 |
| 10E010 | 2490 | 2200 | 00 | 000000 | Program Suprvr Ins Ben | 0.00 | 0.00 | 0.00 | 0.00 | 0.00 |
| 10E--- | 2490 | 2--- | -- | ----- | 0.00 | -3,664.70 | 0.00 | 0.00 | 0.00 | 0.00 |
| 10E010 | 2490 | 3190 | 00 | 000000 | Purchase Service | 0.00 | 0.00 | 0.00 | 0.00 | 0.00 |
| 10E010 | 2490 | 3320 | 00 | 000000 | Travel | 0.00 | 0.00 | 0.00 | 0.00 | 0.00 |

143

| Account Level | | | | 2022-23 | June 2022-23 | 2022-23 | 2022-23 | Encumbered | 2022-23 | |
|---------------|------|------|----|-------------|--------------------------------|------------------|---------------|----------------|---------|-----------------|
| FDTLOC | FUNC | OBJ | SJ | Description | Budget | Monthly Activity | FYTD Activity | Batch Activity | Amount | Available Funds |
| 10E--- | 2490 | 3--- | -- | ----- | 0.00 | 0.00 | 0.00 | 0.00 | 0.00 | 0.00 |
| 10E010 | 2490 | 6400 | 00 | 000000 | Program Supervisor Dues/ Fees | 0.00 | 0.00 | 0.00 | 0.00 | 0.00 |
| 10E--- | 2490 | 6--- | -- | ----- | 0.00 | 0.00 | 0.00 | 0.00 | 0.00 | 0.00 |
| 10E--- | 24-- | ---- | -- | ----- | 1,141,550.00 | 47,739.35 | 1,105,263.91 | -1,000.00 | 0.00 | 37,286.09 |
| 10E010 | 2520 | 1110 | 00 | 000000 | Fiscal Service Salaries | 115,000.00 | 8,032.00 | 112,179.00 | 0.00 | 2,821.00 |
| 10E--- | 2520 | 1--- | -- | ----- | 115,000.00 | 8,032.00 | 112,179.00 | 0.00 | 0.00 | 2,821.00 |
| 10E010 | 2520 | 2110 | 00 | 000000 | | 0.00 | 0.00 | 0.00 | 0.00 | 0.00 |
| 10E010 | 2520 | 2130 | 00 | 000000 | | 0.00 | 0.00 | 0.00 | 0.00 | 0.00 |
| 10E010 | 2520 | 2200 | 00 | 000000 | Fiscal Service Ins Ben | 9,200.00 | 960.96 | 9,031.80 | 0.00 | 168.20 |
| 10E--- | 2520 | 2--- | -- | ----- | 9,200.00 | 960.96 | 9,031.80 | 0.00 | 0.00 | 168.20 |
| 10E010 | 2520 | 3100 | 00 | 000000 | Medicaid Fee | 0.00 | 0.00 | 0.00 | 0.00 | 0.00 |
| 10E010 | 2520 | 3190 | 00 | 000000 | Fiscal Service Pur Serv | 35,000.00 | 215.49 | 33,950.34 | 0.00 | 1,049.66 |
| 10E010 | 2520 | 3230 | 00 | 000000 | Fiscal Sevice Repair/Maint | 100.00 | 0.00 | 38.00 | 0.00 | 62.00 |
| 10E010 | 2520 | 3320 | 00 | 000000 | Fiscal Service Travel | 1,000.00 | 0.00 | 1,715.58 | 0.00 | -715.58 |
| 10E--- | 2520 | 3--- | -- | ----- | 36,100.00 | 215.49 | 35,703.92 | 0.00 | 0.00 | 396.08 |
| 10E010 | 2520 | 4100 | 00 | 000000 | Fiscal Service Supplies | 4,000.00 | 75.40 | 3,097.62 | 0.00 | 902.38 |
| 10E010 | 2520 | 4700 | 00 | 000000 | Fiscal Service Software | 0.00 | 0.00 | 0.00 | 0.00 | 0.00 |
| 10E--- | 2520 | 4--- | -- | ----- | 4,000.00 | 75.40 | 3,097.62 | 0.00 | 0.00 | 902.38 |
| 10E010 | 2520 | 5500 | 00 | 000000 | Fiscal Service Equipment | 0.00 | 0.00 | 0.00 | 0.00 | 0.00 |
| 10E--- | 2520 | 5--- | -- | ----- | 0.00 | 0.00 | 0.00 | 0.00 | 0.00 | 0.00 |
| 10E010 | 2521 | 3190 | 00 | 000000 | Coop Wrhs Rental | 0.00 | 0.00 | 0.00 | 0.00 | 0.00 |
| 10E--- | 2521 | 3--- | -- | ----- | 0.00 | 0.00 | 0.00 | 0.00 | 0.00 | 0.00 |
| 10E010 | 2521 | 4100 | 00 | 000000 | District Co-op Supplies | 1,000.00 | 0.00 | 0.00 | 0.00 | 1,000.00 |
| 10E020 | 2521 | 4100 | 00 | 000000 | RCES Co-op Supplies | 20,300.00 | 0.00 | 20,208.49 | 0.00 | 91.51 |
| 10E040 | 2521 | 4100 | 00 | 000000 | RCMS Co-op Supplies | 5,000.00 | 0.00 | 1,824.20 | 0.00 | 3,175.80 |
| 10E050 | 2521 | 4100 | 00 | 000000 | RCHS Co-op Supplies | 4,000.00 | 0.00 | 3,868.25 | 0.00 | 131.75 |
| 10E080 | 2521 | 4100 | 00 | 000000 | Trans Co-op Supplies | 500.00 | 0.00 | 0.00 | 0.00 | 500.00 |
| 10E420 | 2521 | 4100 | 00 | 420000 | Food Service Co-op Supplies | 0.00 | 0.00 | 0.00 | 0.00 | 0.00 |
| 10E--- | 2521 | 4--- | -- | ----- | 30,800.00 | 0.00 | 25,900.94 | 0.00 | 0.00 | 4,899.06 |
| 10E342 | 2530 | 3190 | 00 | 000000 | ESSER II Construction Services | 0.00 | 0.00 | 0.00 | 0.00 | 0.00 |
| 10E343 | 2530 | 3190 | 00 | 000000 | ESSER III CONSTRUCTION SERVICE | 0.00 | 0.00 | 0.00 | 0.00 | 0.00 |
| 10E--- | 2530 | 3--- | -- | ----- | 0.00 | 0.00 | 0.00 | 0.00 | 0.00 | 0.00 |
| 10E015 | 2540 | 1110 | 00 | 000000 | ELC Custodian Salary | 0.00 | 0.00 | 0.00 | 0.00 | 0.00 |
| 10E020 | 2540 | 1110 | 00 | 000000 | RCES Cust Sal | 225,000.00 | 20,954.34 | 225,079.07 | 0.00 | -79.07 |
| 10E030 | 2540 | 1110 | 00 | 000000 | WRCS Cust Salary | 0.00 | 0.00 | 0.00 | 0.00 | 0.00 |
| 10E040 | 2540 | 1110 | 00 | 000000 | RCMS Custodial Salary | 170,000.00 | 15,185.01 | 169,342.40 | 0.00 | 657.60 |
| 10E050 | 2540 | 1110 | 00 | 000000 | RCHS Custodial Salary | 210,000.00 | -25,554.75 | 162,353.83 | 0.00 | 47,646.17 |
| 10E020 | 2540 | 1200 | 00 | 000000 | RCES Cust Sub Sal | 0.00 | 0.00 | 0.00 | 0.00 | 0.00 |
| 10E040 | 2540 | 1200 | 00 | 000000 | RCMS Custodial Sub Sal | 0.00 | 0.00 | 0.00 | 0.00 | 0.00 |
| 10E050 | 2540 | 1200 | 00 | 000000 | RCHS Custodial Sub Sal | 0.00 | 0.00 | 0.00 | 0.00 | 0.00 |

| Account Level | | | | 2022-23 | June 2022-23 | 2022-23 | 2022-23 | Encumbered | 2022-23 | |
|---------------|------|------|-----------|--------------------------------|--------------|------------------|---------------|----------------|---------|-----------------|
| FDTLOC | FUNC | OBJ | SJ | Description | Budget | Monthly Activity | FYTD Activity | Batch Activity | Amount | Available Funds |
| 10E015 | 2540 | 1210 | 00 000000 | ELC Sub Custodian Salary | 0.00 | 0.00 | 0.00 | 0.00 | 0.00 | 0.00 |
| 10E020 | 2540 | 1210 | 00 000000 | RCES Cust Sub Sal | 4,000.00 | 0.00 | 1,014.99 | 0.00 | 0.00 | 2,985.01 |
| 10E030 | 2540 | 1210 | 00 000000 | WRES Sub Cust Sal | 0.00 | 0.00 | 0.00 | 0.00 | 0.00 | 0.00 |
| 10E040 | 2540 | 1210 | 00 000000 | RCMS Custodial Sub Sal | 4,500.00 | 18.00 | 4,489.50 | 0.00 | 0.00 | 10.50 |
| 10E050 | 2540 | 1210 | 00 000000 | RCHS Custodial Sub Salary | 7,500.00 | 1,020.00 | 6,247.50 | 0.00 | 0.00 | 1,252.50 |
| 10E--- | 2540 | 1--- | -- ----- | | 621,000.00 | 11,622.60 | 568,527.29 | 0.00 | 0.00 | 52,472.71 |
| 10E050 | 2540 | 2110 | 00 000000 | RCHS Custodial Benefits | 0.00 | 0.00 | 0.00 | 0.00 | 0.00 | 0.00 |
| 10E020 | 2540 | 2130 | 00 000000 | | 0.00 | 0.00 | 0.00 | 0.00 | 0.00 | 0.00 |
| 10E040 | 2540 | 2130 | 00 000000 | | 0.00 | 0.00 | 0.00 | 0.00 | 0.00 | 0.00 |
| 10E050 | 2540 | 2130 | 00 000000 | | 0.00 | 0.00 | 0.00 | 0.00 | 0.00 | 0.00 |
| 10E015 | 2540 | 2200 | 00 000000 | ELC Custodian Ins Benefit | 0.00 | 0.00 | 0.00 | 0.00 | 0.00 | 0.00 |
| 10E020 | 2540 | 2200 | 00 000000 | RCES Cust Ins Benefit | 27,000.00 | 2,281.92 | 25,265.60 | 0.00 | 0.00 | 1,734.40 |
| 10E030 | 2540 | 2200 | 00 000000 | WRES Cust Ins Ben | 0.00 | 0.00 | 0.00 | 0.00 | 0.00 | 0.00 |
| 10E040 | 2540 | 2200 | 00 000000 | RCMS Custodial Ins Ben | 34,000.00 | 2,280.00 | 33,628.77 | 0.00 | 0.00 | 371.23 |
| 10E050 | 2540 | 2200 | 00 000000 | RCHS Custodial Ins Ben | 53,000.00 | 4,181.44 | 52,123.51 | 0.00 | 0.00 | 876.49 |
| 10E--- | 2540 | 2--- | -- ----- | | 114,000.00 | 8,743.36 | 111,017.88 | 0.00 | 0.00 | 2,982.12 |
| 10E110 | 2540 | 3190 | 00 110000 | Pre K Playground Pur Serv | 0.00 | 0.00 | 0.00 | 0.00 | 0.00 | 0.00 |
| 10E342 | 2540 | 3190 | 00 000000 | ESSER II Building Purch Serv | 0.00 | 0.00 | 0.00 | 0.00 | 0.00 | 0.00 |
| 10E510 | 2540 | 3190 | 00 510000 | Pre K Playground Purch Serv | 0.00 | 0.00 | 0.00 | 0.00 | 0.00 | 0.00 |
| 10E050 | 2540 | 3200 | 00 000000 | RCHS Prop Serv - Rental Repair | 0.00 | 0.00 | 0.00 | 0.00 | 0.00 | 0.00 |
| 10E--- | 2540 | 3--- | -- ----- | | 0.00 | 0.00 | 0.00 | 0.00 | 0.00 | 0.00 |
| 10E015 | 2540 | 4100 | 00 000000 | ELC Playground Supplies | 20,000.00 | 0.00 | 0.00 | 0.00 | 0.00 | 20,000.00 |
| 10E110 | 2540 | 4100 | 00 110000 | Pre K Playground Supp | 4,000.00 | 0.00 | 0.00 | 0.00 | 0.00 | 4,000.00 |
| 10E220 | 2540 | 4100 | 00 220000 | FEMA GRANT OPER&MAINT SUPPLIES | 0.00 | 0.00 | 0.00 | 0.00 | 0.00 | 0.00 |
| 10E340 | 2540 | 4100 | 00 340000 | ESSER Bldg Supplies | 0.00 | 0.00 | 0.00 | 0.00 | 0.00 | 0.00 |
| 10E342 | 2540 | 4100 | 00 000000 | ESSER II Building Supplies | 1,000.00 | 0.00 | 657.46 | 0.00 | 0.00 | 342.54 |
| 10E510 | 2540 | 4100 | 00 510000 | Pre K playground supp | 0.00 | 0.00 | 0.00 | 0.00 | 0.00 | 0.00 |
| 10E010 | 2540 | 4650 | 00 000000 | Admin Natural Gas | 0.00 | 0.00 | 0.00 | 0.00 | 0.00 | 0.00 |
| 10E015 | 2540 | 4650 | 00 000000 | ELC Natural Gas | 0.00 | 0.00 | 0.00 | 0.00 | 0.00 | 0.00 |
| 10E020 | 2540 | 4650 | 00 000000 | RCES Natural Gas | 44,000.00 | 858.03 | 41,788.28 | 0.00 | 0.00 | 2,211.72 |
| 10E030 | 2540 | 4650 | 00 000000 | WRES Natural Gas | 0.00 | 0.00 | 0.00 | 0.00 | 0.00 | 0.00 |
| 10E040 | 2540 | 4650 | 00 000000 | RCMS Natural Gas | 10,000.00 | 164.30 | 7,721.34 | 0.00 | 0.00 | 2,278.66 |
| 10E050 | 2540 | 4650 | 00 000000 | RCHS Natural Gas | 45,000.00 | 956.41 | 38,158.34 | 0.00 | 0.00 | 6,841.66 |
| 10E015 | 2540 | 4660 | 00 000000 | ELC Electric | 0.00 | 0.00 | 0.00 | 0.00 | 0.00 | 0.00 |
| 10E020 | 2540 | 4660 | 00 000000 | RCES Electric | 175,000.00 | 16,116.56 | 174,541.77 | 0.00 | 0.00 | 458.23 |
| 10E030 | 2540 | 4660 | 00 000000 | WRES Electric | 0.00 | 0.00 | 0.00 | 0.00 | 0.00 | 0.00 |
| 10E040 | 2540 | 4660 | 00 000000 | RCMS Electric | 105,000.00 | 9,726.91 | 103,477.43 | 0.00 | 0.00 | 1,522.57 |
| 10E050 | 2540 | 4660 | 00 000000 | RCHS Electric | 160,000.00 | 14,311.10 | 171,403.23 | 0.00 | 0.00 | -11,403.23 |
| 10E--- | 2540 | 4--- | -- ----- | | 564,000.00 | 42,133.31 | 537,747.85 | 0.00 | 0.00 | 26,252.15 |
| 10E110 | 2540 | 5500 | 00 110000 | Pre K Playground Equip | 0.00 | 0.00 | 0.00 | 0.00 | 0.00 | 0.00 |

| Account Level | | | | 2022-23 | June 2022-23 | 2022-23 | 2022-23 | Encumbered | 2022-23 | |
|---------------|------|------|----|-------------|--------------------------------|------------------|---------------|----------------|---------|-----------------|
| FDTLOC | FUNC | OBJ | SJ | Description | Budget | Monthly Activity | FYTD Activity | Batch Activity | Amount | Available Funds |
| 10E220 | 2540 | 5500 | 00 | 220000 | FEMA GRANT EQUIPMENT | 0.00 | 0.00 | 0.00 | 0.00 | 0.00 |
| 10E340 | 2540 | 5500 | 00 | 340000 | ESSER Bldg Equipment | 0.00 | 0.00 | 0.00 | 0.00 | 0.00 |
| 10E342 | 2540 | 5500 | 00 | 000000 | ESSER II Building Equipment | 0.00 | 0.00 | 0.00 | 0.00 | 0.00 |
| 10E510 | 2540 | 5500 | 00 | 510000 | Pre K Playground Equip | 10,000.00 | 0.00 | 9,900.00 | 0.00 | 100.00 |
| 10E570 | 2540 | 5500 | 00 | 570000 | Title IV Maintenance Equipment | 15,000.00 | 0.00 | 14,630.00 | 0.00 | 370.00 |
| 10E--- | 2540 | 5--- | -- | ----- | | 25,000.00 | 0.00 | 24,530.00 | 0.00 | 470.00 |
| 10E070 | 2550 | 1110 | 00 | 000000 | 21st Century trans sal | 2,600.00 | 0.00 | 2,578.83 | 0.00 | 21.17 |
| 10E100 | 2550 | 1110 | 00 | 100000 | Summer School Trans Sal | 2,000.00 | 0.00 | 0.00 | 0.00 | 2,000.00 |
| 10E110 | 2550 | 1110 | 00 | 110000 | PreK Transport Sal | 75,000.00 | 3,512.58 | 71,015.09 | 0.00 | 3,984.91 |
| 10E210 | 2550 | 1110 | 00 | 210000 | ROE Pre K Bus/Aide Sal | 0.00 | 0.00 | 0.00 | 0.00 | 0.00 |
| 10E343 | 2550 | 1110 | 00 | 000000 | ESSER III TRANSP. SALARY | 1,548.00 | 0.00 | 0.00 | 0.00 | 1,548.00 |
| 10E470 | 2550 | 1110 | 00 | 470000 | 21st Century Tran Sal | 14,000.00 | 0.00 | 13,218.93 | 0.00 | 781.07 |
| 10E500 | 2550 | 1110 | 00 | 500000 | Summer School Trans Sal | 0.00 | 0.00 | 0.00 | 0.00 | 0.00 |
| 10E510 | 2550 | 1110 | 00 | 510000 | At Risk Trans Sal | 5,000.00 | 0.00 | 2,677.33 | 0.00 | 2,322.67 |
| 10E110 | 2550 | 1210 | 00 | 110000 | Pre K Bus Sub Salary | 0.00 | 0.00 | 116.25 | 0.00 | -116.25 |
| 10E510 | 2550 | 1210 | 00 | 510000 | Pre K Sub Bus Salary | 0.00 | 0.00 | 0.00 | 0.00 | 0.00 |
| 10E--- | 2550 | 1--- | -- | ----- | | 100,148.00 | 3,512.58 | 89,606.43 | 0.00 | 10,541.57 |
| 10E110 | 2550 | 2130 | 00 | 110000 | | 0.00 | 0.00 | 0.00 | 0.00 | 0.00 |
| 10E070 | 2550 | 2200 | 00 | 000000 | | 0.00 | 0.00 | 0.00 | 0.00 | 0.00 |
| 10E110 | 2550 | 2200 | 00 | 110000 | PreK Trans Ben | 1,500.00 | 0.00 | 1,013.34 | 0.00 | 486.66 |
| 10E470 | 2550 | 2200 | 00 | 470000 | | 0.00 | 0.00 | 0.00 | 0.00 | 0.00 |
| 10E510 | 2550 | 2200 | 00 | 510000 | PRE K Trans Ins Ben | 0.00 | 0.00 | 0.00 | 0.00 | 0.00 |
| 10E--- | 2550 | 2--- | -- | ----- | | 1,500.00 | 0.00 | 1,013.34 | 0.00 | 486.66 |
| 10E080 | 2550 | 3190 | 00 | 000000 | Trans Pur Serv | 100.00 | 0.00 | 12.00 | 0.00 | 88.00 |
| 10E080 | 2550 | 3230 | 00 | 000000 | Van Repair / Maintenance | 3,000.00 | 1,031.19 | 4,478.65 | 0.00 | -1,478.65 |
| 10E070 | 2550 | 3310 | 00 | 000000 | 21st Century Field Trip | 0.00 | 0.00 | 0.00 | 0.00 | 0.00 |
| 10E100 | 2550 | 3310 | 00 | 100000 | Title I Summer School | 5,000.00 | 0.00 | 0.00 | 0.00 | 5,000.00 |
| 10E110 | 2550 | 3310 | 00 | 110000 | Pre-K Trans Operations | 12,000.00 | 25,660.80 | 36,201.60 | 0.00 | -24,201.60 |
| 10E210 | 2550 | 3310 | 00 | 210000 | ROE Pre K Trans Operations | 0.00 | 0.00 | 0.00 | 0.00 | 0.00 |
| 10E343 | 2550 | 3310 | 00 | 000000 | ESSER III TRANSP. OPERATIONS | 1,728.00 | 0.00 | 0.00 | 0.00 | 1,728.00 |
| 10E470 | 2550 | 3310 | 00 | 470000 | 21st Century Trans Serv | 24,843.00 | 1,077.12 | 25,920.00 | 0.00 | -1,077.00 |
| 10E500 | 2550 | 3310 | 00 | 500000 | Title I Trans Operation Exp. | 0.00 | 0.00 | 0.00 | 0.00 | 0.00 |
| 10E510 | 2550 | 3310 | 00 | 510000 | PreK Trans Operation Exp | 0.00 | 0.00 | 0.00 | 0.00 | 0.00 |
| 10E781 | 2550 | 3320 | 00 | 781000 | PATHWAY TRANSPORTATION | 0.00 | 0.00 | 0.00 | 0.00 | 0.00 |
| 10E080 | 2550 | 3400 | 00 | 000000 | Bus Barn Telephone | 13,500.00 | 681.19 | 10,811.07 | 0.00 | 2,688.93 |
| 10E080 | 2550 | 3700 | 00 | 000000 | Bus Barn Water/Sewer | 500.00 | 0.00 | 300.00 | 0.00 | 200.00 |
| 10E--- | 2550 | 3--- | -- | ----- | | 60,671.00 | 28,450.30 | 77,723.32 | 0.00 | -17,052.32 |
| 10E080 | 2550 | 4100 | 00 | 000000 | Van Supplies | 4,000.00 | 873.98 | 4,400.02 | 0.00 | -400.02 |
| 10E345 | 2550 | 4100 | 00 | 345000 | ARP McKin Vent Trans Supplies | 5,500.00 | 0.00 | 1,800.00 | 0.00 | 3,700.00 |
| 10E080 | 2550 | 4640 | 00 | 000000 | Bus Barn Van Fuel(Wh/Sil) | 14,000.00 | 14,186.26 | 15,264.98 | 0.00 | -1,264.98 |

146

| Account Level | | | | 2022-23 | June 2022-23 | 2022-23 | 2022-23 | Encumbered | 2022-23 | |
|---------------|------|------|-----------|--------------------------------|--------------|------------------|---------------|----------------|---------|-----------------|
| FDTLOC | FUNC | OBJ | SJ | Description | Budget | Monthly Activity | FYTD Activity | Batch Activity | Amount | Available Funds |
| 10E080 | 2550 | 4650 | 00 000000 | Bus Barn Natural Gas | 4,000.00 | 86.28 | 3,184.14 | 0.00 | 0.00 | 815.86 |
| 10E080 | 2550 | 4660 | 00 000000 | Bus Barn Electric | 3,000.00 | 205.64 | 2,850.88 | 0.00 | 0.00 | 149.12 |
| 10E--- | 2550 | 4--- | -- ----- | | 30,500.00 | 15,352.16 | 27,500.02 | 0.00 | 0.00 | 2,999.98 |
| 10E342 | 2550 | 5500 | 00 000000 | ESSER II Transportation Equip | 0.00 | 0.00 | 0.00 | 0.00 | 0.00 | 0.00 |
| 10E080 | 2550 | 5520 | 00 000000 | Other vehicle purchase | 0.00 | 0.00 | 0.00 | 0.00 | 0.00 | 0.00 |
| 10E342 | 2550 | 5520 | 00 000000 | ESSER II Tran Vehicle Purchase | 345,000.00 | 0.00 | 344,443.06 | 0.00 | 0.00 | 556.94 |
| 10E--- | 2550 | 5--- | -- ----- | | 345,000.00 | 0.00 | 344,443.06 | 0.00 | 0.00 | 556.94 |
| 10E510 | 2551 | 1110 | 00 510000 | At Risk New Bus/Aide Sal | 0.00 | 0.00 | 0.00 | 0.00 | 0.00 | 0.00 |
| 10E--- | 2551 | 1--- | -- ----- | | 0.00 | 0.00 | 0.00 | 0.00 | 0.00 | 0.00 |
| 10E070 | 2560 | 1110 | 00 000000 | 21st Century Food Serv Sal | 0.00 | 0.00 | 0.00 | 0.00 | 0.00 | 0.00 |
| 10E420 | 2560 | 1110 | 00 420000 | Food Service Salary | 400,000.00 | 20,508.00 | 384,130.63 | 0.00 | 0.00 | 15,869.37 |
| 10E440 | 2560 | 1110 | 00 440000 | US Healthier Salaries | 0.00 | 0.00 | 0.00 | 0.00 | 0.00 | 0.00 |
| 10E460 | 2560 | 1110 | 00 460000 | Fed Summer School Sal | 0.00 | 0.00 | 0.00 | 0.00 | 0.00 | 0.00 |
| 10E470 | 2560 | 1110 | 00 470000 | 21st Century Food Serv Sal | 8,000.00 | 0.00 | 7,806.43 | 0.00 | 0.00 | 193.57 |
| 10E420 | 2560 | 1200 | 00 420000 | Food Serv Sub Sal | 0.00 | 0.00 | 0.00 | 0.00 | 0.00 | 0.00 |
| 10E420 | 2560 | 1210 | 00 420000 | Food Service Sub Sal | 33,000.00 | 1,450.00 | 29,899.75 | 0.00 | 0.00 | 3,100.25 |
| 10E--- | 2560 | 1--- | -- ----- | | 441,000.00 | 21,958.00 | 421,836.81 | 0.00 | 0.00 | 19,163.19 |
| 10E420 | 2560 | 2110 | 00 420000 | | 0.00 | 0.00 | 0.00 | 0.00 | 0.00 | 0.00 |
| 10E420 | 2560 | 2130 | 00 420000 | | 0.00 | 0.00 | 0.00 | 0.00 | 0.00 | 0.00 |
| 10E070 | 2560 | 2200 | 00 000000 | 21st Century Food Serv Ben | 0.00 | 0.00 | 0.00 | 0.00 | 0.00 | 0.00 |
| 10E420 | 2560 | 2200 | 00 420000 | Food Service Ins Ben | 105,000.00 | 12,163.98 | 93,936.37 | 0.00 | 0.00 | 11,063.63 |
| 10E--- | 2560 | 2--- | -- ----- | | 105,000.00 | 12,163.98 | 93,936.37 | 0.00 | 0.00 | 11,063.63 |
| 10E350 | 2560 | 3140 | 00 350000 | Food Service Train,Lic | 100.00 | 0.00 | 0.00 | 0.00 | 0.00 | 100.00 |
| 10E350 | 2560 | 3190 | 00 350000 | Food Service Purch Serv | 2,500.00 | 0.00 | 2,452.00 | 0.00 | 0.00 | 48.00 |
| 10E460 | 2560 | 3190 | 00 460000 | Fed Summer School Pur Serv | 0.00 | 0.00 | 0.00 | 0.00 | 0.00 | 0.00 |
| 10E350 | 2560 | 3230 | 00 350000 | Food Service Rep/Maint | 0.00 | 0.00 | 0.00 | 0.00 | 0.00 | 0.00 |
| 10E350 | 2560 | 3260 | 00 350000 | Food Service Postage | 0.00 | 0.00 | 0.00 | 0.00 | 0.00 | 0.00 |
| 10E350 | 2560 | 3320 | 00 350000 | Food Service Travel | 0.00 | 0.00 | 0.00 | 0.00 | 0.00 | 0.00 |
| 10E460 | 2560 | 3320 | 00 460000 | Fed Summer Mileage | 0.00 | 0.00 | 0.00 | 0.00 | 0.00 | 0.00 |
| 10E--- | 2560 | 3--- | -- ----- | | 2,600.00 | 0.00 | 2,452.00 | 0.00 | 0.00 | 148.00 |
| 10E110 | 2560 | 4100 | 00 110000 | PreK Food Serv Supp | 650.00 | 0.00 | 625.48 | 0.00 | 0.00 | 24.52 |
| 10E210 | 2560 | 4100 | 00 210000 | ROE At-Risk Snacks | 0.00 | 0.00 | 0.00 | 0.00 | 0.00 | 0.00 |
| 10E230 | 2560 | 4100 | 00 230000 | SOS/NKH Supplies | 0.00 | 0.00 | 0.00 | 0.00 | 0.00 | 0.00 |
| 10E420 | 2560 | 4100 | 00 420000 | Food Service Supplies | 610,000.00 | 28,354.00 | 592,029.84 | 0.00 | 0.00 | 17,970.16 |
| 10E440 | 2560 | 4100 | 00 440000 | US Healthier Supp | 0.00 | 0.00 | 0.00 | 0.00 | 0.00 | 0.00 |
| 10E460 | 2560 | 4100 | 00 460000 | Fed Summer Food Supplies | 0.00 | 0.00 | 0.00 | 0.00 | 0.00 | 0.00 |
| 10E510 | 2560 | 4100 | 00 510000 | Pre K Food Supp | 0.00 | 0.00 | 0.00 | 0.00 | 0.00 | 0.00 |
| 10E110 | 2560 | 4110 | 00 110000 | 0-3 Food Service Supplies | 0.00 | 0.00 | 0.00 | 0.00 | 0.00 | 0.00 |
| 10E510 | 2560 | 4110 | 00 510000 | 0-3 Food Serv Suppl | 0.00 | 0.00 | 0.00 | 0.00 | 0.00 | 0.00 |
| 10E420 | 2560 | 4640 | 00 420000 | Food Service Fuel | 100.00 | 70.03 | 70.03 | 0.00 | 0.00 | 29.97 |

147

| Account Level | | | | 2022-23 | June 2022-23 | 2022-23 | 2022-23 | Encumbered | 2022-23 | |
|---------------|------|------|----|-------------|--------------------------------|------------------|---------------|----------------|---------|-----------------|
| FDTLOC | FUNC | OBJ | SJ | Description | Budget | Monthly Activity | FYTD Activity | Batch Activity | Amount | Available Funds |
| 10E420 | 2560 | 4700 | 00 | 420000 | Food Service Software | 500.00 | 0.00 | 0.00 | 0.00 | 500.00 |
| 10E--- | 2560 | 4--- | -- | ----- | 611,250.00 | 28,424.03 | 592,725.35 | 0.00 | 0.00 | 18,524.65 |
| 10E230 | 2560 | 5500 | 00 | 230000 | SOS/NKH Equipment | 0.00 | 0.00 | 0.00 | 0.00 | 0.00 |
| 10E430 | 2560 | 5500 | 00 | 430000 | Food Serv Equip | 0.00 | 0.00 | 0.00 | 0.00 | 0.00 |
| 10E440 | 2560 | 5500 | 00 | 440000 | NSLP Equipment | 0.00 | 0.00 | 0.00 | 0.00 | 0.00 |
| 10E--- | 2560 | 5--- | -- | ----- | 0.00 | 0.00 | 0.00 | 0.00 | 0.00 | 0.00 |
| 10E--- | 25-- | ---- | -- | ----- | 3,216,769.00 | 181,644.17 | 3,078,973.00 | 0.00 | 0.00 | 137,796.00 |
| 10E010 | 2620 | 1100 | 00 | 000000 | Resource/Consultant Teacher | 250.00 | 0.00 | 227.52 | 0.00 | 22.48 |
| 10E070 | 2620 | 1100 | 00 | 000000 | 21st Century Eval Sal | 0.00 | 0.00 | 0.00 | 0.00 | 0.00 |
| 10E470 | 2620 | 1100 | 00 | 470000 | 21st Century Eval Sal | 6,000.00 | 0.00 | 5,775.68 | 0.00 | 224.32 |
| 10E010 | 2620 | 1110 | 00 | 000000 | JFF research sal | 0.00 | 0.00 | 0.00 | 0.00 | 0.00 |
| 10E--- | 2620 | 1--- | -- | ----- | 6,250.00 | 0.00 | 6,003.20 | 0.00 | 0.00 | 246.80 |
| 10E010 | 2620 | 2110 | 00 | 000000 | Res/Consult Teach TRS | 0.00 | 0.00 | 0.00 | 0.00 | 0.00 |
| 10E070 | 2620 | 2110 | 00 | 000000 | 21st Century Planning TRS | 0.00 | 0.00 | 0.00 | 0.00 | 0.00 |
| 10E470 | 2620 | 2110 | 00 | 470000 | 21st Century Eval TRS | 1,340.00 | 0.00 | 1,316.48 | 0.00 | 23.52 |
| 10E010 | 2620 | 2200 | 00 | 000000 | Res/Consult Teach Ins Ben | 0.00 | 0.00 | 0.00 | 0.00 | 0.00 |
| 10E--- | 2620 | 2--- | -- | ----- | 1,340.00 | 0.00 | 1,316.48 | 0.00 | 0.00 | 23.52 |
| 10E010 | 2620 | 3190 | 00 | 000000 | District Accreditation Pur Ser | 0.00 | 0.00 | 0.00 | 0.00 | 0.00 |
| 10E070 | 2620 | 3190 | 00 | 000000 | 21st Century Pur Serv | 0.00 | 0.00 | 0.00 | 0.00 | 0.00 |
| 10E470 | 2620 | 3190 | 00 | 470000 | 21st Century Pur Serv | 0.00 | 0.00 | 0.00 | 0.00 | 0.00 |
| 10E010 | 2620 | 3320 | 00 | 000000 | District Accreditation M M M | 0.00 | 0.00 | 0.00 | 0.00 | 0.00 |
| 10E070 | 2620 | 3320 | 00 | 000000 | 21st Century Travel | 0.00 | 0.00 | 0.00 | 0.00 | 0.00 |
| 10E470 | 2620 | 3320 | 00 | 470000 | 21st Century Trav | 0.00 | 0.00 | 0.00 | 0.00 | 0.00 |
| 10E--- | 2620 | 3--- | -- | ----- | 0.00 | 0.00 | 0.00 | 0.00 | 0.00 | 0.00 |
| 10E010 | 2620 | 4100 | 00 | 000000 | District Staff Devlpmnt Supp | 0.00 | 0.00 | 0.00 | 0.00 | 0.00 |
| 10E070 | 2620 | 4100 | 00 | 000000 | 21st Century Supp | 0.00 | 0.00 | 0.00 | 0.00 | 0.00 |
| 10E470 | 2620 | 4100 | 00 | 470000 | 21st Century Supp | 500.00 | 0.00 | 0.00 | 0.00 | 500.00 |
| 10E--- | 2620 | 4--- | -- | ----- | 500.00 | 0.00 | 0.00 | 0.00 | 0.00 | 500.00 |
| 10E010 | 2620 | 5500 | 00 | 000000 | RTI Instr Equip | 0.00 | 0.00 | 0.00 | 0.00 | 0.00 |
| 10E--- | 2620 | 5--- | -- | ----- | 0.00 | 0.00 | 0.00 | 0.00 | 0.00 | 0.00 |
| 10E010 | 2630 | 3190 | 00 | 000000 | Maintenance Plan/Warranty | 300.00 | 0.00 | 300.00 | 0.00 | 0.00 |
| 10E010 | 2630 | 3400 | 00 | 000000 | District Alert Now System | 0.00 | 0.00 | 0.00 | 0.00 | 0.00 |
| 10E010 | 2630 | 3410 | 00 | 000000 | District Wide Phone System | 10,000.00 | 744.45 | 9,132.25 | 0.00 | 867.75 |
| 10E010 | 2630 | 3420 | 00 | 000000 | District Wide Internet | 45,000.00 | 5,560.00 | 50,365.72 | 0.00 | -5,365.72 |
| 10E--- | 2630 | 3--- | -- | ----- | 55,300.00 | 6,304.45 | 59,797.97 | 0.00 | 0.00 | -4,497.97 |
| 10E010 | 2630 | 4100 | 00 | 000000 | District Information Supplies | 500.00 | 0.00 | 0.00 | 0.00 | 500.00 |
| 10E345 | 2630 | 4100 | 00 | 345000 | ARP McKin Vent Info Supplies | 1,000.00 | 0.00 | 0.00 | 0.00 | 1,000.00 |
| 10E--- | 2630 | 4--- | -- | ----- | 1,500.00 | 0.00 | 0.00 | 0.00 | 0.00 | 1,500.00 |
| 10E330 | 2640 | 3190 | 00 | 330000 | Title II recruiting fee | 0.00 | 0.00 | 0.00 | 0.00 | 0.00 |
| 10E--- | 2640 | 3--- | -- | ----- | 0.00 | 0.00 | 0.00 | 0.00 | 0.00 | 0.00 |

148

| Account Level | | | | 2022-23 | June 2022-23 | 2022-23 | 2022-23 | Encumbered | 2022-23 | |
|---------------|------|------|----|-------------|--------------------------------|------------------|---------------|----------------|---------|-----------------|
| FDTLOC | FUNC | OBJ | SJ | Description | Budget | Monthly Activity | FYTD Activity | Batch Activity | Amount | Available Funds |
| 10E010 | 2660 | 1100 | 00 | 000000 | District Comp Tech Salary | 0.00 | 0.00 | 0.00 | 0.00 | 0.00 |
| 10E010 | 2660 | 1110 | 00 | 000000 | District Comp Tech Salary | 225,000.00 | 18,450.41 | 220,163.21 | 0.00 | 4,836.79 |
| 10E--- | 2660 | 1--- | -- | ----- | | 225,000.00 | 18,450.41 | 220,163.21 | 0.00 | 4,836.79 |
| 10E010 | 2660 | 2110 | 00 | 000000 | District Comp Tech TRS | 0.00 | 0.00 | 0.00 | 0.00 | 0.00 |
| 10E010 | 2660 | 2130 | 00 | 000000 | | 0.00 | 0.00 | 0.00 | 0.00 | 0.00 |
| 10E010 | 2660 | 2200 | 00 | 000000 | District Computer Tech Ins | 33,000.00 | 2,280.96 | 31,095.74 | 0.00 | 1,904.26 |
| 10E--- | 2660 | 2--- | -- | ----- | | 33,000.00 | 2,280.96 | 31,095.74 | 0.00 | 1,904.26 |
| 10E010 | 2660 | 3190 | 00 | 000000 | District Comp Tech Pur Serv | 40,000.00 | 0.00 | 36,895.21 | 0.00 | 3,104.79 |
| 10E342 | 2660 | 3190 | 00 | 000000 | ESSER II Tech Purchased Serv | 8,000.00 | 6,297.51 | 12,194.51 | 0.00 | -4,194.51 |
| 10E010 | 2660 | 3230 | 00 | 000000 | District Comp Tech Rep/Maint | 1,000.00 | 0.00 | 0.00 | 0.00 | 1,000.00 |
| 10E010 | 2660 | 3320 | 00 | 000000 | District Computer Tech Mileage | 500.00 | 0.00 | 46.84 | 0.00 | 453.16 |
| 10E--- | 2660 | 3--- | -- | ----- | | 49,500.00 | 6,297.51 | 49,136.56 | 0.00 | 363.44 |
| 10E010 | 2660 | 4100 | 00 | 000000 | District Comp Tech Supplies | 35,000.00 | 442.00 | 32,789.69 | 0.00 | 2,210.31 |
| 10E010 | 2660 | 4700 | 00 | 000000 | District Comp Tech Software | 1,000.00 | 14.99 | 512.10 | 0.00 | 487.90 |
| 10E--- | 2660 | 4--- | -- | ----- | | 36,000.00 | 456.99 | 33,301.79 | 0.00 | 2,698.21 |
| 10E010 | 2660 | 5500 | 00 | 000000 | District Comp Tech Equipment | 20,000.00 | 1,968.00 | 18,603.00 | 0.00 | 1,397.00 |
| 10E--- | 2660 | 5--- | -- | ----- | | 20,000.00 | 1,968.00 | 18,603.00 | 0.00 | 1,397.00 |
| 10E--- | 26-- | ---- | -- | ----- | | 428,390.00 | 35,758.32 | 419,417.95 | 0.00 | 8,972.05 |
| 10E020 | 2900 | 1100 | 00 | 000000 | ES Team Leader | 13,000.00 | 12,203.80 | 12,203.80 | 0.00 | 796.20 |
| 10E040 | 2900 | 1100 | 00 | 000000 | MS Team Leader | 9,000.00 | 8,237.60 | 8,237.60 | 0.00 | 762.40 |
| 10E050 | 2900 | 1100 | 00 | 000000 | HS Team Leader | 16,000.00 | 15,726.40 | 15,726.40 | 0.00 | 273.60 |
| 10E070 | 2900 | 1100 | 00 | 000000 | 21st Century Fac Sal | 0.00 | 0.00 | 0.00 | 0.00 | 0.00 |
| 10E470 | 2900 | 1100 | 00 | 470000 | 21st Century Sal | 33,475.00 | 99.00 | 33,177.29 | 0.00 | 297.71 |
| 10E--- | 2900 | 1--- | -- | ----- | | 71,475.00 | 36,266.80 | 69,345.09 | 0.00 | 2,129.91 |
| 10E020 | 2900 | 2110 | 00 | 000000 | ES Team Leader TRS | 1,400.00 | 1,373.97 | 1,373.97 | 0.00 | 26.03 |
| 10E040 | 2900 | 2110 | 00 | 000000 | MS Team Leader TRS | 1,000.00 | 927.57 | 927.57 | 0.00 | 72.43 |
| 10E050 | 2900 | 2110 | 00 | 000000 | HS Team Leader TRS | 1,800.00 | 1,770.37 | 1,770.37 | 0.00 | 29.63 |
| 10E070 | 2900 | 2110 | 00 | 000000 | 21st Century Fac TRS | 0.00 | 0.00 | 0.00 | 0.00 | 0.00 |
| 10E470 | 2900 | 2110 | 00 | 470000 | 21st Century TRS | 6,636.00 | 22.56 | 6,632.93 | 0.00 | 3.07 |
| 10E--- | 2900 | 2--- | -- | ----- | | 10,836.00 | 4,094.47 | 10,704.84 | 0.00 | 131.16 |
| 10E100 | 2900 | 3190 | 00 | 100000 | Title I SES services | 0.00 | 0.00 | 0.00 | 0.00 | 0.00 |
| 10E340 | 2900 | 3190 | 00 | 340000 | ESSER Other Purchased Services | 0.00 | 0.00 | 0.00 | 0.00 | 0.00 |
| 10E345 | 2900 | 3190 | 00 | 345000 | ARP McKin Ven Support Services | 7,000.00 | 0.00 | 1,215.33 | 0.00 | 5,784.67 |
| 10E500 | 2900 | 3190 | 00 | 500000 | Title I SES Services | 0.00 | 0.00 | 0.00 | 0.00 | 0.00 |
| 10E--- | 2900 | 3--- | -- | ----- | | 7,000.00 | 0.00 | 1,215.33 | 0.00 | 5,784.67 |
| 10E070 | 2900 | 4100 | 00 | 000000 | 21st Century Supp | 0.00 | 0.00 | 0.00 | 0.00 | 0.00 |
| 10E100 | 2900 | 4100 | 00 | 100000 | Title I Homeless Supplies | 400.00 | 0.00 | 0.00 | 0.00 | 400.00 |
| 10E345 | 2900 | 4100 | 00 | 345000 | ARP McKin Ven Support Supplies | 5,000.00 | 147.37 | 4,136.14 | 0.00 | 863.86 |
| 10E470 | 2900 | 4100 | 00 | 470000 | 21st Century Site Mngrs Suppli | 0.00 | 0.00 | 0.00 | 0.00 | 0.00 |
| 10E500 | 2900 | 4100 | 00 | 500000 | Title I Homeless supplies | 0.00 | 0.00 | 0.00 | 0.00 | 0.00 |

149

| Account Level | | | | 2022-23 | June 2022-23 | 2022-23 | 2022-23 | Encumbered | 2022-23 | |
|---------------|------|------|----|-------------|--------------------------------|------------------|---------------|----------------|---------|-----------------|
| FDTLOC | FUNC | OBJ | SJ | Description | Budget | Monthly Activity | FYTD Activity | Batch Activity | Amount | Available Funds |
| 10E--- | 2900 | 4--- | -- | ----- | 5,400.00 | 147.37 | 4,136.14 | 0.00 | 0.00 | 1,263.86 |
| 10E--- | 29-- | ---- | -- | ----- | 94,711.00 | 40,508.64 | 85,401.40 | 0.00 | 0.00 | 9,309.60 |
| 10E070 | 3000 | 1100 | 00 | 000000 | 21st Century Comm Serv Sal | 0.00 | 0.00 | 0.00 | 0.00 | 0.00 |
| 10E100 | 3000 | 1100 | 00 | 100000 | Title I Prnt Invl Sal | 7,500.00 | 6,885.00 | 6,885.00 | 0.00 | 615.00 |
| 10E110 | 3000 | 1100 | 00 | 110000 | PreK 0-3 Teach Sal | 165,000.00 | 16,384.28 | 161,127.80 | 0.00 | 3,872.20 |
| 10E150 | 3000 | 1100 | 00 | 150000 | SESE Flow Thru St Joe Spch Sal | 0.00 | 0.00 | 0.00 | 0.00 | 0.00 |
| 10E470 | 3000 | 1100 | 00 | 470000 | 21st Century Comm Ser Sal | 0.00 | 0.00 | 0.00 | 0.00 | 0.00 |
| 10E500 | 3000 | 1100 | 00 | 500000 | Title I Prnt Invl Sal Pr | 0.00 | 0.00 | 0.00 | 0.00 | 0.00 |
| 10E510 | 3000 | 1100 | 00 | 510000 | PI 0-3 Teach Sal | 42,000.00 | 2,655.00 | 44,100.96 | 0.00 | -2,100.96 |
| 10E100 | 3000 | 1110 | 00 | 100000 | Title I N/C | 0.00 | 0.00 | 0.00 | 0.00 | 0.00 |
| 10E500 | 3000 | 1110 | 00 | 500000 | Title I N/C sal | 0.00 | 0.00 | 0.00 | 0.00 | 0.00 |
| 10E510 | 3000 | 1110 | 00 | 510000 | PI Sec Sal | 0.00 | 0.00 | 0.00 | 0.00 | 0.00 |
| 10E100 | 3000 | 1200 | 00 | 100000 | | 0.00 | 0.00 | 0.00 | 0.00 | 0.00 |
| 10E110 | 3000 | 1200 | 00 | 110000 | PreK 0-3 Sub Sal | 0.00 | 0.00 | 172.50 | 0.00 | -172.50 |
| 10E510 | 3000 | 1200 | 00 | 510000 | PI Sub Salary | 2,500.00 | 0.00 | 2,437.50 | 0.00 | 62.50 |
| 10E100 | 3000 | 1300 | 00 | 100000 | Title I St Joe Tutor Sal | 0.00 | 0.00 | 0.00 | 0.00 | 0.00 |
| 10E500 | 3000 | 1300 | 00 | 500000 | St Joe Title I Tutoring | 0.00 | 0.00 | 0.00 | 0.00 | 0.00 |
| 10E--- | 3000 | 1--- | -- | ----- | 217,000.00 | 25,924.28 | 214,723.76 | 0.00 | 0.00 | 2,276.24 |
| 10E070 | 3000 | 2110 | 00 | 000000 | 21st Century TRS | 0.00 | 0.00 | 0.00 | 0.00 | 0.00 |
| 10E100 | 3000 | 2110 | 00 | 100000 | Title I Prnt Invl TRS | 0.00 | 0.00 | 0.00 | 0.00 | 0.00 |
| 10E110 | 3000 | 2110 | 00 | 110000 | PreK 0-3 Teacher TRS | 14,000.00 | 1,355.08 | 13,576.13 | 0.00 | 423.87 |
| 10E150 | 3000 | 2110 | 00 | 150000 | SESE St Joe Flow Thru TRS | 0.00 | 0.00 | 0.00 | 0.00 | 0.00 |
| 10E470 | 3000 | 2110 | 00 | 470000 | 21st Century Comm Serv TRS | 0.00 | 0.00 | 0.00 | 0.00 | 0.00 |
| 10E500 | 3000 | 2110 | 00 | 500000 | Title I Prnt Inl Vl TRS | 0.00 | 0.00 | 0.00 | 0.00 | 0.00 |
| 10E510 | 3000 | 2110 | 00 | 510000 | PI 0-3 TRS | 4,000.00 | 299.06 | 4,042.48 | 0.00 | -42.48 |
| 10E100 | 3000 | 2130 | 00 | 100000 | | 0.00 | 0.00 | 0.00 | 0.00 | 0.00 |
| 10E100 | 3000 | 2200 | 00 | 100000 | Title I Prnt Inl Ins Ben | 0.00 | 0.00 | 0.00 | 0.00 | 0.00 |
| 10E110 | 3000 | 2200 | 00 | 110000 | PreK 0-3 Teach Ins Ben | 20,000.00 | 1,417.92 | 18,451.72 | 0.00 | 1,548.28 |
| 10E500 | 3000 | 2200 | 00 | 500000 | Title I Ins Ben Prior | 0.00 | 0.00 | 0.00 | 0.00 | 0.00 |
| 10E510 | 3000 | 2200 | 00 | 510000 | PI 0-3 Ins Ben Prior | 4,200.00 | 0.00 | 4,148.00 | 0.00 | 52.00 |
| 10E--- | 3000 | 2--- | -- | ----- | 42,200.00 | 3,072.06 | 40,218.33 | 0.00 | 0.00 | 1,981.67 |
| 10E100 | 3000 | 3140 | 00 | 100000 | Title I St Joe Reg Fee | 0.00 | 0.00 | 0.00 | 0.00 | 0.00 |
| 10E330 | 3000 | 3140 | 00 | 330000 | Title II St Joe Consult | 0.00 | 0.00 | 0.00 | 0.00 | 0.00 |
| 10E500 | 3000 | 3140 | 00 | 500000 | Title I St Joe Reg | 0.00 | 0.00 | 0.00 | 0.00 | 0.00 |
| 10E010 | 3000 | 3190 | 00 | 000000 | District Comm Serv Pur Serv | 1,000.00 | 0.00 | 400.00 | 0.00 | 600.00 |
| 10E070 | 3000 | 3190 | 00 | 000000 | 21st Century Pur Serv | 0.00 | 0.00 | 0.00 | 0.00 | 0.00 |
| 10E100 | 3000 | 3190 | 00 | 100000 | Title I Comm TAPP | 0.00 | 0.00 | 0.00 | 0.00 | 0.00 |
| 10E110 | 3000 | 3190 | 00 | 110000 | PI Purchase Serv | 8,265.00 | 0.00 | 149.00 | 0.00 | 8,116.00 |
| 10E130 | 3000 | 3190 | 00 | 130000 | CWinters B3 Pur Serv | 0.00 | 0.00 | 0.00 | 0.00 | 0.00 |
| 10E170 | 3000 | 3190 | 00 | 170000 | Title IV St Joe M M M | 0.00 | 0.00 | 0.00 | 0.00 | 0.00 |

| Account Level | | | | 2022-23 | June 2022-23 | 2022-23 | 2022-23 | Encumbered | 2022-23 | |
|---------------|------|------|----|-------------|--------------|--------------------------------|---------------|----------------|-----------|-----------------|
| FDTLOC | FUNC | OBJ | SJ | Description | Budget | Monthly Activity | FYTD Activity | Batch Activity | Amount | Available Funds |
| 10E180 | 3000 | 3190 | 00 | 180000 | | RTTT Comm Serv Pur Serv | 0.00 | 0.00 | 0.00 | 0.00 |
| 10E290 | 3000 | 3190 | 00 | 290000 | | JFF Richland React Website | 0.00 | 0.00 | 0.00 | 0.00 |
| 10E470 | 3000 | 3190 | 00 | 470000 | | 21st Century Pur Serv | 250.00 | 0.00 | 0.00 | 250.00 |
| 10E500 | 3000 | 3190 | 00 | 500000 | | Title I Comm Serv Pur Serv | 0.00 | 0.00 | 0.00 | 0.00 |
| 10E510 | 3000 | 3190 | 00 | 510000 | | PI 0-3 Pur Servcs | 100.00 | 0.00 | 56.25 | 43.75 |
| 10E530 | 3000 | 3190 | 00 | 530000 | | Title II St Joe Pur Serv | 0.00 | 0.00 | 0.00 | 0.00 |
| 10E690 | 3000 | 3190 | 00 | 690000 | | TAPS Purchase Service | 0.00 | 0.00 | 0.00 | 0.00 |
| 10E730 | 3000 | 3190 | 00 | 730000 | | JFF Tapps Pur Serv | 0.00 | 0.00 | 0.00 | 0.00 |
| 10E100 | 3000 | 3250 | 00 | 100000 | | Title I Prnt Invl Pur Serv | 0.00 | 0.00 | 0.00 | 0.00 |
| 10E010 | 3000 | 3320 | 00 | 000000 | | District Comm Serv Mileage | 0.00 | 0.00 | 0.00 | 0.00 |
| 10E100 | 3000 | 3320 | 00 | 100000 | | Title I St Joe Travel | 0.00 | 0.00 | 0.00 | 0.00 |
| 10E110 | 3000 | 3320 | 00 | 110000 | | PreK 0-3 Travel | 2,000.00 | 636.95 | 4,368.91 | -2,368.91 |
| 10E330 | 3000 | 3320 | 00 | 330000 | | Title II St Joe Travel | 0.00 | 0.00 | 0.00 | 0.00 |
| 10E500 | 3000 | 3320 | 00 | 500000 | | Title I Parent Coord Mileage | 0.00 | 0.00 | 0.00 | 0.00 |
| 10E500 | 3000 | 3320 | 01 | 500000 | | Title I St Joe Mileage | 0.00 | 0.00 | 0.00 | 0.00 |
| 10E510 | 3000 | 3320 | 00 | 510000 | | PI 0-3 Trav | 650.00 | 0.00 | 654.65 | -4.65 |
| 10E530 | 3000 | 3320 | 00 | 530000 | | Title II Trav | 750.00 | 0.00 | 0.00 | 750.00 |
| 10E--- | 3000 | 3--- | -- | ----- | | | 13,015.00 | 636.95 | 5,628.81 | 7,386.19 |
| 10E010 | 3000 | 4100 | 00 | 000000 | | District Comm Serv Supp | 0.00 | 0.00 | 0.00 | 0.00 |
| 10E070 | 3000 | 4100 | 00 | 000000 | | 21st Century Comm Serv Supplie | 0.00 | 0.00 | 0.00 | 0.00 |
| 10E100 | 3000 | 4100 | 00 | 100000 | | Title I Prnt Invl Supp | 1,000.00 | 26.78 | 488.28 | 511.72 |
| 10E110 | 3000 | 4100 | 00 | 110000 | | PreK 0-3 Supplies | 22,000.00 | 184.22 | 6,183.00 | 15,817.00 |
| 10E130 | 3000 | 4100 | 00 | 130000 | | CW Birth-3 Store | 0.00 | 0.00 | 0.00 | 0.00 |
| 10E170 | 3000 | 4100 | 00 | 170000 | | Title IV St Joe Supp | 0.00 | 0.00 | 0.00 | 0.00 |
| 10E180 | 3000 | 4100 | 00 | 180000 | | RTTT Community Mtg Supp | 0.00 | 0.00 | 0.00 | 0.00 |
| 10E330 | 3000 | 4100 | 00 | 330000 | | Title II St Joe Supplies | 0.00 | 0.00 | 0.00 | 0.00 |
| 10E470 | 3000 | 4100 | 00 | 470000 | | 21st Century Sup | 250.00 | 0.00 | 0.00 | 250.00 |
| 10E500 | 3000 | 4100 | 00 | 500000 | | Title I Parent Coord Supplies | 0.00 | 0.00 | 0.00 | 0.00 |
| 10E510 | 3000 | 4100 | 00 | 510000 | | PI 0-3 Supp | 12,000.00 | 0.00 | 4,611.00 | 7,389.00 |
| 10E690 | 3000 | 4100 | 00 | 690000 | | TAPS Supplies | 0.00 | 0.00 | 0.00 | 0.00 |
| 10E730 | 3000 | 4100 | 00 | 730000 | | JFF Tapps Supp | 0.00 | 0.00 | 0.00 | 0.00 |
| 10E100 | 3000 | 4110 | 00 | 100000 | | Title I St Joe Supp | 147.00 | 0.00 | 0.00 | 147.00 |
| 10E500 | 3000 | 4110 | 00 | 500000 | | Title I St Joe Supp | 0.00 | 0.00 | 0.00 | 0.00 |
| 10E--- | 3000 | 4--- | -- | ----- | | | 35,397.00 | 211.00 | 11,282.28 | 24,114.72 |
| 10E110 | 3000 | 5500 | 00 | 110000 | | PI Equipment | 34,960.00 | 0.00 | 747.51 | 34,212.49 |
| 10E510 | 3000 | 5500 | 00 | 510000 | | PI Com Serv Equip | 41,500.00 | 0.00 | 41,481.98 | 18.02 |
| 10E730 | 3000 | 5500 | 00 | 730000 | | JFF Comm Equip | 0.00 | 0.00 | 0.00 | 0.00 |
| 10E--- | 3000 | 5--- | -- | ----- | | | 76,460.00 | 0.00 | 42,229.49 | 34,230.51 |
| 10E110 | 3001 | 1100 | 00 | 110000 | | PreK 3-5 Teach Sal | 0.00 | 0.00 | 0.00 | 0.00 |
| 10E510 | 3001 | 1100 | 00 | 510000 | | PreK 3-5 Teach Sal Prior | 0.00 | 0.00 | 0.00 | 0.00 |

| Account Level | | | | 2022-23 | June 2022-23 | 2022-23 | 2022-23 | Encumbered | 2022-23 | |
|---------------|------|------|----|-------------|--------------------------------|------------------|---------------|----------------|---------|-----------------|
| FDTLOC | FUNC | OBJ | SJ | Description | Budget | Monthly Activity | FYTD Activity | Batch Activity | Amount | Available Funds |
| 10E--- | 3001 | 1--- | -- | ----- | 0.00 | 0.00 | 0.00 | 0.00 | 0.00 | 0.00 |
| 10E110 | 3001 | 2110 | 00 | 110000 | PreK 3-5 Teach TRS | 0.00 | 0.00 | 0.00 | 0.00 | 0.00 |
| 10E510 | 3001 | 2110 | 00 | 510000 | Pre-K 3-5 TRS | 0.00 | 0.00 | 0.00 | 0.00 | 0.00 |
| 10E110 | 3001 | 2200 | 00 | 110000 | PreK 3-5 Teach Ins Ben | 0.00 | 0.00 | 0.00 | 0.00 | 0.00 |
| 10E510 | 3001 | 2200 | 00 | 510000 | PreK 3-5 Ins Ben Prior | 0.00 | 0.00 | 0.00 | 0.00 | 0.00 |
| 10E--- | 3001 | 2--- | -- | ----- | 0.00 | 0.00 | 0.00 | 0.00 | 0.00 | 0.00 |
| 10E110 | 3002 | 1100 | 00 | 110000 | PreK Comm Serv Sal | 25,000.00 | 1,803.76 | 24,139.80 | 0.00 | 860.20 |
| 10E510 | 3002 | 1100 | 00 | 510000 | PreK Com Serv Sal Prior | 0.00 | 0.00 | 0.00 | 0.00 | 0.00 |
| 10E110 | 3002 | 1110 | 00 | 110000 | PreK Block Com Serv Sec | 0.00 | 0.00 | 136.00 | 0.00 | -136.00 |
| 10E510 | 3002 | 1110 | 00 | 510000 | PreK Block Com Prior | 0.00 | 0.00 | 0.00 | 0.00 | 0.00 |
| 10E--- | 3002 | 1--- | -- | ----- | 25,000.00 | 1,803.76 | 24,275.80 | 0.00 | 0.00 | 724.20 |
| 10E110 | 3002 | 2110 | 00 | 110000 | PreK Comm Serv TRS | 3,000.00 | 203.18 | 2,718.50 | 0.00 | 281.50 |
| 10E510 | 3002 | 2110 | 00 | 510000 | Pre-K Comm Serv TRS | 0.00 | 0.00 | 0.00 | 0.00 | 0.00 |
| 10E110 | 3002 | 2200 | 00 | 110000 | PreK Comm Serv Ins Ben | 3,900.00 | 304.00 | 3,772.00 | 0.00 | 128.00 |
| 10E510 | 3002 | 2200 | 00 | 510000 | PreK Block Com Prior | 0.00 | 0.00 | 0.00 | 0.00 | 0.00 |
| 10E--- | 3002 | 2--- | -- | ----- | 6,900.00 | 507.18 | 6,490.50 | 0.00 | 0.00 | 409.50 |
| 10E110 | 3002 | 3190 | 00 | 110000 | PreK Comm Serv Pur Serv | 670.00 | 0.00 | 600.15 | 0.00 | 69.85 |
| 10E510 | 3002 | 3190 | 00 | 510000 | PreK Comm Serv Purch Services | 0.00 | 0.00 | 0.00 | 0.00 | 0.00 |
| 10E110 | 3002 | 3250 | 00 | 110000 | PreK Comm Serv Rental | 0.00 | 0.00 | 0.00 | 0.00 | 0.00 |
| 10E510 | 3002 | 3250 | 00 | 510000 | Pre K Rental | 0.00 | 0.00 | 0.00 | 0.00 | 0.00 |
| 10E110 | 3002 | 3320 | 00 | 110000 | PreK Comm Serv Travel | 0.00 | 0.00 | 0.00 | 0.00 | 0.00 |
| 10E510 | 3002 | 3320 | 00 | 510000 | Pre K Travel | 0.00 | 0.00 | 0.00 | 0.00 | 0.00 |
| 10E--- | 3002 | 3--- | -- | ----- | 670.00 | 0.00 | 600.15 | 0.00 | 0.00 | 69.85 |
| 10E110 | 3002 | 4100 | 00 | 110000 | PreK Comm Serv Supplies | 2,000.00 | 0.00 | 1,904.37 | 0.00 | 95.63 |
| 10E510 | 3002 | 4100 | 00 | 510000 | PreKdg. Comm Serv Supp | 0.00 | 0.00 | 0.00 | 0.00 | 0.00 |
| 10E--- | 3002 | 4--- | -- | ----- | 2,000.00 | 0.00 | 1,904.37 | 0.00 | 0.00 | 95.63 |
| 10E--- | 30-- | ---- | -- | ----- | 418,642.00 | 32,155.23 | 347,353.49 | 0.00 | 0.00 | 71,288.51 |
| 10E820 | 3220 | 4100 | 00 | 820000 | K12 Career Exploration Supplie | 0.00 | 0.00 | 0.00 | 0.00 | 0.00 |
| 10E--- | 3220 | 4--- | -- | ----- | 0.00 | 0.00 | 0.00 | 0.00 | 0.00 | 0.00 |
| 10E820 | 3220 | 5500 | 00 | 820000 | K12 Career Exploration Equip | 0.00 | 0.00 | 0.00 | 0.00 | 0.00 |
| 10E--- | 3220 | 5--- | -- | ----- | 0.00 | 0.00 | 0.00 | 0.00 | 0.00 | 0.00 |
| 10E--- | 32-- | ---- | -- | ----- | 0.00 | 0.00 | 0.00 | 0.00 | 0.00 | 0.00 |
| 10E150 | 3700 | 1100 | 00 | 150000 | SESE Flow Thru-NonPublicSpeech | 20,600.00 | 37,552.58 | 51,991.00 | 0.00 | -31,391.00 |
| 10E170 | 3700 | 1100 | 00 | 170000 | Title IV St Joe Salary | 300.00 | 0.00 | 300.00 | 0.00 | 0.00 |
| 10E340 | 3700 | 1100 | 00 | 340000 | ESSER St Joe Salary | 60.00 | 0.00 | 60.00 | 0.00 | 0.00 |
| 10E100 | 3700 | 1300 | 00 | 100000 | Title I St Joe Tutor Sal | 9,000.00 | 270.00 | 7,965.00 | 0.00 | 1,035.00 |
| 10E500 | 3700 | 1300 | 00 | 500000 | Title I St Joe Tutor Sal | 0.00 | 0.00 | 0.00 | 0.00 | 0.00 |
| 10E530 | 3700 | 1300 | 00 | 530000 | Title II St Joe Tutoring | 0.00 | 0.00 | 0.00 | 0.00 | 0.00 |
| 10E--- | 3700 | 1--- | -- | ----- | 29,960.00 | 37,822.58 | 60,316.00 | 0.00 | 0.00 | -30,356.00 |
| 10E150 | 3700 | 2110 | 00 | 150000 | SESE Flow Thru Non Public TRS | 5,000.00 | 1,629.74 | 4,920.79 | 0.00 | 79.21 |

| Account Level | | | | 2022-23 | June 2022-23 | 2022-23 | 2022-23 | Encumbered | 2022-23 | |
|---------------|------|------|----|-------------|---------------------------------|------------------|---------------|----------------|---------|-----------------|
| FDTLOC | FUNC | OBJ | SJ | Description | Budget | Monthly Activity | FYTD Activity | Batch Activity | Amount | Available Funds |
| 10E--- | 3700 | 2--- | -- | ----- | 5,000.00 | 1,629.74 | 4,920.79 | 0.00 | 0.00 | 79.21 |
| 10E500 | 3700 | 3140 | 00 | 500000 | Title I St Joe Reg | 0.00 | 0.00 | 0.00 | 0.00 | 0.00 |
| 10E100 | 3700 | 3190 | 00 | 100000 | NonPublic School Purchase Serv | 1,575.00 | 0.00 | 1,575.00 | 0.00 | 0.00 |
| 10E170 | 3700 | 3190 | 00 | 170000 | Title IV St Joe MMM Reg | 1,700.00 | 0.00 | 1,670.00 | 0.00 | 30.00 |
| 10E330 | 3700 | 3190 | 00 | 330000 | Title II St Joe Pur Serv | 4,400.00 | 0.00 | 1,485.52 | 0.00 | 2,914.48 |
| 10E340 | 3700 | 3190 | 00 | 340000 | ESSER St Joe Purchase Service | 0.00 | 0.00 | 0.00 | 0.00 | 0.00 |
| 10E500 | 3700 | 3190 | 00 | 500000 | TITLE I ST JOE PURCHASED SERV | 0.00 | 0.00 | 0.00 | 0.00 | 0.00 |
| 10E530 | 3700 | 3190 | 00 | 500000 | Title II St Joe Reg | 0.00 | 0.00 | 0.00 | 0.00 | 0.00 |
| 10E530 | 3700 | 3190 | 00 | 530000 | NonPublic School Purchase Serv | 0.00 | 0.00 | 0.00 | 0.00 | 0.00 |
| 10E570 | 3700 | 3190 | 00 | 570000 | Title IV St Joe Pur Serv | 2,000.00 | 0.00 | 1,965.00 | 0.00 | 35.00 |
| 10E100 | 3700 | 3320 | 00 | 100000 | Title I St Joe MMM | 0.00 | 0.00 | 0.00 | 0.00 | 0.00 |
| 10E150 | 3700 | 3320 | 00 | 150000 | SESE Flow Thru Mileage | 0.00 | 0.00 | 0.00 | 0.00 | 0.00 |
| 10E330 | 3700 | 3320 | 00 | 330000 | Title II St Joe MMM | 5,369.00 | 0.00 | 2,695.38 | 0.00 | 2,673.62 |
| 10E500 | 3700 | 3320 | 00 | 500000 | Title I St Joe Trav | 0.00 | 0.00 | 0.00 | 0.00 | 0.00 |
| 10E530 | 3700 | 3320 | 00 | 500000 | Title II St Joe Trav | 0.00 | 0.00 | 0.00 | 0.00 | 0.00 |
| 10E530 | 3700 | 3320 | 00 | 530000 | Title II St Joe MMM/Reg fee | 750.00 | 0.00 | 733.91 | 0.00 | 16.09 |
| 10E570 | 3700 | 3320 | 00 | 570000 | Title IV St Joe MMM | 0.00 | 0.00 | 0.00 | 0.00 | 0.00 |
| 10E--- | 3700 | 3--- | -- | ----- | 15,794.00 | 0.00 | 10,124.81 | 0.00 | 0.00 | 5,669.19 |
| 10E100 | 3700 | 4100 | 00 | 100000 | Title ST Joe | 2,532.00 | 0.00 | 1,027.67 | 0.00 | 1,504.33 |
| 10E340 | 3700 | 4100 | 00 | 340000 | ESSER St Joe Supplies | 0.00 | 0.00 | 0.00 | 0.00 | 0.00 |
| 10E370 | 3700 | 4100 | 00 | 370000 | Digital Equity - St Joe Supp | 0.00 | 0.00 | 0.00 | 0.00 | 0.00 |
| 10E530 | 3700 | 4100 | 00 | 530000 | Title II St Joe Supplies | 0.00 | 0.00 | 0.00 | 0.00 | 0.00 |
| 10E500 | 3700 | 4110 | 00 | 500000 | Title I St Joe Supp | 0.00 | 0.00 | 0.00 | 0.00 | 0.00 |
| 10E--- | 3700 | 4--- | -- | ----- | 2,532.00 | 0.00 | 1,027.67 | 0.00 | 0.00 | 1,504.33 |
| 10E--- | 37-- | ---- | -- | ----- | 53,286.00 | 39,452.32 | 76,389.27 | 0.00 | 0.00 | -23,103.27 |
| 10E370 | 3900 | 3190 | 00 | 000000 | Digital Equity-Comm Serv | 0.00 | 0.00 | 0.00 | 0.00 | 0.00 |
| 10E--- | 3900 | 3--- | -- | ----- | 0.00 | 0.00 | 0.00 | 0.00 | 0.00 | 0.00 |
| 10E--- | 39-- | ---- | -- | ----- | 0.00 | 0.00 | 0.00 | 0.00 | 0.00 | 0.00 |
| 10E150 | 4120 | 3190 | 00 | 150000 | IDEA Flow thru SESE | 650,000.00 | -10,000.00 | 587,651.01 | 0.00 | 62,348.99 |
| 10E150 | 4120 | 3190 | 01 | 150000 | IDEA Flow Thru SESE PreSchool | 40,000.00 | 0.00 | 36,667.98 | 0.00 | 3,332.02 |
| 10E343 | 4120 | 3190 | 00 | 000000 | ESSER III IDEA Flow Thru SESE | 0.00 | 0.00 | 0.00 | 0.00 | 0.00 |
| 10E343 | 4120 | 3190 | 01 | 000000 | ESSER III IDEA FlowThruSESEPreS | 0.00 | 0.00 | 0.00 | 0.00 | 0.00 |
| 10E344 | 4120 | 3190 | 00 | 344000 | ARP IDEA FLOW THRU SESE | 120,000.00 | 0.00 | 110,164.57 | 0.00 | 9,835.43 |
| 10E344 | 4120 | 3190 | 01 | 344000 | ARP IDEA FLOW THRU SESE PREK | 12,000.00 | 0.00 | 11,244.38 | 0.00 | 755.62 |
| 10E--- | 4120 | 3--- | -- | ----- | 822,000.00 | -10,000.00 | 745,727.94 | 0.00 | 0.00 | 76,272.06 |
| 10E260 | 4120 | 6700 | 00 | 260000 | Spl Ed Tuition to oth LEAS | 0.00 | 0.00 | 0.00 | 0.00 | 0.00 |
| 10E--- | 4120 | 6--- | -- | ----- | 0.00 | 0.00 | 0.00 | 0.00 | 0.00 | 0.00 |
| 10E260 | 4120 | 8120 | 00 | 260000 | Sp Ed Tuition Other Public | 0.00 | 0.00 | 0.00 | 0.00 | 0.00 |
| 10E--- | 4120 | 8--- | -- | ----- | 0.00 | 0.00 | 0.00 | 0.00 | 0.00 | 0.00 |
| 10E370 | 4160 | 3190 | 00 | 370000 | Digital Equity-Broad Band Proj | 0.00 | 0.00 | 0.00 | 0.00 | 0.00 |

| Account Level | | | | 2022-23 | June 2022-23 | 2022-23 | 2022-23 | Encumbered | 2022-23 | |
|---------------|------|------|----|---------------------------------------|---------------|------------------|---------------|----------------|---------|-----------------|
| FDTLOC | FUNC | OBJ | SJ | Description | Budget | Monthly Activity | FYTD Activity | Batch Activity | Amount | Available Funds |
| 10E--- | 4160 | 3--- | -- | ----- | 0.00 | 0.00 | 0.00 | 0.00 | 0.00 | 0.00 |
| 10E345 | 4170 | 3190 | 00 | 345000 ARP McKin Ven Dual Credit Fees | 4,000.00 | 0.00 | 431.25 | 0.00 | 0.00 | 3,568.75 |
| 10E--- | 4170 | 3--- | -- | ----- | 4,000.00 | 0.00 | 431.25 | 0.00 | 0.00 | 3,568.75 |
| 10E010 | 4190 | 6100 | 00 | 000000 SESE Debt Certificate | 408,478.00 | 0.00 | 408,478.00 | 0.00 | 0.00 | 0.00 |
| 10E--- | 4190 | 6--- | -- | ----- | 408,478.00 | 0.00 | 408,478.00 | 0.00 | 0.00 | 0.00 |
| 10E--- | 41-- | ---- | -- | ----- | 1,234,478.00 | -10,000.00 | 1,154,637.19 | 0.00 | 0.00 | 79,840.81 |
| 10E010 | 4210 | 6740 | 00 | 000000 Reg Ed Public Carbondale Tuiti | 0.00 | 0.00 | 0.00 | 0.00 | 0.00 | 0.00 |
| 10E--- | 4210 | 6--- | -- | ----- | 0.00 | 0.00 | 0.00 | 0.00 | 0.00 | 0.00 |
| 10E150 | 4220 | 3190 | 00 | 150000 IDEA Part B flow thru SESE | 0.00 | 0.00 | 0.00 | 0.00 | 0.00 | 0.00 |
| 10E150 | 4220 | 3190 | 01 | 150000 IDEA Pre School flow thru SESE | 0.00 | 0.00 | 0.00 | 0.00 | 0.00 | 0.00 |
| 10E--- | 4220 | 3--- | -- | ----- | 0.00 | 0.00 | 0.00 | 0.00 | 0.00 | 0.00 |
| 10E010 | 4220 | 6700 | 00 | 000000 Sp Ed Public SESE Tutition | 613,000.00 | 0.00 | 612,975.00 | 0.00 | 0.00 | 25.00 |
| 10E010 | 4220 | 6710 | 00 | 000000 Sp Ed Carbondale Tuition | 0.00 | 0.00 | 0.00 | 0.00 | 0.00 | 0.00 |
| 10E010 | 4220 | 6720 | 00 | 000000 Sp Ed Cunningham Tuition/Reimb | 0.00 | 0.00 | 0.00 | 0.00 | 0.00 | 0.00 |
| 10E010 | 4220 | 6740 | 00 | 000000 Carbondale HS Sp Ed | 0.00 | 0.00 | 0.00 | 0.00 | 0.00 | 0.00 |
| 10E260 | 4220 | 6780 | 00 | 000000 MACON/PIATT ROE | 0.00 | 0.00 | 0.00 | 0.00 | 0.00 | 0.00 |
| 10E010 | 4220 | 6820 | 00 | 000000 Reg Supt Of Schools Peoria | 0.00 | 0.00 | 0.00 | 0.00 | 0.00 | 0.00 |
| 10E010 | 4220 | 6840 | 00 | 000000 Carmi-White County CUSD | 0.00 | 0.00 | 0.00 | 0.00 | 0.00 | 0.00 |
| 10E--- | 4220 | 6--- | -- | ----- | 613,000.00 | 0.00 | 612,975.00 | 0.00 | 0.00 | 25.00 |
| 10E--- | 42-- | ---- | -- | ----- | 613,000.00 | 0.00 | 612,975.00 | 0.00 | 0.00 | 25.00 |
| 10E010 | 8130 | 0000 | 00 | 000000 Transfer Among Funds | 0.00 | 0.00 | 0.00 | 0.00 | 0.00 | 0.00 |
| 10E--- | 8130 | 0--- | -- | ----- | 0.00 | 0.00 | 0.00 | 0.00 | 0.00 | 0.00 |
| 10E--- | 81-- | ---- | -- | ----- | 0.00 | 0.00 | 0.00 | 0.00 | 0.00 | 0.00 |
| 1-E--- | ---- | ---- | -- | ----- | 22,541,213.00 | 1,345,254.04 | 21,562,325.47 | 3,355.04 | -588.55 | 976,121.04 |
| 20E010 | 2530 | 3140 | 00 | 000000 Honeywell Perf Contract | 0.00 | 0.00 | 0.00 | 0.00 | 0.00 | 0.00 |
| 20E010 | 2530 | 3190 | 00 | 000000 District Construct Purch Serv | 0.00 | 0.00 | 0.00 | 0.00 | 0.00 | 0.00 |
| 20E--- | 2530 | 3--- | -- | ----- | 0.00 | 0.00 | 0.00 | 0.00 | 0.00 | 0.00 |
| 20E010 | 2530 | 5200 | 00 | 000000 District Purch. Real Property | 150,500.00 | 0.00 | 150,380.53 | 0.00 | 0.00 | 119.47 |
| 20E050 | 2530 | 5310 | 00 | 000000 ERHS Building Improvement | 0.00 | 0.00 | 0.00 | 0.00 | 0.00 | 0.00 |
| 20E--- | 2530 | 5--- | -- | ----- | 150,500.00 | 0.00 | 150,380.53 | 0.00 | 0.00 | 119.47 |
| 20E010 | 2540 | 3190 | 00 | 000000 District Maint-Purch Serv/Phys | 5,000.00 | 0.00 | 4,497.32 | 0.00 | 0.00 | 502.68 |
| 20E015 | 2540 | 3190 | 00 | 000000 ELC Maintenance Agreement | 26,065.00 | 0.00 | 0.00 | 0.00 | 0.00 | 26,065.00 |
| 20E020 | 2540 | 3190 | 00 | 000000 RCES Maint Agreement | 33,000.00 | 1,668.71 | 33,994.34 | 0.00 | 0.00 | -994.34 |
| 20E030 | 2540 | 3190 | 00 | 000000 WRCS Purchase Services | 0.00 | 0.00 | 0.00 | 0.00 | 0.00 | 0.00 |
| 20E040 | 2540 | 3190 | 00 | 000000 RCMS Maint agreement | 30,000.00 | 2,563.19 | 33,011.83 | 0.00 | 0.00 | -3,011.83 |
| 20E050 | 2540 | 3190 | 00 | 000000 RCHS Purchase Services | 40,000.00 | 1,401.61 | 41,201.74 | 0.00 | 0.00 | -1,201.74 |
| 20E220 | 2540 | 3190 | 00 | 220000 IEMA Security Gr Pur Serv | 0.00 | 0.00 | 0.00 | 0.00 | 0.00 | 0.00 |
| 20E342 | 2540 | 3190 | 00 | 342000 ESSER II Building Purch Serv | 0.00 | 0.00 | 0.00 | 0.00 | 0.00 | 0.00 |
| 20E730 | 2540 | 3190 | 00 | 730000 JFF Track | 0.00 | 0.00 | 0.00 | 0.00 | 0.00 | 0.00 |
| 20E050 | 2540 | 3200 | 00 | 000000 RCHS Athletic Fld Maintenance | 5,000.00 | 1,660.00 | 3,245.00 | 0.00 | 0.00 | 1,755.00 |

| Account Level | | | | 2022-23 | June 2022-23 | 2022-23 | 2022-23 | Encumbered | 2022-23 | |
|---------------|------|------|----|-------------|------------------------------|------------------|---------------|----------------|---------|-----------------|
| FDTLOC | FUNC | OBJ | SJ | Description | Budget | Monthly Activity | FYTD Activity | Batch Activity | Amount | Available Funds |
| 20E010 | 2540 | 3210 | 00 | 000000 | District Terminx | 0.00 | 0.00 | 0.00 | 0.00 | 0.00 |
| 20E015 | 2540 | 3210 | 00 | 000000 | ELC Terminix/Trash Services | 0.00 | 0.00 | 0.00 | 0.00 | 0.00 |
| 20E020 | 2540 | 3210 | 00 | 000000 | RCES Termnx/Trash Serv | 15,000.00 | 0.00 | 12,886.86 | 0.00 | 2,113.14 |
| 20E030 | 2540 | 3210 | 00 | 000000 | WRES Termnx/Trash Serv | 0.00 | 0.00 | 0.00 | 0.00 | 0.00 |
| 20E040 | 2540 | 3210 | 00 | 000000 | RCMS Termnxs/Trash Serv | 10,000.00 | 0.00 | 9,357.26 | 0.00 | 642.74 |
| 20E050 | 2540 | 3210 | 00 | 000000 | RCHS Termnx/Trash Serv | 30,000.00 | 23.40 | 27,089.31 | 0.00 | 2,910.69 |
| 20E010 | 2540 | 3230 | 00 | 000000 | District Maint Rep/Maint | 0.00 | 0.00 | 0.00 | 0.00 | 0.00 |
| 20E015 | 2540 | 3230 | 00 | 000000 | ELC Repair/Maintenance | 0.00 | 0.00 | 0.00 | 0.00 | 0.00 |
| 20E020 | 2540 | 3230 | 00 | 000000 | RCES Repair/Maint | 500.00 | 0.00 | 0.00 | 0.00 | 500.00 |
| 20E030 | 2540 | 3230 | 00 | 000000 | WRES Rep/Maint | 0.00 | 0.00 | 0.00 | 0.00 | 0.00 |
| 20E040 | 2540 | 3230 | 00 | 000000 | RCMS Custodial Rep/Maint | 5,000.00 | 0.00 | 590.58 | 0.00 | 4,409.42 |
| 20E050 | 2540 | 3230 | 00 | 000000 | RCHS Custodial Rep/Maint | 4,000.00 | 2,693.00 | 3,209.00 | 0.00 | 791.00 |
| 20E010 | 2540 | 3250 | 00 | 000000 | District Maint Rental | 1,000.00 | 0.00 | 0.00 | 0.00 | 1,000.00 |
| 20E010 | 2540 | 3260 | 00 | 000000 | District Wide UPS/Postage | 0.00 | 0.00 | 0.00 | 0.00 | 0.00 |
| 20E010 | 2540 | 3320 | 00 | 000000 | District Maint Travel | 500.00 | 0.00 | 62.60 | 0.00 | 437.40 |
| 20E015 | 2540 | 3700 | 00 | 000000 | ELC Water/Sewer | 0.00 | 0.00 | 0.00 | 0.00 | 0.00 |
| 20E020 | 2540 | 3700 | 00 | 000000 | RCES Water/Sewer | 15,000.00 | 1,020.97 | 15,612.52 | 0.00 | -612.52 |
| 20E030 | 2540 | 3700 | 00 | 000000 | WRES Water/Sewer | 0.00 | 0.00 | 0.00 | 0.00 | 0.00 |
| 20E040 | 2540 | 3700 | 00 | 000000 | RCMS Water/Sewer | 9,000.00 | 728.11 | 8,925.56 | 0.00 | 74.44 |
| 20E050 | 2540 | 3700 | 00 | 000000 | RCHS Water/Sewer | 18,000.00 | 1,204.89 | 16,056.01 | 0.00 | 1,943.99 |
| 20E--- | 2540 | 3--- | -- | ----- | | 247,065.00 | 12,963.88 | 209,739.93 | 0.00 | 37,325.07 |
| 20E010 | 2540 | 4100 | 00 | 000000 | District Maint Supplies | 9,000.00 | 457.11 | 10,463.74 | 0.00 | -1,463.74 |
| 20E015 | 2540 | 4100 | 00 | 000000 | ELC Custodian Supplies | 0.00 | 0.00 | 0.00 | 0.00 | 0.00 |
| 20E020 | 2540 | 4100 | 00 | 000000 | RCES Cust Supp | 32,000.00 | 347.98 | 32,074.95 | 0.00 | -74.95 |
| 20E030 | 2540 | 4100 | 00 | 000000 | WRES Cust Supp | 0.00 | 0.00 | 0.00 | 0.00 | 0.00 |
| 20E040 | 2540 | 4100 | 00 | 000000 | RCMS Custodial Supplies | 25,000.00 | 213.76 | 21,956.51 | 0.00 | 3,043.49 |
| 20E050 | 2540 | 4100 | 00 | 000000 | RCHS Custodial Supplies | 75,000.00 | 364.04 | 74,988.69 | 0.00 | 11.31 |
| 20E220 | 2540 | 4100 | 00 | 220000 | IEMA Security Grant Supp | 0.00 | 0.00 | 0.00 | 0.00 | 0.00 |
| 20E050 | 2540 | 4110 | 00 | 000000 | RCHS Athletic Fld Supp | 5,000.00 | 0.00 | 4,217.39 | 0.00 | 782.61 |
| 20E010 | 2540 | 4640 | 00 | 000000 | District Maint Fuel | 4,500.00 | 4,037.05 | 4,037.05 | 0.00 | 462.95 |
| 20E--- | 2540 | 4--- | -- | ----- | | 150,500.00 | 5,419.94 | 147,738.33 | 0.00 | 2,761.67 |
| 20E010 | 2540 | 5500 | 00 | 000000 | District Maint Equip | 2,500.00 | 0.00 | 1,879.52 | 0.00 | 620.48 |
| 20E015 | 2540 | 5500 | 00 | 000000 | ELC Custodian Equipment | 0.00 | 0.00 | 0.00 | 0.00 | 0.00 |
| 20E020 | 2540 | 5500 | 00 | 000000 | RCES Cust Equipment | 3,700.00 | 1,466.82 | 5,149.57 | 0.00 | -1,449.57 |
| 20E030 | 2540 | 5500 | 00 | 000000 | WRES Bldg Equipment | 0.00 | 0.00 | 0.00 | 0.00 | 0.00 |
| 20E040 | 2540 | 5500 | 00 | 000000 | RCMS Custodial Equip | 18,000.00 | 1,089.28 | 17,589.64 | 0.00 | 410.36 |
| 20E050 | 2540 | 5500 | 00 | 000000 | RCHS Classrm Equip | 6,000.00 | 11,000.00 | 16,925.95 | 0.00 | -10,925.95 |
| 20E220 | 2540 | 5500 | 00 | 220000 | IEMA Security Grant Equip | 0.00 | 0.00 | 0.00 | 0.00 | 0.00 |
| 20E342 | 2540 | 5500 | 00 | 342000 | ESSER II Custodial Equipment | 9,225.00 | 0.00 | 9,217.28 | 0.00 | 7.72 |
| 20E--- | 2540 | 5--- | -- | ----- | | 39,425.00 | 13,556.10 | 50,761.96 | 0.00 | -11,336.96 |

| Account Level | | | | 2022-23 | June 2022-23 | 2022-23 | 2022-23 | Encumbered | 2022-23 | |
|---------------|------|------|-----------|--------------------------------|--------------|------------------|---------------|----------------|---------|-----------------|
| FDTLOC | FUNC | OBJ | SJ | Description | Budget | Monthly Activity | FYTD Activity | Batch Activity | Amount | Available Funds |
| 20E010 | 2540 | 6100 | 00 000000 | Building Lease Agreement Princ | 0.00 | 0.00 | 0.00 | 0.00 | 0.00 | 0.00 |
| 20E010 | 2540 | 6200 | 00 000000 | Building Lease Agreement Int | 0.00 | 0.00 | 0.00 | 0.00 | 0.00 | 0.00 |
| 20E--- | 2540 | 6--- | -- | | 0.00 | 0.00 | 0.00 | 0.00 | 0.00 | 0.00 |
| 20E010 | 2541 | 1110 | 00 000000 | District Maint Sal | 61,000.00 | -7,390.46 | 45,623.41 | 0.00 | 0.00 | 15,376.59 |
| 20E--- | 2541 | 1--- | -- | | 61,000.00 | -7,390.46 | 45,623.41 | 0.00 | 0.00 | 15,376.59 |
| 20E010 | 2541 | 2130 | 00 000000 | | 0.00 | 0.00 | 0.00 | 0.00 | 0.00 | 0.00 |
| 20E010 | 2541 | 2200 | 00 000000 | District Maint Ins Ben | 9,200.00 | 760.00 | 8,820.00 | 0.00 | 0.00 | 380.00 |
| 20E--- | 2541 | 2--- | -- | | 9,200.00 | 760.00 | 8,820.00 | 0.00 | 0.00 | 380.00 |
| 20E010 | 2541 | 3190 | 00 000000 | District Maint Pur Ser | 0.00 | 0.00 | 0.00 | 0.00 | 0.00 | 0.00 |
| 20E--- | 2541 | 3--- | -- | | 0.00 | 0.00 | 0.00 | 0.00 | 0.00 | 0.00 |
| 20E010 | 2541 | 4650 | 00 000000 | District Warehouse Nat Gas | 2,500.00 | 36.45 | 2,112.46 | 0.00 | 0.00 | 387.54 |
| 20E--- | 2541 | 4--- | -- | | 2,500.00 | 36.45 | 2,112.46 | 0.00 | 0.00 | 387.54 |
| 20E010 | 2541 | 5520 | 00 000000 | District Maint Truck | 0.00 | 0.00 | 0.00 | 0.00 | 0.00 | 0.00 |
| 20E--- | 2541 | 5--- | -- | | 0.00 | 0.00 | 0.00 | 0.00 | 0.00 | 0.00 |
| 20E010 | 2542 | 1110 | 00 000000 | District Summer Maint Sal | 75,000.00 | 16,757.25 | 64,904.52 | 0.00 | 0.00 | 10,095.48 |
| 20E--- | 2542 | 1--- | -- | | 75,000.00 | 16,757.25 | 64,904.52 | 0.00 | 0.00 | 10,095.48 |
| 20E010 | 2542 | 2200 | 00 000000 | Summer Maint Ins Ben | 0.00 | 0.00 | 0.00 | 0.00 | 0.00 | 0.00 |
| 20E--- | 2542 | 2--- | -- | | 0.00 | 0.00 | 0.00 | 0.00 | 0.00 | 0.00 |
| 20E010 | 2542 | 3190 | 00 000000 | District Summer Maint Pur Serv | 530,000.00 | 7,935.30 | 476,415.25 | 0.00 | 0.00 | 53,584.75 |
| 20E010 | 2542 | 3320 | 00 000000 | District Summer Maint Trav | 500.00 | 0.00 | 180.80 | 0.00 | 0.00 | 319.20 |
| 20E--- | 2542 | 3--- | -- | | 530,500.00 | 7,935.30 | 476,596.05 | 0.00 | 0.00 | 53,903.95 |
| 20E010 | 2542 | 4100 | 00 000000 | District Summer Maint Supp | 300,000.00 | 158,573.93 | 287,531.48 | 0.00 | 0.00 | 12,468.52 |
| 20E--- | 2542 | 4--- | -- | | 300,000.00 | 158,573.93 | 287,531.48 | 0.00 | 0.00 | 12,468.52 |
| 20E010 | 2542 | 5500 | 00 000000 | Sumr Maint Equipment | 15,000.00 | 0.00 | 8,591.39 | 0.00 | 0.00 | 6,408.61 |
| 20E010 | 2542 | 5510 | 00 000000 | Summer Maint Building | 0.00 | 0.00 | 0.00 | 0.00 | 0.00 | 0.00 |
| 20E--- | 2542 | 5--- | -- | | 15,000.00 | 0.00 | 8,591.39 | 0.00 | 0.00 | 6,408.61 |
| 20E--- | 25-- | ---- | -- | | 1,580,690.00 | 208,612.39 | 1,452,800.06 | 0.00 | 0.00 | 127,889.94 |
| 2-E--- | ---- | ---- | -- | | 1,580,690.00 | 208,612.39 | 1,452,800.06 | 0.00 | 0.00 | 127,889.94 |
| 30E010 | 5200 | 6200 | 00 000000 | Long Term Bond Interest | 1,550,026.00 | 0.00 | 1,550,025.90 | 0.00 | 0.00 | 0.10 |
| 30E010 | 5200 | 6250 | 00 000000 | Long Term Bond Maintenance Fee | 2,500.00 | 0.00 | 2,500.00 | 0.00 | 0.00 | 0.00 |
| 30E--- | 5200 | 6--- | -- | | 1,552,526.00 | 0.00 | 1,552,525.90 | 0.00 | 0.00 | 0.10 |
| 30E--- | 52-- | ---- | -- | | 1,552,526.00 | 0.00 | 1,552,525.90 | 0.00 | 0.00 | 0.10 |
| 30E010 | 5300 | 6100 | 00 000000 | Long Term Bond Principal | 1,200,000.00 | 0.00 | 1,199,999.98 | 0.00 | 0.00 | 0.02 |
| 30E--- | 5300 | 6--- | -- | | 1,200,000.00 | 0.00 | 1,199,999.98 | 0.00 | 0.00 | 0.02 |
| 30E--- | 53-- | ---- | -- | | 1,200,000.00 | 0.00 | 1,199,999.98 | 0.00 | 0.00 | 0.02 |
| 3-E--- | ---- | ---- | -- | | 2,752,526.00 | 0.00 | 2,752,525.88 | 0.00 | 0.00 | 0.12 |
| 40E080 | 2550 | 1100 | 00 000000 | Trans Director Salary | 0.00 | 0.00 | 0.00 | 0.00 | 0.00 | 0.00 |
| 40E080 | 2550 | 1110 | 00 000000 | Trans Mechanic/Maint Sal | 42,000.00 | -4,452.17 | 29,168.48 | 0.00 | 0.00 | 12,831.52 |
| 40E080 | 2550 | 1110 | 61 000000 | Trans Bus Drivers Sal | 400,000.00 | 10,195.45 | 355,912.79 | 0.00 | 0.00 | 44,087.21 |
| 40E080 | 2550 | 1110 | 70 000000 | Trans Sec/Supervisor Sal | 130,000.00 | 9,960.20 | 124,823.40 | 0.00 | 0.00 | 5,176.60 |

| Account Level | | | | 2022-23 | June 2022-23 | 2022-23 | 2022-23 | Encumbered | 2022-23 | |
|---------------|------|------|----|-------------|--------------|------------------|---------------|----------------|---------|-----------------|
| FDTLOC | FUNC | OBJ | SJ | Description | Budget | Monthly Activity | FYTD Activity | Batch Activity | Amount | Available Funds |
| 40E345 | 2550 | 1110 | 61 | 000000 | 400.00 | 0.00 | 370.00 | 0.00 | 0.00 | 30.00 |
| 40E610 | 2550 | 1110 | 00 | 610000 | 0.00 | 0.00 | 0.00 | 0.00 | 0.00 | 0.00 |
| 40E620 | 2550 | 1110 | 00 | 620000 | 65,000.00 | 3,862.75 | 60,825.45 | 0.00 | 0.00 | 4,174.55 |
| 40E080 | 2550 | 1200 | 00 | 000000 | 0.00 | 0.00 | 0.00 | 0.00 | 0.00 | 0.00 |
| 40E080 | 2550 | 1200 | 61 | 000000 | 0.00 | 0.00 | 0.00 | 0.00 | 0.00 | 0.00 |
| 40E620 | 2550 | 1200 | 00 | 620000 | 0.00 | 0.00 | 0.00 | 0.00 | 0.00 | 0.00 |
| 40E080 | 2550 | 1210 | 00 | 000000 | 0.00 | 1,324.44 | 13,135.71 | 0.00 | 0.00 | -13,135.71 |
| 40E080 | 2550 | 1210 | 61 | 000000 | 15,000.00 | 400.00 | 11,641.00 | 0.00 | 0.00 | 3,359.00 |
| 40E620 | 2550 | 1210 | 00 | 620000 | 15,000.00 | 83.75 | 10,457.50 | 0.00 | 0.00 | 4,542.50 |
| 40E080 | 2550 | 1310 | 00 | 000000 | 45,000.00 | 2,270.00 | 45,330.65 | 0.00 | 0.00 | -330.65 |
| 40E--- | 2550 | 1--- | -- | ----- | 712,400.00 | 23,644.42 | 651,664.98 | 0.00 | 0.00 | 60,735.02 |
| 40E080 | 2550 | 2110 | 00 | 000000 | 0.00 | 0.00 | 0.00 | 0.00 | 0.00 | 0.00 |
| 40E080 | 2550 | 2130 | 00 | 000000 | 0.00 | 0.00 | 0.00 | 0.00 | 0.00 | 0.00 |
| 40E080 | 2550 | 2130 | 61 | 000000 | 0.00 | 0.00 | 0.00 | 0.00 | 0.00 | 0.00 |
| 40E080 | 2550 | 2130 | 70 | 000000 | 0.00 | 0.00 | 0.00 | 0.00 | 0.00 | 0.00 |
| 40E620 | 2550 | 2130 | 00 | 620000 | 0.00 | 0.00 | 0.00 | 0.00 | 0.00 | 0.00 |
| 40E080 | 2550 | 2200 | 00 | 000000 | 12.00 | 0.96 | 22.28 | 0.00 | 0.00 | -10.28 |
| 40E080 | 2550 | 2200 | 61 | 000000 | 114,000.00 | 3,806.86 | 112,149.44 | 0.00 | 0.00 | 1,850.56 |
| 40E080 | 2550 | 2200 | 70 | 000000 | 9,200.00 | 760.96 | 8,831.80 | 0.00 | 0.00 | 368.20 |
| 40E620 | 2550 | 2200 | 00 | 620000 | 10,500.00 | 0.00 | 9,154.24 | 0.00 | 0.00 | 1,345.76 |
| 40E--- | 2550 | 2--- | -- | ----- | 133,712.00 | 4,568.78 | 130,157.76 | 0.00 | 0.00 | 3,554.24 |
| 40E080 | 2550 | 3140 | 00 | 000000 | 0.00 | 0.00 | 0.00 | 0.00 | 0.00 | 0.00 |
| 40E080 | 2550 | 3190 | 00 | 000000 | 7,000.00 | 592.82 | 7,262.21 | 0.00 | 0.00 | -262.21 |
| 40E620 | 2550 | 3190 | 00 | 620000 | 23,000.00 | 1,566.75 | 24,107.33 | 0.00 | 0.00 | -1,107.33 |
| 40E080 | 2550 | 3210 | 00 | 000000 | 1,700.00 | 0.00 | 1,468.01 | 0.00 | 0.00 | 231.99 |
| 40E080 | 2550 | 3220 | 00 | 000000 | 0.00 | 0.00 | 0.00 | 0.00 | 0.00 | 0.00 |
| 40E080 | 2550 | 3230 | 00 | 000000 | 45,000.00 | 1,261.95 | 40,953.15 | 0.00 | 0.00 | 4,046.85 |
| 40E080 | 2550 | 3240 | 00 | 000000 | 0.00 | 0.00 | 0.00 | 0.00 | 0.00 | 0.00 |
| 40E080 | 2550 | 3250 | 00 | 000000 | 0.00 | 0.00 | 0.00 | 0.00 | 0.00 | 0.00 |
| 40E080 | 2550 | 3260 | 00 | 000000 | 0.00 | 0.00 | 0.00 | 0.00 | 0.00 | 0.00 |
| 40E080 | 2550 | 3270 | 00 | 000000 | 1,500.00 | 0.00 | 0.00 | 0.00 | 0.00 | 1,500.00 |
| 40E080 | 2550 | 3310 | 00 | 000000 | 0.00 | 0.00 | 0.00 | 0.00 | 0.00 | 0.00 |
| 40E080 | 2550 | 3320 | 00 | 000000 | 0.00 | 0.00 | 187.33 | 0.00 | 0.00 | -187.33 |
| 40E080 | 2550 | 3390 | 00 | 000000 | 4,500.00 | 28.00 | 4,580.01 | 0.00 | 0.00 | -80.01 |
| 40E080 | 2550 | 3600 | 00 | 000000 | 1,500.00 | 0.00 | 480.81 | 0.00 | 0.00 | 1,019.19 |
| 40E080 | 2550 | 3900 | 00 | 000000 | 7,500.00 | 268.00 | 4,831.50 | 0.00 | 0.00 | 2,668.50 |
| 40E--- | 2550 | 3--- | -- | ----- | 91,700.00 | 3,717.52 | 83,870.35 | 0.00 | 0.00 | 7,829.65 |
| 40E080 | 2550 | 4100 | 00 | 000000 | 105,000.00 | 28,355.69 | 91,588.36 | 0.00 | 0.00 | 13,411.64 |
| 40E080 | 2550 | 4240 | 00 | 000000 | 250.00 | 0.00 | 0.00 | 0.00 | 0.00 | 250.00 |
| 40E080 | 2550 | 4620 | 00 | 000000 | 5,000.00 | 0.00 | 6,154.08 | 0.00 | 0.00 | -1,154.08 |

| Account Level | | | | 2022-23 | June 2022-23 | 2022-23 | 2022-23 | Encumbered | 2022-23 | |
|---------------|------|------|-----------|------------------------------|--------------|------------------|---------------|----------------|---------|-----------------|
| FDTLOC | FUNC | OBJ | SJ | Description | Budget | Monthly Activity | FYTD Activity | Batch Activity | Amount | Available Funds |
| 40E080 | 2550 | 4640 | 00 000000 | Trans Fuel | 210,000.00 | 3,434.69 | 188,198.36 | 0.00 | 0.00 | 21,801.64 |
| 40E080 | 2550 | 4700 | 00 000000 | Trans Software | 5,200.00 | 0.00 | 4,750.00 | 0.00 | 0.00 | 450.00 |
| 40E--- | 2550 | 4--- | -- ----- | | 325,450.00 | 31,790.38 | 290,690.80 | 0.00 | 0.00 | 34,759.20 |
| 40E080 | 2550 | 5500 | 00 000000 | Trans Equipment | 6,500.00 | 5,426.42 | 5,426.42 | 0.00 | 0.00 | 1,073.58 |
| 40E080 | 2550 | 5510 | 00 000000 | Trans Other Vehicle Purchase | 0.00 | 0.00 | 0.00 | 0.00 | 0.00 | 0.00 |
| 40E080 | 2550 | 5520 | 00 000000 | Trans Vehicle Purchase | 300,191.00 | 0.00 | 299,691.00 | 0.00 | 0.00 | 500.00 |
| 40E080 | 2550 | 5530 | 00 000000 | Trans Radio | 0.00 | 0.00 | 0.00 | 0.00 | 0.00 | 0.00 |
| 40E--- | 2550 | 5--- | -- ----- | | 306,691.00 | 5,426.42 | 305,117.42 | 0.00 | 0.00 | 1,573.58 |
| 40E--- | 25-- | ---- | -- ----- | | 1,569,953.00 | 69,147.52 | 1,461,501.31 | 0.00 | 0.00 | 108,451.69 |
| 40E620 | 4120 | 3310 | 00 620000 | Trans Sp Ed Out of Dist | 0.00 | 0.00 | 0.00 | 0.00 | 0.00 | 0.00 |
| 40E--- | 4120 | 3--- | -- ----- | | 0.00 | 0.00 | 0.00 | 0.00 | 0.00 | 0.00 |
| 40E--- | 41-- | ---- | -- ----- | | 0.00 | 0.00 | 0.00 | 0.00 | 0.00 | 0.00 |
| 40E080 | 5370 | 6200 | 00 000000 | Bus Lease Agreement | 0.00 | 0.00 | 0.00 | 0.00 | 0.00 | 0.00 |
| 40E--- | 5370 | 6--- | -- ----- | | 0.00 | 0.00 | 0.00 | 0.00 | 0.00 | 0.00 |
| 40E--- | 53-- | ---- | -- ----- | | 0.00 | 0.00 | 0.00 | 0.00 | 0.00 | 0.00 |
| 40E010 | 8130 | 0000 | 00 000000 | Transfer Among Funds | 0.00 | 0.00 | 0.00 | 0.00 | 0.00 | 0.00 |
| 40E--- | 8130 | 0--- | -- ----- | | 0.00 | 0.00 | 0.00 | 0.00 | 0.00 | 0.00 |
| 40E--- | 81-- | ---- | -- ----- | | 0.00 | 0.00 | 0.00 | 0.00 | 0.00 | 0.00 |
| 4-E--- | ---- | ---- | -- ----- | | 1,569,953.00 | 69,147.52 | 1,461,501.31 | 0.00 | 0.00 | 108,451.69 |
| 50E030 | 1100 | 2120 | 00 000000 | Fuel Up 60 IMRF | 0.00 | 0.00 | 0.00 | 0.00 | 0.00 | 0.00 |
| 50E070 | 1100 | 2120 | 00 000000 | 21st Century IMRF | 0.00 | 0.00 | 0.00 | 0.00 | 0.00 | 0.00 |
| 50E340 | 1100 | 2120 | 00 340000 | ESSER IMRF | 0.00 | 0.00 | 0.00 | 0.00 | 0.00 | 0.00 |
| 50E342 | 1100 | 2120 | 00 342000 | ESSER II Nursing IMRF | 0.00 | 0.00 | 0.00 | 0.00 | 0.00 | 0.00 |
| 50E343 | 1100 | 2120 | 00 000000 | ESSER III IMRF | 5,200.00 | 594.34 | 4,854.04 | 0.00 | 0.00 | 345.96 |
| 50E470 | 1100 | 2120 | 00 470000 | 21st Century IMRF | 2,500.00 | 0.00 | 1,701.12 | 0.00 | 0.00 | 798.88 |
| 50E030 | 1100 | 2130 | 00 000000 | Fuel Up 60 FICA | 0.00 | 0.00 | 0.00 | 0.00 | 0.00 | 0.00 |
| 50E060 | 1100 | 2130 | 00 000000 | Fine Arts FICA | 0.00 | 0.00 | 0.00 | 0.00 | 0.00 | 0.00 |
| 50E070 | 1100 | 2130 | 00 000000 | 21st Century FICA | 5.00 | 0.00 | 5.12 | 0.00 | 0.00 | -0.12 |
| 50E340 | 1100 | 2130 | 00 340000 | ESSER FICA | 0.00 | 0.00 | 0.00 | 0.00 | 0.00 | 0.00 |
| 50E342 | 1100 | 2130 | 00 000000 | ESSER II FICA | 0.00 | 0.00 | 0.00 | 0.00 | 0.00 | 0.00 |
| 50E343 | 1100 | 2130 | 00 000000 | ESSER III FICA | 3,500.00 | 421.63 | 3,372.97 | 0.00 | 0.00 | 127.03 |
| 50E470 | 1100 | 2130 | 00 470000 | 21st Century FICA | 4,000.00 | 0.00 | 3,255.69 | 0.00 | 0.00 | 744.31 |
| 50E030 | 1100 | 2140 | 00 000000 | Fuel Up 60 Med | 0.00 | 0.00 | 0.00 | 0.00 | 0.00 | 0.00 |
| 50E060 | 1100 | 2140 | 00 000000 | Fine Arts Medicare | 0.00 | 0.00 | 0.00 | 0.00 | 0.00 | 0.00 |
| 50E070 | 1100 | 2140 | 00 000000 | 21st Century Med | 20.00 | 0.00 | 15.90 | 0.00 | 0.00 | 4.10 |
| 50E190 | 1100 | 2140 | 00 190000 | Title VI Rural Ed Med | 0.00 | 0.00 | 0.00 | 0.00 | 0.00 | 0.00 |
| 50E340 | 1100 | 2140 | 00 000000 | ESSER Inst Medicare | 140.00 | 0.00 | 119.48 | 0.00 | 0.00 | 20.52 |
| 50E340 | 1100 | 2140 | 00 340000 | ESSER Instructions Medicare | 0.00 | 0.53 | 11.57 | 0.00 | 0.00 | -11.57 |
| 50E342 | 1100 | 2140 | 00 000000 | ESSER II Medicare | 100.00 | 6.52 | 64.87 | 0.00 | 0.00 | 35.13 |
| 50E343 | 1100 | 2140 | 00 000000 | ESSER III Inst. Medicare | 3,500.00 | 372.72 | 3,627.35 | 0.00 | 0.00 | -127.35 |

158

| Account Level | | | | 2022-23 | June 2022-23 | 2022-23 | 2022-23 | Encumbered | 2022-23 | |
|---------------|------|------|----|-------------|---------------------------|------------------|---------------|----------------|---------|-----------------|
| FDTLOC | FUNC | OBJ | SJ | Description | Budget | Monthly Activity | FYTD Activity | Batch Activity | Amount | Available Funds |
| 50E470 | 1100 | 2140 | 00 | 470000 | 21st Century Med | 3,000.00 | 20.11 | 2,159.65 | 0.00 | 840.35 |
| 50E--- | 1100 | 2--- | -- | ----- | 21,965.00 | 1,415.85 | 19,187.76 | 0.00 | 0.00 | 2,777.24 |
| 50E015 | 1105 | 2120 | 00 | 000000 | ELC IMRF | 0.00 | 0.00 | 0.00 | 0.00 | 0.00 |
| 50E015 | 1105 | 2130 | 00 | 000000 | ELC FICA | 0.00 | 0.00 | 0.00 | 0.00 | 0.00 |
| 50E015 | 1105 | 2140 | 00 | 000000 | ELC Medicare | 0.00 | 0.00 | 0.00 | 0.00 | 0.00 |
| 50E--- | 1105 | 2--- | -- | ----- | 0.00 | 0.00 | 0.00 | 0.00 | 0.00 | 0.00 |
| 50E020 | 1110 | 2120 | 00 | 000000 | RCES IMRF | 4,200.00 | 228.65 | 3,582.04 | 0.00 | 617.96 |
| 50E020 | 1110 | 2130 | 00 | 000000 | RCES FICA | 4,200.00 | 353.16 | 4,125.10 | 0.00 | 74.90 |
| 50E030 | 1110 | 2130 | 00 | 000000 | WRES FICA | 0.00 | 0.00 | 0.00 | 0.00 | 0.00 |
| 50E020 | 1110 | 2140 | 00 | 000000 | RCES Medicare | 35,000.00 | 2,742.07 | 34,489.99 | 0.00 | 510.01 |
| 50E030 | 1110 | 2140 | 00 | 000000 | WRES Medicare | 0.00 | 0.00 | 0.00 | 0.00 | 0.00 |
| 50E160 | 1110 | 2140 | 00 | 160000 | Ed Jobs Fund Med | 0.00 | 0.00 | 0.00 | 0.00 | 0.00 |
| 50E--- | 1110 | 2--- | -- | ----- | 43,400.00 | 3,323.88 | 42,197.13 | 0.00 | 0.00 | 1,202.87 |
| 50E040 | 1120 | 2120 | 00 | 000000 | RCMS IMRF | 5,500.00 | 533.20 | 5,440.85 | 0.00 | 59.15 |
| 50E160 | 1120 | 2120 | 00 | 160000 | Ed Jobs Fund IMRF | 0.00 | 0.00 | 0.00 | 0.00 | 0.00 |
| 50E040 | 1120 | 2130 | 00 | 000000 | RCMS FICA | 4,000.00 | 378.79 | 3,785.67 | 0.00 | 214.33 |
| 50E160 | 1120 | 2130 | 00 | 160000 | Ed Jobs Fund FICA | 0.00 | 0.00 | 0.00 | 0.00 | 0.00 |
| 50E040 | 1120 | 2140 | 00 | 000000 | RCMS Medicare | 21,000.00 | 1,670.96 | 20,638.68 | 0.00 | 361.32 |
| 50E160 | 1120 | 2140 | 00 | 160000 | Ed Jobs Fund Med | 0.00 | 0.00 | 0.00 | 0.00 | 0.00 |
| 50E--- | 1120 | 2--- | -- | ----- | 30,500.00 | 2,582.95 | 29,865.20 | 0.00 | 0.00 | 634.80 |
| 50E110 | 1125 | 2120 | 00 | 110000 | Pre K IMRF | 9,000.00 | 830.02 | 8,329.49 | 0.00 | 670.51 |
| 50E210 | 1125 | 2120 | 00 | 210000 | ROE Pre K IIMRF | 0.00 | 0.00 | 0.00 | 0.00 | 0.00 |
| 50E510 | 1125 | 2120 | 00 | 510000 | Pre K IMRF | 1,800.00 | 0.00 | 1,731.17 | 0.00 | 68.83 |
| 50E110 | 1125 | 2130 | 00 | 110000 | Pre K FICA | 5,500.00 | 564.38 | 5,060.03 | 0.00 | 439.97 |
| 50E210 | 1125 | 2130 | 00 | 210000 | ROE Pre K FICA | 0.00 | 0.00 | 0.00 | 0.00 | 0.00 |
| 50E510 | 1125 | 2130 | 00 | 510000 | Pre K FICA | 800.00 | 0.00 | 789.03 | 0.00 | 10.97 |
| 50E110 | 1125 | 2140 | 00 | 110000 | Pre K Medicare | 3,500.00 | 338.96 | 3,263.09 | 0.00 | 236.91 |
| 50E210 | 1125 | 2140 | 00 | 210000 | ROE Pre K Medicare | 0.00 | 0.00 | 0.00 | 0.00 | 0.00 |
| 50E510 | 1125 | 2140 | 00 | 510000 | Pre K Medicare | 800.00 | 0.00 | 784.01 | 0.00 | 15.99 |
| 50E--- | 1125 | 2--- | -- | ----- | 21,400.00 | 1,733.36 | 19,956.82 | 0.00 | 0.00 | 1,443.18 |
| 50E050 | 1130 | 2120 | 00 | 000000 | RCHS IMRF | 5,000.00 | 226.36 | 4,965.53 | 0.00 | 34.47 |
| 50E050 | 1130 | 2130 | 00 | 000000 | RCHS FICA | 3,000.00 | 160.58 | 3,257.34 | 0.00 | -257.34 |
| 50E050 | 1130 | 2140 | 00 | 000000 | RCHS Medicare | 25,000.00 | 1,980.63 | 23,560.46 | 0.00 | 1,439.54 |
| 50E160 | 1130 | 2140 | 00 | 160000 | Ed Jobs Fund Med | 0.00 | 0.00 | 0.00 | 0.00 | 0.00 |
| 50E--- | 1130 | 2--- | -- | ----- | 33,000.00 | 2,367.57 | 31,783.33 | 0.00 | 0.00 | 1,216.67 |
| 50E570 | 1140 | 2120 | 00 | 570000 | Reading Improv IMRF Prior | 0.00 | 0.00 | 0.00 | 0.00 | 0.00 |
| 50E570 | 1140 | 2130 | 00 | 570000 | Reading Improv FICA Prior | 0.00 | 0.00 | 0.00 | 0.00 | 0.00 |
| 50E--- | 1140 | 2--- | -- | ----- | 0.00 | 0.00 | 0.00 | 0.00 | 0.00 | 0.00 |
| 50E530 | 1170 | 2120 | 00 | 530000 | TITLE II IMRF | 0.00 | 0.00 | 0.00 | 0.00 | 0.00 |
| 50E530 | 1170 | 2130 | 00 | 530000 | Title II FICA | 0.00 | 0.00 | 0.00 | 0.00 | 0.00 |

| Account Level | | | | 2022-23 | June 2022-23 | 2022-23 | 2022-23 | Encumbered | 2022-23 | |
|---------------|------|------|----|-------------|-------------------------|------------------|---------------|----------------|---------|-----------------|
| FDTLOC | FUNC | OBJ | SJ | Description | Budget | Monthly Activity | FYTD Activity | Batch Activity | Amount | Available Funds |
| 50E330 | 1170 | 2140 | 00 | 330000 | Title II Teach Qual MED | 1,500.00 | 141.71 | 1,309.68 | 0.00 | 190.32 |
| 50E530 | 1170 | 2140 | 00 | 530000 | Title II Med | 170.00 | 0.00 | 167.06 | 0.00 | 2.94 |
| 50E--- | 1170 | 2--- | -- | ----- | 1,670.00 | 141.71 | 1,476.74 | 0.00 | 0.00 | 193.26 |
| 50E--- | 11-- | ---- | -- | ----- | 151,935.00 | 11,565.32 | 144,466.98 | 0.00 | 0.00 | 7,468.02 |
| 50E140 | 1203 | 2120 | 00 | 140000 | EMH Aide/Asst IMRF | 0.00 | 0.00 | 0.00 | 0.00 | 0.00 |
| 50E140 | 1203 | 2130 | 00 | 140000 | EMH Aide/Asst FICA | 0.00 | 0.00 | 0.00 | 0.00 | 0.00 |
| 50E140 | 1203 | 2140 | 00 | 140000 | EMH Medicare | 0.00 | 0.00 | 0.00 | 0.00 | 0.00 |
| 50E--- | 1203 | 2--- | -- | ----- | 0.00 | 0.00 | 0.00 | 0.00 | 0.00 | 0.00 |
| 50E140 | 1204 | 2120 | 00 | 140000 | Prsnl Aide/Ast IMRF | 22,000.00 | 1,606.15 | 21,038.76 | 0.00 | 961.24 |
| 50E140 | 1204 | 2130 | 00 | 140000 | Prsnl Aide/Ast FICA | 15,000.00 | 1,141.30 | 14,267.45 | 0.00 | 732.55 |
| 50E140 | 1204 | 2140 | 00 | 140000 | Prsnl Aide/Ast Med | 3,500.00 | 266.90 | 3,346.99 | 0.00 | 153.01 |
| 50E--- | 1204 | 2--- | -- | ----- | 40,500.00 | 3,014.35 | 38,653.20 | 0.00 | 0.00 | 1,846.80 |
| 50E140 | 1205 | 2120 | 00 | 140000 | LD Aide/Asst IMRF | 0.00 | 0.00 | 14.14 | 0.00 | -14.14 |
| 50E140 | 1205 | 2130 | 00 | 140000 | LD Aide/Asst FICA | 0.00 | 0.00 | 9.26 | 0.00 | -9.26 |
| 50E140 | 1205 | 2140 | 00 | 140000 | LD Medicare | 4,500.00 | 255.41 | 3,740.13 | 0.00 | 759.87 |
| 50E--- | 1205 | 2--- | -- | ----- | 4,500.00 | 255.41 | 3,763.53 | 0.00 | 0.00 | 736.47 |
| 50E280 | 1206 | 2120 | 00 | 280000 | Visual Aide IMRF | 0.00 | 0.00 | 0.00 | 0.00 | 0.00 |
| 50E280 | 1206 | 2130 | 00 | 280000 | Visual Aide FICA | 0.00 | 0.00 | 0.00 | 0.00 | 0.00 |
| 50E--- | 1206 | 2--- | -- | ----- | 0.00 | 0.00 | 0.00 | 0.00 | 0.00 | 0.00 |
| 50E280 | 1213 | 2130 | 00 | 280000 | Homebound FICA | 0.00 | 0.00 | 0.00 | 0.00 | 0.00 |
| 50E280 | 1213 | 2140 | 00 | 280000 | Homebound Medicare | 500.00 | 32.97 | 268.26 | 0.00 | 231.74 |
| 50E--- | 1213 | 2--- | -- | ----- | 500.00 | 32.97 | 268.26 | 0.00 | 0.00 | 231.74 |
| 50E140 | 1216 | 2120 | 00 | 140000 | Autism IMRF | 0.00 | 0.00 | 0.00 | 0.00 | 0.00 |
| 50E280 | 1216 | 2120 | 00 | 280000 | Autism IMRF | 2,700.00 | 150.80 | 2,561.44 | 0.00 | 138.56 |
| 50E140 | 1216 | 2130 | 00 | 140000 | Autism FICA | 0.00 | 0.00 | 0.00 | 0.00 | 0.00 |
| 50E280 | 1216 | 2130 | 00 | 280000 | Autism FICA | 2,000.00 | 104.96 | 1,669.54 | 0.00 | 330.46 |
| 50E140 | 1216 | 2140 | 00 | 140000 | Autism Med | 0.00 | 0.00 | 0.00 | 0.00 | 0.00 |
| 50E280 | 1216 | 2140 | 00 | 280000 | Autism Med | 500.00 | 24.54 | 390.46 | 0.00 | 109.54 |
| 50E--- | 1216 | 2--- | -- | ----- | 5,200.00 | 280.30 | 4,621.44 | 0.00 | 0.00 | 578.56 |
| 50E140 | 1220 | 2120 | 00 | 140000 | EMH/LD Aide/Asst IMRF | 27,000.00 | 1,220.30 | 26,243.85 | 0.00 | 756.15 |
| 50E140 | 1220 | 2130 | 00 | 140000 | EMH/LD Aide/Asst FICA | 11,000.00 | 841.54 | 10,034.36 | 0.00 | 965.64 |
| 50E140 | 1220 | 2140 | 00 | 140000 | EMH/LD Medicare | 11,000.00 | 870.27 | 10,448.30 | 0.00 | 551.70 |
| 50E--- | 1220 | 2--- | -- | ----- | 49,000.00 | 2,932.11 | 46,726.51 | 0.00 | 0.00 | 2,273.49 |
| 50E100 | 1250 | 2120 | 00 | 100000 | Title I IMRF | 67,000.00 | 16,753.38 | 79,488.45 | 0.00 | -12,488.45 |
| 50E500 | 1250 | 2120 | 00 | 500000 | Title I IMRF Prior | 6,000.00 | 0.00 | 5,822.40 | 0.00 | 177.60 |
| 50E100 | 1250 | 2130 | 00 | 100000 | Title I FICA | 20,000.00 | 2,113.70 | 20,019.31 | 0.00 | -19.31 |
| 50E500 | 1250 | 2130 | 00 | 500000 | Title I FICA Prior | 3,200.00 | 0.00 | 3,168.77 | 0.00 | 31.23 |
| 50E100 | 1250 | 2140 | 00 | 100000 | Title I Medicare | 6,000.00 | 766.54 | 5,902.34 | 0.00 | 97.66 |
| 50E500 | 1250 | 2140 | 00 | 500000 | Title I Medicare Prior | 1,215.00 | 0.00 | 1,214.88 | 0.00 | 0.12 |
| 50E--- | 1250 | 2--- | -- | ----- | 103,415.00 | 19,633.62 | 115,616.15 | 0.00 | 0.00 | -12,201.15 |

| Account Level | | | | 2022-23 | June 2022-23 | 2022-23 | 2022-23 | Encumbered | 2022-23 | |
|---------------|------|------|----|-------------|--------------------------|------------------|---------------|----------------|---------|-----------------|
| FDTLOC | FUNC | OBJ | SJ | Description | Budget | Monthly Activity | FYTD Activity | Batch Activity | Amount | Available Funds |
| 50E360 | 1275 | 2120 | 00 | 360000 | Jump Start IMRF | 0.00 | 0.00 | 0.00 | 0.00 | 0.00 |
| 50E360 | 1275 | 2130 | 00 | 360000 | Jump Start FICA | 0.00 | 0.00 | 0.00 | 0.00 | 0.00 |
| 50E360 | 1275 | 2140 | 00 | 360000 | Jump Start Medicare | 0.00 | 0.00 | 0.00 | 0.00 | 0.00 |
| 50E--- | 1275 | 2--- | -- | ----- | 0.00 | 0.00 | 0.00 | 0.00 | 0.00 | 0.00 |
| 50E--- | 12-- | ---- | -- | ----- | 203,115.00 | 26,148.76 | 209,649.09 | 0.00 | 0.00 | -6,534.09 |
| 50E050 | 1400 | 2120 | 00 | 000000 | RCHS Voc TA IMRF | 0.00 | 0.00 | 0.00 | 0.00 | 0.00 |
| 50E390 | 1400 | 2120 | 00 | 390000 | Voc Tutor IMRF | 0.00 | 0.00 | 0.00 | 0.00 | 0.00 |
| 50E050 | 1400 | 2130 | 00 | 000000 | RCHS BT/Voc FICA | 750.00 | 0.00 | 104.45 | 0.00 | 645.55 |
| 50E390 | 1400 | 2130 | 00 | 390000 | Voc Tutor FICA | 0.00 | 0.00 | 0.00 | 0.00 | 0.00 |
| 50E050 | 1400 | 2140 | 00 | 000000 | RCHS Voc Medicare | 9,000.00 | 687.48 | 8,589.08 | 0.00 | 410.92 |
| 50E390 | 1400 | 2140 | 00 | 390000 | Voc Tutor Med | 100.00 | 2.68 | 84.71 | 0.00 | 15.29 |
| 50E480 | 1400 | 2140 | 00 | 480000 | Ag 3 Circles Med | 350.00 | 38.23 | 154.34 | 0.00 | 195.66 |
| 50E490 | 1400 | 2140 | 00 | 490000 | Ag Incent Med | 0.00 | 0.00 | 0.00 | 0.00 | 0.00 |
| 50E--- | 1400 | 2--- | -- | ----- | 10,200.00 | 728.39 | 8,932.58 | 0.00 | 0.00 | 1,267.42 |
| 50E410 | 1459 | 2120 | 00 | 410000 | JROTC Instructor IMRF | 8,000.00 | 599.74 | 7,577.83 | 0.00 | 422.17 |
| 50E410 | 1459 | 2130 | 00 | 410000 | JROTC Instructor FICA | 5,500.00 | 424.80 | 5,019.12 | 0.00 | 480.88 |
| 50E410 | 1459 | 2140 | 00 | 410000 | JROTC Instructor Med | 1,200.00 | 99.36 | 1,173.89 | 0.00 | 26.11 |
| 50E--- | 1459 | 2--- | -- | ----- | 14,700.00 | 1,123.90 | 13,770.84 | 0.00 | 0.00 | 929.16 |
| 50E--- | 14-- | ---- | -- | ----- | 24,900.00 | 1,852.29 | 22,703.42 | 0.00 | 0.00 | 2,196.58 |
| 50E050 | 1500 | 2120 | 00 | 000000 | RCHS AD IMRF | 50.00 | 0.00 | 35.43 | 0.00 | 14.57 |
| 50E050 | 1500 | 2130 | 00 | 000000 | RCHS AD FICA | 25.00 | 0.00 | 17.03 | 0.00 | 7.97 |
| 50E050 | 1500 | 2140 | 00 | 000000 | RCHS A D Medicare | 150.00 | 5.86 | 91.85 | 0.00 | 58.15 |
| 50E--- | 1500 | 2--- | -- | ----- | 225.00 | 5.86 | 144.31 | 0.00 | 0.00 | 80.69 |
| 50E050 | 1505 | 2140 | 00 | 000000 | RCHS FBLA Spon Med | 35.00 | 2.56 | 32.82 | 0.00 | 2.18 |
| 50E--- | 1505 | 2--- | -- | ----- | 35.00 | 2.56 | 32.82 | 0.00 | 0.00 | 2.18 |
| 50E050 | 1509 | 2140 | 00 | 000000 | RCHS Pep Club Med | 80.00 | 0.00 | 76.98 | 0.00 | 3.02 |
| 50E--- | 1509 | 2--- | -- | ----- | 80.00 | 0.00 | 76.98 | 0.00 | 0.00 | 3.02 |
| 50E050 | 1510 | 2120 | 00 | 000000 | RCHS Cheerldr Spons IMRF | 300.00 | 0.00 | 300.01 | 0.00 | -0.01 |
| 50E050 | 1510 | 2130 | 00 | 000000 | RCHS Cheerldr Spons FICA | 250.00 | 0.00 | 204.29 | 0.00 | 45.71 |
| 50E050 | 1510 | 2140 | 00 | 000000 | RCHS Cheerldr Spons Medi | 100.00 | 0.00 | 82.78 | 0.00 | 17.22 |
| 50E--- | 1510 | 2--- | -- | ----- | 650.00 | 0.00 | 587.08 | 0.00 | 0.00 | 62.92 |
| 50E050 | 1511 | 2130 | 00 | 000000 | HS Golf FICA | 35.00 | 0.00 | 24.80 | 0.00 | 10.20 |
| 50E050 | 1511 | 2140 | 00 | 000000 | RCHS Golf Medicare | 85.00 | 0.00 | 80.12 | 0.00 | 4.88 |
| 50E--- | 1511 | 2--- | -- | ----- | 120.00 | 0.00 | 104.92 | 0.00 | 0.00 | 15.08 |
| 50E050 | 1512 | 2120 | 00 | 000000 | RCHS X-Country IMRF | 0.00 | 0.00 | 0.00 | 0.00 | 0.00 |
| 50E050 | 1512 | 2130 | 00 | 000000 | RCHS X Country FICA | 0.00 | 0.00 | 2.79 | 0.00 | -2.79 |
| 50E050 | 1512 | 2140 | 00 | 000000 | RCHS X Country Medicare | 125.00 | 0.00 | 117.89 | 0.00 | 7.11 |
| 50E--- | 1512 | 2--- | -- | ----- | 125.00 | 0.00 | 120.68 | 0.00 | 0.00 | 4.32 |
| 50E050 | 1513 | 2120 | 00 | 000000 | RCHS Dance IMRF | 0.00 | 0.00 | 0.00 | 0.00 | 0.00 |
| 50E050 | 1513 | 2130 | 00 | 000000 | RCHS Dance Team FICA | 0.00 | 0.00 | 0.00 | 0.00 | 0.00 |

| Account Level | | | | | 2022-23 | June 2022-23 | 2022-23 | 2022-23 | Encumbered | 2022-23 |
|---------------|------|------|-----------|-------------------------------|----------|------------------|---------------|----------------|------------|-----------------|
| FDTLOC | FUNC | OBJ | SJ | Description | Budget | Monthly Activity | FYTD Activity | Batch Activity | Amount | Available Funds |
| 50E050 | 1513 | 2140 | 00 000000 | RCHS Dance Med | 0.00 | 0.00 | 0.00 | 0.00 | 0.00 | 0.00 |
| 50E--- | 1513 | 2--- | -- ----- | | 0.00 | 0.00 | 0.00 | 0.00 | 0.00 | 0.00 |
| 50E050 | 1520 | 2130 | 00 000000 | RCHS Girls Tennis FICA | 275.00 | 0.00 | 274.38 | 0.00 | 0.00 | 0.62 |
| 50E050 | 1520 | 2140 | 00 000000 | RCHS Girls Tennis Medicare | 70.00 | 0.00 | 70.47 | 0.00 | 0.00 | -0.47 |
| 50E--- | 1520 | 2--- | -- ----- | | 345.00 | 0.00 | 344.85 | 0.00 | 0.00 | 0.15 |
| 50E050 | 1521 | 2120 | 00 000000 | RCHS Volleyball Wkrs IMRF | 25.00 | 0.00 | 0.00 | 0.00 | 0.00 | 25.00 |
| 50E050 | 1521 | 2130 | 00 000000 | RCHS Volleyball Wkrs FICA | 250.00 | 0.00 | 243.81 | 0.00 | 0.00 | 6.19 |
| 50E050 | 1521 | 2140 | 00 000000 | RCHS Volleyball Medi | 150.00 | 0.00 | 114.12 | 0.00 | 0.00 | 35.88 |
| 50E--- | 1521 | 2--- | -- ----- | | 425.00 | 0.00 | 357.93 | 0.00 | 0.00 | 67.07 |
| 50E050 | 1522 | 2120 | 00 000000 | RCHS Girls Basketball IMRF | 50.00 | 0.00 | 18.48 | 0.00 | 0.00 | 31.52 |
| 50E050 | 1522 | 2130 | 00 000000 | RCHS Grls Basketball Wkr FICA | 125.00 | 0.00 | 81.67 | 0.00 | 0.00 | 43.33 |
| 50E050 | 1522 | 2140 | 00 000000 | RCHS Grls Basketballl Cch Med | 250.00 | 0.00 | 230.33 | 0.00 | 0.00 | 19.67 |
| 50E--- | 1522 | 2--- | -- ----- | | 425.00 | 0.00 | 330.48 | 0.00 | 0.00 | 94.52 |
| 50E050 | 1523 | 2120 | 00 000000 | RCHS Girls Track IMRF | 0.00 | 5.51 | 13.38 | 0.00 | 0.00 | -13.38 |
| 50E050 | 1523 | 2130 | 00 000000 | RCHS Girls Track FICA | 430.00 | 433.92 | 462.34 | 0.00 | 0.00 | -32.34 |
| 50E050 | 1523 | 2140 | 00 000000 | RCHS Girls Track Medicare | 225.00 | 101.48 | 178.62 | 0.00 | 0.00 | 46.38 |
| 50E--- | 1523 | 2--- | -- ----- | | 655.00 | 540.91 | 654.34 | 0.00 | 0.00 | 0.66 |
| 50E050 | 1524 | 2120 | 00 000000 | RCHS Girls Softball IMRF | 0.00 | 0.00 | 0.00 | 0.00 | 0.00 | 0.00 |
| 50E050 | 1524 | 2130 | 00 000000 | RCHS Girls Softball FICA | 60.00 | 0.00 | 0.00 | 0.00 | 0.00 | 60.00 |
| 50E050 | 1524 | 2140 | 00 000000 | RCHS Girls Softball Medicare | 200.00 | 0.00 | 149.69 | 0.00 | 0.00 | 50.31 |
| 50E--- | 1524 | 2--- | -- ----- | | 260.00 | 0.00 | 149.69 | 0.00 | 0.00 | 110.31 |
| 50E050 | 1525 | 2120 | 00 000000 | RCHS Girls Soccer IMRF | 0.00 | 0.00 | 0.00 | 0.00 | 0.00 | 0.00 |
| 50E050 | 1525 | 2130 | 00 000000 | RCHS Girls Soccer FICA | 500.00 | 0.00 | 486.41 | 0.00 | 0.00 | 13.59 |
| 50E050 | 1525 | 2140 | 00 000000 | RCHS Girls Soccer Med | 125.00 | 0.00 | 113.76 | 0.00 | 0.00 | 11.24 |
| 50E--- | 1525 | 2--- | -- ----- | | 625.00 | 0.00 | 600.17 | 0.00 | 0.00 | 24.83 |
| 50E050 | 1530 | 2130 | 00 000000 | RCHS Boys Tennis FICA | 350.00 | 0.00 | 349.21 | 0.00 | 0.00 | 0.79 |
| 50E050 | 1530 | 2140 | 00 000000 | RCHS Boys Tennis Cch Med | 85.00 | 0.00 | 81.67 | 0.00 | 0.00 | 3.33 |
| 50E--- | 1530 | 2--- | -- ----- | | 435.00 | 0.00 | 430.88 | 0.00 | 0.00 | 4.12 |
| 50E050 | 1531 | 2120 | 00 000000 | RCHS Football IMRF | 100.00 | 0.00 | 54.54 | 0.00 | 0.00 | 45.46 |
| 50E050 | 1531 | 2130 | 00 000000 | RCHS Football FICA | 750.00 | 0.00 | 796.86 | 0.00 | 0.00 | -46.86 |
| 50E050 | 1531 | 2140 | 00 000000 | RCHS Football Coach Medicare | 500.00 | 0.00 | 427.84 | 0.00 | 0.00 | 72.16 |
| 50E--- | 1531 | 2--- | -- ----- | | 1,350.00 | 0.00 | 1,279.24 | 0.00 | 0.00 | 70.76 |
| 50E050 | 1532 | 2120 | 00 000000 | RCHS Boys Basketball IMRF | 150.00 | 117.99 | 198.73 | 0.00 | 0.00 | -48.73 |
| 50E050 | 1532 | 2130 | 00 000000 | RCHS Boys Basketball FICA | 250.00 | 78.75 | 247.67 | 0.00 | 0.00 | 2.33 |
| 50E050 | 1532 | 2140 | 00 000000 | RCHS Boys Basketball Medicare | 300.00 | 18.42 | 239.14 | 0.00 | 0.00 | 60.86 |
| 50E--- | 1532 | 2--- | -- ----- | | 700.00 | 215.16 | 685.54 | 0.00 | 0.00 | 14.46 |
| 50E050 | 1533 | 2120 | 00 000000 | RCHS Boys Track IMRF | 50.00 | 0.00 | 3.54 | 0.00 | 0.00 | 46.46 |
| 50E050 | 1533 | 2130 | 00 000000 | RCHS Boys Track FICA | 120.00 | 0.00 | 129.71 | 0.00 | 0.00 | -9.71 |
| 50E050 | 1533 | 2140 | 00 000000 | RCHS Boys Track Medicare | 300.00 | 144.24 | 274.38 | 0.00 | 0.00 | 25.62 |
| 50E--- | 1533 | 2--- | -- ----- | | 470.00 | 144.24 | 407.63 | 0.00 | 0.00 | 62.37 |

| Account Level | | | | 2022-23 | June 2022-23 | 2022-23 | 2022-23 | Encumbered | 2022-23 | |
|---------------|------|------|-----------|--------------------------------|--------------|------------------|---------------|----------------|---------|-----------------|
| FDTLOC | FUNC | OBJ | SJ | Description | Budget | Monthly Activity | FYTD Activity | Batch Activity | Amount | Available Funds |
| 50E050 | 1534 | 2120 | 00 000000 | RCHS Boys Baseball IMRF | 0.00 | 0.00 | 17.70 | 0.00 | 0.00 | -17.70 |
| 50E050 | 1534 | 2130 | 00 000000 | RCHS Boys Baseball FICA | 50.00 | 0.00 | 40.18 | 0.00 | 0.00 | 9.82 |
| 50E050 | 1534 | 2140 | 00 000000 | RCHS Boys Baseball Med | 150.00 | 0.00 | 135.87 | 0.00 | 0.00 | 14.13 |
| 50E--- | 1534 | 2--- | -- ----- | | 200.00 | 0.00 | 193.75 | 0.00 | 0.00 | 6.25 |
| 50E050 | 1536 | 2130 | 00 000000 | RCHS Soccer Coach FICA | 600.00 | 0.00 | 586.18 | 0.00 | 0.00 | 13.82 |
| 50E050 | 1536 | 2140 | 00 000000 | RCHS Soccer Coach Med | 150.00 | 0.00 | 137.09 | 0.00 | 0.00 | 12.91 |
| 50E--- | 1536 | 2--- | -- ----- | | 750.00 | 0.00 | 723.27 | 0.00 | 0.00 | 26.73 |
| 50E050 | 1537 | 2130 | 00 000000 | HS Bass Fishing FICA | 150.00 | 0.00 | 149.66 | 0.00 | 0.00 | 0.34 |
| 50E050 | 1537 | 2140 | 00 000000 | HS Bass Fishing Medicare | 35.00 | 0.00 | 35.00 | 0.00 | 0.00 | 0.00 |
| 50E--- | 1537 | 2--- | -- ----- | | 185.00 | 0.00 | 184.66 | 0.00 | 0.00 | 0.34 |
| 50E040 | 1540 | 2130 | 00 000000 | RCMS AD FICA | 0.00 | 0.00 | 0.00 | 0.00 | 0.00 | 0.00 |
| 50E040 | 1540 | 2140 | 00 000000 | RCMS AD Med | 75.00 | 5.26 | 62.80 | 0.00 | 0.00 | 12.20 |
| 50E--- | 1540 | 2--- | -- ----- | | 75.00 | 5.26 | 62.80 | 0.00 | 0.00 | 12.20 |
| 50E040 | 1550 | 2130 | 00 000000 | RCMS Chrlldr Spons FICA | 275.00 | 0.00 | 249.44 | 0.00 | 0.00 | 25.56 |
| 50E040 | 1550 | 2140 | 00 000000 | RCMS Cheerleader Medicare | 70.00 | 0.00 | 58.34 | 0.00 | 0.00 | 11.66 |
| 50E--- | 1550 | 2--- | -- ----- | | 345.00 | 0.00 | 307.78 | 0.00 | 0.00 | 37.22 |
| 50E040 | 1551 | 2120 | 00 000000 | RCMS X-Country IMRF | 0.00 | 0.00 | 0.00 | 0.00 | 0.00 | 0.00 |
| 50E040 | 1551 | 2130 | 00 000000 | RCMS X-Country FICA | 60.00 | 0.00 | 46.88 | 0.00 | 0.00 | 13.12 |
| 50E040 | 1551 | 2140 | 00 000000 | RCMS X-Country Medicare | 60.00 | 0.00 | 68.97 | 0.00 | 0.00 | -8.97 |
| 50E--- | 1551 | 2--- | -- ----- | | 120.00 | 0.00 | 115.85 | 0.00 | 0.00 | 4.15 |
| 50E040 | 1552 | 2140 | 00 000000 | RCMS Baseball Medicare | 50.00 | 0.00 | 31.77 | 0.00 | 0.00 | 18.23 |
| 50E--- | 1552 | 2--- | -- ----- | | 50.00 | 0.00 | 31.77 | 0.00 | 0.00 | 18.23 |
| 50E040 | 1553 | 2140 | 00 000000 | RCMS Softball Medicare | 50.00 | 0.00 | 32.55 | 0.00 | 0.00 | 17.45 |
| 50E--- | 1553 | 2--- | -- ----- | | 50.00 | 0.00 | 32.55 | 0.00 | 0.00 | 17.45 |
| 50E040 | 1560 | 2120 | 00 000000 | RCMS Girls Basketball IMRF | 250.00 | 0.00 | 77.59 | 0.00 | 0.00 | 172.41 |
| 50E040 | 1560 | 2130 | 00 000000 | RCMS Girls Basketball FICA | 250.00 | 0.00 | -404.62 | 0.00 | 0.00 | 654.62 |
| 50E040 | 1560 | 2140 | 00 000000 | RCMS Girls Basketball Medicare | 125.00 | 0.00 | 123.57 | 0.00 | 0.00 | 1.43 |
| 50E--- | 1560 | 2--- | -- ----- | | 625.00 | 0.00 | -203.46 | 0.00 | 0.00 | 828.46 |
| 50E040 | 1561 | 2120 | 00 000000 | RCMS Volleyball Workers IMRF | 0.00 | 0.00 | 3.15 | 0.00 | 0.00 | -3.15 |
| 50E040 | 1561 | 2130 | 00 000000 | RCMS Volleyball Workers FICA | 250.00 | 0.00 | 56.33 | 0.00 | 0.00 | 193.67 |
| 50E040 | 1561 | 2140 | 00 000000 | RCMS Volleyball Medicare | 100.00 | 0.00 | 99.17 | 0.00 | 0.00 | 0.83 |
| 50E--- | 1561 | 2--- | -- ----- | | 350.00 | 0.00 | 158.65 | 0.00 | 0.00 | 191.35 |
| 50E040 | 1562 | 2120 | 00 000000 | RCMS Girls Track IMRF | 50.00 | 0.00 | 3.15 | 0.00 | 0.00 | 46.85 |
| 50E040 | 1562 | 2130 | 00 000000 | RCMS Girls Track FICA | 225.00 | 0.00 | 133.81 | 0.00 | 0.00 | 91.19 |
| 50E040 | 1562 | 2140 | 00 000000 | RCMS Girls Track Med | 200.00 | 0.00 | 55.76 | 0.00 | 0.00 | 144.24 |
| 50E--- | 1562 | 2--- | -- ----- | | 475.00 | 0.00 | 192.72 | 0.00 | 0.00 | 282.28 |
| 50E040 | 1563 | 2120 | 00 000000 | RCMS 6th Girls Basketball IMRF | 15.00 | 0.00 | 10.62 | 0.00 | 0.00 | 4.38 |
| 50E040 | 1563 | 2130 | 00 000000 | RCMS 6th Girls Basketball FICA | 180.00 | 0.00 | 178.14 | 0.00 | 0.00 | 1.86 |
| 50E040 | 1563 | 2140 | 00 000000 | RCMS 6th Girls Basktb Medicare | 50.00 | 0.00 | 42.10 | 0.00 | 0.00 | 7.90 |
| 50E--- | 1563 | 2--- | -- ----- | | 245.00 | 0.00 | 230.86 | 0.00 | 0.00 | 14.14 |

163

| Account Level | | | | 2022-23 | June 2022-23 | 2022-23 | 2022-23 | Encumbered | 2022-23 | |
|---------------|------|------|-----------|--------------------------------|--------------|------------------|---------------|----------------|---------|-----------------|
| FDTLOC | FUNC | OBJ | SJ | Description | Budget | Monthly Activity | FYTD Activity | Batch Activity | Amount | Available Funds |
| 50E040 | 1564 | 2120 | 00 000000 | RCMS 6th Boys Basketball IMRF | 20.00 | 0.00 | 18.10 | 0.00 | 0.00 | 1.90 |
| 50E040 | 1564 | 2130 | 00 000000 | RCMS 6th Boys Basketball FICA | 205.00 | 0.00 | 203.80 | 0.00 | 0.00 | 1.20 |
| 50E040 | 1564 | 2140 | 00 000000 | RCMS 6th Boy Basketbl Medicare | 50.00 | 0.00 | 48.93 | 0.00 | 0.00 | 1.07 |
| 50E--- | 1564 | 2--- | -- ----- | | 275.00 | 0.00 | 270.83 | 0.00 | 0.00 | 4.17 |
| 50E040 | 1570 | 2120 | 00 000000 | RCMS Boys Basketball IMRF | 500.00 | 0.00 | 52.98 | 0.00 | 0.00 | 447.02 |
| 50E040 | 1570 | 2130 | 00 000000 | RCMS Boys Basketball FICA | 500.00 | 0.00 | 528.39 | 0.00 | 0.00 | -28.39 |
| 50E040 | 1570 | 2140 | 00 000000 | RCMS Boys Basketball Medicare | 150.00 | 0.00 | 126.95 | 0.00 | 0.00 | 23.05 |
| 50E--- | 1570 | 2--- | -- ----- | | 1,150.00 | 0.00 | 708.32 | 0.00 | 0.00 | 441.68 |
| 50E040 | 1571 | 2120 | 00 000000 | RCMS Boys Track IMRF | 50.00 | 0.00 | 2.75 | 0.00 | 0.00 | 47.25 |
| 50E040 | 1571 | 2130 | 00 000000 | RCMS Boys Track FICA | 500.00 | 0.00 | 294.85 | 0.00 | 0.00 | 205.15 |
| 50E040 | 1571 | 2140 | 00 000000 | RCMS Boys Track Medicare | 125.00 | 0.00 | 69.60 | 0.00 | 0.00 | 55.40 |
| 50E--- | 1571 | 2--- | -- ----- | | 675.00 | 0.00 | 367.20 | 0.00 | 0.00 | 307.80 |
| 50E050 | 1572 | 2120 | 00 000000 | RCHS Wrestling IMRF | 50.00 | 0.00 | 12.98 | 0.00 | 0.00 | 37.02 |
| 50E050 | 1572 | 2130 | 00 000000 | RCHS Wrestling Workers FICA | 500.00 | 0.00 | 419.76 | 0.00 | 0.00 | 80.24 |
| 50E050 | 1572 | 2140 | 00 000000 | RCHS Wrestling Medicare | 100.00 | 0.00 | 98.16 | 0.00 | 0.00 | 1.84 |
| 50E--- | 1572 | 2--- | -- ----- | | 650.00 | 0.00 | 530.90 | 0.00 | 0.00 | 119.10 |
| 50E040 | 1575 | 2140 | 00 000000 | RCMS Yearbook Sponsor Med | 50.00 | 3.08 | 38.48 | 0.00 | 0.00 | 11.52 |
| 50E--- | 1575 | 2--- | -- ----- | | 50.00 | 3.08 | 38.48 | 0.00 | 0.00 | 11.52 |
| 50E040 | 1576 | 2140 | 00 000000 | RCMS Student Council Med | 25.00 | 1.60 | 18.74 | 0.00 | 0.00 | 6.26 |
| 50E--- | 1576 | 2--- | -- ----- | | 25.00 | 1.60 | 18.74 | 0.00 | 0.00 | 6.26 |
| 50E050 | 1580 | 2130 | 00 000000 | RCHS Scholar Bowl FICA | 0.00 | 0.00 | 0.00 | 0.00 | 0.00 | 0.00 |
| 50E050 | 1580 | 2140 | 00 000000 | RCHS Scholastic Bowl Med | 100.00 | 0.00 | 67.32 | 0.00 | 0.00 | 32.68 |
| 50E--- | 1580 | 2--- | -- ----- | | 100.00 | 0.00 | 67.32 | 0.00 | 0.00 | 32.68 |
| 50E050 | 1581 | 2130 | 00 000000 | HS Play FICA | 50.00 | 0.00 | 0.00 | 0.00 | 0.00 | 50.00 |
| 50E050 | 1581 | 2140 | 00 000000 | HS Play Medicare | 100.00 | 41.00 | 41.00 | 0.00 | 0.00 | 59.00 |
| 50E--- | 1581 | 2--- | -- ----- | | 150.00 | 41.00 | 41.00 | 0.00 | 0.00 | 109.00 |
| 50E050 | 1582 | 2130 | 00 000000 | HS Musical FICA | 150.00 | 0.00 | 136.19 | 0.00 | 0.00 | 13.81 |
| 50E050 | 1582 | 2140 | 00 000000 | RCHS Musical Spons Med | 225.00 | 0.00 | 204.11 | 0.00 | 0.00 | 20.89 |
| 50E--- | 1582 | 2--- | -- ----- | | 375.00 | 0.00 | 340.30 | 0.00 | 0.00 | 34.70 |
| 50E050 | 1583 | 2130 | 00 000000 | RCHS Marching Band Dir FICA | 100.00 | 0.00 | 82.46 | 0.00 | 0.00 | 17.54 |
| 50E050 | 1583 | 2140 | 00 000000 | RCHS Marching Band Dir Med | 200.00 | 9.42 | 180.51 | 0.00 | 0.00 | 19.49 |
| 50E--- | 1583 | 2--- | -- ----- | | 300.00 | 9.42 | 262.97 | 0.00 | 0.00 | 37.03 |
| 50E050 | 1584 | 2140 | 00 000000 | RCHS Chorus Sponsor Med | 0.00 | 0.00 | 0.00 | 0.00 | 0.00 | 0.00 |
| 50E--- | 1584 | 2--- | -- ----- | | 0.00 | 0.00 | 0.00 | 0.00 | 0.00 | 0.00 |
| 50E050 | 1585 | 2140 | 00 000000 | RCHS Jr Class Sponsor Med | 100.00 | 7.13 | 80.32 | 0.00 | 0.00 | 19.68 |
| 50E--- | 1585 | 2--- | -- ----- | | 100.00 | 7.13 | 80.32 | 0.00 | 0.00 | 19.68 |
| 50E050 | 1586 | 2140 | 00 000000 | RCHS Yearbook Sponsor Medicare | 40.00 | 3.08 | 37.81 | 0.00 | 0.00 | 2.19 |
| 50E--- | 1586 | 2--- | -- ----- | | 40.00 | 3.08 | 37.81 | 0.00 | 0.00 | 2.19 |
| 50E050 | 1588 | 2120 | 00 000000 | RCHS X-Curr Sprvsn IMRF | 25.00 | 0.00 | 0.00 | 0.00 | 0.00 | 25.00 |
| 50E050 | 1588 | 2130 | 00 000000 | RCHS X-Curr Sprvsn FICA | 25.00 | 0.00 | 0.00 | 0.00 | 0.00 | 25.00 |

164

| Account Level | | | | 2022-23 | June 2022-23 | 2022-23 | 2022-23 | Encumbered | 2022-23 | |
|---------------|------|------|-----------|-------------------------------|--------------|------------------|---------------|----------------|---------|-----------------|
| FDTLOC | FUNC | OBJ | SJ | Description | Budget | Monthly Activity | FYTD Activity | Batch Activity | Amount | Available Funds |
| 50E050 | 1588 | 2140 | 00 000000 | RCHS X-Curr Sprvsn Med | 25.00 | 0.57 | 2.28 | 0.00 | 0.00 | 22.72 |
| 50E--- | 1588 | 2--- | -- | | 75.00 | 0.57 | 2.28 | 0.00 | 0.00 | 72.72 |
| 50E050 | 1589 | 2140 | 00 000000 | RCHS Student Council Medicare | 60.00 | 3.58 | 44.32 | 0.00 | 0.00 | 15.68 |
| 50E--- | 1589 | 2--- | -- | | 60.00 | 3.58 | 44.32 | 0.00 | 0.00 | 15.68 |
| 50E050 | 1590 | 2120 | 00 000000 | RCHS Rifle/Drill IMRF | 650.00 | 36.62 | 461.00 | 0.00 | 0.00 | 189.00 |
| 50E050 | 1590 | 2130 | 00 000000 | RCHS Rifle/Drill FICA | 350.00 | 25.94 | 299.52 | 0.00 | 0.00 | 50.48 |
| 50E050 | 1590 | 2140 | 00 000000 | RCHS Rifle/Drill Med | 90.00 | 6.06 | 70.04 | 0.00 | 0.00 | 19.96 |
| 50E--- | 1590 | 2--- | -- | | 1,090.00 | 68.62 | 830.56 | 0.00 | 0.00 | 259.44 |
| 50E040 | 1591 | 2140 | 00 000000 | RCMS BAND MED | 60.00 | 4.28 | 52.96 | 0.00 | 0.00 | 7.04 |
| 50E--- | 1591 | 2--- | -- | | 60.00 | 4.28 | 52.96 | 0.00 | 0.00 | 7.04 |
| 50E040 | 1593 | 2140 | 00 000000 | RCMS Talent Shw Spon Med | 100.00 | 0.00 | 14.35 | 0.00 | 0.00 | 85.65 |
| 50E--- | 1593 | 2--- | -- | | 100.00 | 0.00 | 14.35 | 0.00 | 0.00 | 85.65 |
| 50E040 | 1594 | 2140 | 00 000000 | RCMS Drama Spon Medicare | 25.00 | 0.00 | 0.00 | 0.00 | 0.00 | 25.00 |
| 50E--- | 1594 | 2--- | -- | | 25.00 | 0.00 | 0.00 | 0.00 | 0.00 | 25.00 |
| 50E040 | 1598 | 2120 | 00 000000 | RCMS Dance/Grad IMRF | 5.00 | 0.00 | 2.36 | 0.00 | 0.00 | 2.64 |
| 50E040 | 1598 | 2130 | 00 000000 | RCMS Dance/Grad FICA | 5.00 | 0.00 | 1.64 | 0.00 | 0.00 | 3.36 |
| 50E040 | 1598 | 2140 | 00 000000 | RCMS Dance/Grad Medicare | 5.00 | 0.00 | 0.81 | 0.00 | 0.00 | 4.19 |
| 50E--- | 1598 | 2--- | -- | | 15.00 | 0.00 | 4.81 | 0.00 | 0.00 | 10.19 |
| 50E040 | 1599 | 2140 | 00 000000 | RCMS Math Counts Sponsor Med | 20.00 | 0.00 | 17.47 | 0.00 | 0.00 | 2.53 |
| 50E--- | 1599 | 2--- | -- | | 20.00 | 0.00 | 17.47 | 0.00 | 0.00 | 2.53 |
| 50E--- | 15-- | ---- | -- | | 15,730.00 | 1,056.35 | 12,069.68 | 0.00 | 0.00 | 3,660.32 |
| 50E050 | 1700 | 2120 | 00 000000 | RCHS Dr Ed TA IMRF | 0.00 | 0.00 | 0.00 | 0.00 | 0.00 | 0.00 |
| 50E050 | 1700 | 2130 | 00 000000 | RCHS Dr Ed TA FICA | 0.00 | 0.00 | 0.00 | 0.00 | 0.00 | 0.00 |
| 50E050 | 1700 | 2140 | 00 000000 | RCHS Dr Ed Medicare | 1,300.00 | 187.83 | 889.41 | 0.00 | 0.00 | 410.59 |
| 50E--- | 1700 | 2--- | -- | | 1,300.00 | 187.83 | 889.41 | 0.00 | 0.00 | 410.59 |
| 50E--- | 17-- | ---- | -- | | 1,300.00 | 187.83 | 889.41 | 0.00 | 0.00 | 410.59 |
| 50E010 | 1800 | 2120 | 00 000000 | LLS Aide IMRF | 2,000.00 | 159.68 | 1,650.16 | 0.00 | 0.00 | 349.84 |
| 50E010 | 1800 | 2130 | 00 000000 | LLS AIDE FICA | 1,000.00 | 114.55 | 1,132.53 | 0.00 | 0.00 | -132.53 |
| 50E010 | 1800 | 2140 | 00 000000 | LLS Aide Med | 500.00 | 26.80 | 280.81 | 0.00 | 0.00 | 219.19 |
| 50E--- | 1800 | 2--- | -- | | 3,500.00 | 301.03 | 3,063.50 | 0.00 | 0.00 | 436.50 |
| 50E--- | 18-- | ---- | -- | | 3,500.00 | 301.03 | 3,063.50 | 0.00 | 0.00 | 436.50 |
| 50E550 | 1900 | 2120 | 00 550000 | TAOEP IMRF | 0.00 | 0.00 | 471.36 | 0.00 | 0.00 | -471.36 |
| 50E750 | 1900 | 2120 | 00 750000 | TAOEP IMRF | 10.00 | 0.00 | 4.72 | 0.00 | 0.00 | 5.28 |
| 50E550 | 1900 | 2130 | 00 550000 | TAOEP FICA | 800.00 | 0.00 | 256.40 | 0.00 | 0.00 | 543.60 |
| 50E750 | 1900 | 2130 | 00 750000 | TAOEP FICA | 0.00 | 0.00 | 3.27 | 0.00 | 0.00 | -3.27 |
| 50E550 | 1900 | 2140 | 00 550000 | TAOEP Med | 0.00 | 0.00 | 59.96 | 0.00 | 0.00 | -59.96 |
| 50E750 | 1900 | 2140 | 00 750000 | TAOEP Med | 0.00 | 0.00 | 0.77 | 0.00 | 0.00 | -0.77 |
| 50E--- | 1900 | 2--- | -- | | 810.00 | 0.00 | 796.48 | 0.00 | 0.00 | 13.52 |
| 50E--- | 19-- | ---- | -- | | 810.00 | 0.00 | 796.48 | 0.00 | 0.00 | 13.52 |
| 50E550 | 2110 | 2120 | 00 550000 | TAEOP IMRF | 0.00 | 0.00 | 0.00 | 0.00 | 0.00 | 0.00 |

165

| Account Level | | | | 2022-23 | June 2022-23 | 2022-23 | 2022-23 | Encumbered | 2022-23 | |
|---------------|------|------|----|-------------|-------------------------------|------------------|---------------|----------------|---------|-----------------|
| FDTLOC | FUNC | OBJ | SJ | Description | Budget | Monthly Activity | FYTD Activity | Batch Activity | Amount | Available Funds |
| 50E750 | 2110 | 2120 | 00 | 750000 | TAOEP IMRF | 0.00 | 0.00 | 0.00 | 0.00 | 0.00 |
| 50E020 | 2110 | 2130 | 00 | 000000 | RCES Guidance FICA | 0.00 | 0.00 | 0.00 | 0.00 | 0.00 |
| 50E550 | 2110 | 2130 | 00 | 550000 | TAOEP FICA | 0.00 | 0.00 | 0.00 | 0.00 | 0.00 |
| 50E750 | 2110 | 2130 | 00 | 750000 | TAOEP FICA | 0.00 | 0.00 | 0.00 | 0.00 | 0.00 |
| 50E010 | 2110 | 2140 | 00 | 000000 | Social Worker Med | 500.00 | 0.00 | 218.38 | 0.00 | 281.62 |
| 50E020 | 2110 | 2140 | 00 | 000000 | RCES Guidance Medicare | 0.00 | 0.00 | 0.00 | 0.00 | 0.00 |
| 50E342 | 2110 | 2140 | 00 | 000000 | ESSER II Social Wrkr Medicare | 100.00 | 21.77 | 90.68 | 0.00 | 9.32 |
| 50E550 | 2110 | 2140 | 00 | 550000 | TAOEP | 0.00 | 0.00 | 0.00 | 0.00 | 0.00 |
| 50E750 | 2110 | 2140 | 00 | 750000 | TAOEP Social Worker Med | 0.00 | 0.00 | 0.00 | 0.00 | 0.00 |
| 50E--- | 2110 | 2--- | -- | ----- | 600.00 | 21.77 | 309.06 | 0.00 | 0.00 | 290.94 |
| 50E020 | 2120 | 2120 | 00 | 000000 | RCES Guid IMRF | 0.00 | 0.00 | 0.00 | 0.00 | 0.00 |
| 50E050 | 2120 | 2120 | 00 | 000000 | RCHS Guidance IMRF | 3,000.00 | 225.50 | 2,806.50 | 0.00 | 193.50 |
| 50E070 | 2120 | 2120 | 00 | 000000 | 21st Century IMRF | 0.00 | 0.00 | 0.00 | 0.00 | 0.00 |
| 50E020 | 2120 | 2130 | 00 | 000000 | RCES Guid FICA | 150.00 | 0.00 | 0.00 | 0.00 | 150.00 |
| 50E050 | 2120 | 2130 | 00 | 000000 | RCHS Guidance FICA | 1,200.00 | 101.14 | 1,193.22 | 0.00 | 6.78 |
| 50E070 | 2120 | 2130 | 00 | 000000 | 21st Century IMRF | 0.00 | 0.00 | 0.00 | 0.00 | 0.00 |
| 50E020 | 2120 | 2140 | 00 | 000000 | RCES Guid Med | 1,500.00 | 119.86 | 1,326.50 | 0.00 | 173.50 |
| 50E040 | 2120 | 2140 | 00 | 000000 | RCMS Guid Medicare | 1,000.00 | 45.83 | 563.13 | 0.00 | 436.87 |
| 50E050 | 2120 | 2140 | 00 | 000000 | RCHS Guidance Medicare | 1,800.00 | 131.68 | 1,593.13 | 0.00 | 206.87 |
| 50E070 | 2120 | 2140 | 00 | 000000 | 21st Century Med | 0.00 | 0.00 | 0.00 | 0.00 | 0.00 |
| 50E342 | 2120 | 2140 | 00 | 000000 | ESSER II Guidance Medicare | 150.00 | 0.00 | 96.84 | 0.00 | 53.16 |
| 50E470 | 2120 | 2140 | 00 | 470000 | 21st Century Med | 25.00 | 0.00 | 0.00 | 0.00 | 25.00 |
| 50E--- | 2120 | 2--- | -- | ----- | 8,825.00 | 624.01 | 7,579.32 | 0.00 | 0.00 | 1,245.68 |
| 50E010 | 2130 | 2120 | 00 | 000000 | District Nurse Aide IMRF | 7,500.00 | 440.39 | 6,647.44 | 0.00 | 852.56 |
| 50E342 | 2130 | 2120 | 00 | 342000 | ESSER II Social Worker IMRF | 100.00 | 32.23 | 99.97 | 0.00 | 0.03 |
| 50E010 | 2130 | 2130 | 00 | 000000 | District Nurse FICA | 4,000.00 | 305.86 | 4,371.85 | 0.00 | -371.85 |
| 50E342 | 2130 | 2130 | 00 | 342000 | ESSER II Social Worker FICA | 100.00 | 22.86 | 70.91 | 0.00 | 29.09 |
| 50E010 | 2130 | 2140 | 00 | 000000 | District Nurse Medicare | 3,000.00 | 198.51 | 2,570.66 | 0.00 | 429.34 |
| 50E342 | 2130 | 2140 | 00 | 342000 | ESSER II Social Work Medicare | 25.00 | 5.35 | 16.59 | 0.00 | 8.41 |
| 50E--- | 2130 | 2--- | -- | ----- | 14,725.00 | 1,005.20 | 13,777.42 | 0.00 | 0.00 | 947.58 |
| 50E140 | 2140 | 2140 | 00 | 140000 | Psychologist Med | 0.00 | 0.00 | 0.00 | 0.00 | 0.00 |
| 50E--- | 2140 | 2--- | -- | ----- | 0.00 | 0.00 | 0.00 | 0.00 | 0.00 | 0.00 |
| 50E280 | 2150 | 2120 | 00 | 280000 | District Speech IMRF | 0.00 | 0.00 | 0.00 | 0.00 | 0.00 |
| 50E280 | 2150 | 2130 | 00 | 280000 | District Speech FICA | 0.00 | 0.00 | 0.00 | 0.00 | 0.00 |
| 50E150 | 2150 | 2140 | 00 | 150000 | Speech Path Med | 0.00 | 0.00 | 0.00 | 0.00 | 0.00 |
| 50E280 | 2150 | 2140 | 00 | 280000 | District Speech Medicare | 4,000.00 | 191.59 | 3,324.91 | 0.00 | 675.09 |
| 50E--- | 2150 | 2--- | -- | ----- | 4,000.00 | 191.59 | 3,324.91 | 0.00 | 0.00 | 675.09 |
| 50E020 | 2190 | 2120 | 00 | 000000 | RCES Supervision Aide IMRF | 20,000.00 | 23,222.39 | 42,385.04 | 0.00 | -22,385.04 |
| 50E020 | 2190 | 2130 | 00 | 000000 | RCES Supervision Aide FICA | 5,000.00 | 374.20 | 5,048.20 | 0.00 | -48.20 |
| 50E020 | 2190 | 2140 | 00 | 000000 | RCES Supervision Aide Med | 1,500.00 | 87.50 | 1,181.29 | 0.00 | 318.71 |

| Account Level | | | | 2022-23 | June 2022-23 | 2022-23 | 2022-23 | Encumbered | 2022-23 | |
|---------------|------|------|----|-------------|--------------------------------|------------------|---------------|----------------|---------|-----------------|
| FDTLOC | FUNC | OBJ | SJ | Description | Budget | Monthly Activity | FYTD Activity | Batch Activity | Amount | Available Funds |
| 50E--- | 2190 | 2--- | -- | ----- | 26,500.00 | 23,684.09 | 48,614.53 | 0.00 | 0.00 | -22,114.53 |
| 50E--- | 21-- | ---- | -- | ----- | 54,650.00 | 25,526.66 | 73,605.24 | 0.00 | 0.00 | -18,955.24 |
| 50E070 | 2210 | 2120 | 00 | 000000 | 21st Century IMRF | 0.00 | 0.00 | 0.00 | 0.00 | 0.00 |
| 50E100 | 2210 | 2120 | 00 | 100000 | Title I IMRF | 0.00 | 0.00 | 0.00 | 0.00 | 0.00 |
| 50E110 | 2210 | 2120 | 00 | 110000 | PreK Improv Instr IMRF | 0.00 | 0.00 | 2.66 | 0.00 | -2.66 |
| 50E120 | 2210 | 2120 | 00 | 120000 | Improv Instruc Laptop IMRF | 0.00 | 0.00 | 0.00 | 0.00 | 0.00 |
| 50E170 | 2210 | 2120 | 00 | 170000 | Title IV IMRF | 5.00 | 0.00 | 2.54 | 0.00 | 2.46 |
| 50E180 | 2210 | 2120 | 01 | 180000 | RTtT NC IMRF | 0.00 | 0.00 | 0.00 | 0.00 | 0.00 |
| 50E330 | 2210 | 2120 | 00 | 330000 | Title II IMRF | 0.00 | 0.00 | 0.00 | 0.00 | 0.00 |
| 50E340 | 2210 | 2120 | 00 | 340000 | ESSER Prof Development IMRF | 25.00 | 0.00 | 23.62 | 0.00 | 1.38 |
| 50E470 | 2210 | 2120 | 00 | 470000 | 21st Century IMRF | 50.00 | 0.00 | 0.00 | 0.00 | 50.00 |
| 50E500 | 2210 | 2120 | 00 | 500000 | Title I Improv Inst IMRF | 0.00 | 0.00 | 0.00 | 0.00 | 0.00 |
| 50E510 | 2210 | 2120 | 00 | 510000 | PreK Improv Inst IMRF | 0.00 | 0.00 | 0.00 | 0.00 | 0.00 |
| 50E530 | 2210 | 2120 | 00 | 530000 | Title II IMRF | 0.00 | 0.00 | 0.00 | 0.00 | 0.00 |
| 50E070 | 2210 | 2130 | 00 | 000000 | 21st Century FICA | 0.00 | 0.00 | 0.00 | 0.00 | 0.00 |
| 50E100 | 2210 | 2130 | 00 | 100000 | Title I Improv Of Instru FICA | 0.00 | 0.00 | 0.00 | 0.00 | 0.00 |
| 50E110 | 2210 | 2130 | 00 | 110000 | Pre K Imp Inst FICA | 25.00 | 0.00 | 1.49 | 0.00 | 23.51 |
| 50E120 | 2210 | 2130 | 00 | 120000 | Improve Instruc Laptop FICA | 0.00 | 0.00 | 0.00 | 0.00 | 0.00 |
| 50E170 | 2210 | 2130 | 00 | 170000 | Title IV Imp Inst FICA | 0.00 | 0.00 | 1.28 | 0.00 | -1.28 |
| 50E180 | 2210 | 2130 | 00 | 180000 | RTT Improv Inst FICA | 0.00 | 0.00 | 0.00 | 0.00 | 0.00 |
| 50E180 | 2210 | 2130 | 01 | 180000 | RTTT FICA | 0.00 | 0.00 | 0.00 | 0.00 | 0.00 |
| 50E330 | 2210 | 2130 | 00 | 330000 | Title II FICA | 0.00 | 0.00 | 0.00 | 0.00 | 0.00 |
| 50E340 | 2210 | 2130 | 00 | 340000 | ESSER Prof Development FICA | 15.00 | 0.00 | 13.21 | 0.00 | 1.79 |
| 50E470 | 2210 | 2130 | 00 | 470000 | 21st Century FICA | 100.00 | 0.00 | 0.00 | 0.00 | 100.00 |
| 50E500 | 2210 | 2130 | 00 | 500000 | Title I FICA/NC | 0.00 | 0.00 | 0.00 | 0.00 | 0.00 |
| 50E510 | 2210 | 2130 | 00 | 510000 | At Risk Fica/NC | 0.00 | 0.00 | 0.00 | 0.00 | 0.00 |
| 50E530 | 2210 | 2130 | 00 | 530000 | Title II FICA | 0.00 | 0.00 | 0.00 | 0.00 | 0.00 |
| 50E810 | 2210 | 2130 | 00 | 810000 | ROE Flow Thru FICA | 0.00 | 0.00 | 0.00 | 0.00 | 0.00 |
| 50E010 | 2210 | 2140 | 00 | 000000 | Improv of Instru Dist Med | 0.00 | 0.00 | 0.00 | 0.00 | 0.00 |
| 50E060 | 2210 | 2140 | 00 | 000000 | Fine Arts Grant Med | 0.00 | 0.00 | 0.00 | 0.00 | 0.00 |
| 50E070 | 2210 | 2140 | 00 | 000000 | 21st Century Med | 0.00 | 0.00 | 0.00 | 0.00 | 0.00 |
| 50E100 | 2210 | 2140 | 00 | 100000 | Title I Improv Medicare | 25.00 | 0.00 | 21.64 | 0.00 | 3.36 |
| 50E110 | 2210 | 2140 | 00 | 110000 | PreK Improv Instr Med | 25.00 | 0.00 | 7.31 | 0.00 | 17.69 |
| 50E120 | 2210 | 2140 | 00 | 120000 | Improv Instruc Laptop Grant | 0.00 | 0.00 | 0.00 | 0.00 | 0.00 |
| 50E170 | 2210 | 2140 | 00 | 170000 | Title IV SUB MED | 35.00 | 0.00 | 28.24 | 0.00 | 6.76 |
| 50E180 | 2210 | 2140 | 00 | 180000 | RTT Improv Inst Med | 0.00 | 0.00 | 0.00 | 0.00 | 0.00 |
| 50E180 | 2210 | 2140 | 01 | 180000 | RTTT Imentoring MED | 0.00 | 0.00 | 0.00 | 0.00 | 0.00 |
| 50E270 | 2210 | 2140 | 00 | 270000 | Title I S&A Impr Inst Med | 0.00 | 0.00 | 0.00 | 0.00 | 0.00 |
| 50E330 | 2210 | 2140 | 00 | 330000 | Title II Teach Medicare | 25.00 | 0.00 | 12.18 | 0.00 | 12.82 |
| 50E340 | 2210 | 2140 | 00 | 340000 | ESSER Prof Development Medicar | 10.00 | 0.00 | 3.09 | 0.00 | 6.91 |

| Account Level | | | | 2022-23 | June 2022-23 | 2022-23 | 2022-23 | Encumbered | 2022-23 | |
|---------------|------|------|----|-------------|--------------|------------------|---------------|----------------|---------|-----------------|
| FDTLOC | FUNC | OBJ | SJ | Description | Budget | Monthly Activity | FYTD Activity | Batch Activity | Amount | Available Funds |
| 50E342 | 2210 | 2140 | 00 | 000000 | 600.00 | 82.56 | 650.22 | 0.00 | 0.00 | -50.22 |
| 50E470 | 2210 | 2140 | 00 | 470000 | 50.00 | 0.00 | 0.00 | 0.00 | 0.00 | 50.00 |
| 50E480 | 2210 | 2140 | 00 | 480000 | 150.00 | 29.79 | 119.16 | 0.00 | 0.00 | 30.84 |
| 50E490 | 2210 | 2140 | 00 | 490000 | 0.00 | 0.00 | 0.00 | 0.00 | 0.00 | 0.00 |
| 50E500 | 2210 | 2140 | 00 | 500000 | 5.00 | 0.00 | 3.04 | 0.00 | 0.00 | 1.96 |
| 50E510 | 2210 | 2140 | 00 | 510000 | 0.00 | 0.00 | 0.00 | 0.00 | 0.00 | 0.00 |
| 50E530 | 2210 | 2140 | 00 | 530000 | 1.00 | 0.00 | 0.87 | 0.00 | 0.00 | 0.13 |
| 50E570 | 2210 | 2140 | 00 | 570000 | 50.00 | 0.00 | 28.25 | 0.00 | 0.00 | 21.75 |
| 50E810 | 2210 | 2140 | 00 | 810000 | 0.00 | 0.00 | 0.00 | 0.00 | 0.00 | 0.00 |
| 50E--- | 2210 | 2--- | -- | ----- | 1,196.00 | 112.35 | 918.80 | 0.00 | 0.00 | 277.20 |
| 50E020 | 2220 | 2120 | 00 | 000000 | 0.00 | 0.00 | 0.00 | 0.00 | 0.00 | 0.00 |
| 50E040 | 2220 | 2120 | 00 | 000000 | 0.00 | 0.00 | 0.00 | 0.00 | 0.00 | 0.00 |
| 50E050 | 2220 | 2120 | 00 | 000000 | 400.00 | 13,794.90 | 13,794.90 | 0.00 | 0.00 | -13,394.90 |
| 50E020 | 2220 | 2130 | 00 | 000000 | 0.00 | 0.00 | 0.00 | 0.00 | 0.00 | 0.00 |
| 50E040 | 2220 | 2130 | 00 | 000000 | 0.00 | 0.00 | 0.00 | 0.00 | 0.00 | 0.00 |
| 50E050 | 2220 | 2130 | 00 | 000000 | 225.00 | 0.00 | 0.00 | 0.00 | 0.00 | 225.00 |
| 50E020 | 2220 | 2140 | 00 | 000000 | 1,100.00 | 77.68 | 1,032.20 | 0.00 | 0.00 | 67.80 |
| 50E040 | 2220 | 2140 | 00 | 000000 | 700.00 | 50.74 | 642.47 | 0.00 | 0.00 | 57.53 |
| 50E050 | 2220 | 2140 | 00 | 000000 | 500.00 | 83.58 | 1,012.15 | 0.00 | 0.00 | -512.15 |
| 50E--- | 2220 | 2--- | -- | ----- | 2,925.00 | 14,006.90 | 16,481.72 | 0.00 | 0.00 | -13,556.72 |
| 50E340 | 2230 | 2140 | 00 | 340000 | 0.00 | 0.00 | 0.00 | 0.00 | 0.00 | 0.00 |
| 50E--- | 2230 | 2--- | -- | ----- | 0.00 | 0.00 | 0.00 | 0.00 | 0.00 | 0.00 |
| 50E--- | 22-- | ---- | -- | ----- | 4,121.00 | 14,119.25 | 17,400.52 | 0.00 | 0.00 | -13,279.52 |
| 50E010 | 2310 | 2120 | 00 | 000000 | 850.00 | 43.71 | 574.72 | 0.00 | 0.00 | 275.28 |
| 50E010 | 2310 | 2130 | 00 | 000000 | 500.00 | 31.00 | 372.00 | 0.00 | 0.00 | 128.00 |
| 50E010 | 2310 | 2140 | 00 | 000000 | 100.00 | 7.24 | 86.99 | 0.00 | 0.00 | 13.01 |
| 50E--- | 2310 | 2--- | -- | ----- | 1,450.00 | 81.95 | 1,033.71 | 0.00 | 0.00 | 416.29 |
| 50E010 | 2320 | 2120 | 00 | 000000 | 5,000.00 | 410.97 | 4,745.53 | 0.00 | 0.00 | 254.47 |
| 50E010 | 2320 | 2130 | 00 | 000000 | 4,000.00 | 291.53 | 3,158.02 | 0.00 | 0.00 | 841.98 |
| 50E010 | 2320 | 2140 | 00 | 000000 | 3,500.00 | 272.60 | 2,837.13 | 0.00 | 0.00 | 662.87 |
| 50E--- | 2320 | 2--- | -- | ----- | 12,500.00 | 975.10 | 10,740.68 | 0.00 | 0.00 | 1,759.32 |
| 50E010 | 2330 | 2120 | 00 | 000000 | 40,000.00 | 292.50 | 40,264.97 | 0.00 | 0.00 | -264.97 |
| 50E070 | 2330 | 2120 | 00 | 000000 | 0.00 | 0.00 | 0.00 | 0.00 | 0.00 | 0.00 |
| 50E100 | 2330 | 2120 | 00 | 100000 | 100.00 | 0.00 | 0.00 | 0.00 | 0.00 | 100.00 |
| 50E110 | 2330 | 2120 | 00 | 110000 | 1,700.00 | 157.86 | 1,612.44 | 0.00 | 0.00 | 87.56 |
| 50E470 | 2330 | 2120 | 00 | 470000 | 225.00 | 0.00 | 316.55 | 0.00 | 0.00 | -91.55 |
| 50E500 | 2330 | 2120 | 00 | 500000 | 0.00 | 0.00 | 0.00 | 0.00 | 0.00 | 0.00 |
| 50E510 | 2330 | 2120 | 00 | 510000 | 300.00 | 0.00 | 272.55 | 0.00 | 0.00 | 27.45 |
| 50E010 | 2330 | 2130 | 00 | 000000 | 3,200.00 | 194.84 | 2,350.36 | 0.00 | 0.00 | 849.64 |
| 50E070 | 2330 | 2130 | 00 | 000000 | 10.00 | 0.00 | 9.77 | 0.00 | 0.00 | 0.23 |

168

| Account Level | | | | 2022-23 | June 2022-23 | 2022-23 | 2022-23 | Encumbered | 2022-23 | |
|---------------|------|------|----|-------------|--------------------------------|------------------|---------------|----------------|---------|-----------------|
| FDTLOC | FUNC | OBJ | SJ | Description | Budget | Monthly Activity | FYTD Activity | Batch Activity | Amount | Available Funds |
| 50E100 | 2330 | 2130 | 00 | 100000 | Title I Admin FICA | 250.00 | 0.00 | 0.00 | 0.00 | 250.00 |
| 50E110 | 2330 | 2130 | 00 | 110000 | PreK Administrative FICA | 1,100.00 | 110.20 | 1,109.12 | 0.00 | -9.12 |
| 50E470 | 2330 | 2130 | 00 | 470000 | 21st Century FICA | 125.00 | 0.00 | 0.00 | 0.00 | 125.00 |
| 50E500 | 2330 | 2130 | 00 | 500000 | Title I FICA | 0.00 | 0.00 | 0.00 | 0.00 | 0.00 |
| 50E510 | 2330 | 2130 | 00 | 510000 | PreK Admin FICA Prior | 150.00 | 0.00 | 152.38 | 0.00 | -2.38 |
| 50E010 | 2330 | 2140 | 00 | 000000 | Building & Grounds Dir Med | 3,000.00 | 209.46 | 2,463.25 | 0.00 | 536.75 |
| 50E070 | 2330 | 2140 | 00 | 000000 | 21st Century Med | 150.00 | 0.00 | 136.78 | 0.00 | 13.22 |
| 50E100 | 2330 | 2140 | 00 | 100000 | Title I Adm Medicare | 150.00 | 0.00 | 238.29 | 0.00 | -88.29 |
| 50E110 | 2330 | 2140 | 00 | 110000 | PreK Adm Med | 300.00 | 25.78 | 259.48 | 0.00 | 40.52 |
| 50E345 | 2330 | 2140 | 00 | 345000 | ARP McKin Ven Liaison Medicare | 75.00 | 0.00 | 0.00 | 0.00 | 75.00 |
| 50E470 | 2330 | 2140 | 00 | 470000 | 21st Century Med | 100.00 | 27.01 | 74.11 | 0.00 | 25.89 |
| 50E500 | 2330 | 2140 | 00 | 500000 | Title I Med | 0.00 | 0.00 | 0.00 | 0.00 | 0.00 |
| 50E510 | 2330 | 2140 | 00 | 510000 | PreK Admin Med | 50.00 | 0.00 | 35.64 | 0.00 | 14.36 |
| 50E--- | 2330 | 2--- | -- | ----- | | 50,985.00 | 1,017.65 | 49,295.69 | 0.00 | 1,689.31 |
| 50E110 | 2331 | 2120 | 00 | 110000 | PI Sec IMRF | 900.00 | 67.64 | 717.85 | 0.00 | 182.15 |
| 50E280 | 2331 | 2120 | 00 | 280000 | Sp Ed Sec IMRF | 20,000.00 | 18,844.86 | 36,539.80 | 0.00 | -16,539.80 |
| 50E510 | 2331 | 2120 | 00 | 510000 | PI Adm Sec IMRF | 205.00 | 0.00 | 203.68 | 0.00 | 1.32 |
| 50E110 | 2331 | 2130 | 00 | 110000 | PI Sec FICA | 750.00 | 47.24 | 475.36 | 0.00 | 274.64 |
| 50E280 | 2331 | 2130 | 00 | 280000 | Sp Ed Sec FICA | 2,000.00 | 166.90 | 1,941.32 | 0.00 | 58.68 |
| 50E510 | 2331 | 2130 | 00 | 510000 | PI Adm Fica | 115.00 | 0.00 | 113.88 | 0.00 | 1.12 |
| 50E110 | 2331 | 2140 | 00 | 110000 | PI Sec Med | 200.00 | 11.04 | 111.12 | 0.00 | 88.88 |
| 50E280 | 2331 | 2140 | 00 | 280000 | Sp Needs Dir Med | 2,500.00 | 194.36 | 2,259.59 | 0.00 | 240.41 |
| 50E510 | 2331 | 2140 | 00 | 510000 | Pre K Adm Sec Med | 30.00 | 0.00 | 26.64 | 0.00 | 3.36 |
| 50E--- | 2331 | 2--- | -- | ----- | | 26,700.00 | 19,332.04 | 42,389.24 | 0.00 | -15,689.24 |
| 50E320 | 2333 | 2140 | 00 | 320000 | Building Grounds Dir Med | 0.00 | 0.00 | 0.00 | 0.00 | 0.00 |
| 50E--- | 2333 | 2--- | -- | ----- | | 0.00 | 0.00 | 0.00 | 0.00 | 0.00 |
| 50E--- | 23-- | ---- | -- | ----- | | 91,635.00 | 21,406.74 | 103,459.32 | 0.00 | -11,824.32 |
| 50E015 | 2410 | 2120 | 00 | 000000 | ELC Principal IMRF | 0.00 | 0.00 | 0.00 | 0.00 | 0.00 |
| 50E020 | 2410 | 2120 | 00 | 000000 | RCES Principal IMRF | 10,000.00 | 692.88 | 9,461.94 | 0.00 | 538.06 |
| 50E030 | 2410 | 2120 | 00 | 000000 | WRES Prins IMRF | 0.00 | 0.00 | 0.00 | 0.00 | 0.00 |
| 50E040 | 2410 | 2120 | 00 | 000000 | RCMS Principal IMRF | 22,000.00 | 399.94 | 21,005.14 | 0.00 | 994.86 |
| 50E050 | 2410 | 2120 | 00 | 000000 | RCHS Principal IMRF | 50,000.00 | 877.29 | 45,081.80 | 0.00 | 4,918.20 |
| 50E015 | 2410 | 2130 | 00 | 000000 | ELC Principal FICA | 0.00 | 0.00 | 0.00 | 0.00 | 0.00 |
| 50E020 | 2410 | 2130 | 00 | 000000 | RCES Principal FICA | 7,000.00 | 516.50 | 6,573.34 | 0.00 | 426.66 |
| 50E030 | 2410 | 2130 | 00 | 000000 | WRES Princ FICA | 0.00 | 0.00 | 0.00 | 0.00 | 0.00 |
| 50E040 | 2410 | 2130 | 00 | 000000 | RCMS Principal FICA | 3,500.00 | 283.70 | 3,362.72 | 0.00 | 137.28 |
| 50E050 | 2410 | 2130 | 00 | 000000 | RCHS Principal FICA | 5,000.00 | 609.73 | 7,382.35 | 0.00 | -2,382.35 |
| 50E015 | 2410 | 2140 | 00 | 000000 | ELC Principal Medicare | 0.00 | 0.00 | 0.00 | 0.00 | 0.00 |
| 50E020 | 2410 | 2140 | 00 | 000000 | RCES Principal Medicare | 7,000.00 | 435.03 | 5,374.03 | 0.00 | 1,625.97 |
| 50E030 | 2410 | 2140 | 00 | 000000 | WRES Princ MED | 0.00 | 0.00 | 0.00 | 0.00 | 0.00 |

169

| FDTLOC | FUNC | OBJ | SJ | Account Level Description | 2022-23 Budget | June 2022-23 Monthly Activity | 2022-23 FYTD Activity | 2022-23 Batch Activity | Encumbered Amount | 2022-23 Available Funds |
|--------|------|------|----|------------------------------|----------------------------|----------------------------------|--------------------------|---------------------------|----------------------|----------------------------|
| 50E040 | 2410 | 2140 | 00 | 000000 | RCMS Principal Medicare | 3,300.00 | 261.22 | 3,218.86 | 0.00 | 81.14 |
| 50E050 | 2410 | 2140 | 00 | 000000 | RCHS Principal Medicare | 4,000.00 | 345.60 | 4,024.99 | 0.00 | -24.99 |
| 50E--- | 2410 | 2--- | -- | ----- | | 111,800.00 | 4,421.89 | 105,485.17 | 0.00 | 6,314.83 |
| 50E010 | 2490 | 2140 | 00 | 000000 | Program Suprvr Medicare | 0.00 | 0.00 | 0.00 | 0.00 | 0.00 |
| 50E020 | 2490 | 2140 | 00 | 000000 | RCES Team Leader Medicare | 200.00 | -154.41 | 0.00 | 0.00 | 200.00 |
| 50E040 | 2490 | 2140 | 00 | 000000 | RCMS Team Leader Medicare | 100.00 | -88.70 | 0.00 | 0.00 | 100.00 |
| 50E050 | 2490 | 2140 | 00 | 000000 | RCHS Team leader Medicare | 225.00 | -184.38 | 0.00 | 0.00 | 225.00 |
| 50E--- | 2490 | 2--- | -- | ----- | | 525.00 | -427.49 | 0.00 | 0.00 | 525.00 |
| 50E--- | 24-- | ---- | -- | ----- | | 112,325.00 | 3,994.40 | 105,485.17 | 0.00 | 6,839.83 |
| 50E010 | 2520 | 2120 | 00 | 000000 | Fiscal Service IMRF | 103,000.00 | 12,145.94 | 114,210.69 | 0.00 | -11,210.69 |
| 50E010 | 2520 | 2130 | 00 | 000000 | Fiscal Services FICA | 8,000.00 | 405.94 | 5,834.64 | 0.00 | 2,165.36 |
| 50E010 | 2520 | 2140 | 00 | 000000 | Fiscal Serv Med | 1,500.00 | 94.94 | 1,364.46 | 0.00 | 135.54 |
| 50E--- | 2520 | 2--- | -- | ----- | | 112,500.00 | 12,646.82 | 121,409.79 | 0.00 | -8,909.79 |
| 50E010 | 2540 | 2120 | 00 | 000000 | IMRF | 100.00 | 0.00 | 0.00 | 0.00 | 100.00 |
| 50E015 | 2540 | 2120 | 00 | 000000 | ELC Custodian IMRF | 0.00 | 0.00 | 0.00 | 0.00 | 0.00 |
| 50E020 | 2540 | 2120 | 00 | 000000 | RCES Cust IMRF | 65,000.00 | 1,790.55 | 64,089.73 | 0.00 | 910.27 |
| 50E030 | 2540 | 2120 | 00 | 000000 | WRES Cust IMRF | 0.00 | 0.00 | 0.00 | 0.00 | 0.00 |
| 50E040 | 2540 | 2120 | 00 | 000000 | RCMS Custodial IMRF | 17,000.00 | 1,250.26 | 15,701.34 | 0.00 | 1,298.66 |
| 50E050 | 2540 | 2120 | 00 | 000000 | RCHS Custodial IMRF | 60,000.00 | 2,100.86 | 60,316.85 | 0.00 | -316.85 |
| 50E010 | 2540 | 2130 | 00 | 000000 | FICA | 0.00 | 0.00 | 0.00 | 0.00 | 0.00 |
| 50E015 | 2540 | 2130 | 00 | 000000 | ELC Custodian FICA | 0.00 | 0.00 | 0.00 | 0.00 | 0.00 |
| 50E020 | 2540 | 2130 | 00 | 000000 | RCES Cust FICA | 15,000.00 | 1,231.04 | 13,428.71 | 0.00 | 1,571.29 |
| 50E030 | 2540 | 2130 | 00 | 000000 | WRES Cust FICA | 0.00 | 0.00 | 0.00 | 0.00 | 0.00 |
| 50E040 | 2540 | 2130 | 00 | 000000 | RCMS Custodial FICA | 10,000.00 | 843.96 | 9,811.14 | 0.00 | 188.86 |
| 50E050 | 2540 | 2130 | 00 | 000000 | RCHS Custodial FICA | 18,000.00 | 1,432.33 | 16,861.17 | 0.00 | 1,138.83 |
| 50E010 | 2540 | 2140 | 00 | 000000 | MEDICARE | 0.00 | 0.00 | 0.00 | 0.00 | 0.00 |
| 50E015 | 2540 | 2140 | 00 | 000000 | ELC Custodian Medicare | 0.00 | 0.00 | 0.00 | 0.00 | 0.00 |
| 50E020 | 2540 | 2140 | 00 | 000000 | RCES Cust Med | 4,000.00 | 287.89 | 3,140.70 | 0.00 | 859.30 |
| 50E030 | 2540 | 2140 | 00 | 000000 | WRES Cust Med | 0.00 | 0.00 | 0.00 | 0.00 | 0.00 |
| 50E040 | 2540 | 2140 | 00 | 000000 | RCMS Custodial Med | 2,500.00 | 197.39 | 2,294.58 | 0.00 | 205.42 |
| 50E050 | 2540 | 2140 | 00 | 000000 | RCHS Custodial Med | 4,000.00 | 334.98 | 3,943.39 | 0.00 | 56.61 |
| 50E--- | 2540 | 2--- | -- | ----- | | 195,600.00 | 9,469.26 | 189,587.61 | 0.00 | 6,012.39 |
| 50E010 | 2541 | 2120 | 00 | 000000 | District Maint IMRF | 46,000.00 | 665.07 | 44,113.07 | 0.00 | 1,886.93 |
| 50E010 | 2541 | 2130 | 00 | 000000 | District Maint FICA | 5,500.00 | 460.76 | 4,876.75 | 0.00 | 623.25 |
| 50E010 | 2541 | 2140 | 00 | 000000 | District Maint Med | 1,000.00 | 107.75 | 1,140.54 | 0.00 | -140.54 |
| 50E--- | 2541 | 2--- | -- | ----- | | 52,500.00 | 1,233.58 | 50,130.36 | 0.00 | 2,369.64 |
| 50E010 | 2542 | 2120 | 00 | 000000 | District Summer Maint IMRF | 5,000.00 | 6,463.60 | 8,989.36 | 0.00 | -3,989.36 |
| 50E010 | 2542 | 2130 | 00 | 000000 | District Summer Maint FICA | 5,000.00 | 1,035.08 | 4,932.42 | 0.00 | 67.58 |
| 50E010 | 2542 | 2140 | 00 | 000000 | District Summer Maint Med | 1,000.00 | 242.10 | 1,153.58 | 0.00 | -153.58 |
| 50E--- | 2542 | 2--- | -- | ----- | | 11,000.00 | 7,740.78 | 15,075.36 | 0.00 | -4,075.36 |

170

| Account Level | | | | 2022-23 | June 2022-23 | 2022-23 | 2022-23 | Encumbered | 2022-23 | | |
|---------------|------|------|----|-------------|--------------------------------|------------------|---------------|----------------|---------|-----------------|------------|
| FDTLOC | FUNC | OBJ | SJ | Description | Budget | Monthly Activity | FYTD Activity | Batch Activity | Amount | Available Funds | |
| 50E070 | 2550 | 2120 | 00 | 000000 | 21st Century Trans IMRF | 700.00 | 0.00 | 698.27 | 0.00 | 0.00 | 1.73 |
| 50E080 | 2550 | 2120 | 00 | 000000 | Trans IMRF | 16,000.00 | 768.01 | 11,080.79 | 0.00 | 0.00 | 4,919.21 |
| 50E080 | 2550 | 2120 | 61 | 000000 | Trans Reg Driver IMRF | 135,000.00 | 16,980.64 | 147,973.72 | 0.00 | 0.00 | -12,973.72 |
| 50E080 | 2550 | 2120 | 70 | 000000 | TRans Sec IMRF | 13,000.00 | 870.51 | 11,759.64 | 0.00 | 0.00 | 1,240.36 |
| 50E100 | 2550 | 2120 | 00 | 100000 | Summer School IMRF | 100.00 | 0.00 | 0.00 | 0.00 | 0.00 | 100.00 |
| 50E110 | 2550 | 2120 | 00 | 110000 | PreK Trans IMRF | 6,500.00 | 307.02 | 5,656.57 | 0.00 | 0.00 | 843.43 |
| 50E210 | 2550 | 2120 | 00 | 210000 | ROE Pre K Trans IMRF | 0.00 | 0.00 | 0.00 | 0.00 | 0.00 | 0.00 |
| 50E345 | 2550 | 2120 | 61 | 000000 | ARP McKin Vento Transp IMRF | 50.00 | 0.00 | 34.26 | 0.00 | 0.00 | 15.74 |
| 50E470 | 2550 | 2120 | 00 | 470000 | 21st Century IMRF | 1,500.00 | 0.00 | 822.83 | 0.00 | 0.00 | 677.17 |
| 50E500 | 2550 | 2120 | 00 | 500000 | Title I Summer School IMRF | 0.00 | 0.00 | 0.00 | 0.00 | 0.00 | 0.00 |
| 50E510 | 2550 | 2120 | 00 | 510000 | Prek Trans IMRF | 800.00 | 0.00 | 797.29 | 0.00 | 0.00 | 2.71 |
| 50E610 | 2550 | 2120 | 00 | 610000 | Trans Voc Ed IMRF | 0.00 | 0.00 | 0.00 | 0.00 | 0.00 | 0.00 |
| 50E620 | 2550 | 2120 | 00 | 620000 | Trans Spec Ed IMRF | 6,000.00 | 339.36 | 5,528.84 | 0.00 | 0.00 | 471.16 |
| 50E070 | 2550 | 2130 | 00 | 000000 | 21st Century Trans FICA | 410.00 | 0.00 | 409.26 | 0.00 | 0.00 | 0.74 |
| 50E080 | 2550 | 2130 | 00 | 000000 | Trans FICA | 9,000.00 | 562.49 | 7,515.52 | 0.00 | 0.00 | 1,484.48 |
| 50E080 | 2550 | 2130 | 61 | 000000 | TRANS Reg Driver FICA | 27,000.00 | 2,097.19 | 26,144.31 | 0.00 | 0.00 | 855.69 |
| 50E080 | 2550 | 2130 | 70 | 000000 | Trans Sec FICA | 8,000.00 | 616.44 | 7,722.81 | 0.00 | 0.00 | 277.19 |
| 50E100 | 2550 | 2130 | 00 | 100000 | Summer School FICA | 100.00 | 0.00 | 0.00 | 0.00 | 0.00 | 100.00 |
| 50E110 | 2550 | 2130 | 00 | 110000 | PreK Trans FICA | 4,500.00 | 215.31 | 3,948.01 | 0.00 | 0.00 | 551.99 |
| 50E210 | 2550 | 2130 | 00 | 210000 | ROE Pre K Trans FICA | 0.00 | 0.00 | 0.00 | 0.00 | 0.00 | 0.00 |
| 50E345 | 2550 | 2130 | 61 | 000000 | ARP McKin Ven Transp FICA | 25.00 | 0.00 | 22.77 | 0.00 | 0.00 | 2.23 |
| 50E470 | 2550 | 2130 | 00 | 470000 | 21st Century FICA | 500.00 | 0.00 | 534.18 | 0.00 | 0.00 | -34.18 |
| 50E500 | 2550 | 2130 | 00 | 500000 | Title I Summer School FICA | 0.00 | 0.00 | 0.00 | 0.00 | 0.00 | 0.00 |
| 50E510 | 2550 | 2130 | 00 | 510000 | Prek Trans FICA | 450.00 | 0.00 | 432.21 | 0.00 | 0.00 | 17.79 |
| 50E610 | 2550 | 2130 | 00 | 610000 | Trans Voc Ed FICA | 0.00 | 0.00 | 0.00 | 0.00 | 0.00 | 0.00 |
| 50E620 | 2550 | 2130 | 00 | 620000 | Trans Spec Ed FICA | 5,000.00 | 244.68 | 4,207.22 | 0.00 | 0.00 | 792.78 |
| 50E070 | 2550 | 2140 | 00 | 000000 | 21st Century Trans Med | 100.00 | 0.00 | 95.70 | 0.00 | 0.00 | 4.30 |
| 50E080 | 2550 | 2140 | 00 | 000000 | Trans Medicare | 2,000.00 | 131.53 | 1,757.40 | 0.00 | 0.00 | 242.60 |
| 50E080 | 2550 | 2140 | 61 | 000000 | Trans Reg Driv Med | 7,000.00 | 490.39 | 6,114.18 | 0.00 | 0.00 | 885.82 |
| 50E080 | 2550 | 2140 | 70 | 000000 | Trans Sec Med | 2,000.00 | 144.17 | 1,806.20 | 0.00 | 0.00 | 193.80 |
| 50E100 | 2550 | 2140 | 00 | 100000 | Summer School MED | 50.00 | 0.00 | 0.00 | 0.00 | 0.00 | 50.00 |
| 50E110 | 2550 | 2140 | 00 | 110000 | PreK Trans Med | 950.00 | 50.36 | 923.39 | 0.00 | 0.00 | 26.61 |
| 50E345 | 2550 | 2140 | 61 | 000000 | ARP McKin Vent Trans Medicare | 10.00 | 0.00 | 5.33 | 0.00 | 0.00 | 4.67 |
| 50E470 | 2550 | 2140 | 00 | 470000 | 21st Century Trans Med | 200.00 | 0.00 | 124.90 | 0.00 | 0.00 | 75.10 |
| 50E500 | 2550 | 2140 | 00 | 500000 | Title I Summer School Tran Med | 0.00 | 0.00 | 0.00 | 0.00 | 0.00 | 0.00 |
| 50E510 | 2550 | 2140 | 00 | 510000 | Prek Tran Med | 100.00 | 0.00 | 101.09 | 0.00 | 0.00 | -1.09 |
| 50E610 | 2550 | 2140 | 00 | 610000 | Trans Voc Ed Med | 0.00 | 0.00 | 0.00 | 0.00 | 0.00 | 0.00 |
| 50E620 | 2550 | 2140 | 00 | 620000 | Trans Spec Ed Med | 1,000.00 | 57.21 | 983.91 | 0.00 | 0.00 | 16.09 |
| 50E--- | 2550 | 2--- | -- | ----- | | 248,045.00 | 23,875.31 | 247,200.60 | 0.00 | 0.00 | 844.40 |
| 50E510 | 2551 | 2130 | 00 | 510000 | PreK Trans FICA | 0.00 | 0.00 | 0.00 | 0.00 | 0.00 | 0.00 |

171

| Account Level | | | | 2022-23 | June 2022-23 | 2022-23 | 2022-23 | Encumbered | 2022-23 | |
|---------------|------|------|----|-------------|--------------|------------------|---------------|----------------|---------|-----------------|
| FDTLOC | FUNC | OBJ | SJ | Description | Budget | Monthly Activity | FYTD Activity | Batch Activity | Amount | Available Funds |
| 50E510 | 2551 | 2140 | 00 | 510000 | 0.00 | 0.00 | 0.00 | 0.00 | 0.00 | 0.00 |
| 50E--- | 2551 | 2--- | -- | ----- | 0.00 | 0.00 | 0.00 | 0.00 | 0.00 | 0.00 |
| 50E070 | 2560 | 2120 | 00 | 000000 | 0.00 | 0.00 | 0.00 | 0.00 | 0.00 | 0.00 |
| 50E420 | 2560 | 2120 | 00 | 420000 | 38,000.00 | 42,700.53 | 76,224.29 | 0.00 | 0.00 | -38,224.29 |
| 50E460 | 2560 | 2120 | 00 | 460000 | 0.00 | 0.00 | 0.00 | 0.00 | 0.00 | 0.00 |
| 50E470 | 2560 | 2120 | 00 | 470000 | 700.00 | 0.00 | 720.47 | 0.00 | 0.00 | -20.47 |
| 50E070 | 2560 | 2130 | 00 | 000000 | 0.00 | 0.00 | 0.00 | 0.00 | 0.00 | 0.00 |
| 50E420 | 2560 | 2130 | 00 | 420000 | 27,500.00 | 1,910.17 | 26,198.15 | 0.00 | 0.00 | 1,301.85 |
| 50E440 | 2560 | 2130 | 00 | 440000 | 0.00 | 0.00 | 0.00 | 0.00 | 0.00 | 0.00 |
| 50E460 | 2560 | 2130 | 00 | 460000 | 0.00 | 0.00 | 0.00 | 0.00 | 0.00 | 0.00 |
| 50E470 | 2560 | 2130 | 00 | 470000 | 700.00 | 0.00 | 464.55 | 0.00 | 0.00 | 235.45 |
| 50E070 | 2560 | 2140 | 00 | 000000 | 0.00 | 0.00 | 0.00 | 0.00 | 0.00 | 0.00 |
| 50E420 | 2560 | 2140 | 00 | 420000 | 6,500.00 | 446.70 | 6,126.87 | 0.00 | 0.00 | 373.13 |
| 50E440 | 2560 | 2140 | 00 | 440000 | 0.00 | 0.00 | 0.00 | 0.00 | 0.00 | 0.00 |
| 50E460 | 2560 | 2140 | 00 | 460000 | 0.00 | 0.00 | 0.00 | 0.00 | 0.00 | 0.00 |
| 50E470 | 2560 | 2140 | 00 | 470000 | 85.00 | 0.00 | 108.64 | 0.00 | 0.00 | -23.64 |
| 50E--- | 2560 | 2--- | -- | ----- | 73,485.00 | 45,057.40 | 109,842.97 | 0.00 | 0.00 | -36,357.97 |
| 50E--- | 25-- | ---- | -- | ----- | 693,130.00 | 100,023.15 | 733,246.69 | 0.00 | 0.00 | -40,116.69 |
| 50E070 | 2620 | 2120 | 00 | 000000 | 0.00 | 0.00 | 0.00 | 0.00 | 0.00 | 0.00 |
| 50E470 | 2620 | 2120 | 00 | 470000 | 75.00 | 0.00 | 0.00 | 0.00 | 0.00 | 75.00 |
| 50E010 | 2620 | 2130 | 00 | 000000 | 0.00 | 0.00 | 0.00 | 0.00 | 0.00 | 0.00 |
| 50E070 | 2620 | 2130 | 00 | 000000 | 0.00 | 0.00 | 0.00 | 0.00 | 0.00 | 0.00 |
| 50E470 | 2620 | 2130 | 00 | 470000 | 25.00 | 0.00 | 0.00 | 0.00 | 0.00 | 25.00 |
| 50E010 | 2620 | 2140 | 00 | 000000 | 0.00 | 0.00 | 0.00 | 0.00 | 0.00 | 0.00 |
| 50E070 | 2620 | 2140 | 00 | 000000 | 30.00 | 0.00 | 29.63 | 0.00 | 0.00 | 0.37 |
| 50E470 | 2620 | 2140 | 00 | 470000 | 25.00 | 0.00 | 51.50 | 0.00 | 0.00 | -26.50 |
| 50E--- | 2620 | 2--- | -- | ----- | 155.00 | 0.00 | 81.13 | 0.00 | 0.00 | 73.87 |
| 50E010 | 2660 | 2120 | 00 | 000000 | 21,000.00 | 1,612.56 | 20,637.47 | 0.00 | 0.00 | 362.53 |
| 50E010 | 2660 | 2130 | 00 | 000000 | 13,000.00 | 1,030.42 | 12,054.34 | 0.00 | 0.00 | 945.66 |
| 50E010 | 2660 | 2140 | 00 | 000000 | 3,000.00 | 241.00 | 2,819.11 | 0.00 | 0.00 | 180.89 |
| 50E--- | 2660 | 2--- | -- | ----- | 37,000.00 | 2,883.98 | 35,510.92 | 0.00 | 0.00 | 1,489.08 |
| 50E--- | 26-- | ---- | -- | ----- | 37,155.00 | 2,883.98 | 35,592.05 | 0.00 | 0.00 | 1,562.95 |
| 50E070 | 2900 | 2120 | 00 | 000000 | 5.00 | 0.00 | 2.27 | 0.00 | 0.00 | 2.73 |
| 50E470 | 2900 | 2120 | 00 | 470000 | 850.00 | 0.00 | 376.74 | 0.00 | 0.00 | 473.26 |
| 50E070 | 2900 | 2130 | 00 | 000000 | 0.00 | 0.00 | 1.49 | 0.00 | 0.00 | -1.49 |
| 50E470 | 2900 | 2130 | 00 | 470000 | 500.00 | 0.00 | 251.31 | 0.00 | 0.00 | 248.69 |
| 50E020 | 2900 | 2140 | 00 | 000000 | 0.00 | 171.47 | 171.47 | 0.00 | 0.00 | -171.47 |
| 50E040 | 2900 | 2140 | 00 | 000000 | 0.00 | 98.44 | 98.44 | 0.00 | 0.00 | -98.44 |
| 50E050 | 2900 | 2140 | 00 | 000000 | 0.00 | 204.84 | 204.84 | 0.00 | 0.00 | -204.84 |
| 50E070 | 2900 | 2140 | 00 | 000000 | 0.00 | 0.00 | 0.35 | 0.00 | 0.00 | -0.35 |

172

| Account Level | | | | 2022-23 | June 2022-23 | 2022-23 | 2022-23 | Encumbered | 2022-23 | | |
|---------------|------|------|----|-------------|-----------------------------|------------------|---------------|----------------|---------|-----------------|--------|
| FDTLOC | FUNC | OBJ | SJ | Description | Budget | Monthly Activity | FYTD Activity | Batch Activity | Amount | Available Funds | |
| 50E470 | 2900 | 2140 | 00 | 470000 | 21st Century Med | 400.00 | 1.31 | 446.08 | 0.00 | 0.00 | -46.08 |
| 50E--- | 2900 | 2--- | -- | ----- | | 1,755.00 | 476.06 | 1,552.99 | 0.00 | 0.00 | 202.01 |
| 50E--- | 29-- | ---- | -- | ----- | | 1,755.00 | 476.06 | 1,552.99 | 0.00 | 0.00 | 202.01 |
| 50E070 | 3000 | 2120 | 00 | 000000 | 21st Century Comm Serv IMRF | 0.00 | 0.00 | 0.00 | 0.00 | 0.00 | 0.00 |
| 50E100 | 3000 | 2120 | 00 | 100000 | Title I Pnt Inl Sec IMRF | 0.00 | 0.00 | 0.00 | 0.00 | 0.00 | 0.00 |
| 50E110 | 3000 | 2120 | 00 | 110000 | Pre K Babysit IMRF | 4,000.00 | 380.47 | 3,680.95 | 0.00 | 0.00 | 319.05 |
| 50E470 | 3000 | 2120 | 00 | 470000 | 21st Century Comm Serv IMRF | 0.00 | 0.00 | 0.00 | 0.00 | 0.00 | 0.00 |
| 50E500 | 3000 | 2120 | 00 | 500000 | Title I Pnt Inl IMRF Pr | 0.00 | 0.00 | 0.00 | 0.00 | 0.00 | 0.00 |
| 50E510 | 3000 | 2120 | 00 | 510000 | PreK 0-3 Comm Serv IMRF | 1,200.00 | 0.00 | 1,180.93 | 0.00 | 0.00 | 19.07 |
| 50E070 | 3000 | 2130 | 00 | 000000 | 21st Century Comm Serv FICA | 0.00 | 0.00 | 0.00 | 0.00 | 0.00 | 0.00 |
| 50E100 | 3000 | 2130 | 00 | 100000 | Title I Pnt Inl Sec FICA | 0.00 | 0.00 | 0.00 | 0.00 | 0.00 | 0.00 |
| 50E110 | 3000 | 2130 | 00 | 110000 | Pre K FICA | 2,500.00 | 255.52 | 2,387.56 | 0.00 | 0.00 | 112.44 |
| 50E470 | 3000 | 2130 | 00 | 470000 | 21st Century Comm Serv FICA | 0.00 | 0.00 | 0.00 | 0.00 | 0.00 | 0.00 |
| 50E500 | 3000 | 2130 | 00 | 500000 | Title I Pnt Inl FICA Pr | 0.00 | 0.00 | 0.00 | 0.00 | 0.00 | 0.00 |
| 50E510 | 3000 | 2130 | 00 | 510000 | PreK 0-3 FICA | 650.00 | 0.00 | 631.12 | 0.00 | 0.00 | 18.88 |
| 50E070 | 3000 | 2140 | 00 | 000000 | 21st Century Comm Serv Med | 0.00 | 0.00 | 0.00 | 0.00 | 0.00 | 0.00 |
| 50E100 | 3000 | 2140 | 00 | 100000 | Title I Pnt Inl Medicare | 0.00 | 0.00 | 0.00 | 0.00 | 0.00 | 0.00 |
| 50E110 | 3000 | 2140 | 00 | 110000 | PreK 0-3 Teach Medicare | 2,200.00 | 224.62 | 2,186.05 | 0.00 | 0.00 | 13.95 |
| 50E470 | 3000 | 2140 | 00 | 470000 | 21st Century Comm Serv Med | 0.00 | 0.00 | 0.00 | 0.00 | 0.00 | 0.00 |
| 50E500 | 3000 | 2140 | 00 | 500000 | Title I Prnt Inv Med Pr | 0.00 | 0.00 | 0.00 | 0.00 | 0.00 | 0.00 |
| 50E510 | 3000 | 2140 | 00 | 510000 | PreK 0-3 Medicare Prior | 600.00 | 38.36 | 626.20 | 0.00 | 0.00 | -26.20 |
| 50E--- | 3000 | 2--- | -- | ----- | | 11,150.00 | 898.97 | 10,692.81 | 0.00 | 0.00 | 457.19 |
| 50E110 | 3001 | 2140 | 00 | 110000 | PreK 3-5 Teach Medicare | 0.00 | 0.00 | 0.00 | 0.00 | 0.00 | 0.00 |
| 50E510 | 3001 | 2140 | 00 | 510000 | PreK 3-5 Medicare Prior | 0.00 | 0.00 | 0.00 | 0.00 | 0.00 | 0.00 |
| 50E--- | 3001 | 2--- | -- | ----- | | 0.00 | 0.00 | 0.00 | 0.00 | 0.00 | 0.00 |
| 50E110 | 3002 | 2120 | 00 | 110000 | PreK Blk Com Serv IMRF | 100.00 | 0.00 | 30.16 | 0.00 | 0.00 | 69.84 |
| 50E510 | 3002 | 2120 | 00 | 510000 | PreK Com Serv IMRF | 0.00 | 0.00 | 0.00 | 0.00 | 0.00 | 0.00 |
| 50E110 | 3002 | 2130 | 00 | 110000 | PreK Blk Comm Serv FICA | 50.00 | 0.00 | 16.17 | 0.00 | 0.00 | 33.83 |
| 50E510 | 3002 | 2130 | 00 | 510000 | PreK Com Serv FICA | 0.00 | 0.00 | 0.00 | 0.00 | 0.00 | 0.00 |
| 50E110 | 3002 | 2140 | 00 | 110000 | PreK Comm Serv Med | 500.00 | 20.08 | 213.21 | 0.00 | 0.00 | 286.79 |
| 50E510 | 3002 | 2140 | 00 | 510000 | PreK Comm Serv Med Prior | 60.00 | 0.00 | 58.56 | 0.00 | 0.00 | 1.44 |
| 50E--- | 3002 | 2--- | -- | ----- | | 710.00 | 20.08 | 318.10 | 0.00 | 0.00 | 391.90 |
| 50E--- | 30-- | ---- | -- | ----- | | 11,860.00 | 919.05 | 11,010.91 | 0.00 | 0.00 | 849.09 |
| 50E100 | 3700 | 2130 | 00 | 100000 | Title I St Joe Tut FICA | 500.00 | 16.74 | 493.84 | 0.00 | 0.00 | 6.16 |
| 50E170 | 3700 | 2130 | 00 | 170000 | Title IV SJS FICA | 25.00 | 0.00 | 18.60 | 0.00 | 0.00 | 6.40 |
| 50E330 | 3700 | 2130 | 00 | 330000 | Title II SJS FICA | 25.00 | 0.00 | 13.95 | 0.00 | 0.00 | 11.05 |
| 50E340 | 3700 | 2130 | 00 | 340000 | ESSER St Joe FICA | 5.00 | 0.00 | 3.72 | 0.00 | 0.00 | 1.28 |
| 50E500 | 3700 | 2130 | 00 | 500000 | Title I St Joe FICA | 0.00 | 0.00 | 0.00 | 0.00 | 0.00 | 0.00 |
| 50E530 | 3700 | 2130 | 00 | 530000 | Title II St Joe FICA | 0.00 | 0.00 | 0.00 | 0.00 | 0.00 | 0.00 |
| 50E100 | 3700 | 2140 | 00 | 100000 | Title I St Joe Med | 130.00 | 3.92 | 115.51 | 0.00 | 0.00 | 14.49 |

173

| Account Level | | | | 2022-23 | June 2022-23 | 2022-23 | 2022-23 | Encumbered | 2022-23 | |
|---------------|------|------|-----------|--------------------------------|--------------|------------------|---------------|----------------|---------|-----------------|
| FDTLOC | FUNC | OBJ | SJ | Description | Budget | Monthly Activity | FYTD Activity | Batch Activity | Amount | Available Funds |
| 50E150 | 3700 | 2140 | 00 150000 | SESE Flow Thru St Joe Med | 500.00 | 98.68 | 296.55 | 0.00 | 0.00 | 203.45 |
| 50E170 | 3700 | 2140 | 00 170000 | Title IV SJS Medicare | 10.00 | 0.00 | 4.35 | 0.00 | 0.00 | 5.65 |
| 50E330 | 3700 | 2140 | 00 330000 | Title II SJS Medicare | 10.00 | 0.00 | 3.26 | 0.00 | 0.00 | 6.74 |
| 50E340 | 3700 | 2140 | 00 340000 | ESSER St Joe Medicare | 0.00 | 0.00 | 0.87 | 0.00 | 0.00 | -0.87 |
| 50E500 | 3700 | 2140 | 00 500000 | Title I St Joe Med | 0.00 | 0.00 | 0.00 | 0.00 | 0.00 | 0.00 |
| 50E530 | 3700 | 2140 | 00 530000 | Title II St Joe Med | 0.00 | 0.00 | 0.00 | 0.00 | 0.00 | 0.00 |
| 50E--- | 3700 | 2--- | -- | | 1,205.00 | 119.34 | 950.65 | 0.00 | 0.00 | 254.35 |
| 50E--- | 37-- | ---- | -- | | 1,205.00 | 119.34 | 950.65 | 0.00 | 0.00 | 254.35 |
| 5-E--- | ---- | ---- | -- | | 1,409,126.00 | 210,580.21 | 1,475,942.10 | 0.00 | 0.00 | -66,816.10 |
| 60E010 | 2530 | 3190 | 00 000000 | Site Construction Pur Serv | 825,000.00 | 469,160.75 | 806,531.32 | 0.00 | 0.00 | 18,468.68 |
| 60E342 | 2530 | 3190 | 00 000000 | ESSER II CONSTRUCTION SERVICES | 595,000.00 | 0.00 | 594,879.39 | 0.00 | 0.00 | 120.61 |
| 60E343 | 2530 | 3190 | 00 000000 | ESSER III Construction Service | 4,712,325.00 | 0.00 | 4,712,325.00 | 0.00 | 0.00 | 0.00 |
| 60E--- | 2530 | 3--- | -- | | 6,132,325.00 | 469,160.75 | 6,113,735.71 | 0.00 | 0.00 | 18,589.29 |
| 60E010 | 2530 | 4100 | 00 000000 | Site & Construction supplies | 0.00 | 0.00 | 0.00 | 0.00 | 0.00 | 0.00 |
| 60E--- | 2530 | 4--- | -- | | 0.00 | 0.00 | 0.00 | 0.00 | 0.00 | 0.00 |
| 60E010 | 2530 | 5310 | 00 000000 | Building Improvement Perm | 0.00 | 0.00 | 0.00 | 0.00 | 0.00 | 0.00 |
| 60E--- | 2530 | 5--- | -- | | 0.00 | 0.00 | 0.00 | 0.00 | 0.00 | 0.00 |
| 60E--- | 25-- | ---- | -- | | 6,132,325.00 | 469,160.75 | 6,113,735.71 | 0.00 | 0.00 | 18,589.29 |
| 60E010 | 4100 | 6620 | 00 000000 | Payback of State Funds | 0.00 | 0.00 | 0.00 | 0.00 | 0.00 | 0.00 |
| 60E--- | 4100 | 6--- | -- | | 0.00 | 0.00 | 0.00 | 0.00 | 0.00 | 0.00 |
| 60E--- | 41-- | ---- | -- | | 0.00 | 0.00 | 0.00 | 0.00 | 0.00 | 0.00 |
| 6-E--- | ---- | ---- | -- | | 6,132,325.00 | 469,160.75 | 6,113,735.71 | 0.00 | 0.00 | 18,589.29 |
| 80E320 | 1100 | 1100 | 00 320000 | Tort Regular Salaries | 364,854.00 | 116,425.58 | 366,425.58 | 0.00 | 0.00 | -1,571.58 |
| 80E--- | 1100 | 1--- | -- | | 364,854.00 | 116,425.58 | 366,425.58 | 0.00 | 0.00 | -1,571.58 |
| 80E--- | 11-- | ---- | -- | | 364,854.00 | 116,425.58 | 366,425.58 | 0.00 | 0.00 | -1,571.58 |
| 80E320 | 1220 | 1100 | 00 320000 | Tort Spec Ed Salaries | 0.00 | 0.00 | 0.00 | 0.00 | 0.00 | 0.00 |
| 80E--- | 1220 | 1--- | -- | | 0.00 | 0.00 | 0.00 | 0.00 | 0.00 | 0.00 |
| 80E--- | 12-- | ---- | -- | | 0.00 | 0.00 | 0.00 | 0.00 | 0.00 | 0.00 |
| 80E320 | 1400 | 1100 | 00 320000 | Tort Voc Salaries | 75,000.00 | 25,000.00 | 75,000.00 | 0.00 | 0.00 | 0.00 |
| 80E--- | 1400 | 1--- | -- | | 75,000.00 | 25,000.00 | 75,000.00 | 0.00 | 0.00 | 0.00 |
| 80E--- | 14-- | ---- | -- | | 75,000.00 | 25,000.00 | 75,000.00 | 0.00 | 0.00 | 0.00 |
| 80E320 | 2130 | 1100 | 00 320000 | Tort Nurse Salaries | 70,000.00 | 35,000.00 | 70,000.00 | 0.00 | 0.00 | 0.00 |
| 80E--- | 2130 | 1--- | -- | | 70,000.00 | 35,000.00 | 70,000.00 | 0.00 | 0.00 | 0.00 |
| 80E320 | 2190 | 1110 | 00 320000 | Tort Supervision Sal | 35,000.00 | 15,000.00 | 35,000.00 | 0.00 | 0.00 | 0.00 |
| 80E--- | 2190 | 1--- | -- | | 35,000.00 | 15,000.00 | 35,000.00 | 0.00 | 0.00 | 0.00 |
| 80E--- | 21-- | ---- | -- | | 105,000.00 | 50,000.00 | 105,000.00 | 0.00 | 0.00 | 0.00 |
| 80E320 | 2320 | 1100 | 00 320000 | Tort Supt Salary | 7,500.00 | 0.00 | 7,500.00 | 0.00 | 0.00 | 0.00 |
| 80E--- | 2320 | 1--- | -- | | 7,500.00 | 0.00 | 7,500.00 | 0.00 | 0.00 | 0.00 |
| 80E320 | 2330 | 1100 | 00 320000 | Tort Asst Supt Salary | 10,000.00 | 0.00 | 10,000.00 | 0.00 | 0.00 | 0.00 |
| 80E--- | 2330 | 1--- | -- | | 10,000.00 | 0.00 | 10,000.00 | 0.00 | 0.00 | 0.00 |

174

| Account Level | | | | 2022-23 | June 2022-23 | 2022-23 | 2022-23 | Encumbered | 2022-23 | |
|---------------|------|------|-----------|--------------------------------|--------------|------------------|---------------|----------------|---------|-----------------|
| FDTLOC | FUNC | OBJ | SJ | Description | Budget | Monthly Activity | FYTD Activity | Batch Activity | Amount | Available Funds |
| 80E320 | 2362 | 3800 | 00 320000 | Work Comp Insurance | 0.00 | 0.00 | 0.00 | 0.00 | 0.00 | 0.00 |
| 80E320 | 2362 | 3900 | 00 320000 | Direct pay for W/C visits | 0.00 | 0.00 | 0.00 | 0.00 | 0.00 | 0.00 |
| 80E--- | 2362 | 3--- | -- ----- | | 0.00 | 0.00 | 0.00 | 0.00 | 0.00 | 0.00 |
| 80E320 | 2363 | 3800 | 00 320000 | Unemployment Insurance | 0.00 | 0.00 | 0.00 | 0.00 | 0.00 | 0.00 |
| 80E--- | 2363 | 3--- | -- ----- | | 0.00 | 0.00 | 0.00 | 0.00 | 0.00 | 0.00 |
| 80E320 | 2364 | 3800 | 00 320000 | Insurance | 0.00 | 0.00 | 0.00 | 0.00 | 0.00 | 0.00 |
| 80E--- | 2364 | 3--- | -- ----- | | 0.00 | 0.00 | 0.00 | 0.00 | 0.00 | 0.00 |
| 80E320 | 2365 | 3190 | 00 320000 | Bush/Nav/ISCOR/Alice/SRO/Lega | 126,000.00 | 8,955.07 | 126,001.37 | 0.00 | 0.00 | -1.37 |
| 80E320 | 2365 | 3800 | 00 320000 | Tort WC Ins and all other ins | 312,005.00 | 0.00 | 310,561.00 | 0.00 | 0.00 | 1,444.00 |
| 80E320 | 2365 | 3810 | 00 320000 | Unemployment Ins | 0.00 | 0.00 | 0.00 | 0.00 | 0.00 | 0.00 |
| 80E--- | 2365 | 3--- | -- ----- | | 438,005.00 | 8,955.07 | 436,562.37 | 0.00 | 0.00 | 1,442.63 |
| 80E320 | 2366 | 6500 | 00 320000 | Judgement/Settlement | 0.00 | 0.00 | 0.00 | 0.00 | 0.00 | 0.00 |
| 80E--- | 2366 | 6--- | -- ----- | | 0.00 | 0.00 | 0.00 | 0.00 | 0.00 | 0.00 |
| 80E320 | 2367 | 1100 | 00 320000 | Tort Salaries | 0.00 | 0.00 | 0.00 | 0.00 | 0.00 | 0.00 |
| 80E--- | 2367 | 1--- | -- ----- | | 0.00 | 0.00 | 0.00 | 0.00 | 0.00 | 0.00 |
| 80E320 | 2367 | 3190 | 00 320000 | Bushue/AT/Nav/ISCORP/Alice/SRO | 0.00 | 0.00 | 0.00 | 0.00 | 0.00 | 0.00 |
| 80E--- | 2367 | 3--- | -- ----- | | 0.00 | 0.00 | 0.00 | 0.00 | 0.00 | 0.00 |
| 80E320 | 2369 | 3800 | 00 320000 | Legal Fees | 0.00 | 0.00 | 0.00 | 0.00 | 0.00 | 0.00 |
| 80E--- | 2369 | 3--- | -- ----- | | 0.00 | 0.00 | 0.00 | 0.00 | 0.00 | 0.00 |
| 80E320 | 2372 | 3800 | 00 320000 | Vehicle Insurance | 0.00 | 0.00 | 0.00 | 0.00 | 0.00 | 0.00 |
| 80E--- | 2372 | 3--- | -- ----- | | 0.00 | 0.00 | 0.00 | 0.00 | 0.00 | 0.00 |
| 80E--- | 23-- | ---- | -- ----- | | 455,505.00 | 8,955.07 | 454,062.37 | 0.00 | 0.00 | 1,442.63 |
| 80E320 | 2410 | 1100 | 00 320000 | Tort Principal Salaries | 30,000.00 | 15,000.00 | 30,000.00 | 0.00 | 0.00 | 0.00 |
| 80E--- | 2410 | 1--- | -- ----- | | 30,000.00 | 15,000.00 | 30,000.00 | 0.00 | 0.00 | 0.00 |
| 80E--- | 24-- | ---- | -- ----- | | 30,000.00 | 15,000.00 | 30,000.00 | 0.00 | 0.00 | 0.00 |
| 80E320 | 2540 | 1110 | 00 320000 | Tort Custodian Salaries | 174,711.00 | 64,711.00 | 174,711.00 | 0.00 | 0.00 | 0.00 |
| 80E--- | 2540 | 1--- | -- ----- | | 174,711.00 | 64,711.00 | 174,711.00 | 0.00 | 0.00 | 0.00 |
| 80E320 | 2550 | 1110 | 00 320000 | Tort Transportation Salaries | 110,000.00 | 35,000.00 | 110,000.00 | 0.00 | 0.00 | 0.00 |
| 80E--- | 2550 | 1--- | -- ----- | | 110,000.00 | 35,000.00 | 110,000.00 | 0.00 | 0.00 | 0.00 |
| 80E320 | 2560 | 1110 | 00 320000 | Tort Food Serv Salaries | 25,000.00 | 10,000.00 | 25,000.00 | 0.00 | 0.00 | 0.00 |
| 80E--- | 2560 | 1--- | -- ----- | | 25,000.00 | 10,000.00 | 25,000.00 | 0.00 | 0.00 | 0.00 |
| 80E--- | 25-- | ---- | -- ----- | | 309,711.00 | 109,711.00 | 309,711.00 | 0.00 | 0.00 | 0.00 |
| 80E320 | 4120 | 3190 | 00 320000 | Tort SESE Administration | 21,000.00 | 10,000.00 | 21,000.00 | 0.00 | 0.00 | 0.00 |
| 80E--- | 4120 | 3--- | -- ----- | | 21,000.00 | 10,000.00 | 21,000.00 | 0.00 | 0.00 | 0.00 |
| 80E--- | 41-- | ---- | -- ----- | | 21,000.00 | 10,000.00 | 21,000.00 | 0.00 | 0.00 | 0.00 |
| 80E010 | 8130 | 0000 | 00 000000 | Transfer Among Funds | 0.00 | 0.00 | 0.00 | 0.00 | 0.00 | 0.00 |
| 80E--- | 8130 | 0--- | -- ----- | | 0.00 | 0.00 | 0.00 | 0.00 | 0.00 | 0.00 |
| 80E--- | 81-- | ---- | -- ----- | | 0.00 | 0.00 | 0.00 | 0.00 | 0.00 | 0.00 |
| 8-E--- | ---- | ---- | -- ----- | | 1,361,070.00 | 335,091.65 | 1,361,198.95 | 0.00 | 0.00 | -128.95 |
| 90E370 | 2530 | 3100 | 00 370000 | L/S MS Contractors | 0.00 | 0.00 | 0.00 | 0.00 | 0.00 | 0.00 |

175

| Account Level | | | | 2022-23 | June 2022-23 | 2022-23 | 2022-23 | Encumbered | 2022-23 | |
|----------------------|------|------|-----------|------------------------|---------------|------------------|---------------|----------------|---------|-----------------|
| FDTLOC | FUNC | OBJ | SJ | Description | Budget | Monthly Activity | FYTD Activity | Batch Activity | Amount | Available Funds |
| 90E370 | 2530 | 3160 | 00 370000 | L/S MS Arch Fees | 0.00 | 0.00 | 0.00 | 0.00 | 0.00 | 0.00 |
| 90E010 | 2530 | 3190 | 00 000000 | L/S Purchases Services | 251,000.00 | 0.00 | 249,902.75 | 0.00 | 0.00 | 1,097.25 |
| 90E370 | 2530 | 3190 | 00 370000 | L/S MS Oth Pur Serv | 0.00 | 0.00 | 0.00 | 0.00 | 0.00 | 0.00 |
| 90E010 | 2530 | 3240 | 00 000000 | L/S Contractor Fees | 0.00 | 0.00 | 0.00 | 0.00 | 0.00 | 0.00 |
| 90E--- | 2530 | 3--- | -- ----- | | 251,000.00 | 0.00 | 249,902.75 | 0.00 | 0.00 | 1,097.25 |
| 90E010 | 2530 | 4100 | 00 000000 | L/S Supplies | 6,500.00 | 0.00 | 5,454.95 | 0.00 | 0.00 | 1,045.05 |
| 90E--- | 2530 | 4--- | -- ----- | | 6,500.00 | 0.00 | 5,454.95 | 0.00 | 0.00 | 1,045.05 |
| 90E010 | 2530 | 5500 | 00 000000 | L/S Equipment | 0.00 | 0.00 | 0.00 | 0.00 | 0.00 | 0.00 |
| 90E010 | 2530 | 5510 | 00 000000 | L/S Building | 0.00 | 0.00 | 0.00 | 0.00 | 0.00 | 0.00 |
| 90E--- | 2530 | 5--- | -- ----- | | 0.00 | 0.00 | 0.00 | 0.00 | 0.00 | 0.00 |
| 90E--- | 25-- | ---- | -- ----- | | 257,500.00 | 0.00 | 255,357.70 | 0.00 | 0.00 | 2,142.30 |
| 95E010 | 2500 | 0000 | 00 000000 | | 0.00 | 0.00 | 0.00 | 0.00 | 0.00 | 0.00 |
| 95E--- | 2500 | 0--- | -- ----- | | 0.00 | 0.00 | 0.00 | 0.00 | 0.00 | 0.00 |
| 95E--- | 25-- | ---- | -- ----- | | 0.00 | 0.00 | 0.00 | 0.00 | 0.00 | 0.00 |
| 9-E--- | ---- | ---- | -- ----- | | 257,500.00 | 0.00 | 255,357.70 | 0.00 | 0.00 | 2,142.30 |
| --E--- | ---- | ---- | -- ----- | | 37,604,403.00 | 2,637,846.56 | 36,435,387.18 | 3,355.04 | -588.55 | 1,166,249.33 |
| Grand Revenue Totals | | | | | 39,186,286.00 | 1,692,410.49 | 39,817,034.13 | 0.00 | 0.00 | -630,748.13 |
| Grand Expense Totals | | | | | 37,604,403.00 | 2,637,846.56 | 36,435,387.18 | 3,355.04 | -588.55 | 1,166,249.33 |
| Grand Totals | | | | | 1,581,883.00 | 945,436.07 | 3,381,646.95 | 3,355.04 | 588.55 | 1,796,997.46 |
| | | | | | Profit | Loss | Profit | Loss | Profit | Loss |

176

Number of Accounts: 2530

***** End of report *****

**Richland County Community Unit #1
Certificates of Deposit**

| Date Invested | EOM Total | Date Due | APY Rate | Monthly Interest |
|---------------|----------------------|----------|----------|------------------|
| | | | | - |
| 02/16/23 | 2,500,000.00 | 02/15/24 | 4.66% | |
| 05/18/23 | 2,500,000.00 | 05/16/24 | 5.00% | - |
| 02/16/23 | 5,000,000.00 | 08/17/23 | 4.64% | |
| | | | | |
| 02/19/23 | 4,500,000.00 | 02/08/24 | 4.63% | - |
| *CDARS | | | | |
| Total | 14,500,000.00 | | | - |

Interest

FY2019

| Month Earned | Date Rcvd | 1% Sales Tax | Running Total |
|--------------|-----------|--------------|---------------|
| Jul | Oct | 101,041.55 | 101,041.55 |
| Aug | Nov | 126,386.96 | 227,428.51 |
| Sep | Dec | 111,016.23 | 338,444.74 |
| Oct | Jan | 112,226.24 | 450,670.98 |
| Nov | Feb | 113,308.88 | 563,979.86 |
| Dec | Mar | 119,079.73 | 683,059.59 |
| Jan | Apr | 89,472.58 | 772,532.17 |
| Feb | May | 87,504.12 | 860,036.29 |
| Mar | Jun | 106,035.53 | 966,071.82 |
| Apr | Jul | 108,168.52 | 1,074,240.34 |
| May | Aug | 111,535.35 | 1,185,775.69 |
| Jun | Sep | 113,928.45 | 1,299,704.14 |

FY2020

| 1% Sales Tax | Running Total |
|--------------|---------------|
| 107,430.15 | 107,430.15 |
| 106,243.79 | 213,673.94 |
| 105,609.04 | 319,282.98 |
| 109,937.97 | 429,220.95 |
| 107,184.55 | 536,405.50 |
| 119,950.89 | 656,356.39 |
| 92,802.02 | 749,158.41 |
| 83,533.71 | 832,692.12 |
| 95,636.77 | 928,328.89 |
| 104,688.17 | 1,033,017.06 |
| 116,066.20 | 1,149,083.26 |
| 119,945.69 | 1,269,028.95 |

FY2021

| 1% Sales Tax | Running Total |
|--------------|---------------|
| 109,148.91 | 109,148.91 |
| 106,834.64 | 215,983.55 |
| 111,730.32 | 327,713.87 |
| 112,797.75 | 440,511.62 |
| 108,456.75 | 548,968.37 |
| 128,494.78 | 677,463.15 |
| 117,318.53 | 794,781.68 |
| 100,894.34 | 895,676.02 |
| 151,720.13 | 1,047,396.15 |
| 137,899.08 | 1,185,295.23 |
| 141,386.88 | 1,326,682.11 |
| 146,876.31 | 1,473,558.42 |

FY2022

| 1% Sales Tax | Running Total |
|--------------|---------------|
| 130,971.98 | 130,971.98 |
| 139,607.27 | 270,579.25 |
| 140,558.39 | 411,137.64 |
| 141,901.46 | 553,039.10 |
| 146,360.62 | 699,399.72 |
| 167,303.75 | 866,703.47 |
| 121,234.79 | 987,938.26 |
| 113,565.12 | 1,101,503.38 |
| 158,137.16 | 1,259,640.54 |
| 146,646.61 | 1,406,287.15 |
| 166,258.67 | 1,572,545.82 |
| 174,596.01 | 1,747,141.83 |

FY2023

| Month Earned | Date Rcvd | 1% Sales Tax | Running Total |
|--------------|-----------|--------------|---------------|
| Jul | Oct | 179,251.46 | 179,251.46 |
| Aug | Nov | 150,231.38 | 329,482.84 |
| Sep | Dec | 149,275.57 | 478,758.41 |
| Oct | Jan | 168,212.99 | 646,971.40 |
| Nov | Feb | 160,559.34 | 807,530.74 |
| Dec | Mar | 174,650.00 | 982,180.74 |
| Jan | Apr | 122,190.93 | 1,104,371.67 |
| Feb | May | 128,347.34 | 1,232,719.01 |
| Mar | Jun | 150,608.77 | 1,383,327.78 |
| Apr | Jul | | 1,383,327.78 |
| May | Aug | | 1,383,327.78 |
| Jun | Sep | | 1,383,327.78 |

Richland County Community Unit School District #1 State Money Pending

FY23


| Program | FY23 | Date of Voucher |
|---|---------------------|--------------------|
| St Aide-3001 | | |
| Special Ed Priv Facility-3100 * | | |
| Special Ed Personnel-3110 * | | |
| Special Ed X-Ordinary-3105 * | | |
| Special Ed Orphan -3120 | | |
| Special Ed Summer School -3145 | | |
| Ag Ed-3235 | | |
| State Lunch/Breakfast-3360 | | |
| Driver's Ed-3370 | \$ 15,811.88 | 03/22/2023 6/21/23 |
| Transportation Regular-3500 * | | |
| Transportation Spec Ed-3510 * | | |
| TAOEP 3695 | | |
| Early Childhood-3705 | \$20,000.00 | 7/5/2023 |
| Fine Arts Grant-3962 | | |
| Other State -PSAT 3999 | | |
| Federal Lunch 4210 | | |
| Federal Milk 4215 | | |
| Federal Bfast 4220 | | |
| Federal Summer Lunch 4225 | | |
| Title II - 4932 | | |
| Title I - 4300 | | |
| Title I S & A 4331 | | |
| Title IV 4400 | | |
| 21st Century - 4421 | | |
| SESE PREK Flow Thru 4600 | | |
| SESE Flow Thru 4620 | | |
| Fed Room/Board 4625 | | |
| Rural Ed Grant-4107 | | |
| Other Fed Program/ESSER-DE(21) | | |
| Other Fed Program/ESSER- 4998 | | |
| Other Fed Program/ESSER-E2 4998 | | |
| Other Fed Program/ESSER-E3 4998 | | |
| Other Fed Program/D24999 | | |
| Other Fed Program/PS-ID | | |
| Other Fed Program/HL | | |
| * is M-CATS (Mandated Catagoricals-Qtrly) | | |
| | | |
| Grand Total ** | \$ 35,811.88 | \$35,811.88 |
| | | 7/18/2023 |

*M-cats \$ -

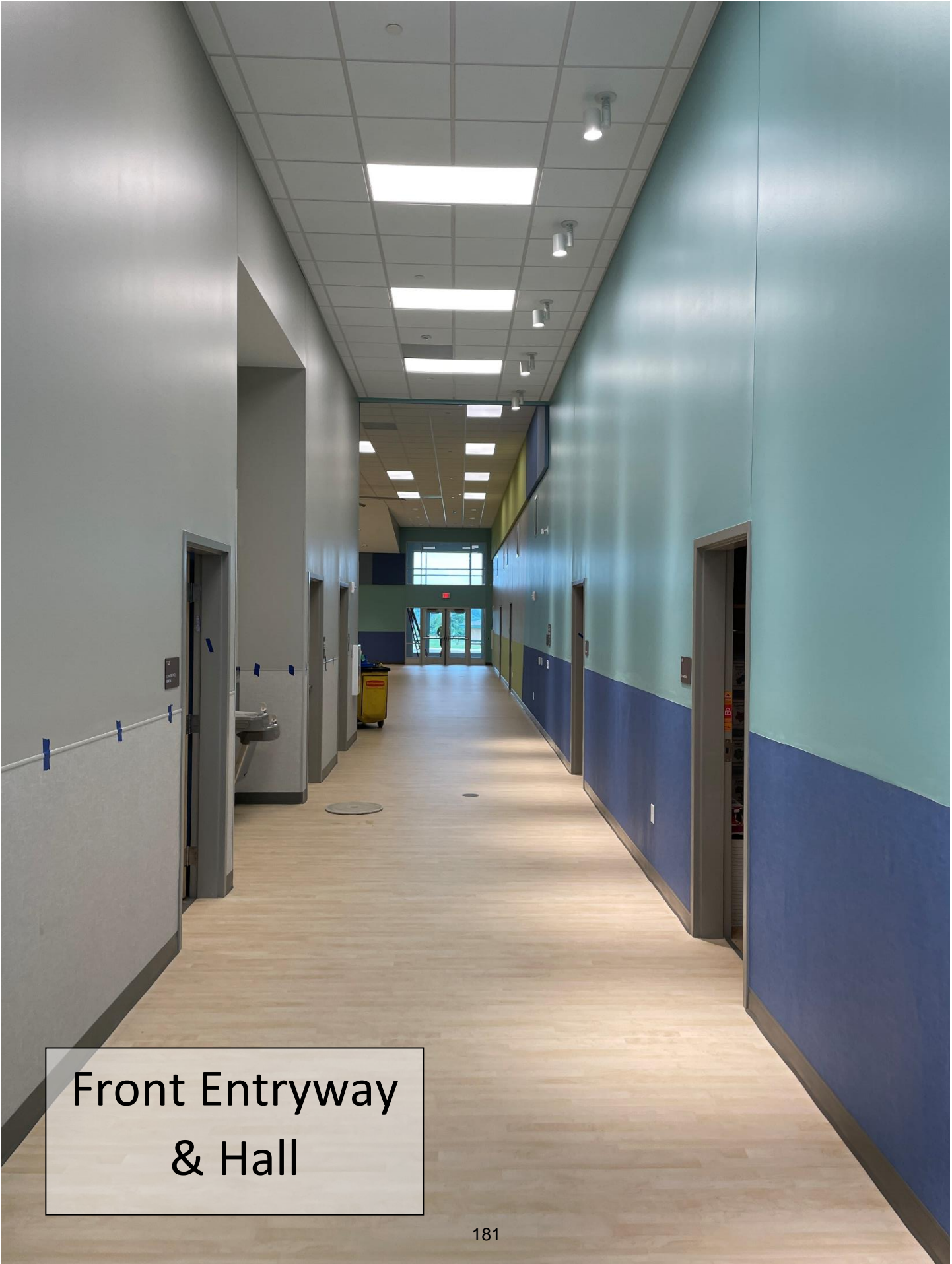
| | FY23 | Original | Budget | | |
|--------------------|----------------------------------|----------------------|--------------------------|----------------------------------|-------------------|
| Fund | Fund Balance July 1, 2022 | FY23 Revenue | FY23 Expenditures | Fund Balance July 1, 2023 | Difference |
| 10-Education* | 16,222,735.11 | 22,890,931.00 | 22,563,475.00 | 16,550,191.11 | 327,456.00 |
| 20-Building/Grnds | 3,334,912.09 | 1,360,000.00 | 1,249,000.00 | 3,445,912.09 | 111,000.00 |
| 30-Bond & Interest | 537,992.42 | 2,362,631.00 | 2,752,026.00 | 148,597.42 | (389,395.00) |
| 40-Transportation | 1,343,047.01 | 1,539,000.00 | 1,601,203.00 | 1,280,844.01 | (62,203.00) |
| 50-IMRF/SS** | 649,238.05 | 1,273,000.00 | 1,621,060.00 | 301,178.05 | (348,060.00) |
| 60-Site & Const*** | 820,741.83 | 5,566,500.00 | 4,750,000.00 | 1,637,241.83 | 816,500.00 |
| 70-Working Cash | 864,586.40 | 134,000.00 | 0.00 | 998,586.40 | 134,000.00 |
| 80-Tort | 0.00 | 1,344,000.00 | 1,344,000.00 | 0.00 | 0.00 |
| 90-Life Safety | 263,789.81 | 131,500.00 | 215,000.00 | 180,289.81 | (83,500.00) |
| | | | | | 0.00 |
| Total | 24,037,042.72 | 36,601,562.00 | 36,095,764.00 | 24,542,840.72 | 505,798.00 |

| | FY23 | Amended | Budget | | |
|--------------------|----------------------------------|----------------------|--------------------------|----------------------------------|---------------------|
| Fund | Fund Balance July 1, 2022 | FY23 Revenue | FY23 Expenditures | Fund Balance July 1, 2023 | Difference |
| 10-Education* | 16,222,735.11 | 24,792,168.00 | 22,541,213.00 | 18,473,690.11 | 2,250,955.00 |
| 20-Building/Grnds | 3,334,912.09 | 1,414,300.00 | 1,580,690.00 | 3,168,522.09 | (166,390.00) |
| 30-Bond & Interest | 537,992.42 | 2,401,731.00 | 2,752,526.00 | 187,197.42 | (350,795.00) |
| 40-Transportation | 1,343,047.01 | 1,381,343.00 | 1,569,953.00 | 1,154,437.01 | (188,610.00) |
| 50-IMRF/SS** | 649,238.05 | 1,276,000.00 | 1,409,126.00 | 516,112.05 | (133,126.00) |
| 60-Site & Const*** | 820,741.83 | 6,294,089.00 | 6,132,325.00 | 982,505.83 | 161,764.00 |
| 70-Working Cash | 864,586.40 | 133,900.00 | 0.00 | 998,486.40 | 133,900.00 |
| 80-Tort | - | 1,361,070.00 | 1,361,070.00 | 0.00 | 0.00 |
| 90-Life Safety | 263,789.81 | 131,685.00 | 257,500.00 | 137,974.81 | (125,815.00) |
| | | | | | 0.00 |
| Total | 24,037,042.72 | 39,186,286.00 | 37,604,403.00 | 25,618,925.72 | 1,581,883.00 |

| | FY23 | Actual | Budget | | |
|--------------------|----------------------------------|----------------------|--------------------------|----------------------------------|---------------------|
| Fund | Fund Balance July 1, 2022 | FY23 Revenue | FY23 Expenditures | Fund Balance July 1, 2023 | Difference |
| 10-Education* | 16,222,735.11 | 25,355,178.29 | 21,562,325.47 | 20,015,587.93 | 3,792,852.82 |
| 20-Building/Grnds | 3,334,912.09 | 1,415,777.71 | 1,452,800.06 | 3,297,889.74 | (37,022.35) |
| 30-Bond & Interest | 537,992.42 | 2,402,007.52 | 2,752,525.88 | 187,474.06 | (350,518.36) |
| 40-Transportation | 1,343,047.01 | 1,410,555.72 | 1,461,501.31 | 1,292,101.42 | (50,945.59) |
| 50-IMRF/SS** | 649,238.05 | 1,277,406.99 | 1,475,942.10 | 450,702.94 | (198,535.11) |
| 60-Site & Const*** | 820,741.83 | 6,328,700.75 | 6,113,735.71 | 1,035,706.87 | 214,965.04 |
| 70-Working Cash | 864,586.40 | 134,370.48 | 0.00 | 998,956.88 | 134,370.48 |
| 80-Tort | - | 1,361,198.95 | 1,361,198.95 | 0.00 | 0.00 |
| 90-Life Safety | 263,789.81 | 131,837.72 | 255,357.70 | 140,269.83 | (123,519.98) |
| | | | | | 0.00 |
| Total | 24,037,042.72 | 39,817,034.13 | 36,435,387.18 | 27,418,689.67 | 3,381,646.95 |



**RCELC
Front Entrance**



Front Entryway
& Hall



Main Office



Office
Workspace




Office



Classroom



Teacher
Workroom



Multi-Purpose
Room

Resolution to Commend Mr. Dennis Anderson

WHEREAS, the Board of Education of Richland County Community Unit School District No. 1, counties of Clay, Jasper, Lawrence, Richland, and Wayne, Illinois approved a resolution on July 20, 2023, to commend and express gratitude to Mr. Dennis Anderson for his service to education and the community as a member of the Richland County Community Unit School District No. 1 Board of Education

WHEREAS, Mr. Dennis Anderson served as a member of Richland County Community Unit School District No. 1 Board of Education since being elected in April of 2019, serving as Secretary in 2022-2023, and

188

WHEREAS, Mr. Anderson served on the board that oversaw substantial improvements to school district facilities which included a complete renovation of the Richland County High School and the construction of the new Richland County Early Learning Center, and

WHEREAS, Mr. Anderson advocated for all students by expanding learning opportunities inside and outside of the classroom, and

WHEREAS, Mr. Anderson provided unique insight to board deliberations and represented the tax payers and community members of the Richland County Community Unit School District No. 1 in a responsible and ethical manner, and

WHEREAS, the community and students of all Richland County are indebted to Mr. Anderson for providing outstanding educational opportunities to the residents of the Richland County School District.

THEREFORE, the Board of Education recognizes the dedication and commitment put forth by Mr. Dennis Anderson and thanks you for your unselfish service on behalf of the students and community of Richland County.

WHEREUPON, this Resolution was duly approved by roll call vote as follows: **Yea:** Mr. Jake Anderson, Mrs. Cindy Bailey, Mr. Norm Henderson, Mr. Marc Leist, Mrs. Cindy Lockley, Mr. Scott Snyder, Mr. Jeff Wilson.

Nay: None. **Absent:** None

DATED THIS 20th DAY OF JULY 2023

FOR AND ON BEHALF OF:

RICHLAND COUNTY COMMUNITY UNIT SCHOOL DISTRICT NO. 1
BOARD OF EDUCATION

Mr. Scott Snyder, President
Board of Education

Resolution to Commend Mr. Alex Cline

WHEREAS, the Board of Education of Richland County Community Unit School District No. 1, counties of Clay, Jasper, Lawrence, Richland, and Wayne, Illinois approved a resolution on July 20, 2023, to commend and express gratitude to Mr. Alex Cline for his service to education and the community as a member of the Richland County Community Unit School District No. 1 Board of Education.

WHEREAS, Mr. Alex Cline served as a member of Richland County Community Unit School District No. 1 Board of Education since being appointed in November of 2021, and

189

WHEREAS, Mr. Cline served on the board that oversaw substantial improvements to school district facilities which included a complete renovation of the Richland County High School and the construction of the new Richland County Early Learning Center, and

WHEREAS, Mr. Cline advocated for all students by expanding learning opportunities inside and outside of the classroom, and

WHEREAS, Mr. Cline provided unique insight to board deliberations and represented the tax payers and community members of the Richland County Community Unit School District No. 1 in a responsible and ethical manner, and

WHEREAS, the community and students of all Richland County are indebted to Mr. Cline for providing outstanding educational opportunities to the residents of the Richland County School District.

THEREFORE, the Board of Education recognizes the dedication and commitment put forth by Mr. Alex cline and thanks you for your unselfish service on behalf of the students and community of Richland County.

WHEREUPON, this Resolution was duly approved by roll call vote as follows: **Yea:** Mr. Jake Anderson, Mrs. Cindy Bailey, Mr. Norm Henderson, Mr. Marc Leist, Mrs. Cindy Lockley, Mr. Scott Snyder, Mr. Jeff Wilson.

Nay: None. **Absent:** None

DATED THIS 20th DAY OF JULY 2023
FOR AND ON BEHALF OF:
RICHLAND COUNTY COMMUNITY UNIT SCHOOL DISTRICT NO. 1
BOARD OF EDUCATION

Mr. Scott Snyder, President
Board of Education

Resolution to Commend Mr. Chris Simpson

WHEREAS, the Board of Education of Richland County Community Unit School District No. 1, counties of Clay, Jasper, Lawrence, Richland, and Wayne, Illinois approved a resolution on July 20, 2023, to commend and express gratitude to Mr. Chris Simpson for his service to education and the community as Superintendent of Richland County Community Unit School District No. 1.

WHEREAS, Mr. Chris Simpson served as Superintendent of Richland County Community Unit School District No. 1 from July 1, 2019 - June 30, 2023, and

WHEREAS, Mr. Simpson successfully led the efforts to carry out the mission of the Richland County School District, which is to create a safe and engaging learning environment that provides our students with opportunities to prepare them for academic success, career readiness, life-long learning, citizenship, and global awareness, and

WHEREAS, Mr. Simpson led the district in making substantial improvements to school district facilities which included a complete renovation of Richland County High School and construction of the Richland County Early Learning Center, and

WHEREAS, Mr. Simpson advocated for all students by expanding learning opportunities inside and outside of the classroom, and

WHEREAS, the community and students of Richland County are indebted to Mr. Simpson for providing outstanding educational opportunities to the residents of the Richland County School District.

THEREFORE, the Board of Education recognizes the dedication and commitment put forth by Mr. Simpson and thanks you for your unselfish service on behalf of the students, staff, and community of Richland County.

WHEREUPON, this Resolution was duly approved by roll call vote as follows: **Yea:** Mr. Jake Anderson, Mrs. Cindy Bailey, Mr. Norm Henderson, Mr. Marc Leist, Mrs. Cindy Lockley, Mr. Scott Snyder, Mr. Jeff Wilson.

Nay: None. **Absent:** None

DATED THIS 20th DAY OF JULY 2023
FOR AND ON BEHALF OF:
RICHLAND COUNTY COMMUNITY UNIT SCHOOL DISTRICT NO. 1
BOARD OF EDUCATION

Mr. Scott Snyder, President
Board of Education



RICHLAND COUNTY COMMUNITY UNIT NO. 1

1100 EAST LAUREL STREET - OLNEY, ILLINOIS 62450 - P/618-395-2324 - F/618-392-4147

Jason Fox, Superintendent of Schools – Chad LeCrone, Assistant Superintendent

Date: July 13, 2023

To: Richland County CUSD #1 Board of Education
Jason Fox, Superintendent

From: Chad LeCrone, Assistant Superintendent

Re: 2023-24 Food and Supplies Bid Recommendations

I recommend the following bids for dairy products, food, and supplies be approved for the 2023-24 school year for the RCCU #1 Food Service Department:

- Dairy products - Prairie Farms Dairy
- Food, Bakery, & Kitchen Supplies - Wabash Food Service

DAIRY PRODUCTS BID SHEET

Richland County Community Unit 1 is requesting bids for the 2023-24 school year for the following products:

| | | | |
|-------------------------------------|---|----------------|------------------------|
| ½ pints LF white milk 1% | @ | <u>.2823</u> | ea |
| ½ pints LF chocolate milk 1% | @ | <u>.3110</u> | ea |
| ½ pints LF strawberry milk 1% | @ | <u>.3099</u> | ea |
| ½ pints LF vanilla milk 1% | @ | <u>N/A</u> | ea |
| 5# cottage cheese LF, small curds | @ | <u>9.80</u> | per 5# container |
| 60ct/4 oz. Cottage Cheese LF, cups | @ | <u>.7585</u> | ea |
| 4/5# cottage cheese LF, small curds | @ | <u>39.20</u> | per cs |
| 4/5# parfait yogurt, LF | @ | <u>N/A</u> | per cs |
| 4/5# Flavored BULK yogurt, LF | @ | <u>25.6540</u> | per cs |
| 12/4 oz. Flavored yogurt, LF | @ | <u>4.5036</u> | per flat |
| 60/4 oz. Flavored yogurt, LF | @ | <u>N/A</u> | per case |
| 5# light sour cream – if available | @ | <u>N/A</u> | per 5# container |
| 1# light sour cream | @ | <u>3.5964</u> | per container |
| 18 20# light sour cream | @ | <u>64.7352</u> | per cs |
| Real butter <u>18</u> lb. per cs | @ | <u>59.22</u> | per cs |
| Margarine <u>18</u> lbs. per cs | @ | <u>30.9762</u> | per cs |
| Margarine Packets _____ # per cs. | @ | <u>N/A</u> | per case |
| 4 oz 100% Orange Juice <u>75</u> | @ | <u>.2201</u> | ea @ <u>16.5075</u> cs |
| 4 oz 100% Grape Juice | @ | <u>N/A</u> | ea @ <u>N/A</u> cs |
| 4 oz 100% Apple Juice <u>75</u> | @ | <u>.2201</u> | ea @ <u>16.5075</u> cs |
| Cream Cheese | @ | <u>N/A</u> | ea @ <u>N/A</u> cs |
| *LF - Low Fat | | | |

| Bid Sheets | If case size being quoted is different than case size listed, please make a notation in the NOTES column. Also, when a Low Sodium or Whole Grain item is available, please bid that item. Thank You. | | | | | |
|---|--|---|--------|----------|-------|---------------------------|
| Bid Sheets for July 2023-July 2024 | | IN ADDITION TO YOUR MAILED COPY, PLEASE SEND DIGITAL (EXCEL FILE ONLY - NO PDF FILES) | | | | |
| TO: clecrone@rccu1.net | | | | | | |
| Item Description | Case Size | Approx. Usage | Item # | Price | Brand | Notes |
| Canned Goods | | Estimates | | | | |
| Apples - Sliced | 6/#10 | 100 cases | 11991 | 64.83 W | | |
| Applesauce | 6/#10 | 100 cases | 11851 | 40.25 W | | |
| Beans, Green | 6/#10 | 100 cases | 8893 | 31.73 W | | |
| Beans, Refried | 6/#10 | 20 cases | 35319 | 60.01 W | | |
| Beef, Cubes in broth | 6/#10 | 30 cases | 3434 | 140.50 W | | |
| Carrots, sliced | 6/#10 | 100 cases | 9245 | 29.73 W | | |
| Corn | 6/#10 | 50 cases | 9520 | 33.26 W | | |
| Mandarin Oranges | 6/#10 | 200 cases | 13358 | 41.25 W | | Whole Segments |
| Mixed Fruit | 6/#10 | 200 cases | 13122 | 60.29 W | | |
| Pan Release | 6/16.5 oz. | 20 cases | 58680 | 29.73 W | | NO SUN FLOWER OIL |
| Peaches, Diced | 6/#10 | 125 cases | 13628 | 42.38 W | | |
| Peaches, Sliced | 6/#10 | 50 cases | 13625 | 43.51 W | | |
| Pears, Diced | 6/#10 | 125 cases | 63770 | 35.40 W | | |
| Pears, Sliced | 6/#10 | 50 cases | 63762 | 38.76 W | | |
| Peas | 6/#10 | 75 cases | 10057 | 37.47 W | | |
| Pickle Spears Heinz | 6/#10 | 40 cases | | NB | | Cans NOT 5 gallon Buckets |
| Pineapple, Sliced | 6/#10 | 40 cases | 10995 | 43.51 W | | |
| Pineapple, Tidbits | 6/#10 | 200 cases | 10979 | 33.90 W | | |
| Pork and Beans | 6/#10 | 50 cases | 7773 | 35.24 W | | |
| Potatoes, Diced | 6/#10 | 20 cases | 10758 | 43.82 W | | |
| Potatoes, Sliced/dhyd | 4/#5 | 20 cases | 26488 | 86.39 W | | |
| Potatoes, Whipped True | 6/#10 | 30 cases | 26667 | 85.79 W | | Trio |
| Pumpkin, canned | 6/#10 | 20 cases | 11029 | 54.78 W | | |
| Bulk | | | | | | |
| BBQ Sauce - Comparable | 4/ 1 gal | 10 cases | 54585 | 57.08 W | | |
| BBQ Sauce - Sweet Baby Rays ONLY | 4/1 gal | 35 cases | 59325 | 58.90 W | | |
| Butter, Spray | 6/14 oz. | 20 cases | 401240 | 33.49 W | | |
| Butter, Spray Garlic | 6/14 oz. | 20 cases | 58690 | 34.00 W | | |
| Cereal, Corn Flake Bulk | 4/35 oz | 20 cases | 19003 | 17.25 W | | |
| Cereal, Crispix Bulk | 4/30 oz | 20 cases | | NB | | |
| Cereal, Golden Grahams Bulk | 4/43.5 oz | 20 cases | 300057 | 70.86 W | | |
| Cereal, Rice Krispies Bulk | 4/35 oz | 20 cases | 19194 | 20.86 W | | |
| Chips, Corn Whole Grain BULK | 8/1# | 20 cases | 38431 | 21.73 W | | |
| Chips, Tortilla (rounds) BULK | 8/2# | 50 cases | 35150 | 21.88 W | | |
| Crackers, Graham WG | 12# | 50 cases | 4707 | 55.88 W | | |
| Dip Mix, Ranch/ Hidden Valley ONLY | 18/3.2 | 15 cases | 54402 | 37.53 W | | |
| Dip Mix, Ranch/ Low Sodium | 18/3.2 | 40 cases | | NB | | |
| Flour | 50# | 10 cases | 20711 | 23.93 W | | |

| | | | | | | |
|------------------------------------|-------------|-----------|--------|----------|--|-------------|
| Flour, whole wheat blend | 50# | 20 cases | 10088 | 17.59 W | | |
| Granola, Bulk | 4/50 oz | 15 cases | 402136 | 73.29 W | | |
| Gravy, Brown | 6/15 oz | 20 cases | 15652 | 26.66 W | | |
| Gravy, Chicken | 12/7 oz | 20 cases | 1587 | 26.83 W | | |
| Gravy, Turkey | 8/15 oz | 20 cases | 1595 | 25.57 W | | |
| Gravy, White | 6/1.5# | 20 cases | 1546 | 24.57 W | | |
| Muffin Mix/Variety GM | 6/5# | 20 cases | 973 | 75.27 W | | |
| Mushroom, cream soup - Canned | 12/50 oz | 15 cases | 29018 | 58.56 W | | |
| Noodles, Kluski /16" Egg Noodle | 10# | 40 cases | 32101 | 26.88 W | | |
| Oatmeal | 12/42 oz | 20 cases | 17671 | 44.99 W | | |
| Onions, Dry - Flakes | 15 lb | 20 cases | 52337 | 86.85 W | | |
| Pasta, Elbow, Whole Grain | 20 lb | 25 cases | 32167 | 25.38 W | | |
| Pasta, Rotini, Whole Grain | 20 lb | 25 cases | 32165 | 23.53 W | | |
| Pasta, Spaghetti, Whole Grain | 20 lb | 25 cases | 32145 | 22.77 W | | |
| Pickles, Dill I- SI 2600 Slices | 4/5.5 # | 30 cases | 34126 | 29.99 W | | |
| Pop Tarts - Whole Grain | 120 ct. | 30 cases | 18433 | 60.22 W | | All Flavors |
| Rice, Brown | 24# | 10 cases | 19180 | 21.58 W | | |
| Sloppy Joe Seasoning, Lawry's ONLY | 6/15 | 20 cases | 400240 | 33.43 W | | |
| Sugar, Brown | 2-Dec | 20 cases | 53058 | 29.99 W | | |
| Sugar, Granulated | 25# | 20 cases | 52981 | 24.26 W | | |
| Sugar, Powdered | 2-Dec | 20 cases | 53116 | 29.99 W | | |
| Taco Sauce | 4/1 gal | 10 cases | 35386 | 66.28 W | | |
| Taco Seas - Lawrys ONLY | 6/15 oz | 30 cases | 400245 | 67.51 W | | |
| Frozen/Refrigerated | | | | | | |
| Bagel, Plain WG | 72/2.3 oz | 10 cases | 82412 | 28.37 W | | |
| Beef, Ground | 8/10# | 50 cases | 99563 | 213.26 W | | |
| Biscuits, pre-split WG | 100/2.25 | 100 cases | 84465 | 55.08 W | | |
| Breadsticks - Soft WG | 125/1.5 oz | 60 cases | 80981 | 32.14 W | | |
| Breakfast Wrap w/cheese WG | 72/3.1 | 20 cases | | NB | | |
| Broccoli, Frozen | 12/2# | 50 cases | 74912 | 39.85 W | | |
| Cheesy Pull- Apart | 72 | 50 cases | 300935 | 77.39 W | | |
| California Blend Veg. | 20# | 30 cases | 74920 | 33.43 W | | |
| Corn Dogs; Turkey WG | 60/2.67 oz | 100 cases | 71887 | 47.67 W | | |
| Eggs, FRESH | 15 dozen | 50 cases | 90050 | 18.10 W | | |
| Franks - Turkey | 160 ct | 75 cases | 73903 | 26.45 W | | |
| Frudel, Apple WG | 72/2.29 oz. | 10 cases | 600251 | 48.65 W | | |
| Frudel, Cherry WG | 72/2.29 oz. | 10 cases | 600250 | 48.65 W | | |
| Ham, Diced Turkey | 2/5# | 20 cases | 30046 | 45.46 W | | |
| Ham, Sliced Deli Turkey | 12/1# | 20 cases | 98974 | 106.21 W | | |
| Juice-Apple | 96/4 | 50 cases | 80890 | 21.37 W | | |
| Juice-Grape | 96/4 | 50 cases | 80898 | 25.63 W | | |
| Juice-Orange | 96/4 | 50 cases | 80863 | 25.87 W | | |
| Juice - Dragon Punch | 72/4 oz | 50 cases | 600557 | 20.63 W | | |
| Juice - Wango Mango | 70 / 4 oz | 50 cases | 81665 | 17.01 W | | |
| Mixed Vegetables | 20 # | 25 cases | 74926 | 28.39 W | | |
| Mozzarella Cheese Stick WG coated | 85 ser | 25 cases | 83472 | 84.87 W | | |
| Pancake/Sausage on a Stick WG | 60/2.5 | 20 cases | 71991 | 39.13 W | | |

| | | | | | | |
|---|-------------|-----------|--------|---------|----------------------|-------------------|
| Pancakes - Frozen - Whole Grain | 144/1.2 | 20 cases | 84008 | 38.16 W | | |
| Peaches, Frozen Cups NO SUGAR | 4 oz./ | 15 cases | | NB | | |
| Peas, Frozen | 12/2.5 | 10 cases | 74916 | 29.34 W | | |
| Pizza Crunchers | 72 | 50 cases | 86787 | 90.88 W | | |
| Rice; Vegetable Fried (FROZEN) | 142 serv | 30 cases | 402545 | 65.89 W | | |
| Ridgefield Slushes SideKicks(all flavors) | 84/4 oz. | 50 cases | 81660 | 33.43 W | | 81662;81664;81666 |
| Roll, Dinner WG | 1 oz | 15 cases | 80805 | 17.83 W | | |
| Strawberry, Frozen Cups NO SUGAR | 4 oz. | 15 cases | | NB | | |
| Srawberries, Sliced FROZEN | 6 / 6.5# | 50 cases | 81043 | 84.40 W | | |
| Taco Shell, Soft 8" WG | 20 doz | 15 cases | 30117 | 42.17 W | | |
| Vegetable, Stir-Fry frozen | 12/2# | 10 cases | 76115 | 53.62 W | | |
| Waffles, WG | 144/1.3 oz | 20 cases | 84107 | 29.96 W | | |
| Yogurt; Yoplait ParfaitPro, LF Bulk Strw. | 6/64 oz | 20 cases | 52562 | 45.26 W | | |
| Yogurt; Yoplait ParfaitPro, LF Bulk Van. | 6/64 oz | 20 cases | 400949 | 39.98 W | | |
| Yogurt - LF Individual Portions | 48/4 oz | 100 cases | 52520 | 21.02 W | Upstate Farms | 52519 |
| Packaged Goods/Cereal | | | | | | |
| Cinnamon Toasters WG | 96/1 oz | 25 cases | 17517 | 27.13 W | MOM | |
| Coco Roos WG | 96/1 oz | 25 cases | 600404 | 25.11 W | MOM | |
| Frosted Flakes WG | 96/1 oz | 25 cases | 17558 | 27.13 W | MOM | |
| Honey Graham Squares WG | 96/1 oz | 25 cases | | NB | MOM | |
| Honey Nut Tasty O's WG | 96/1 oz | 25 cases | 17518 | 27.13 W | MOM | |
| Marshmallow Mateys WG | 96/1 oz | 25 cases | | NB | MOM | |
| Reeses Puffs | 96/1 oz | 25 cases | 18704 | 55.71 W | Gen. Mills | |
| Packaged Goods/Other | | | | | | |
| Dip Cups Hidden Valley Ranch Lite | 160/1 oz | 10 cases | | NB | | |
| Jelly Assted Individual | 200 ct | 10 cases | 33602 | 16.97 W | | |
| Mayo, Hellman's Low Fat - Pckts | 204 ct. | 10 cases | | NB | | |
| Mustard Packets | 500 ct. | 10 cases | 34398 | 24.89 W | | |
| Mustard, Honey Cups | 100/1.5 ct. | 20 cases | 34605 | 30.21 W | | |
| Pepper Packets | 6000 ct. | 10 cases | 52760 | 17.92 W | | |
| Miracle Whip, Kraft- LIGHT-Pckts | 200 ct | 10 cases | 400013 | 23.94 W | | |
| Syrup Cup Light/Low CAL | 100/1.5 oz. | 10 cases | 61646 | 23.38 W | | |
| Taco Sauce - Packets | 500/9 gm | 10 cases | 34436 | 12.38 W | | |
| Tartar Sauce - Packets | 200/12gm | 10 cases | 34371 | 13.16 W | | |
| Salad Dressings - PKTS | | | | | | |
| French - Lrg pkt | 200/9-12 gr | 10 cases | | NB | | |
| French - sm pkt | 100/1.5 oz | 10 cases | 300804 | 37.63 W | | |
| French Fat Free - sm pkt | 60/1.5 oz | 10 cases | 30834 | 15.42 W | | |
| French Fat Free - Lrg pkt | 200/12 gm | 10 cases | | NB | | |
| Golden Italian, Paul Newman's-sm | 60/1.5 oz | 10 cases | | NB | | |
| Italian - sm pkt | 60/1.5 oz. | 10 cases | 30832 | 15.67 W | | |
| Italian Lite - sm pkt | 60/1.5 oz. | 10 cases | | NB | | |
| Ranch - Lrg pkt | 200/9-12 gr | 10 cases | 34445 | 24.64 W | | |
| Ranch - sm pkt | 100/1.5 oz | 10 cases | 30862 | 24.89 W | | |
| Ranch Fat Free - Lrg pkt | 200/12 gm | 10 cases | | NB | | |
| Ranch Fat Free - sm pkt | 60/1.5 oz | 10 cases | 54604 | 24.39 W | | |
| Raspberry Vinergarette Pkt | 102/1.5 oz | 10 cases | 400046 | 22.50 W | | |

| Snack Items/Grains | | | | | |
|--|--------------|----------|-------------|----------|-----------------|
| Cheetos Baked | 104/.88 oz. | 20 cases | 50532 | 48.27 W | |
| Chips: Fritos SMALL | 104/1 oz | 30 cases | 50502 | 48.27 W | |
| Chips: Fritos LARGE | 64/2 oz. | 30 cases | 600157 | 42.45 W | |
| Chips: Tortilla Bite Size Round | 104/1 oz | 30 cases | 50539 | 48.27 W | |
| Chips: Doritos | 72/1 oz | 10 cases | 50521/50522 | 33.41 W | |
| Cinnamon Bun WG glazed | 80 ct. | 30 cases | 84183 | 40.52 W | |
| Cookies Choc Chip; snack bag WG | 80 ct. | 30 cases | 51464 | 42.71 W | |
| Elfin Grahams - Chocolate WG | 150/1 oz | 10 cases | 401033 | 46.46 W | |
| Elfin Grahams- Cinnamon WG | 150/1 oz | 10 cases | 402081 | 44.74 W | |
| GoGurt | 64/2.25 oz. | 10 cases | 52529 | 42.58 W | |
| Gold Fish - Small PKT | 300/.75 | 20 cases | 4185 | 60.71 W | |
| Gold Fish - LRG PKT | 72/1.5 | 20 cases | 4177 | 33.18 W | |
| Crackers, Savory Bites All Flavors | 100 ct | 20 cases | 300927 | 46.22 W | |
| Granola Bar, Oat&Honey | 144/1.5 oz. | 10 cases | 600419 | 40.88 W | |
| Muffin, Apple WG | 72 ct. | 20 cases | 401504 | 52.65 W | |
| Muffin, Banana WG | 72 ct. | 20 cases | 84056 | 52.65 W | |
| Muffin, Chocolate Chip WG | 72 ct. | 20 cases | 84058 | 52.65 W | |
| Raisels - All Flavors | 200/1.5 oz. | 20 cases | 32285 | 94.97 W | 32287:38891 |
| Raisins, Snack Box | 144/1.5 oz. | 10 cases | 10641 | 51.09 W | |
| Rice Krispie Treat WG | 80 ct. | 20 cases | 41575 | 50.52 W | |
| Rice Krispie Treat: Chocolate WG | 80 ct. | 20 cases | 41565 | 50.52 W | |
| Sunchips, ALL FLAVORS | 104/1 oz | 20 cases | 50535/50536 | 48.27 W | |
| Express Line Items | | | | | |
| Applesauce Cups | 72/4 oz | 20 cases | 11861 | 33.38 W | |
| Applesauce Cups, Strawberry | 72/4 oz | 20 cases | 30077 | 37.55 W | |
| Mini Cinnis, Pillsbury | 72/2.9 oz. | 20 cases | 600381 | 48.65 W | |
| Muffin, Chocolate Chip WG | 72/1.8 oz | 20 cases | 84058 | 52.65 W | |
| Mini Pancakes, Pillsbury | 72/3.17 Oz | 20 cases | 84113 | 52.65 W | |
| Peaches, Diced Cups | 36/4 oz. | 20 cases | 90125 | 25.89 W | |
| Commodity Pass Thru | | | | | ONLY |
| Applesauce Cups; Mango/Peach National Foods | 96/4.5 | 40 cases | | NB | |
| Applesauce Cup; plain National Foods | 96/4.5 | 40 cases | P10001 | 32.83 W | |
| Applesauce Cups; Peach National Foods | 96/4.5 | 40 cases | | NB | |
| Applesauce Cup: Strawberry National Foods | 96/4.5 | 40 cases | P10014 | 41.26 W | |
| Applesauce Cup; Strw/Ban National Foods | 96/4.5 | 40 cases | P10015 | 42.61 W | |
| Applesauce Cup; Watermelon National Foods | 96/4.5 | 40 cases | | NB | |
| Applesauce Cups; Blue Rasp National Foods | 96/4.5 | 40 cases | | NB | |
| BBQ Sauce cups | 100/2 oz | 40 cases | 11602 | 39.90 W | Red Gold |
| Bacon; Turkey | 15#/18-22 ct | 20 cases | | NB | Jennie-O |
| Beef Patties -Precooked | 135/2.45 | 40 cases | 72388 | 85.88 W | Advanced |
| Bosco Sticks | 108/7" | 40 cases | 81201 | 72.28 W | Tyson |
| Bosco Sticks | 144/4" | 20 cases | 81206 | 81.75 W | Tyson |
| Breakfast Round | 126/2.2 | 20 cases | 600813 | 67.62 W | Richs |
| Breakfast Scrambler | 128 srv | 25 cases | 81761 | 65.25 W | Tonys |
| Burger - Meatloaf | 100 ct. | 25 cases | A69190 | 109.52 W | Advanced |

| | | | | | |
|---|--------------|----------|---------|----------|--------------|
| Catsup - DUNKERS Red Gold | 250/1 oz | 40 cases | 11600 | 35.22 W | Red Gold |
| Catsup - Ind PKTS Red Gold | 1000/9gm | 40 cases | 34337 | 25.04 W | Red Gold |
| Cheese - Cheddar Dip Cups | 140/3 oz. | 10 cases | 29881 | 96.20 W | Land O Lake |
| Cheese - American Slices Reduced Fat | 6/5#/480 ser | 15 cases | 29861 | 96.58 W | Land O Lake |
| Cheese - Shrded Cheddar | 4/5# | 10 cases | 29867 | 78.36 W | Land O Lake |
| Cheese - Shrded Mozzarella | 4/5# | 10 cases | 29864 | 77.78 W | Land O Lake |
| Cheese - String Mozzarella light | 168/1 oz. | 10 cases | 29873 | 51.14 W | Land O Lake |
| Chicken - Brded Ptty | 142/3.37 | 15 cases | PP6654 | 121.25 W | Pilgrims Pri |
| Chicken - Diced | 40# | 15 cases | T46012 | 46.42 W | Tyson |
| Chicken - Fajita | 40#/213 ser | 10 cases | T87125 | 216.30 W | Tyson |
| Chicken - General Tso | 6/5# | 25 cases | AS72003 | 238.50 W | Yang's |
| Chicken - Grilled | 192/2.5 oz | 10 cases | T87032 | 163.65 W | Tyson |
| Chicken- H&S | 150/3.23 oz | 10 cases | T87110 | 102.84 W | Tyson |
| Chicken - Mandarin Orange | 6/5# | 25 cases | AS72001 | 236.25 W | Yang's |
| Chicken, Nuggets | 30#/140 ser | 20 cases | P11045 | 126.83 W | Pilgrims Pri |
| Chicken-Strips (4 ct) | 30#/.85 oz | 40 cases | 73983 | 46.51 W | Pilgrims Pri |
| Chicken, Popcorn 1800/.26 oz | 120 ser | 30 cases | T87121 | 105.72 W | Tyson |
| Cinnamon Rolls; WG | 120/2.25 | 30 cases | 300177 | 48.49 W | J & J |
| Eggs, Frozen Liquid | 6/5 # | 50 cases | 31660 | 87.88 W | Michaels |
| Eggs, Omelets w/cheese | 144/2 oz. | 15 cases | 81356 | 64.35 W | Michael |
| Egg, Patty | 144/1 pz | 15 cases | 31390 | 53.39 W | Michael |
| Franks - Turkey | 160 ct. | 50 cases | 97926 | 26.67 W | Jennie-O |
| French toast Sticks - Whole Grain | 100 serv | 75 cases | 86785 | 61.66 W | Michael |
| Ham, Turkey Sliced Deli | 12/1# | 50 cases | 98947 | 106.21 W | Jennie-O |
| Mac and Cheese | 80 serv | 50 cases | NB | NB | Land O Lake |
| Marinara Dunk Cup | 96/2 oz. | 20 cases | 600999 | 33.35 W | Red Gold |
| Meatball - Turkey | 6/5# | 25 cases | NB | NB | Jennie-O |
| Mr. Ribb, Pork Rib Pattie BBQ | 200/2.5 oz. | 10 cases | A37160 | 75.33 W | Advanced |
| PBJ Uncrustables - Strawberry | 72/2.8 | 20 cases | 600758 | 51.10 W | Smuckers |
| PBJ Uncrustables -Grape | 72/2.8 | 20 cases | 82401 | 49.02 W | Smuckers |
| Pizza Sacue | 6/#10 | 20 cases | 6631 | 39.44 W | Red Gold |
| Pizza, Tony's Brkft | 128 ct | 20 cases | 81362 | 60.77 W | Swan |
| Pizza, Tony's Smart Saus | 96/4X6 | 40 cases | 80969 | 64.78 W | Swan |
| Pizza, Tony's Smart Cheese | 96/4X6 | 40 cases | 81420 | 62.10 W | Swan |
| Pizza, Tony's Smart Pepp | 96/4X6 | 40 cases | 81422 | 62.04 W | Swan |
| Pork Tenderloin | 85 serv | 20 cases | A69040 | 75.49 W | Advanced |
| Potatoes, Emoticans | 6/4# | 30 cases | NB | NA | McCain |
| Potatoes, French Fries (OVEN ONLY) | 6/5# | 50 cases | 74705 | 58.08 W | McCain |
| Potatoes, Hash Browns | 60 serv | 50 cases | 75531 | 36.13 W | McCain |
| Potatoes, Idahoan | 12/26 oz. | 50 cases | 401312 | 82.16 W | Idahoan |
| Potatoes, Smiles | 6/4# | 40 cases | 75460 | 54.80 W | McCain |
| Potatoes, Tator Tots | 6/5# | 40 cases | 74446 | 48.65 W | McCain |
| Salisbury Steak | 200 ct | 20 cases | A16530 | 145.95 W | Advanced |
| Salsa - DIPPING CUP | 84 ct | 40 cases | 11612 | 39.73 W | Red Gold |
| Salsa- Red Gold | 6/#10 | 40 cases | 11705 | 40.83 W | Red Gold |
| Sausage Links; Fully Cooked Turkey | 160/1oz | 30 cases | NB | NB | Jennie-O |
| Sausage Patties; Fully Cooked Turkey | 80/2 oz | 30 cases | NB | NB | Jennie-O |

| | | | | | |
|--|------------|-----------|--------|----------|----------|
| Spaghetti Sauce | 6/#10 | 20 cases | 6635 | 37.13 W | Red Gold |
| Sweet Potatoes, Thin Fries | 6/2.5# | 20 cases | 75002 | 43.32 W | McCain |
| Sub Sandwich Lunch Meat | 71 serv | 10 cases | | NB | Jennie-O |
| Tomato Catsup | 6/#10 | 10 cases | 6726 | 34.93 W | Red Gold |
| Tomato Juice | 6/#10 | 10 cases | 6343 | 26.90 W | Red Gold |
| Tomato Paste | 6/#10 | 10 cases | 6947 | 51.45 W | Red Gold |
| Tomato Sauce | 6/#10 | 10 cases | 6635 | 40.87 W | Red Gold |
| Turkey, Sliced | 12/1# | 10 cases | | NB | Jennie-O |
| Turkey Sticks: Smokehouse | 400/1.2 oz | 10 cases | | NB | Jennie-O |
| Uncrustable: PBJ Grape | 72/5.3 | 50 cases | 600798 | 86.82 W | Smuckers |
| Uncrustable: PBJ Strawberry | 72/5.3 | 50 cases | 600799 | 90.98 W | Smuckers |
| Uncrustable: PBJ Grape | 72/2.8 | 50 cases | 82401 | 49.02 W | Smuckers |
| Uncrustable: PBJ Strawberry | 72/2.8 | 50 cases | 600758 | 51.09 W | Smuckers |
| Paper Products/Dry Goods | | | | | |
| Bar towels | 1 doz | 50 cases | 27661 | 15.11 W | |
| Bowl, Foam - 12 oz | 8/125 ct. | 20 cases | 47465 | 38.91 W | |
| Bowl, Foam - 6 oz Dart | 20/50 ct. | 20 cases | 47074 | 51.27 W | |
| Bowl, Squat Sj20 12oz (cup) | 20/25 ct. | 20 cases | 47082 | 39.88 W | |
| Bowls, Squat - 6 in. 6B20 | 20/50 ct. | 20 cases | 200374 | 71.51 W | |
| Can Liners 33gal. 33x40 | 250 ct. | 10 cases | 37280 | 59.24 W | |
| Can Liners, 60 gal | 200 ct. | 10 cases | 37494 | 65.22 W | |
| Dart 12 oz squat foam cup | 500 ct. | 20 cases | 47082 | 39.86 W | |
| Dart Containers/Foam w/Lid 8X8X3 | 200 ct. | 20 cases | 39400 | 30.18 W | |
| Dinner Forks/Metal | 2 doz | As needed | 59870 | 4.34 W | |
| Dinner Spoons/Metal | 3 doz | As needed | 59781 | 4.24 W | |
| Gloves, Serv SM | 10/100 ct. | 5 cases | 27797 | 20.35 W | |
| Gloves, Serv Med. | 10/100 ct. | 5 cases | 27765 | 26.09 W | |
| Gloves, Serv LG | 10/100 ct. | Low | 27766 | 25.00 W | |
| Napkins, Dispencer D20500 (white) | 10M | Low | 36468 | 61.96 W | |
| Napkins, Expressnap (brown) | 6M | Low | 37265 | 80.43 W | |
| Pan Liners - 16 3/8 X 24 3/8 | 25# | 5 cases | 37303 | 63.04 W | |
| Pan Grabbers -Square Pot Holders | 1 ct. | 5 cases | 65331 | 27.17 W | |
| Pan Handlers 34 X 12 - 400 Degrees | 100 ct. | 5 cases | 37212 | 69.57 W | |
| Pan Handlers 34X16 400 Degrees | 100 ct. | 5 cases | 37215 | 49.33 W | |
| Pan Handlers 23X14 - 1/2 pan - 400° | 100 ct. | 5 cases | 37210 | 48.23 W | |
| Paper Trays (French Fry) | 6oz/#40 | 10 cases | 39322 | 39.13 W | |
| Paper Towels - White | 12 ct, | low | 36196 | 32.07 W | |
| Plates, Foam 1000/6" | 8/125 ct. | 20 cases | 46582 | 40.39 W | |
| Plates, Foam 500/9" | 4/125 ct. | 20 cases | 46604 | 39.55 W | |
| Souffle Cups - 2 oz | 20/125 | 20 cases | 48852 | 45.11 W | |
| Souffle Lids - 2 oz | 20/125 | 20 cases | 48888 | 42.59 W | |
| Souffle Cups - 4 oz | 20/125 | 20 cases | 48861 | 76.88 W | |
| Souffle Lids -4 oz | 20/125 | 20 cases | 48895 | 55.14 W | |
| Souffle Cups - 5 1/2 oz | 20/125 | 10 cases | 48865 | 102.60 W | |
| Souffle Lids - 5 1/2 oz | 20/125 | 10 cases | 48895 | 55.14 W | |
| Straws, Milk Wrpd | 24/500 | 5 cases | 31747 | 79.35 W | |
| Cleansers | | | | | |

| | | | | | |
|--|-------------------------|----------|-------|---------|------------------|
| Delimer | 4/1 gal. | 10 cases | 66993 | 79.35 W | |
| Dish Soap DAWN ONLY | 8/38 oz. | 5 cases | 55220 | 55.43 W | Dawn ONLY |
| Solid Power - Ecolab | 4/9# | 10 cases | | NB | Ecolab |
| Rinse N Dry - Ecolab | 2/2# | 10 cases | | NB | Ecolab |
| Sanitizer, Quats - Ecolab | 2.5 gal | 10 cases | | NB | Ecolab |
| Fresh Fruits and Vegetables | | | | | |
| Apples, Yellow Delicious | 125 ct. | 40 cases | 90158 | 41.44 W | |
| Apples, Yellow Delicious Pre Cut | 200/2 oz | 10 cases | 95279 | 34.27 W | |
| Bananas, Petite, Gr. 150 | 40# | 20 cases | 90345 | 29.05 W | |
| Bananas, Stage 3 | 40# | 20 cases | 90346 | 28.06 W | |
| Broccoli Heads | 12 ct. | 20 cases | 91359 | 41.79 W | |
| Broccoli, Florets | 1/3# | 20 cases | 95178 | 9.60 W | |
| Carrots, Bulk | 25# | 20 cases | 91278 | 23.24 W | |
| Carrots, Baby | 30/1# | 20 cases | 91280 | 33.40 W | |
| Carrots, Shredded | 1/5# | 20 cases | 95265 | 23.65 W | |
| Carrot Sticks | 2/5# | 10 cases | 95162 | 20.13 W | |
| Cauliflower - Heads | 12 ct. | 20 cases | 91316 | 64.15 W | |
| Cauliflower - Florets | 1/3# | 20 cases | 95180 | 50.00 W | |
| Celery Sticks 180 pcs 5# | 30ct | 10 cases | 91723 | 48.83 W | |
| Cucumbers | 24 ct. | 20 cases | 91805 | 15.20 W | |
| Grapes | 18# | 20 cases | 90204 | 56.53 W | |
| Lettuce, Iceburg HEADS | 24 ct | 20 cases | 92092 | 55.94 W | |
| Lettuce, Iceburg PRE-CUT | 20# | 20 cases | 95184 | 36.57 W | |
| Lettuce, Romaine HEAD | 24 ct | 20 cases | 92120 | 43.67 W | |
| Lettuce, Romaine PRE-CUT | 6/2# | 20 cases | 95260 | 57.79 W | |
| Oranges | 113 ct. | 20 cases | 90956 | 35.28 W | |
| Peppers, Green | 25 # | 20 cases | 93012 | 27.70 W | |
| Peppers, Red | 11# | 20 cases | 93010 | 11.90 W | |
| Potatoes, Baking | 90 ct | 15 cases | 93688 | 39.09 W | |
| Spinach | 12 ct. | 20 cases | 91365 | 16.32 W | |
| Strawberries | 8/1# | 20 cases | 91006 | 24.06 W | |
| Tomatoes, Grape | 12/1# | 20 cases | 91672 | 18.66 W | |
| Tomatoes, 60 ct | 1/5# | 20 cases | 95109 | 23.07 W | |
| Tomatoes, Roma | 4/5# | 25 cases | 95151 | 11.50 W | |
| Bakery Goods | | | | | |
| Bread, Whole Grain Sandwich | 10pk-20 slices per flat | | 90034 | 23.87 W | |
| Buns, 6" Hot Dog Whole Grain White Seedles | 10ct.-8 pk per flat | | 90098 | 21.02 W | |
| Buns, 4" Round Whole Grain White Seedles | 9ct-8pk per flat | | 90096 | 18.92 W | |
| Hoagie Bun, 6" Whole Grain White Seedles | 24ct. or higher | | 70302 | 38.33 W | |

Minimum weight per slice or bun is .9 oz

| Item # | | | | |
|--------|----|--------|-----------------------------------|---------|
| 83728 | 72 | 2.3 oz | WAFFLE CHOC O CRISP CEREAL BLAST | 36.41 B |
| 83730 | 72 | 2.3 oz | WAFFLE FUN N FRUITTI CEREAL BLAST | 36.41 B |
| 83732 | 72 | 2.3 oz | WAFFLE BLUEBERRY | 31.04 B |
| 83734 | 72 | 2.3 oz | WAFFLE MAPLE | 31.04 B |
| 83736 | 72 | 2.3 oz | WAFFLE STRAWBERRY | 31.04 B |
| 83738 | 72 | 2.3 oz | WAFFLE VANILLA | 31.04 B |

APPLICATION FOR OCCUPANCY

| | |
|---|--|
| DISTRICT NAME AND NUMBER Richland County CUSD #1 | <input type="checkbox"/> GENERAL CERTIFICATE OF OCCUPANCY <input type="checkbox"/> CERTIFICATE OF PARTIAL OCCUPANCY <input type="checkbox"/> CERTIFICATE FOR A VEHICULAR FACILITY <input checked="" type="checkbox"/> CERTIFICATE OF TEMPORARY OCCUPANCY |
| FACILITY NAME Richland County Elementary | |
| FACILITY LOCATION 1001 N. Holly Road Olney, IL | |
| <input checked="" type="checkbox"/> Property is owned by the district. <input type="checkbox"/> Property is not owned by district (Attach Owner Authorization) | <input type="checkbox"/> New Use - Bldg Permit # _____ <input type="checkbox"/> New Construction - Project # _____ Bldg Permit # _____ <input type="checkbox"/> Addition - Project # _____ Bldg Permit # _____ <input type="checkbox"/> Renovation/Repair - Project # _____ Bldg Permit # _____ |

III. ARCHITECT/ENGINEER'S CERTIFICATION

To the best of my knowledge and belief (check and complete applicable statement):

- 1. Based upon my survey of the above named facility on ___/___/___ I find and hereby certify that the facility is in full compliance with Part 180. The INSPECTION STATEMENTS and the CONFIRMATION OF CALLED INSPECTION RECORDS have been submitted to, and the CALLED INSPECTIONS RECORDS have been reviewed by the Regional Superintendent during and/or upon completion as applicable to the work.
- 2. I find that the facility fails to comply fully with the requirements of Part 180. However, based upon my survey of the above named facility on 07 / 05 / 23 and the attached TEMPORARY FACILITY REPORT (includes the Temporary Facility Elimination Plan and the Temporary Facility Checklist), I hereby certify that such noncompliance does not jeopardize the general health and safety of the student and others who occupy the facility.
- 3. Based upon my survey of the work within the above named facility on ___/___/___ I find and hereby certify that the work is in full compliance with Part 180. The INSPECTION STATEMENTS and the CONFIRMATION OF CALLED INSPECTION RECORDS have been submitted to, and the CALLED INSPECTIONS RECORDS have been reviewed by the Regional Superintendent during and/or upon completion as applicable to the work.

This statement, as selected above, is valid as of the day of the survey indicated. Changes to the facility or conditions affecting it after that date may render this statement invalid.

| | | |
|-------------------|-------------------------|------------------------------|
| <u>7/5/23</u> | <u>Mark A. Ritz</u> | <u>BLDD Architects, Inc.</u> |
| Date | Architect/Engineer Name | Firm Name |
| <u>001-014085</u> | <u>844-784-4400</u> | |
| License Number | Phone Number | |



11/30/2024
Expiration Date

SCHOOL DISTRICT CERTIFICATION

We hereby certify that this application accurately describes the status of the work and the occupancy we are seeking in order to occupy the above named facility for the primary purpose of: Office/Meeting space for Special Ed.

| | | |
|------|---------------|-------------------------|
| | <u>7-6-23</u> | <u>Jason E. Fox</u> |
| Date | Date | District Superintendent |

FOR REGIONAL SUPERINTENDENT'S USE

INSPECTION RECORDS: Date Reviewed: ___/___/___

INSPECTION STATEMENT: Date Received: ___/___/___

CONFIRMATION OF CALLED INSPECTION RECORDS: Date Received: ___/___/___

An inspection was made or caused to be made upon the completion of the work and before issuance of a CERTIFICATE OF OCCUPANCY for the above named facility on ___/___/___ Any violations of the approved construction documents and building permits were noted, and the holder of the permit was notified of the discrepancies. No certificate of occupancy was issued until the discrepancies were remedied.

Date _____ Regional Superintendent

TEMPORARY FACILITY REPORT - Part I

Temporary Facility Elimination Plan

The Board of Education for Richland County CUSD #1
District Name and Number

in Richland County, IL, upon resolution adopted at a duly convened meeting, hereby requests an approval for usage of temporary facility to be used in connection with the

Richland County Elementary School located at 1001 N. Holly Road, Olney, IL
Name of School Building *Address of School Building*

until June 30, 2024.

This temporary facility will be used for:

- Classrooms
- Storage
- Library
- Gymnasium
- Auditorium
- Other District Admin.

This temporary facility will be:

- Relocatables
- Temporary rooms in: _____
Name of Location (rental of churches, etc)

Number of units, rooms or buildings to be used: 2 Work Rooms / Office & 1 Training / Meeting Room

Number of pupils to be housed in temporary housing: 92 Max Building Occupancy.

The Board of Education has diligently attempted to eliminate the need for this temporary facility by:

The Board of Education will continue to write/apply for grants/funding for the purpose of a new building/additions at the elementary school when available.

What is the plan for elimination of the code deficiencies to bring this facility into compliance with 23 Ill. Adm. Code, Part 180 or to eliminate the need to use this facility?

Plan to provide a new building/addition when funding is available and other higher prioritized building needs have been addressed.

This plan will be accomplished by N.A.
Date

Date *Signature of Board President*

Date *Signature of Board Secretary*

I have reviewed the request of School District No. _____, and approve the request for temporary housing as submitted by the Board of Education and certified by their architect/engineer.

Date *Signature of Regional Superintendent*

TEMPORARY FACILITY REPORT - Part II

Temporary Facility Checklist

| | | | | | |
|---|-------------------------------------|-----------------------------|---|-------------|-----------------------------|
| District Name/Number Richland County CUSD #1 | | | Building Name Richland County Elementary School - Portable | | |
| Number of Units 3 Classrooms | Year Originally Constructed 1998 | Area Square Feet 2240 SF | Enrollment | Grade Level | Number of years in use 6 |

COMPLIANCE

CHECK FOR THE FOLLOWING CONDITIONS

| YES | NO | NA | |
|-------------------------------------|--------------------------|-------------------------------------|--|
| <input type="checkbox"/> | <input type="checkbox"/> | <input checked="" type="checkbox"/> | 1. Was the unit constructed according to 77 IL Adm Code Part 880 and the seal of approval from IDPH posted as required? |
| <input type="checkbox"/> | <input type="checkbox"/> | <input checked="" type="checkbox"/> | 2. Does the district have on file the compliance certificate from IDPH (pink copy)? |
| <input checked="" type="checkbox"/> | <input type="checkbox"/> | <input type="checkbox"/> | 3. Architect/Engineer has verified with the IL Dept of Natural Resources/IDOT that the unit(s) is/are not located in a designated floodplain area. |
| <input checked="" type="checkbox"/> | <input type="checkbox"/> | <input type="checkbox"/> | 4. Is the building securely anchored to the foundation as to withstand the wind load as described in ASCE 7-95? |
| <input checked="" type="checkbox"/> | <input type="checkbox"/> | <input type="checkbox"/> | 5. Are there 2 exits on opposite sides of building? |
| <input checked="" type="checkbox"/> | <input type="checkbox"/> | <input type="checkbox"/> | 6. Is there an interconnecting door between classrooms? |
| <input checked="" type="checkbox"/> | <input type="checkbox"/> | <input type="checkbox"/> | 7. Is the building located in accordance with Section 175.120 of 23 IL Administrative Code, Part 175? (30 feet from adjacent building or separated by two-hour fire wall; or BOCA 705.2 20'-0" or fire wall) |
| <input checked="" type="checkbox"/> | <input type="checkbox"/> | <input type="checkbox"/> | 8. Are the foundation walls maintained plumb and free from open cracks and breaks and kept in such condition as to prevent entry of weather, animals and insects? |
| <input checked="" type="checkbox"/> | <input type="checkbox"/> | <input type="checkbox"/> | 9. Is the enclosure between the floor and ground in good condition? (Tight to prevent entrance of weather, animals and insects) |
| <input checked="" type="checkbox"/> | <input type="checkbox"/> | <input type="checkbox"/> | 10. Are the steel floor support members in good rust-free condition? |
| <input checked="" type="checkbox"/> | <input type="checkbox"/> | <input type="checkbox"/> | 11. Is the general exterior appearance of the building in an acceptable, well-maintained condition free of loose strips or battens? |
| <input checked="" type="checkbox"/> | <input type="checkbox"/> | <input type="checkbox"/> | 12. Is the roof and flashing in good condition? |
| <input checked="" type="checkbox"/> | <input type="checkbox"/> | <input type="checkbox"/> | 14. Are stair tread and ramps maintained with non-slip finish and platforms in good condition? |
| <input checked="" type="checkbox"/> | <input type="checkbox"/> | <input type="checkbox"/> | 15. Are the restrooms clean, adequate and in operable condition and properly ventilated? |
| <input checked="" type="checkbox"/> | <input type="checkbox"/> | <input type="checkbox"/> | 16. Are the plumbing fixtures properly installed and maintained in working order, free from leaks and defects? |
| <input checked="" type="checkbox"/> | <input type="checkbox"/> | <input type="checkbox"/> | 17. Are the lighting fixtures properly maintained, complete with lenses and louvers? |
| <input checked="" type="checkbox"/> | <input type="checkbox"/> | <input type="checkbox"/> | 18. Do the doors lock securely without additional locks, bolts or chains? |
| <input checked="" type="checkbox"/> | <input type="checkbox"/> | <input type="checkbox"/> | 19. Are doors equipped with panic hardware (If occupancy is over 100 occupants) |
| <input checked="" type="checkbox"/> | <input type="checkbox"/> | <input type="checkbox"/> | 20. When building is occupied, are all the doors free from devices or wedges to prevent normal operation? |
| <input checked="" type="checkbox"/> | <input type="checkbox"/> | <input type="checkbox"/> | 21. Are screened or barred windows easily opened from inside without keys or tools? |
| <input checked="" type="checkbox"/> | <input type="checkbox"/> | <input type="checkbox"/> | 22. Is the exit lighting system used and all exit lights operable when the building is occupied? (rooms/corridors with more than 2 doors) |
| <input checked="" type="checkbox"/> | <input type="checkbox"/> | <input type="checkbox"/> | 23. Is the building equipped with an approved operable alarm and detector system? |
| <input checked="" type="checkbox"/> | <input type="checkbox"/> | <input type="checkbox"/> | 24. Are utility shut-offs properly and clearly marked? |
| <input checked="" type="checkbox"/> | <input type="checkbox"/> | <input type="checkbox"/> | 25. Is all fuel-burning and heating equipment (flues, ducts, pumps, etc.) maintained and in serviceable condition? |
| <input checked="" type="checkbox"/> | <input type="checkbox"/> | <input type="checkbox"/> | 26. Is automatic fuel-burning and heating equipment serviced annually by a qualified person? |

- 27. Have all heat exchanges of forced warm air furnaces and unit heater been examined to determine that they are airtight to prevent carbon monoxide and other combustion gases from getting into occupied space?
- 28. Are all combustible waste materials disposed of daily from classroom and building?
- 29. Is the insulation material non-combustible and interior finishing flamespread 75 or less?
- 30. Are non-flammable cleaning materials used?
- 31. Are storerooms and closets free from waste accumulations and unnecessary materials?
- 32. Are enough fire extinguishers of approved type for intended use installed in the building? (75 feet max. from any point in the facility to a fire extinguisher.)
- 33. Have fire extinguishers been inspected and so tagged within the past year?
- 34. Is the temperature control of the heating and/or cooling system adequate?
- 35. Is the supply of fresh air adequate (classroom, assemblies and toilets) as required?

List all areas of noncompliance:

Portable classroom building was inherited during the annexation of West Richland CUSD #2

which had no documentation of compliance certificate from IDPH, building specifications

indicate unit is state sealed and complied with State of Illinois code and BOCA code at time of

construction. Health Department does not have a presence in Richland County.

ARCHITECT

The State of Illinois licensed architect and/or engineer, employed by this district, has certified to this Board of Education that to the best of his/her knowledge and belief, the above mentioned structure will not present a health/life safety hazard to the students housed therein for the school year 2023 - 2024. Further, such architect and/or engineer has listed the area of noncompliance with the Health/Life Safety Code.



Mark A. Ritz
Name and Signature of Architect



001-014085
License Number

11/30/2024
Expiration Date

BLDD Architects, Inc.
Name of Firm

07/05/2023
Date of Inspection

SCHOOL DISTRICT

We hereby certify that this application accurately describes the work to be performed, and that, upon approval all work will be completed in accordance with this application and all applicable laws and regulations.

Date Signature of President, Board of Education

7-6-23 
Date Signature of District Superintendent

REGIONAL SUPERINTENDENT

The above Annual Inspection Checklist for a temporary facility is hereby accepted as submitted.

Date Signature Regional Superintendent