

**Richland County Community Unit School District No.1
Board of Education**


**Regular Meeting
Thursday, February 16, 2023
Richland County High School
1200 E. Laurel St.
Olney, IL 62450
6:00 PM**

I.	Call to Order and Pledge of Allegiance	
II.	Roll Call	
III.	Recognition and Comments from Employees and Public	
	A. One Book One Community	3
	B. Cris Edwards - 2023 Elementary Principal of the Year for the Wabash Valley Region of the Illinois Principals Association	
IV.	Consent Agenda	
	A. * Minutes of Previous Meetings	4
	B. * Closed Minutes	
	1. * Approve Destruction of Audio Recordings of July 16, 2021.	
	C. * Communication	
	1. Thank you note from Greg Michels	11
	2. Thank you note from Joyce Ford	
	D. * January FOIA Log	13
	E. * Building Reports	
	1. * RCES	14
	2. * RCMS	16
	3. * RCHS	17
	4. * Special Education	20
V.	Financial Reports	
	A. Treasurer's Report	21
	B. Balance Sheet	22
	C. Approval of Bills and Payroll	27
	D. All Other Financial Reports	
	1. Comparison of Funds - January 2022 with January 2023	87
	2. Monthly Financial Report	88
	3. Financial Update/Review	172
VI.	Administrative Reports	
	A. Superintendent's Report	
	1. Update on the PreK Center by Poettker Construction	174
	2. Update from the Curriculum Director	
	3. 21st CCLC Annual Statewide Evaluation 2021-2022	184
	4. Upcoming IASB Multi-Division Regional Events	258
	B. Assistant Superintendent's Report	
	1. Financial Projections for FY24-FY26	
	2. Financial Investment Update	
VII.	Unfinished Business	

- VIII. New Business
 - A. Approve Amended School Calendar
 - B. Approve Performance Rankings File (Licensed Staff)
 - C. Approve Educational Support Staff Seniority List
 - D. Approve RCMS Cooling Tower Bid
- IX. Enter Executive Session
 - A. 2(c)(1) To Consider Information Regarding Appointment, Employment, Compensation, Discipline, Performance, or Dismissal of Individual Employees
 - B. 2(c)(11) To Discuss Matters of Possible or Pending Litigation
 - C. 2(c)(21) To Discuss Matters of Closed Session Minutes
 - D. 2(c)(5) To Discuss the Purchase or Lease of Real Property
 - E. 2(c)(2) To Discuss Matters of Collective Negotiating or Deliberations Concerning Salary Schedules
- X. Exit Executive Session
- XI. Leave(s) of Absence
- XII. Notification(s) of Intent to Retire
- XIII. Resignation(s)
 - A. RCMS Paraprofessional
 - B. Bus Driver
 - C. RCHS Boys Assistant Soccer Coach
 - D. RCMS 7th Grade Girls Basketball Coach
- XIV. Employment
 - A. RCES Teacher(s)
 - B. Bus Driver
 - C. RCHS Volunteer Coaches
 - D. Richland County CEO Volunteer
- XV. Adjournment

One Book, One Community

Richland County Middle School
presents:
Wild Bird by Wendelin Van Draanen



“He Said, She Said”
presentation for the public
March 28, 2023
RCPAC at RCHS
@ 7:00 PM



During their “He Said, She Said” presentation and Q & A they will discuss:

- Their writing process
- Inspiration and where to find it
- How to stay creative while dealing with real life
- And much more!

For more information about their writing process,
please check out Van Draanen’s book, *Hope in the Mail*.



Questions?

Please call RCMS and speak
with Mrs. Adams
618.395.4372 ext. 2124

Sponsored by:

Carrie Winter Trust,
ERFAE, RCHS, and RCMS

Regular Meeting
Thursday, January 26, 2023 6:00 PM Central

Richland County High School
1200 E. Laurel St.
Olney, IL 62450

Dennis Anderson: Present
Alex Cline: Present
Norm Henderson: Present
Marc Leist: Present
Cindy Lockley: Present
Scott Snyder: Present
Jeff Wilson: Present
Present: 7.

I. Call to Order and Pledge of Allegiance

II. Roll Call

III. Recognition of Students

III A. The 2023 Illinois State Scholars were recognized and presented with a Silver Eagle Coin. The following students were recognized: Abigail Atwood, Darby Bissey, Dawson Brown, Cody Fulk, Megan Gibson, Jozalyn Houser, Chloe McKinney, Mallory Miller, Emeline Odgers, Sophia Raines, Kyle Rennier, Sydney Scherer, Tyler Smashey, Colleen Steber, and Taylor Tedford.

III B. The FFA Agronomy Team was recognized for placing 1st in State Competition. They will advance to Nationals in Indianapolis. Members of the team are Cody Fulk, Brett Kocher, Trenton Payne, and Colleen Steber.

IV. Enter Executive Session

Motion to enter executive session at 6:15 pm. This motion, made by Dennis Anderson and seconded by Norm Henderson, Passed.

Dennis Anderson: Yea, Alex Cline: Yea, Norm Henderson: Yea, Marc Leist: Yea, Cindy Lockley: Yea, Scott Snyder: Yea, Jeff Wilson: Yea
Yea: 7, Nay: 0

IV.A. 2(c)(1) To Consider Information Regarding Appointment, Employment, Compensation, Discipline, Performance, or Dismissal of Individual Employees

IV.B. 2(c)(11) To Discuss Matters of Possible or Pending Litigation

IV.C. 2(c)(21) To Discuss Matters of Closed Session Minutes

IV.D. 2(c)(5) To Discuss the Purchase or Lease of Real Property

IV.E. 2(c)(9) To Discuss Student Disciplinary Cases

V. Exit Executive Session

Motion to exit executive session at 8:04 pm. This motion, made by Alex Cline and seconded by Norm Henderson, Passed.

Dennis Anderson: Yea, Alex Cline: Yea, Norm Henderson: Yea, Marc Leist: Yea, Cindy Lockley: Yea, Scott Snyder: Yea, Jeff Wilson: Yea
Yea: 7, Nay: 0

Dr. Nick Osborne gave an overview of the Superintendent Search and presented Mr. Jason Fox as the candidate that the board would like to hire.

VI. Employment

VI.A. RCCU1 Superintendent

Motion to approve a 3 year contract as presented, effective July 1, 2023, for superintendent candidate Jason Fox. This motion, made by Dennis Anderson and seconded by Norm Henderson, Passed.

Dennis Anderson: Yea, Alex Cline: Yea, Norm Henderson: Yea, Marc Leist: Yea, Cindy Lockley: Yea, Scott Snyder: Yea, Jeff Wilson: Yea
Yea: 7, Nay: 0

Mr. Jason Fox was presented as the new superintendent effective July 1, 2023 and he addressed the board and public with his appreciation for the opportunity to serve RCCU1.

Motion to approve an amended contract as presented for Assistant Superintendent Chad LeCrone for the remainder of the 2022-2023 school year. This motion, made by Cindy Lockley and seconded by Dennis Anderson, Passed.

Dennis Anderson: Yea, Alex Cline: Yea, Norm Henderson: Yea, Marc Leist: Yea, Cindy Lockley: Yea, Scott Snyder: Yea, Jeff Wilson: Yea
Yea: 7, Nay: 0

VI.B. RCMS Paraprofessional

VI.C. RCES Teacher Assistant

VI.D. RCES Teacher(s)

VI.E. RCES Art Teacher

VI.F. RCHS Athletic Director

Motion to approve Kevin Paddock as RCMS Paraprofessional effective January 30, 2023, Bridgitte Paddick as RCES Teacher Assistant effective January 27, 2023, Madison Eagleson and Amber Wibbenmeyer as RCES Teachers for the 2023-2024 school year, Grace Walker as RCES Art Teacher for the 2023-2024 school year, Jessica VanDyke as RCHS Athletic Director for the 2023-2024 school year. This motion, made by Cindy Lockley and seconded by Alex Cline, Passed.

Dennis Anderson: Yea, Alex Cline: Yea, Norm Henderson: Yea, Marc Leist: Yea, Cindy Lockley: Yea, Scott Snyder: Yea, Jeff Wilson: Yea
Yea: 7, Nay: 0

VI.G. RCMS Boys Assistant Track Coach

VI.H. RCHS Volunteer Coaches

Motion to approve Dakotah Brown as RCMS Boys Assistant Track Coach and Ryan Fancher, William Fritchley, Mike Harness, Greg Garner, and Pat Everette as Volunteer RCHS Bass Fishing Boat Captains for 2022-2023 school year. This motion, made by Scott Snyder and seconded by Dennis Anderson, Passed.

Dennis Anderson: Yea, Alex Cline: Yea, Norm Henderson: Yea, Marc Leist: Yea, Cindy Lockley: Yea, Scott Snyder: Yea, Jeff Wilson: Yea
Yea: 7, Nay: 0

VII. Leave(s) of Absence

VII.A. Transportation Bus Aide - The board acknowledged the family medical leave absence of Transportation Bus Aide Allyson Summers from December 12, 2022 – March 12, 2023.

VIII. Notification(s) of Intent to Retire – None

IX. Resignation(s)

Motion to approve the resignations of Lynda Eagleson as RCES Teacher Assistant effective January 13, 2023 and Tara Racklin as RCHS Girls Head Tennis Coach effective December 31, 2022. This motion, made by Dennis Anderson and seconded by Norm Henderson, Passed.

Dennis Anderson: Yea, Alex Cline: Yea, Norm Henderson: Yea, Marc Leist: Yea, Cindy Lockley: Yea, Scott Snyder: Yea, Jeff Wilson: Yea
Yea: 7, Nay: 0

IX.A. RCES Teacher Assistant

IX.B. RCHS Girls Head Tennis Coach

X. Comments from Employees and Public

1. Dusty Kocher spoke on behalf of 6th grade student Simon Buchanan regarding a concern at school.
2. Britt Kocher spoke on behalf of Ashley Buchanan regarding her son’s concerns.

XI. Consent Agenda

Motion to approve the consent agenda as presented. This motion, made by Dennis Anderson and seconded by Norm Henderson, Passed.

Dennis Anderson: Yea, Alex Cline: Yea, Norm Henderson: Yea, Marc Leist: Yea, Cindy Lockley: Yea, Scott Snyder: Yea, Jeff Wilson: Yea
Yea: 7, Nay: 0

XI.A. * Minutes of Previous Meetings – the minutes of the Regular Meeting held on Thursday, December 15, 2022, and minutes of the Special Meetings held on Thursday, December 29, 2022, Monday, January 9, 2023 and Wednesday, January 11, 2023.

XI.B. * Closed Minutes

XI.B.1 * Approve Destruction of Audio Recordings of June 3, 2021 and June 17, 2021

XI.C. * Communication

XI.C.1. Thank you note from Shannon Winters

XI.C.2. Thank you note from Ashley Kuhn

XI.D. * December FOIA Log – Total of two requests, one from the Indiana State Pipes Association requesting payroll for contractors for the Early Learning Center construction and one from UnionBids.com requesting bid results/tabulations for the 2023 Middle School and High School reroof projects.

XI.E. * Policies for Second Reading & Adoption – **Document Registry 23-01-02**

XI.E.1. * 2.100 Board Member Conflict of Interest

XI.E.2. * 2.210 Organizational School Board Meeting

XI.E.3. * 2.265 Title IX Sexual Harassment Grievance Procedure

XI.E.4. * 4.10 Fiscal and Business Management

XI.E.5. * 4.120 Food Service

XI.E.6. * 4.140 Waiver of Student Fees

XI.E.7. * 4.165 Awareness and Prevention of Child Sexual Abuse and Grooming

XI.E.8. * 5.20 Workplace Harassment Prohibited

XI.E.9. * 5.120 Employee Ethics; Code of Professional Conduct; and Conflict of Interest (REWRITTEN & RENAMED)

XI.E.10. * 5.220 Substitute Teachers

XI.E.11. * 5.250 Leaves of Absence

XI.E.12. * 5.280 Duties and Qualifications

XI.E.13. * 5.320 Evaluation

XI.E.14. * 5.330 Sick Days, Vacation, Holidays, and Leaves

XI.E.15. * 6.15 School Accountability

XI.E.16. * 6.220 Bring Your Own Technology (BYOT) Program; Responsible Use and Conduct

XI.E.17. * 6.250 Community Resource Persons and Volunteers

XI.E.18. * 6.255 Assemblies and Ceremonies

XI.E.19. * 6.260 Complaints About Curriculum, Instructional Materials, and Programs

XI.E.20. * 6.310 High School Credit for Non-District Experiences; Course Substitutions; Re-Entering Students

XI.E.21. * 7.50 School Admissions and Student Transfers To and From Non-District Schools

XI.E.22. * 7.70 Attendance and Truancy

XI.E.23. * 7.190 Student Behavior

XI.E.24. * 7.250 Student Support Services

XI.E.25. * 7.285 Anaphylaxis Prevention, Response, and Management Program

XI.E.26. * 7.340 Student Records

XI.F. * Building & Discipline Reports

XI.F.1. * RCES

XI.F.2. * RCMS

XI.F.3. * RCHS

XI.F.4. * Special Education

XII. Financial Reports

Motion to approve financial reports as presented. This motion, made by Dennis Anderson and seconded by Cindy Lockley, Passed.

Dennis Anderson: Yea, Alex Cline: Yea, Norm Henderson: Yea, Marc Leist: Yea, Cindy Lockley: Yea, Scott Snyder: Yea, Jeff Wilson: Yea
Yea: 7, Nay: 0

XII.A. Treasurer's Report - the monthly treasurer's report was presented

XII.B. Balance Sheet – the monthly balance sheet was presented

XII.C. Approval of Bills and Payroll - The monthly bill listing to date in the amount of \$985,827.16 and the district payroll for the month of December 2022 was presented for payment. Payroll and personnel on regular employment status for the month of January 2023 is the same as the month of December 2022 with the following changes:

ADDITIONS: Kayla Dalton – RCES Paraprofessional; Lacie Lewis – RCES Paraprofessional; Jessica Roth – RCMS Food Service Staff Member

DELETIONS: Stormie Hartsey – RCES Paraprofessional; Lasade Ragulen – RCMS Food Service Staff Member

CHANGES: Matt Music – Resigned as Athletic Director; Jessica VanDyke – Interim Athletic Director

XII.D. All Other Financial Reports

XII.D.1. Comparison of Funds - December 2021 with December 2022

XII.D.2. Monthly Financial Report

XII.D.3. Financial Update/Review – Mr. LeCrone stated that the State of Illinois has issued vouchers to the school district in the amount of \$925,627.45.

XIII. Administrative Reports

XIII.A. Superintendent's Report

XIII.A.1. State of the District Report – **Document Registry 23-01-02**

Mr. Simpson presented the annual State of the District Report. The ECRA strategic dashboard is available on the district website www.rccu1.net. The State of the District Report will also be posted on the district website in the coming week.

XIII.A.2. Statements of Economic Interest – Each board member received the Statement of Economic Interest to be filled out by February 16, 2023. They will be filed with the Richland County Clerk’s Office.

XIII.B. Assistant Superintendent's Report

XIII.B.1. RCMS Cooling Tower – Mr. LeCrone stated that they are receiving bids and bid opening will be February 7, 2023.

XIV. Unfinished Business

XV. New Business

XV.A. Approve RCMS Roof Bid – **Document Registry 23-01-03**

Motion to approve the 2023 RCMS Roof Bid to Jim Taylor Roofing in the amount of \$389,395.00. This motion, made by Dennis Anderson and seconded by Norm Henderson, Passed.

Dennis Anderson: Yea, Alex Cline: Yea, Norm Henderson: Yea, Marc Leist: Yea, Cindy Lockley: Yea, Scott Snyder: Yea, Jeff Wilson: Yea
Yea: 7, Nay: 0

XV.B. Approve RCHS Roof Bid – **Document Registry 23-01-04**

Motion to approve the 2023 RCHS Roof Bid to Joiner Sheet Metal and Roofing in the amount of \$143,771.00. This motion, made by Cindy Lockley and seconded by Scott Snyder, Passed.

Dennis Anderson: Yea, Alex Cline: Yea, Norm Henderson: Yea, Marc Leist: Yea, Cindy Lockley: Yea, Scott Snyder: Yea, Jeff Wilson: Yea
Yea: 7, Nay: 0

XV.C. Approve Purchase of Buses – **Document Registry 23-01-05**

Motion to approve the purchase of three buses from Central States Bus Sales in the amount of \$391,430.00. This motion, made by Dennis Anderson and seconded by Norm Henderson, Passed.

Dennis Anderson: Yea, Alex Cline: Yea, Norm Henderson: Yea, Marc Leist: Yea, Cindy Lockley: Yea, Scott Snyder: Yea, Jeff Wilson: Yea
Yea: 7, Nay: 0

XVI. Adjournment

Motion to adjourn at 9:52p. This motion, made by Dennis Anderson and seconded by Alex Cline, Passed.

Dennis Anderson: Yea, Alex Cline: Yea, Norm Henderson: Yea, Marc Leist: Yea, Cindy Lockley: Yea, Scott Snyder: Yea, Jeff Wilson: Yea
Yea: 7, Nay: 0

Approved:

President: _____

Secretary: _____

In Appreciation

To thank you for your

kindness

and sympathy

at a time

when it was

12

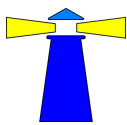
deeply appreciated

Thank you for remembering
Suzanne with the beautiful flowers
at her memorial service. And thank you
for helping me so much!

Gray

January 2023 FOIA Request Log

Date Received	Sender	Request	Response	Date of Response
1/26/2023	Nathan Mihelich, Illinois Retired Teachers Association freedom@irtaonline.org	Requesting list of names and email addresses of any certified staff retiring this year.	Response emailed to: freedom@irtaonline.org Five teachers and one administrator are retiring in 2023; Tracy Dobbs, Denyse Eagleson, Shannon Hough, Chris Simpson, Brenda Washburn, Shannon Winters	1/26/2023
1/27/2023	Josiah Chatterton, Local Labs, news@news.locallabs.com	Requesting Employee Information, specifically teachers, with the following data points for the years 2020, 2021, and 2022: -First Name-Last Name-Position/Job Title-Department-Pay Rate-Year to Date Gross Pay	Response emailed to: news@news.locallabs.com FY20, FY21, FY22 Administrator and Teacher Salary and Benefits Report	1/27/2023



RCES Building Report - January 2023

Enrollment Figures by Grade Level at the beginning of February 2023: as of 01/31/23										Totals
Pre-K	35	36	37	37	36					181
Kg	21	22	21	21	21	19	22			147
1st	17	18	20	18	18	20	21	18		150
2nd	22	22	22	22	21	22	22			153
Pri LD/MMI	0	1								1
3rd	27	27	27	27	26	25				159
4th	27	27	25	26	26	26				157
5th	24	24	25	25	25	22				145
Int LD/MMI	2									2
Total										1095


SESE Classes	
ECE	11
Off Site Location	12
Homebound	0
RCES/SESE Total	23

January Attendance Percentage:	
Kindergarten	93.33
1st Grade	93.91
2nd Grade	92.10
3rd Grade	94.85
4th Grade	93.55
5th Grade	94.56

December Discipline Report:	
Bus Suspension	0
In School Suspension	0
Out of School Suspension	3

RCES News and Events:

- 2/14 - Valentine Parties
- 2/16 - School Improvement Day - dismissal 12:10
- 2/16 - RCCU#1 School Board Meeting 6:00PM
- 2/17 - No School - Parent/TeacherConferences (8:00-11:00), School Improvement (12:00-3:00)
- 2/20 - No School - Presidents' Day
- 2/21 - Wear leadership/school/orange & black shirt
- 2/23 - 5th grade county spelling bee @RCES
- 2/24 - End of 2nd Trimester





RCHS School Board Report

February '23

Enrollment by Grade Level as of 1/31/23:	Totals	Attendance % by Grade Level for previous month:
Freshman	180	94.6
Sophomore	162	93.54
Junior	151	91.98
Senior	170	91.98
Total	663	93.10

Building Discipline Report for previous month:	Freshman	Sophomore	Junior	Senior	Total
ISS	2	1	6	1	10
OSS	1	1	4	2	8
Lunch Detention	20	4	1	4	29
Detention	9	9	16	15	49
Saturday School	-	-	-	-	-

RCHS Events

Date	Event
February 2	JV/V Girls Basketball v Charleston - 6p F/S Boys Basketball @ Edwards Co - 6p
February 3	JV/Varsity Boys Basketball @ Lawrenceville - 6p
February 4	Varsity Boys Basketball @ Rich Herrin Classic Wrestling @ IHSA Regional
February 5	RCMS/RCHS Choir Concert in RCPAC - 2p
February 6	FBLA Week starts F/S Boys Basketball @ Robinson - 6p JV/V Girls Basketball @ Centralia - 6:15 Goose Chase Scavenger Hunt
February 7	JV/V Boys Basketball @ North Clay - 6p
February 8	F/S Boys Basketball @ Mt Vernon 6:00 PM IPA Secretary's Dinner @ Casey
February 10	2pm Dismissal - Department meetings JV/V Boys Basketball v Newton - 6p
February 11	JV/V Boys Basketball @ Flora - 6p
February 13	F/S Boys Basketball @ Teutopolis - 6p
February 14	Valentine's Day Mid-term for Term 3
February 15	FAFSA Night w/ Trustbank in RCPAC - 6p
February 16	SCHOOL IMPROVEMENT DAY Early Dismissal @ 12p Senior Picture Re-take Day JV/V Boys Basketball @ Teutopolis - 6p
February 17	Parent/Teacher Conferences Student Council Winter Dance @ 8-10
February 18	FFA Dodgeball Tournament in Aux Gym - 5:30p
February 20	President's Day - NO SCHOOL FFA Week starts
February 24	2pm Dismissal - Department meetings Student Council Red Cross Blood Drive FFA Week Carnival

February 25	IDOC Screenings
-------------	-----------------

Staff Birthdays

February 1	Matthew Music
February 5	Sheri Gray
February 6	Hannah Kocher
February 7	Lisa Shilling
February 9	Paula West
February 13	Rob Kirby
February 21	Anthony Krajefska
February 23	Rylan Rusk

RCCU#1 Monthly Board Meeting

January 2023 —

Special Education Coordinator

Kristen Jurgilanis

Special Needs Student Data

- 299 - Total number of students with Individual Education Plans (IEPs)
- 1 - Total number of students with IEPs attending Optional Education
- 0 - Total number of students with IEPs attending Safe School
- 36 - Number of students attending SESE classrooms or out of district
 - SESE MSI I and II - North Clay Elementary (2)
 - SESE MSI IV - North Clay Junior/High (2)
 - SESE MSI IV - Richland County High (0)
 - SESE ECE - Richland County Elementary (10)
 - SESE ED I & II - Clay City Elementary (1)
 - SESE ED III - Clay City Junior High (1)
 - SESE ED III - Oblong Elementary (1)
 - SESE ED IV - Oblong High (2)
 - SESE ED IV - North Clay High (0)
 - SESE Autism I, II, & III - Clay City Elementary/Junior High (11)
 - SESE Autism III & IV - Clay City High (3)
 - Fresh Start ED - TLC in Effingham (1)
 - Illinois School for the Visually Impaired - Jacksonville (2)
- 34 - Total number of pending re-evaluations
- 7 - Total number of pending initial evaluations
- 9 - Total number of move in students
- 9 - Total number of students who left district
- 57 - Total number of meetings held in January

MSI - Moderate to Severely Impaired

ED - Emotional Disability

ECE - Early Childhood Education

SESE - Southeastern Special Education Cooperative

TLC - Treatment and Learning Center

**RICHLAND COUNTY COMMUNITY UNIT SCHOOL DISTRICT NO. 1
OLNEY, ILLINOIS**

TREASURER'S REPORT

	Beginning Cash Balance	Cash Receipts/Adjusting Entries Month Ended	Cash Disbursements/ Adjusting Entries Month Ended	Investments Cashed(+) or Invested(-)	Cash Balance	Certificate of Deposit Investments	CD and Cash Total ²¹
Fund	12/31/22	01/31/23	01/31/23	01/31/23	01/31/23	01/31/23	01/31/23
Education	\$ 6,706,361.47	\$ 1,955,040.31	\$ 1,744,585.06		\$ 6,916,816.72	12,607,000.00	19,523,816.72
Building and Grounds	\$ 2,164,057.35	\$ 57,535.76	\$ 33,814.59		\$ 2,187,778.52	1,700,000.00	3,887,778.52
Debt Service	\$ 771,557.72	\$ 2,368.45			\$ 773,926.17	-	773,926.17
Transportation	\$ 1,002,361.61	\$ 194,844.88	\$ 108,838.95		\$ 1,088,367.54	500,000.00	1,588,367.54
IMRF/Social Security	\$ 1,023,373.67	\$ 1,781.99	\$ 71,168.04		\$ 953,987.62	-	953,987.62
Capital Projects	\$ 224,114.95	\$ 168,291.06	\$ 452,847.77		\$ (60,441.76)		(60,441.76)
Working Cash	\$ 997,391.80	\$ 503.21			\$ 997,895.01	-	997,895.01
Tort	\$ 381,768.21	\$ 1,725.84	\$ 11,949.82		\$ 371,544.23		371,544.23
Life Safety	\$ 179,716.83	\$ 224.24	\$ 4,362.50		\$ 175,578.57		175,578.57
Total	13,450,703.61	2,382,315.74	2,427,566.73	-	13,405,452.62	14,807,000.00	28,212,452.62
					13,405,452.62		
Add CD's	14,807,000.00						
Total with CD's	28,257,703.61	2,382,315.74	2,427,566.73		28,212,452.62		
Assets							
Student Activity Fund	\$ 492,704.79				\$ 492,704.79		
Health Fund Checking	\$ 143,299.82				\$ 138,376.65		
IHI Reserve Checking	\$ 13,105.50				\$ 13,109.95		
Building Trades	\$ -				\$ -		
Revolving Funds	\$ 8,000.00				\$ 8,000.00		
Total Assets	657,110.11				652,191.39		
Total with Assets	28,914,813.72				28,864,644.01		

Account Level				Beginning	January 2022-23	January 2022-23	Ending	2022-23		
FDTLOC	FUNC	OBJ	SJ	Description	Balance	Beginning Balance	Monthly Activity	Balance	FYTD Activity	
10A010	1052	0000	00	000000	RCHS Revolving Fund	6,000.00	6,000.00	0.00	6,000.00	0.00
10A010	1053	0000	00	000000	RCMS Revolving Fund	2,000.00	2,000.00	0.00	2,000.00	0.00
10A010	1120	0000	00	000000	ED Cash On Hand	8,337,953.00	6,706,285.87	210,530.85	6,916,816.72	-1,421,136.28
10A010	1125	0000	00	000000	IHI Reserve MMCH	11,871.09	11,897.49	4.45	11,901.94	30.85
10A010	1126	0000	00	000000	RCCU Health Ins CH	168,884.75	143,299.82	-4,923.17	138,376.65	-30,508.10
10A010	1210	0000	00	000000	ED CD	7,870,000.00	12,607,000.00	0.00	12,607,000.00	4,737,000.00
10A010	1721	0000	00	000000	Building Trades 1403 Heather L	0.00	0.00	0.00	0.00	0.00
10A010	1722	0000	00	000000		0.00	0.00	0.00	0.00	0.00
10A010	1723	0000	00	000000	1311 Heather Lane	0.00	0.00	0.00	0.00	0.00
10A999	1260	0000	00	000000	Studnt Activ Fnd Cash/Invest	492,704.79	492,704.79	0.00	492,704.79	0.00
10A---	----	----	--	-----		16,889,413.63	19,969,187.97	205,612.13	20,174,800.10	3,285,386.47
10L010	4310	0000	00	000000	Accounts Payable	0.00	0.00	0.00	0.00	0.00
10L010	4811	0000	00	000000	TRS (Teacher Retire System)	0.00	0.00	0.00	0.00	0.00
10L010	4812	0000	00	000000	FIT (Federal Income Tax)	0.00	0.00	0.00	0.00	0.00
10L010	4813	0000	00	000000	SIT (State Income Tax)	0.00	29.70	-29.70	0.00	0.00
10L010	4814	0000	00	000000	IMRF(IL Municipal Retire Fund)	0.00	0.00	0.00	0.00	0.00
10L010	4815	0000	00	000000	Annuities Payable	0.00	0.00	0.00	0.00	0.00
10L010	4816	0000	00	000000	Employee Ins Payable	-166,293.93	-140,735.40	4,918.72	-135,816.68	30,477.25
10L010	4817	0000	00	000000	FICA (Fed Ins Contrib Act)	0.00	37.20	-37.20	0.00	0.00
10L010	4817	0000	10	000000	Medicare - N/C	0.00	0.00	0.00	0.00	0.00
10L010	4818	0000	00	000000	Medicare Cert	0.00	8.70	-8.70	0.00	0.00
10L010	4819	0000	00	000000	Other P/R Deduction	-7,679.80	-7,488.08	0.00	-7,488.08	191.72
10L010	4990	0000	00	000000	Misc Liab Direct Deposit	0.00	0.00	0.00	0.00	0.00
10L100	9235	0000	00	000000	Future Tigers	0.00	0.00	0.00	0.00	0.00
10L---	----	----	--	-----		-173,973.73	-148,147.88	4,843.12	-143,304.76	30,668.97
10Q010	7300	0000	00	000000	ED Fund Balance	-1,810,053.98	-1,810,053.98	0.00	-1,810,053.98	0.00
10Q010	7310	0000	00	000000	ED Rev/Exp Summary	-13,299,848.69	-16,405,448.88	-210,455.25	-16,615,904.13	-3,316,055.44
10Q010	7320	0000	00	000000	Emcumbrance	0.00	0.00	0.00	0.00	0.00
10Q010	7330	0000	00	000000	Excess/Difference	-1,112,832.44	-1,112,832.44	0.00	-1,112,832.44	0.00
10Q999	7150	0000	00	000000	Reserved StudentActiv Fund Bal	-492,704.79	-492,704.79	0.00	-492,704.79	0.00
10Q---	----	----	--	-----		-16,715,439.90	-19,821,040.09	-210,455.25	-20,031,495.34	-3,316,055.44
10----	----	----	--	-----		0.00	0.00	0.00	0.00	0.00
20A010	1120	0000	00	000000	BLDG CASH ON HAND	1,634,912.09	2,164,057.35	23,721.17	2,187,778.52	552,866.43
20A010	1210	0000	00	000000	BLDG CD	1,700,000.00	1,700,000.00	0.00	1,700,000.00	0.00
20A010	1310	0000	00	000000	DUE FROM BLDG FUND	0.00	0.00	0.00	0.00	0.00
20A---	----	----	--	-----		3,334,912.09	3,864,057.35	23,721.17	3,887,778.52	552,866.43

Account Level				Beginning	January 2022-23	January 2022-23	Ending	2022-23		
FDTLOC	FUNC	OBJ	SJ	Description	Balance	Beginning Balance	Monthly Activity	Balance	FYTD Activity	
20L010	4310	0000	00	000000	Accounts Payable	0.00	0.00	0.00	0.00	0.00
20L010	4812	0000	00	000000	FIT	0.00	0.00	0.00	0.00	0.00
20L010	4813	0000	00	000000	SIT	0.00	0.00	0.00	0.00	0.00
20L010	4814	0000	00	000000	IMRF	0.00	0.00	0.00	0.00	0.00
20L010	4815	0000	00	000000	ANNUITIES PAYABLE	0.00	0.00	0.00	0.00	0.00
20L010	4816	0000	00	000000	EMPLOYEE INS PAYABLE	0.00	0.00	0.00	0.00	0.00
20L010	4817	0000	00	000000	FICA	0.00	0.00	0.00	0.00	0.00
20L010	4817	0000	10	000000	MEDICARE N/C	0.00	0.00	0.00	0.00	0.00
20L010	4818	0000	00	000000	MEDICARE CERT	0.00	0.00	0.00	0.00	0.00
20L010	4819	0000	00	000000	OTHER P/R DEDUCTIONS	0.00	3.80	0.00	3.80	3.80
20L010	4990	0000	00	000000	MISC LIAB DIRECT DEP	0.00	0.00	0.00	0.00	0.00
20L---	----	----	--	-----		0.00	3.80	0.00	3.80	3.80
20Q010	7300	0000	00	000000	BLDG FUND BALANCE	-120,593.72	-120,593.72	0.00	-120,593.72	0.00
20Q010	7310	0000	00	000000	BLDG REV/EXP SUMMARY	-2,906,658.48	-3,435,807.54	-23,721.17	-3,459,528.71	-552,870.23
20Q010	7320	0000	00	000000	Emcumbrance	0.00	0.00	0.00	0.00	0.00
20Q010	7330	0000	00	000000	EXCESS/DIFFERENCE	-307,659.89	-307,659.89	0.00	-307,659.89	0.00
20Q---	----	----	--	-----		-3,334,912.09	-3,864,061.15	-23,721.17	-3,887,782.32	-552,870.23
20----	----	----	--	-----		0.00	0.00	0.00	0.00	0.00
30A010	1120	0000	00	000000	DEBT SERVICES CASH ON HAND	537,992.42	771,557.72	2,368.45	773,926.17	235,933.75
30A010	1210	0000	00	000000	DEBT SERVICES CD	0.00	0.00	0.00	0.00	0.00
30A---	----	----	--	-----		537,992.42	771,557.72	2,368.45	773,926.17	235,933.75
30L010	4310	0000	00	000000	Accounts Payable	0.00	0.00	0.00	0.00	0.00
30L---	----	----	--	-----		0.00	0.00	0.00	0.00	0.00
30Q010	7300	0000	00	000000	DEBT SERVICES FUND BALANCE	-282,524.23	-282,524.23	0.00	-282,524.23	0.00
30Q010	7310	0000	00	000000	BOND REV/EXP SUMMARY	258,965.31	25,400.01	-2,368.45	23,031.56	-235,933.75
30Q010	7320	0000	00	000000	BOND AND INTEREST	0.00	0.00	0.00	0.00	0.00
30Q010	7330	0000	00	000000	EXCESS/DIFFERENCE	-514,433.50	-514,433.50	0.00	-514,433.50	0.00
30Q---	----	----	--	-----		-537,992.42	-771,557.72	-2,368.45	-773,926.17	-235,933.75
30----	----	----	--	-----		0.00	0.00	0.00	0.00	0.00
40A010	1120	0000	00	000000	TRANS CASH ON HAND	841,969.14	1,002,361.61	86,005.93	1,088,367.54	246,398.40
40A010	1125	0000	00	000000	TRANS IHI RESERVE	1,208.01	1,208.01	0.00	1,208.01	0.00
40A010	1210	0000	00	000000	TRANS CD	500,000.00	500,000.00	0.00	500,000.00	0.00
40A---	----	----	--	-----		1,343,177.15	1,503,569.62	86,005.93	1,589,575.55	246,398.40

Account Level				Beginning	January 2022-23	January 2022-23	Ending	2022-23		
FDTLOC	FUNC	OBJ	SJ	Description	Balance	Beginning Balance	Monthly Activity	Balance	FYTD Activity	
40L010	4310	0000	00	000000	Accounts Payable	0.00	0.00	0.00	0.00	0.00
40L010	4811	0000	00	000000	TRS	0.00	0.00	0.00	0.00	0.00
40L010	4812	0000	00	000000	FIT	0.00	0.00	0.00	0.00	0.00
40L010	4813	0000	00	000000	SIT	0.00	0.00	0.00	0.00	0.00
40L010	4814	0000	00	000000	IMRF	0.00	0.00	0.00	0.00	0.00
40L010	4815	0000	00	000000	ANNUITIES PAYABLE	0.00	0.00	0.00	0.00	0.00
40L010	4816	0000	00	000000	EMPLOYEE INS PAYABLE	0.00	0.00	0.00	0.00	0.00
40L010	4817	0000	00	000000	FICA	0.00	0.00	0.00	0.00	0.00
40L010	4817	0000	10	000000	MEDICARE N/C	0.00	0.00	0.00	0.00	0.00
40L010	4818	0000	00	000000	MEDICARE CERT	0.00	0.00	0.00	0.00	0.00
40L010	4819	0000	00	000000	OTHER P/R DEDUCTIONS	-130.14	-121.45	0.00	-121.45	8.69
40L010	4990	0000	00	000000	MISC LIAB DIRECT DEPOSIT	0.00	0.00	0.00	0.00	0.00
40L---	----	----	--	-----		-130.14	-121.45	0.00	-121.45	8.69
40Q010	7300	0000	00	000000	TRANS FUND BALANCE	-125,788.52	-125,788.52	0.00	-125,788.52	0.00
40Q010	7310	0000	00	000000	TRAN REV/EXP SUMMARY	-1,100,911.39	-1,261,312.55	-86,005.93	-1,347,318.48	-246,407.09
40Q010	7320	0000	00	000000	Emcumbrance	0.00	0.00	0.00	0.00	0.00
40Q010	7330	0000	00	000000	EXCESS/DIFFERENCE	-116,347.10	-116,347.10	0.00	-116,347.10	0.00
40Q---	----	----	--	-----		-1,343,047.01	-1,503,448.17	-86,005.93	-1,589,454.10	-246,407.09
40----	----	----	--	-----		0.00	0.00	0.00	0.00	0.00
50A010	1120	0000	00	000000	IMRF CASH ON HAND	149,238.05	1,023,327.77	-69,340.15	953,987.62	804,749.57
50A010	1210	0000	00	000000	IMRF CD	500,000.00	0.00	0.00	0.00	-500,000.00
50A---	----	----	--	-----		649,238.05	1,023,327.77	-69,340.15	953,987.62	304,749.57
50L010	4310	0000	00	000000	Accounts Payable	0.00	0.00	0.00	0.00	0.00
50L010	4814	0000	00	000000	IMRF	0.00	0.00	0.00	0.00	0.00
50L010	4817	0000	00	000000	FICA	0.00	37.20	-37.20	0.00	0.00
50L010	4818	0000	00	000000	MEDICARE	0.00	8.70	-8.70	0.00	0.00
50L010	4990	0000	00	000000	MISC LIAB DD	0.00	0.00	0.00	0.00	0.00
50L---	----	----	--	-----		0.00	45.90	-45.90	0.00	0.00
50Q010	7300	0000	00	000000	IMRF FUND BALANCE	-151,984.58	-151,984.58	0.00	-151,984.58	0.00
50Q010	7310	0000	00	000000	IMRF/SS REV/EXP SUMMARY	-295,907.03	-670,042.65	69,386.05	-600,656.60	-304,749.57
50Q010	7330	0000	00	000000	EXCESS/DIFFERENCE	-201,346.44	-201,346.44	0.00	-201,346.44	0.00
50Q---	----	----	--	-----		-649,238.05	-1,023,373.67	69,386.05	-953,987.62	-304,749.57
50----	----	----	--	-----		0.00	0.00	0.00	0.00	0.00

Account Level				Beginning	January 2022-23	January 2022-23	Ending	2022-23	
FDTLOC	FUNC	OBJ	SJ	Description	Balance	Beginning Balance	Monthly Activity	Balance	FYTD Activity
60A010	1120	0000	00 000000	Site & Construction Cash in on	820,741.83	224,114.95	-284,556.71	-60,441.76	-881,183.59
60A010	1210	0000	00 000000	Site CD	0.00	0.00	0.00	0.00	0.00
60A---	----	----	--	-----	820,741.83	224,114.95	-284,556.71	-60,441.76	-881,183.59
60L010	4310	0000	00 000000	Accounts Payable	0.00	0.00	0.00	0.00	0.00
60L---	----	----	--	-----	0.00	0.00	0.00	0.00	0.00
60Q010	7300	0000	00 000000	SITE & CONST FUND BALANCE	0.00	0.00	0.00	0.00	0.00
60Q010	7310	0000	00 000000	SITE/CONSTRUCTION REV/EXP SUM	-820,741.83	-224,114.95	284,556.71	60,441.76	881,183.59
60Q010	7320	0000	00 000000	Emcumbrance	0.00	0.00	0.00	0.00	0.00
60Q010	7330	0000	00 000000	EXCESS/DIFFERENCE	0.00	0.00	0.00	0.00	0.00
60Q---	----	----	--	-----	-820,741.83	-224,114.95	284,556.71	60,441.76	881,183.59
60----	----	----	--	-----	0.00	0.00	0.00	0.00	0.00
70A010	1120	0000	00 000000	WORKING CASH - CASH ON HAND	864,586.40	997,391.80	503.21	997,895.01	133,308.61
70A010	1210	0000	00 000000	WORKING CASH CD	0.00	0.00	0.00	0.00	0.00
70A---	----	----	--	-----	864,586.40	997,391.80	503.21	997,895.01	133,308.61
70Q010	7300	0000	00 000000	WORKING CASH FUND BALANCE	-1,482,040.21	-1,482,040.21	0.00	-1,482,040.21	0.00
70Q010	7310	0000	00 000000	WORKING CASH REV/EXP SUMMARY	731,956.27	599,150.87	-503.21	598,647.66	-133,308.61
70Q010	7330	0000	00 000000	EXCESS/DIFFERENCE	-114,502.46	-114,502.46	0.00	-114,502.46	0.00
70Q---	----	----	--	-----	-864,586.40	-997,391.80	-503.21	-997,895.01	-133,308.61
70----	----	----	--	-----	0.00	0.00	0.00	0.00	0.00
80A010	1120	0000	00 000000	Tort Cash on Hand	0.00	381,768.21	-10,223.98	371,544.23	371,544.23
80A---	----	----	--	-----	0.00	381,768.21	-10,223.98	371,544.23	371,544.23
80L010	4310	0000	00 000000	Accounts Payable	0.00	0.00	0.00	0.00	0.00
80L---	----	----	--	-----	0.00	0.00	0.00	0.00	0.00
80Q010	7300	0000	00 000000	Tort Fund Balance	0.00	0.00	0.00	0.00	0.00
80Q010	7310	0000	00 000000	TORT REV/EXP SUMMARY	227,330.44	-154,437.77	10,223.98	-144,213.79	-371,544.23
80Q010	7320	0000	00 000000	Tort Encumbrance	0.00	0.00	0.00	0.00	0.00
80Q010	7330	0000	00 000000	EXCESS/DIFFERENCE	-227,330.44	-227,330.44	0.00	-227,330.44	0.00
80Q---	----	----	--	-----	0.00	-381,768.21	10,223.98	-371,544.23	-371,544.23
80----	----	----	--	-----	0.00	0.00	0.00	0.00	0.00

				Account Level	Beginning	January 2022-23	January 2022-23	Ending	2022-23
FDTLOC	FUNC	OBJ	SJ	Description	Balance	Beginning Balance	Monthly Activity	Balance	FYTD Activity
90A010	1120	0000	00 000000	LIFE SAFETY CASH ON HAND	263,789.81	179,716.83	-4,138.26	175,578.57	-88,211.24
90A010	1210	0000	00 000000	LIFE SAFETY CD	0.00	0.00	0.00	0.00	0.00
90A---	----	----	--	-----	263,789.81	179,716.83	-4,138.26	175,578.57	-88,211.24
90L010	4310	0000	00 000000	Accounts Payable	0.00	0.00	0.00	0.00	0.00
90L010	4812	0000	00 000000	L/S FIT	0.00	0.00	0.00	0.00	0.00
90L010	4813	0000	00 000000	L/S SIT	0.00	0.00	0.00	0.00	0.00
90L010	4817	0000	00 000000	L/S FICA	0.00	0.00	0.00	0.00	0.00
90L010	4817	0000	10 000000	L/S Medicare NC	0.00	0.00	0.00	0.00	0.00
90L---	----	----	--	-----	0.00	0.00	0.00	0.00	0.00
90Q010	7300	0000	00 000000	LIFE SAFETY FUND BALANCE	-1,128,737.03	-1,128,737.03	0.00	-1,128,737.03	0.00
90Q010	7310	0000	00 000000	LIFE SAFETY REV/EXP SUMMARY	154,344.88	238,417.86	4,138.26	242,556.12	88,211.24
90Q010	7320	0000	00 000000	Emcumbrance	0.00	0.00	0.00	0.00	0.00
90Q010	7330	0000	00 000000	EXCESS/DIFFERENCE	710,602.34	710,602.34	0.00	710,602.34	0.00
90Q---	----	----	--	-----	-263,789.81	-179,716.83	4,138.26	-175,578.57	88,211.24
90----	----	----	--	-----	0.00	0.00	0.00	0.00	0.00
<hr/>									
Grand Asset Totals					24,703,851.38	28,914,692.22	-50,048.21	28,864,644.01	4,160,792.63
Grand Liability Totals					-174,103.87	-148,219.63	4,797.22	-143,422.41	30,681.46
Grand Equity Totals					-24,529,747.51	-28,766,472.59	45,250.99	-28,721,221.60	-4,191,474.09
Grand Totals					0.00	0.00	0.00	0.00	0.00

Number of Accounts: 111

***** End of report *****

Check Number	Vendor Name	Check Date	Invoice Description	Invoice Amount	Check Amount	
34053	AMERICAN BUS AND ACCE	02/17/2023	Supplies for the school year 2022-2023	907.14	907.14	
34054	AUTO WHEEL AND RIM SE	02/17/2023	Supplies for the school year 2022-2023	78.98	78.98	
34055	BIO CORPORATION	02/17/2023	Dissection lab supplies	47.00	47.00	
34056	BLDD ARCHITECTS, INC	02/17/2023	Richland Co Early Learning Center up to 1/31/23	11,264.59	11,264.59	27
34057	BOUND TO STAY BOUND B	02/17/2023	RCES Library Books	42.01	42.01	
34058	BRAKE & WHEEL OF WASH	02/17/2023	Supplies for the 2022-2023 school year	106.99	627.63	
			Supplies for the 2022-2023 school year	134.45		
			Supplies for the 2022-2023 school year	75.73		
			Supplies for the 2022-2023 school year	367.70		
			Supplies for the 2022-2023 school year	-57.24		
34059	BROWN, BRAELYNN ELLA	02/17/2023	Tutoring 1/23-2/3	334.75	334.75	
34060	BUSHUE BACKGROUND SCR	02/17/2023	BACKGROUND CHECKS	54.00	184.00	
			HUMAN RESOURCES BILLING	120.00		
			CORRECTION			

Check Number	Vendor Name	Check Date	Invoice Description	Invoice Amount	Check Amount
34061	CENTRAL STATES BUS SA	02/17/2023	BACKGROUND CHECKS	10.00	
			Supplies for the school year 2022-2023	187.68	3,741.80
			Supplies for the school year 2022-2023	671.19	
			Supplies for the school year 2022-2023	1,185.43	
			Supplies for the school year 2022-2023	365.72	
			Supplies for the school year 2022-2023	623.14	
			Supplies for the school year 2022-2023	708.64	
34062	CINTAS	02/17/2023	MS SERVICES	164.31	981.48
			HS SERVICES	119.66	
			ES SERVICES	206.77	
			MS SERVICES	164.31	
			HS SERVICES	119.66	
			ES SERVICES	206.77	
34063	CLAY-JASPR-RCHLND-N W	02/17/2023	IHSA Local Match	2,515.86	2,515.86
34064	CUMMINS CSSNA - US,	02/17/2023	Labor & supplies for the 2022-2023 school year	2,174.54	2,174.54
34065	DANIEL, DAISY	02/17/2023	Tutoring 1/9-2/3	39.00	39.00
34066	DEMCO, INC	02/17/2023	purchase of supplies for library	43.32	43.32

Check Number	Vendor Name	Check Date	Invoice Description	Invoice Amount	Check Amount
34067	DOLL'S INC	02/17/2023	STONE	64.70	64.70
34068	ELLISON, NATALIE ELAI	02/17/2023	Tutoring 1/23-2/3	312.00	312.00
34069	ERWIN, MELISSA D	02/17/2023	1/3/2023-1/31/2023 Mileage for January home visits	170.00	170.00
34070	FISHER AUTO PARTS	02/17/2023	Supplies for the school year 2022-2023	26.15	55.05
			Supplies for the school year 2022-2023	19.10	
			Supplies for the school year 2022-2023	9.80	
34071	FOLLETT CONTENT SOLUT	02/17/2023	Playaways Playaways to be ordered with Title 1 money	299.95 2,457.62	2,757.57
34072	GRAINGER	02/17/2023	ES SUPPLIES	228.04	228.04
34073	GROVE, CONNOR	02/17/2023	Tutoring 1/23-2/3	289.25	289.25
34074	HARNESS, ALEXANDER MI	02/17/2023	Tutoring 1/23-2/3	312.00	312.00
34075	HARNESS, MARY ANN	02/17/2023	12/5/2022-12/20/20 22 Mileage for December 2022 1/5/2023-1/31/2023	15.21 40.63	55.84
34076	HINTERSCHER, DAVID	02/17/2023	JANUARY MILEAGE	388.00	388.00
34077	HOUCHIN, DARRELL W	02/17/2023	12/27/2022-1/19/20 23 Mileage reimbursement for high school	273.32	273.32

Check Number	Vendor Name	Check Date	Invoice Description	Invoice Amount	Check Amount
34078	INTERSTATE BATTERY OF	02/17/2023	basketball games. Supplies for the school year 2022-2023	1,196.55	1,329.50
			Supplies for the school year 2022-2023	132.95	
34079	JOHNSTONE SUPPLY	02/17/2023	MS SUPPLIES	66.93	156.87
			SHOP SUPPLIES	89.94	
34080	KOCHER, BRITTANIA J	02/17/2023	1/1/2023-1/31/2023 January 2023	133.79	133.79
			Mileage		
34081	MARATHON TIRE SERV, I	02/17/2023	Labor & supplies for the 2022-2023 school year	43.00	158.50
			Labor & supplies for the 2022-2023 school year	70.00	
			Labor & supplies for the 2022-2023 school year	45.50	
34082	MAYS, ALYVIA GRACE	02/17/2023	Tutoring 1/23-2/3	312.00	312.00
34083	MCFARLAND, JOHN	02/17/2023	Food/Supplies FY23: Visa Purchases (WALMART ETC.)	11.31	11.31
34084	MIDWEST ENGINEERING/T	02/17/2023	BUILDING CODE INSPECTOR	1,000.00	1,000.00
34085	MILLER OFFICE EQUIPME	02/17/2023	Toner Cartridges & Staples Labor for Copiers (Workrooms, Color Copiers, Fax	1,755.00 38.00	1,963.00

Check Number	Vendor Name	Check Date	Invoice Description	Invoice Amount	Check Amount
			Machine) Labor for Copiers (Workrooms, Color Copiers, Fax Machine) Labor for Copiers (Workrooms, Color Copiers, Fax Machine)	42.00	
			Copier Toner & Supplies	90.00	
34086	MILLER, TRACY, BRAUN	02/17/2023	PROFESSIONAL SERVICES	2,162.50	2,162.50
34087	O'REILLY AUTO PARTS	02/17/2023	Labor and Supplies for the school year 2022-2023	69.99	390.27
			Supplies for the school year 2022-2023	70.96	
			HS SUPPLIES	19.43	
			Supplies for the school year 2022-2023	19.56	
			Supplies for the school year 2022-2023	110.59	
			Supplies for the school year 2022-2023	99.74	
34088	Vendor Continued Void	02/17/2023			0.00
34089	PENNINGTON CHEVROLET	02/17/2023	Bus Inspections for the school	56.00	952.00

Check Number	Vendor Name	Check Date	Invoice Description	Invoice Amount	Check Amount
			year 2022-2023 Bus Inspections for the school	56.00	
			year 2022-2023 Bus Inspections for the school	56.00	
			year 2022-2023 Bus Inspections for the school	56.00	
			year 2022-2023 Bus Inspections for the school	56.00	
			year 2022-2023 Bus Inspections for the school	56.00	
34090	POETTKER CONSTRUCTION	02/17/2023	EARLY LEARNING CENTER PAYMENT	580,707.18	580,707.18
34091	PRAIRIE FARMS DAIRY,	02/17/2023	Food/Supplies FY23: Prairie Farms	12,816.62	12,816.62
34092	RICHLAND CO TREASURER	02/17/2023	SCHOOL RESOURCE OFFICER	5,178.14	5,178.14
34093	SCHMIDT, CARA	02/17/2023	JANUARY MILEAGE	760.00	760.00
34094	SIMPSON, CHRIS A	02/17/2023	1/1/2023-1/31/2023 January Mileage	102.50	102.50
34095	SNIDER, SHERRI A	02/17/2023	Purchased Services	387.50	387.50
34096	SOUTH EASTERN SPECIAL	02/17/2023	MONTHLY SERVICES MONTHLY SERVICES	99,718.25 10,117.41	109,835.66
34097	SOUTHERN BUS & MOBILI	02/17/2023	Labor and Supplies for the	2,603.69	2,603.69

Check Number	Vendor Name	Check Date	Invoice Description	Invoice Amount	Check Amount	
			school year 2022-2023			
34098	SPILLMAN, SCOTT	02/17/2023	JANUARY MILEAGE	743.75	743.75	
34099	STEBER, COLLEEN	02/17/2023	Tutoring 1/23-2/3	256.75	256.75	
34100	TECH ELECTRONICS, INC	02/17/2023	AUDIO/VISUAL SYSTEM	1,545.00	1,545.00	
34101	THE STUDIO AT BRITTON	02/17/2023	PRIVATE YOGA CLASSES	240.00	240.00	
34102	TOMLIN, LINDSEY JAMES	02/17/2023	JANUARY MILEAGE	18.37	18.37	34
34103	WABASH FOOD SERVICE	02/17/2023	Food/Supplies FY23: Wabash Food Service Food/Supplies FY23: Wabash Food Service Food/Supplies FY23: Wabash Food Service	36,036.68 13,855.98 8,170.45	58,063.11	
34104	WEASE EQUIPMENT, INC	02/17/2023	Labor and Supplies for the school year 2022-2023 Labor and Supplies for the school year 2022-2023	826.80 645.82	1,472.62	
34105	WELLS, JERSEY	02/17/2023	Tutoring 1/23-2/3	338.00	338.00	
34106	WILLIAMS, GRACE	02/17/2023	Tutoring 1/23-2/3	338.00	338.00	
		54	Computer	Check(s) For a Total of	811,864.50	

	0	Manual	Checks For a Total of	0.00
	0	Wire Transfer	Checks For a Total of	0.00
	0	ACH	Checks For a Total of	0.00
	54	Computer	Checks For a Total of	811,864.50
Total For	54	Manual, Wire Tran, ACH & Computer Checks		811,864.50
Less	0	Voided	Checks For a Total of	0.00
			Net Amount	811,864.50

REPORT SPECIFICATIONS

DISTRICT: Richland County Community Unit #1
REPORT TITLE: AP Invoice Listing Report
REQUESTED BY: cgraves DATE: 02/09/23
PROGRAM NAME: fin/3aprpt01. TIME: 11:06:59 AM
COPIES: 1 LPI: 6
RUN ON SERVER: yes CREATE ASCII FILE: NO

REPORT SEQUENCE: Vendor
INVOICE TYPE(S): HISTORY
CHECK TYPE(S): ALL

PRINT DETAIL: no PRINT ACCOUNTING: no
STARTING PO #: 0 ENDING PO #: 9999999999
STARTING INVOICE #: ENDING INVOICE #: ZZZZZZZZZZZZZZZZZZZ
STARTING VENDOR KEY: ENDING VENDOR KEY: ZZZZZZZZZZZ
STARTING BATCH #: JANA ENDING BATCH #: JANZ
STARTING BANK CASH CODE: TRUST ENDING BANK CASH CODE: TRUST
STARTING INVOICE DATE: ENDING INVOICE DATE: 12/31/9999
STARTING DUE DATE: ENDING DUE DATE: 12/31/9999
STARTING CREATED BY: ENDING CREATED BY: ZZZZZZZZZZZ
STARTING CREATED DATE: 07/01/2022 ENDING CREATED DATE: 12/31/9999
STARTING INVOICE AMOUNT: -999,999,999.00 ENDING INVOICE AMOUNT: 9999,999,999.99

VEN-KEY	VENDOR NAME	INVOICE #	PO NUMBER	BATCH	BANK	DESCRIPTION	LQ	S	INV DATE	DUE DATE	C	NET AMOUNT
	ACH VOID DOWNLOAD	DISCOUNT DESCRIPTION			DISC AMT	ADJUSTMENT DESCRIPTION	FY		ADJ AMT	CHECK NBR		INVOICE AMOUNT
A-1	QUAL001	A-1 QUALITY GLASS CO INC	100781	8002300022	JANPP	TRUST Labor & supplies for the 2022-2023 school year	H		01/26/2023	01/27/2023	R	\$314.00
									22-23		33996	\$314.00
A-1	QUAL001	A-1 QUALITY GLASS CO INC	100790	8002300023	JANPP	TRUST Labor & supplies for the 2022-2023 school year (VANS)	H		01/27/2023	01/27/2023	R	\$320.00
									22-23		33996	\$320.00
NUMBER OF INVOICES: 2												\$634.00
AFPLANSE000	AFPLANSERV		22093079884	9002300004	JANPP	TRUST PLAN FEE BILLING	H		10/26/2022	01/25/2023	R	\$65.00
									22-23		33991	\$65.00
AFPLANSE000	AFPLANSERV		22113079884	9002300004	JANPP	TRUST PLAN FEE BILLING	H		12/19/2022	01/25/2023	R	\$64.00
									22-23		33991	\$64.00
NUMBER OF INVOICES: 2												\$129.00
AHMADATA000	AHMAD, ATALLAH		038819028376	0000000000	JANPP	TRUST SEARS REIMBURSEMENT	H		01/23/2023	01/23/2023	R	\$58.18
									22-23		33967	\$58.18
AHMADATA000	AHMAD, ATALLAH		9921418	0000000000	JANPP	TRUST SHELF UTILITY CART	H		01/28/2023	01/30/2023	R	\$113.05
									22-23		34012	\$113.05
NUMBER OF INVOICES: 2												\$171.23
AMAZON C000	AMAZON CAPITAL SERVICES, INC		11GL-VLW4-LLPL	2002300142	JANAMA	TRUST New books	H		01/15/2023	01/17/2023	R	\$761.50
									22-23		33862	\$761.50
AMAZON C000	AMAZON CAPITAL SERVICES, INC		13KL-KMCM-TK1L	9502300047	JANAMA	TRUST powered usb hubs and hdmi cables	H		12/28/2022	01/04/2023	R	\$41.85
									22-23		33862	\$41.85
AMAZON C000	AMAZON CAPITAL SERVICES, INC		146R-4WNW-LH7V	9502300060	JANAMA	TRUST PoE injectors for vape detectors	H		01/08/2023	01/17/2023	R	\$83.40
									22-23		33982	\$83.40

VEN-KEY	VENDOR NAME	INVOICE #	PO NUMBER	BATCH	BANK	DESCRIPTION	LQ	S	INV DATE	DUE DATE	C	NET AMOUNT
	ACH VOID DOWNLOAD	DISCOUNT DESCRIPTION			DISC AMT	ADJUSTMENT DESCRIPTION	FY		ADJ AMT	CHECK NBR		INVOICE AMOUNT
AMAZON C000	AMAZON CAPITAL SERVICES, INC	14RL-VWMP-Y7PW	3002300266	JANAMA	TRUST	Classroom Supplies	H	12/18/2022	01/03/2023	R		\$97.30
							22-23			33816		\$97.30
AMAZON C000	AMAZON CAPITAL SERVICES, INC	16JW-QTF6-F4N1	1002300383	JANAMA	TRUST	Office Supplies for 314. Plastic report covers, class set.	H	01/07/2023	01/09/2023	R		\$29.98
							22-23			33862		\$29.98
AMAZON C000	AMAZON CAPITAL SERVICES, INC	19KH-TQ6V-LRVF	5502300067	JANAMA	TRUST	Book club rewards	H	01/08/2023	01/11/2023	R		\$148.11
							22-23			33862		\$148.11
AMAZON C000	AMAZON CAPITAL SERVICES, INC	19kh-tq6v-n3nd	3002300288	JANAMA	TRUST	purchase of headphones for classes to borrow	H	01/09/2023	01/13/2023	R		\$144.64
							22-23			33862		\$144.64
AMAZON C000	AMAZON CAPITAL SERVICES, INC	19PP-WGY6-63TM	2002300137	JANAMA	TRUST	art supplies	H	01/17/2023	01/23/2023	R		\$14.06
							22-23			33982		\$14.06
AMAZON C000	AMAZON CAPITAL SERVICES, INC	1DRW-4NTF-DM9Y	2002300144	JANAMA	TRUST	Additional Cash Box for Basketball Games	H	01/14/2023	01/17/2023	R		\$28.49
							22-23			33862		\$28.49
AMAZON C000	AMAZON CAPITAL SERVICES, INC	1M1L-XJVC-LY3H	3002300295	JANAMA	TRUST	mini/medium heat press for students to use with projects	H	01/12/2023	01/12/2023	R		\$110.95
							22-23			33862		\$110.95
AMAZON C000	AMAZON CAPITAL SERVICES, INC	1M3R-JWJD-GGVR	2002300131	JANAMA	TRUST	STEM Grant	H	12/26/2022	01/03/2023	R		\$65.98
							22-23			33816		\$65.98
AMAZON C000	AMAZON CAPITAL SERVICES, INC	1M7G-WXYG-61N6	1002300367	JANAMA	TRUST	Staff Appreciation	H	12/19/2022	01/03/2023	R		\$61.97
							22-23			33816		\$61.97
AMAZON C000	AMAZON CAPITAL SERVICES, INC	1M9P-PHFF-4QYQ	2002300142	JANAMA	TRUST	New books	H	01/17/2023	01/23/2023	R		\$89.64
							22-23			33982		\$89.64

38

VEN-KEY	VENDOR NAME	INVOICE #	PO NUMBER	BATCH	BANK	DESCRIPTION	LQ	S	INV DATE	DUE DATE	C	NET AMOUNT
	ACH VOID DOWNLOAD	DISCOUNT DESCRIPTION				ADJUSTMENT DESCRIPTION	FY		ADJ AMT	CHECK NBR		INVOICE AMOUNT
AMAZON C000	AMAZON CAPITAL SERVICES, INC	1MY6-JJYT-1L4K	8002300069	JANAMA	TRUST	Supplies for the school year 2022-2023	H		01/23/2023	01/23/2023	R	\$173.96
							22-23			33982		\$173.96
AMAZON C000	AMAZON CAPITAL SERVICES, INC	1NHJ-KKXT-GDJX	5502300065	JANAMA	TRUST	rewards for book club	H		01/07/2023	01/10/2023	R	\$173.79
							22-23			33862		\$173.79
AMAZON C000	AMAZON CAPITAL SERVICES, INC	1P6D-QN3N-QD44	1002300194	JANAMA	TRUST	\$300 book allowance	H		01/02/2023	01/04/2023	R	\$25.95
							22-23			33816		\$25.95
AMAZON C000	AMAZON CAPITAL SERVICES, INC	1PWR-3TYT-4XFC	1002300385	JANAMA	TRUST	RCES Library Supplies & Books	H		01/13/2023	01/13/2023	R	\$159.98
							22-23			33862		\$150.98
AMAZON C000	AMAZON CAPITAL SERVICES, INC	1PYQ-WGPJ-KP4T	1002300385	JANAMA	TRUST	RCES Library Supplies & Books	H		01/15/2023	01/18/2023	R	\$7.26
							22-23			33982		\$7.26
AMAZON C000	AMAZON CAPITAL SERVICES, INC	1QGT-QVHR-G3LY	5502300066	JANAMA	TRUST	PFA office supplies	H		01/07/2023	01/10/2023	R	\$18.97
							22-23			33862		\$18.97
AMAZON C000	AMAZON CAPITAL SERVICES, INC	1QPQ-6FVK-LVRX	9002300058	JANAMA	TRUST	high school	H		01/15/2023	01/17/2023	R	\$61.41
							22-23			33862		\$61.41
AMAZON C000	AMAZON CAPITAL SERVICES, INC	1QRT-NJ3D-CJ3T	1002300380	JANAMA	TRUST	Desk timers	H		01/07/2023	01/17/2023	R	\$239.50
							22-23			33862		\$239.50
AMAZON C000	AMAZON CAPITAL SERVICES, INC	1rmr-3pwh-hy4g	2002300130	JANAMA	TRUST	STEM Supplies (STEM Grant)	H		12/20/2022	01/03/2023	R	\$712.33
							22-23			33816		\$712.33
AMAZON C000	AMAZON CAPITAL SERVICES, INC	1RXQ-RYW6-GNNM	2002300137	JANAMA	TRUST	art supplies	H		01/14/2023	01/17/2023	R	\$34.71
							22-23			33982		\$34.71
AMAZON C000	AMAZON CAPITAL SERVICES, INC	1TNT-VMHY-KGPC	2002300143	JANAMA	TRUST	Supplies; earbuds, cardstock, sticky notes	H		01/15/2023	01/17/2023	R	\$115.91
							22-23			33862		\$115.91

VEN-KEY	VENDOR NAME	INVOICE #	PO NUMBER	BATCH	BANK	DESCRIPTION	LQ	S	INV DATE	DUE DATE	C	NET AMOUNT
	ACH VOID DOWNLOAD	DISCOUNT DESCRIPTION		DISC AMT	ADJUSTMENT DESCRIPTION	FY		ADJ AMT	CHECK NBR		INVOICE AMOUNT	
AMAZON C000	AMAZON CAPITAL SERVICES, INC	1V4K-4JTF-FLNH	1002300395	JANAMA	TRUST	Replace classroom library cart	H	01/21/2023	01/23/2023	R	\$69.99	
							22-23		33982		\$69.99	
AMAZON C000	AMAZON CAPITAL SERVICES, INC	1YMW-KR4L-N9TF	9502300058	JANAMA	TRUST	anker bluetooth conference room speakerphone	H	12/27/2022	12/28/2022	R	\$186.98	
							22-23		33816		\$186.98	
AMAZON C000	AMAZON CAPITAL SERVICES, INC	CR 11V1-RTPP-ML9R	2002300142	JANAMA	TRUST	New books	H	01/16/2023	01/17/2023	R	\$-0.23	
							22-23		33862		\$-0.23	
											40	
AMAZON C000	AMAZON CAPITAL SERVICES, INC	CR 13KV-R3YR-MGFL	2002300142	JANAMA	TRUST	New books	H	01/16/2023	01/17/2023	R	\$-0.19	
							22-23		33862		\$-0.19	
AMAZON C000	AMAZON CAPITAL SERVICES, INC	CR 13TT-JFQK-MW61	2002300142	JANAMA	TRUST	New books	H	01/16/2023	01/17/2023	R	\$-2.67	
							22-23		33862		\$-2.67	
AMAZON C000	AMAZON CAPITAL SERVICES, INC	CR 16R6-133R-67X3	2002300142	JANAMA	TRUST	New books	H	01/17/2023	01/18/2023	R	\$-0.23	
							22-23		33982		\$-0.23	
AMAZON C000	AMAZON CAPITAL SERVICES, INC	CR 17RV-PC3H-MWXG	2002300142	JANAMA	TRUST	New books	H	01/16/2023	01/17/2023	R	\$-0.08	
							22-23		33862		\$-0.08	
AMAZON C000	AMAZON CAPITAL SERVICES, INC	CR 1CFQ-MY4N-MNGV	2002300142	JANAMA	TRUST	New books	H	01/16/2023	01/17/2023	R	\$-0.11	
							22-23		33862		\$-0.11	
AMAZON C000	AMAZON CAPITAL SERVICES, INC	CR 1D7P-P173-MTCJ	2002300142	JANAMA	TRUST	New books	H	01/16/2023	01/17/2023	R	\$-0.14	
							22-23		33862		\$-0.14	
AMAZON C000	AMAZON CAPITAL SERVICES, INC	CR 1FK9-9J6R-4PMK	2002300142	JANAMA	TRUST	New books	H	01/17/2023	01/18/2023	R	\$-0.08	
							22-23		33982		\$-0.08	
AMAZON C000	AMAZON CAPITAL SERVICES, INC	CR 1H3J-JRG6-MPPC	2002300142	JANAMA	TRUST	New books	H	01/16/2023	01/17/2023	R	\$-0.21	
							22-23		33862		\$-0.21	

<u>VEN-KEY</u>	<u>VENDOR NAME</u>	<u>INVOICE #</u>	<u>PO NUMBER</u>	<u>BATCH</u>	<u>BANK</u>	<u>DESCRIPTION</u>	<u>LQ</u>	<u>S</u>	<u>INV DATE</u>	<u>DUE DATE</u>	<u>C</u>	<u>NET AMOUNT</u>
	<u>ACH VOID DOWNLOAD</u>	<u>DISCOUNT DESCRIPTION</u>				<u>DISC AMT</u>			<u>ADJ AMT</u>	<u>CHECK NBR</u>		<u>INVOICE AMOUNT</u>
AMAZON C000	AMAZON CAPITAL SERVICES, INC	CR 1HFX-DNJR-4T7V	2002300142	JANAMA	TRUST	New books		H	01/17/2023	01/18/2023	R	\$-0.08
							22-23			33862		\$-0.08
AMAZON C000	AMAZON CAPITAL SERVICES, INC	CR 1JCT-VQDQ-MRNW	2002300142	JANAMA	TRUST	New books		H	01/16/2023	01/17/2023	R	\$-0.08
							22-23			33862		\$-0.08
AMAZON C000	AMAZON CAPITAL SERVICES, INC	CR 1M3J-NTTX-MMHN	2002300142	JANAMA	TRUST	New books		H	01/16/2023	01/17/2023	R	\$-0.07
							22-23			33862		\$-0.07
AMAZON C000	AMAZON CAPITAL SERVICES, INC	CR 1PWR-3TYY-MP33	2002300142	JANAMA	TRUST	New books		H	01/16/2023	01/17/2023	R	\$-0.09
							22-23			33862		\$-4.09
AMAZON C000	AMAZON CAPITAL SERVICES, INC	CR 1PYQ-WGPJ-MHDJ	2002300142	JANAMA	TRUST	New books		H	01/16/2023	01/17/2023	R	\$-0.11
							22-23			33862		\$-0.11
AMAZON C000	AMAZON CAPITAL SERVICES, INC	CR 1QPQ-6FVK-MNC4	2002300142	JANAMA	TRUST	New books		H	01/16/2023	01/17/2023	R	\$-0.18
							22-23			33862		\$-0.18
AMAZON C000	AMAZON CAPITAL SERVICES, INC	CR 1RHQ-H9K7-MPQ6	2002300142	JANAMA	TRUST	New books		H	01/16/2023	01/17/2023	R	\$-0.10
							22-23			33862		\$-0.10
AMAZON C000	AMAZON CAPITAL SERVICES, INC	CR 1RKN-GDQC-MJK6	2002300142	JANAMA	TRUST	New books		H	01/16/2023	01/17/2023	R	\$-0.08
							22-23			33862		\$-0.08
AMAZON C000	AMAZON CAPITAL SERVICES, INC	CR 1RVK-FWJL-M9PC	2002300142	JANAMA	TRUST	New books		H	01/16/2023	01/17/2023	R	\$-0.45
							22-23			33862		\$-0.45
AMAZON C000	AMAZON CAPITAL SERVICES, INC	CR 1TYD-XMKQ-MJ6V	2002300142	JANAMA	TRUST	New books		H	01/16/2023	01/17/2023	R	\$-0.13
							22-23			33862		\$-0.13
AMAZON C000	AMAZON CAPITAL SERVICES, INC	CR 1WGT-M4DF-MFV6	2002300142	JANAMA	TRUST	New books		H	01/16/2023	01/17/2023	R	\$-0.05
							22-23			33862		\$-0.05
AMAZON C000	AMAZON CAPITAL SERVICES, INC	CR 1WWC-KRDP-MY6N	2002300142	JANAMA	TRUST	New books		H	01/16/2023	01/17/2023	R	\$-0.30
							22-23			33862		\$-0.30

<u>VEN-KEY</u>	<u>VENDOR NAME</u>	<u>INVOICE #</u>	<u>PO NUMBER</u>	<u>BATCH</u>	<u>BANK</u>	<u>DESCRIPTION</u>	<u>LQ</u>	<u>S</u>	<u>INV DATE</u>	<u>DUE DATE</u>	<u>C</u>	<u>NET AMOUNT</u>
	<u>ACH VOID DOWNLOAD</u>	<u>DISCOUNT DESCRIPTION</u>			<u>DISC AMT</u>	<u>ADJUSTMENT DESCRIPTION</u>	<u>FY</u>		<u>ADJ AMT</u>	<u>CHECK NBR</u>		<u>INVOICE AMOUNT</u>
						NUMBER OF INVOICES: 47						\$3,643.95
AMEREN I000	AMEREN ILLINOIS	012023	9002300031	JANPP		TRUST ELECTRIC CHARGES	H		01/05/2023	01/11/2023	R	\$13,005.54
							22-23			33831		\$13,005.54
						NUMBER OF INVOICES: 1						\$13,005.54
BARNES &000	BARNES & NOBLE, INC	4379439	1002300400	JANPP		TRUST RCES Library Books - Purchased at the Fairview Heights store.	H		01/17/2023	01/27/2023	R	\$83.14
							22-23			33997		\$83.14
						NUMBER OF INVOICES: 1						\$83.14
BERGECHR000	BERGER, CHRISTY	011923	6002300073	JANPP		TRUST Used Good Lite Insta Line Model 900 Vision screener for Pre K.	H		01/19/2023	01/23/2023	R	\$99.99
							22-23			33968		\$99.99
						NUMBER OF INVOICES: 1						\$99.99
BIO CORP000	BIO CORPORATION	1046465	3002300279	JANPP		TRUST Dissection lab supplies	H		01/26/2023	01/30/2023	R	\$604.79
							22-23			34013		\$604.79
						NUMBER OF INVOICES: 1						\$604.79
BM TRUCK000	BM TRUCK EQUIPMENT	122254145	0000000000	JANPP		TRUST SNOW PLOW	H		12/30/2022	01/27/2023	R	\$67.50
							22-23			33998		\$67.50
						NUMBER OF INVOICES: 1						\$67.50
BOUND TO000	BOUND TO STAY BOUND BOOKS	189821	1002300290	JANPP		TRUST RCES Library Book Order	H		12/15/2022	01/03/2023	R	\$229.98
							22-23			33804		\$229.98
						NUMBER OF INVOICES: 1						\$229.98
BROWNBRA005	BROWN, BRAELYNN	010623	0000000000	JANPP		TRUST TUTORING 12/12-1/6	H		01/06/2023	01/18/2023	R	\$174.00

<u>VEN-KEY</u>	<u>VENDOR NAME</u>	<u>INVOICE #</u>	<u>PO NUMBER</u>	<u>BATCH</u>	<u>BANK</u>	<u>DESCRIPTION</u>	<u>LQ S</u>	<u>INV DATE</u>	<u>DUE DATE</u>	<u>C</u>	<u>NET AMOUNT</u>
	<u>ACH VOID DOWNLOAD</u>	<u>DISCOUNT DESCRIPTION</u>		<u>DISC AMT</u>		<u>ADJUSTMENT DESCRIPTION</u>	<u>FY</u>	<u>ADJ AMT</u>	<u>CHECK NBR</u>		<u>INVOICE AMOUNT</u>
BROWNBRA005	BROWN, BRAELYNN	010623				*****CONTINUED*****					
							22-23		33923		\$174.00
NUMBER OF INVOICES: 1											\$174.00
C & T / 000	C & T / RICHLAND MOTOR PARTS	173413	0000000000	JANNAPA	TRUST	TOGGLE SWITCH	H	01/17/2023	01/30/2023	R	\$9.49
							22-23		34011		\$9.49
C & T / 000	C & T / RICHLAND MOTOR PARTS	173643	0000000000	JANNAPA	TRUST	BATTERY	H	01/19/2023	01/30/2023	R	\$134.36
							22-23		34011		\$134.36
43											
C & T / 000	C & T / RICHLAND MOTOR PARTS	173663	0000000000	JANNAPA	TRUST	MAGNETIC PART TRAYS	H	01/19/2023	01/30/2023	R	\$96.93
							22-23		34011		\$96.93
C & T / 000	C & T / RICHLAND MOTOR PARTS	173893	0000000000	JANNAPA	TRUST	STRAP TREE	H	01/23/2023	01/30/2023	R	\$53.98
							22-23		34011		\$53.98
C & T / 000	C & T / RICHLAND MOTOR PARTS	173984	0000000000	JANNAPA	TRUST	OIL FILTER	H	01/23/2023	01/30/2023	R	\$17.76
							22-23		34011		\$17.76
NUMBER OF INVOICES: 5											\$312.52
CARLE 000	CARLE	181-27Y-K1H	8002300002	JANPP	TRUST	Drug test for bus drivers for the school year 2022-2023	H	12/15/2022	01/03/2023	R	\$76.00
							22-23		33805		\$76.00
NUMBER OF INVOICES: 1											\$76.00
CENTRALI000	CENTRALIA COIN, STAMP ETC	011823	9002300059	JANPP	TRUST	Silver Eagle Coins for 2023 Illinois State Scholars	H	01/18/2023	01/23/2023	R	\$647.00
							22-23		33969		\$647.00
NUMBER OF INVOICES: 1											\$647.00
CINTAS 000	CINTAS	4140002117	0000000000	JANPP	TRUST	MS SERVICE	H	12/12/2022	01/06/2023	R	\$164.31

VEN-KEY	VENDOR NAME	INVOICE #	PO NUMBER	BATCH	BANK	DESCRIPTION	LQ S	INV DATE	DUE DATE	C	NET AMOUNT
<u>ACH VOID DOWNLOAD</u>		<u>DISCOUNT DESCRIPTION</u>			<u>DISC AMT</u>	<u>ADJUSTMENT DESCRIPTION</u>	<u>FY</u>	<u>ADJ AMT</u>	<u>CHECK NBR</u>		<u>INVOICE AMOUNT</u>
CINTAS 000	CINTAS	4140002117				*****CONTINUED*****					
							22-23		33819		\$164.31
CINTAS 000	CINTAS	4140002119	0000000000	JANPP	TRUST	HS SERVICE	H	12/12/2022	01/06/2023	R	\$119.66
							22-23		33819		\$119.66
CINTAS 000	CINTAS	4140002212	0000000000	JANPP	TRUST	ES SERVICE	H	12/12/2022	01/06/2023	R	\$206.77
							22-23		33819		\$206.77
CINTAS 000	CINTAS	4141431471	0000000000	JANPP	TRUST	MS SERVICE	H	12/27/2022	01/06/2023	R	\$164.31
							22-23		33819		\$164.31
CINTAS 000	CINTAS	4141431520	0000000000	JANPP	TRUST	ES SERVICE	H	12/27/2022	01/06/2023	R	\$206.77
							22-23		33819		\$206.77
CINTAS 000	CINTAS	4141431534	0000000000	JANPP	TRUST	HS SERVICE	H	12/27/2022	01/06/2023	R	\$119.66
							22-23		33819		\$119.66
NUMBER OF INVOICES: 6											\$981.48
CITY OF 002	CITY OF OLNEY	010423	9002300005	JANPP	TRUST	WATER BILL	H	01/04/2023	01/23/2023	R	\$2,743.45
							22-23		33970		\$2,743.45
NUMBER OF INVOICES: 1											\$2,743.45
CLAY CIT003	CLAY CITY SCHOOL DISTRICT #10	2023-0523	0000000000	JANPP	TRUST	LUNCH BILL	H	01/05/2023	01/13/2023	R	\$748.30
							22-23		33847		\$748.30
NUMBER OF INVOICES: 1											\$748.30
CLEARWAV000	CLEARWAVE COMMUNICATIONS	10001074736	9002300006	JANPP	TRUST	MONTHLY SERVICE FEE FOR INTERNET ACCESS FIBER	H	01/01/2023	01/10/2023	R	\$1,460.25
							22-23		33832		\$1,460.25
NUMBER OF INVOICES: 1											\$1,460.25
COMBSERI000	COMBS, ERIC	1	0000000000	JANPP	TRUST	MIDWEST BAND AND ORCHESTRA	H	12/21/2022	01/03/2023	R	\$1,082.93

<u>VEN-KEY</u>	<u>VENDOR NAME</u>	<u>INVOICE #</u>	<u>PO NUMBER</u>	<u>BATCH</u>	<u>BANK</u>	<u>DESCRIPTION</u>	<u>LQ S</u>	<u>INV DATE</u>	<u>DUE DATE</u>	<u>C</u>	<u>NET AMOUNT</u>
	<u>ACH VOID DOWNLOAD</u>	<u>DISCOUNT DESCRIPTION</u>			<u>DISC AMT</u>	<u>ADJUSTMENT DESCRIPTION</u>	<u>FY</u>		<u>ADJ AMT</u>	<u>CHECK NBR</u>	<u>INVOICE AMOUNT</u>
COMBSERI000	COMBS, ERIC	1				*****CONTINUED*****					
						CLINIC TRIP		22-23		33817	\$1,082.93
						NUMBER OF INVOICES: 1					\$1,082.93
CONSTELL000	CONSTELLATION NEWENERGY, INC	01062023	9002300007	JANPP	TRUST	HS ELECTRIC	H	01/06/2023	01/12/2023	R	\$8,544.59
								22-23		33848	\$8,544.59
						NUMBER OF INVOICES: 1					\$8,544.59
CUMMINS 001	CUMMINS CSSNA - US, INC	R5-56150	8002300026	JANPP	TRUST	Labor & supplies for the 2022-2023 school year	H	01/18/2023	01/27/2023	R	\$3,328.82
								22-23		33999	\$3,328.82
						NUMBER OF INVOICES: 1					\$3,328.82
CUMMINS 001	CUMMINS CSSNA - US, INC	R5-56153	8002300026	JANPP	TRUST	Labor & supplies for the 2022-2023 school year	H	01/18/2023	01/27/2023	R	\$2,751.82
								22-23		33999	\$2,751.82
						NUMBER OF INVOICES: 2					\$6,080.64
DATA MAN000	DATA MANAGEMENT SHREDDING	63340	9002300008	JANPP	TRUST	SHREDDING SERVICES	H	12/30/2022	01/06/2023	R	\$45.00
								22-23		33820	\$45.00
						NUMBER OF INVOICES: 2					\$90.00
DATA MAN000	DATA MANAGEMENT SHREDDING	63580	9002300008	JANPP	TRUST	SHREDDING SERVICES	H	01/20/2023	01/30/2023	R	\$45.00
								22-23		34014	\$45.00
						NUMBER OF INVOICES: 2					\$90.00
DEARBORN000	DEARBORN LIFE INSURANCE CO	01132023	9002300009	JANPP	TRUST	LIFE INSURANCE	H	01/13/2023	01/20/2023	R	\$3,146.76
								22-23		33924	\$3,146.76
						NUMBER OF INVOICES: 1					\$3,146.76
EDPUZZLE000	EDPUZZLE, INC	25253	9502300062	JANPP	TRUST	Edpuzzle Renewal	H	01/19/2023	01/20/2023	R	\$4,175.55
								22-23		33925	\$4,175.55

<u>VEN-KEY</u>	<u>VENDOR NAME</u>	<u>INVOICE #</u>	<u>PO NUMBER</u>	<u>BATCH</u>	<u>BANK</u>	<u>DESCRIPTION</u>	<u>LQ</u>	<u>S</u>	<u>INV DATE</u>	<u>DUE DATE</u>	<u>C</u>	<u>NET AMOUNT</u>
<u>ACH VOID DOWNLOAD</u>		<u>DISCOUNT DESCRIPTION</u>			<u>DISC AMT</u>	<u>ADJUSTMENT DESCRIPTION</u>	<u>FY</u>		<u>ADJ AMT</u>	<u>CHECK NBR</u>		<u>INVOICE AMOUNT</u>
						NUMBER OF INVOICES: 1						\$4,175.55
EDWARCRY000	EDWARDS, CRYSTLE	3KQ7JF	0000000000	JANPP	TRUST	msc drill bits, batteries, grinding wheels bolts, hand tools etc	H		12/30/2022	01/03/2023	R	\$378.36
							22-23			33806		\$378.36
						NUMBER OF INVOICES: 1						\$378.36
EFFINGHA001	EFFINGHAM BUILDERS SUPPLY	91343-001	0000000000	JANPP	TRUST	MS SUPPLIES	H		01/19/2023	01/20/2023	R	\$168.50
							22-23			33926		\$168.50
						NUMBER OF INVOICES: 1						\$168.50
EFFINGHA001	EFFINGHAM BUILDERS SUPPLY	91659-001	0000000000	JANPP	TRUST	HS SUPPLIES	H		01/27/2023	01/27/2023	R	\$168.00
							22-23			34000		\$168.00
						NUMBER OF INVOICES: 2						\$336.50
ELLISNAT000	ELLISON, NATALIE	010623	0000000000	JANPP	TRUST	TUTORING 12/12-1/6	H		01/06/2023	01/18/2023	R	\$174.00
							22-23			33927		\$174.00
						NUMBER OF INVOICES: 1						\$174.00
ENRICHED000	ENRICHED STITCHES	7311	3002300304	JANPP	TRUST	PE Uniforms	H		01/17/2023	01/23/2023	R	\$940.00
							22-23			33971		\$940.00
						NUMBER OF INVOICES: 1						\$940.00
ERFAE % 000	ERFAE % KRISTA MCLAREN	1	0000000000	JANPP	TRUST	ERFAE DONATIONS \$1500 AND \$750	H		12/25/2022	01/10/2023	R	\$2,250.00
							22-23			33833		\$2,250.00
						NUMBER OF INVOICES: 1						\$2,250.00
EXHAUST 000	EXHAUST SPECIALTY	01122023	8002300068	JANPP	TRUST	Supplies and labor for the school year 2022-2023	H		01/12/2023	01/12/2023	R	\$215.50
							22-23			33849		\$215.50

<u>VEN-KEY</u>	<u>VENDOR NAME</u>	<u>INVOICE #</u>	<u>PO NUMBER</u>	<u>BATCH</u>	<u>BANK</u>	<u>DESCRIPTION</u>	<u>LQ</u>	<u>S</u>	<u>INV DATE</u>	<u>DUE DATE</u>	<u>C</u>	<u>NET AMOUNT</u>
	<u>ACH VOID DOWNLOAD</u>	<u>DISCOUNT DESCRIPTION</u>			<u>DISC AMT</u>	<u>ADJUSTMENT DESCRIPTION</u>	<u>FY</u>		<u>ADJ AMT</u>	<u>CHECK NBR</u>		<u>INVOICE AMOUNT</u>
NUMBER OF INVOICES: 1											\$215.50	
FOLLETT 004	FOLLETT CONTENT SOLUTIONS, LLC	602705A	2002300139	JANPP	TRUST	Manga to order with Title 1 money	H		01/23/2023	01/24/2023	R	\$483.70
									22-23		33983	\$483.70
FOLLETT 004	FOLLETT CONTENT SOLUTIONS, LLC	602719F	2002300140	JANPP	TRUST	Replacement copies to order with Title 1 money	H		01/19/2023	01/20/2023	R	\$59.79
									22-23		33972	\$59.79
NUMBER OF INVOICES: 2											\$543.79	
FRITCJEN000	FRITCHLEY, JENNIFER	01162023	1002300396	JANPP	TRUST	Science Supplies Reimbursement-Jennifer Fritchley	H		01/16/2023	01/19/2023	R	\$30.84
									22-23		33928	\$30.84
FRITCJEN000	FRITCHLEY, JENNIFER	011623	1002300397	JANPP	TRUST	Science Supplies Reimbursement-Jennifer Fritchley	H		01/16/2023	01/19/2023	R	\$9.84
									22-23		33928	\$9.84
NUMBER OF INVOICES: 2											\$40.68	
GRAINGER000	GRAINGER	9579924714	0000000000	JANPP	TRUST	SHOP SUPPLIES	H		01/20/2023	01/25/2023	R	\$65.40
									22-23		33992	\$65.40
GRAINGER000	GRAINGER	9582815651	0000000000	JANPP	TRUST	SHOP SUPPLIES	H		01/23/2023	01/25/2023	R	\$40.64
									22-23		33992	\$40.64
NUMBER OF INVOICES: 2											\$106.04	
GROVECON001	GROVE, CONNOR	010623	0000000000	JANPP	TRUST	TUTORING 12/12-1/6	H		01/06/2023	01/18/2023	R	\$129.50
									22-23		33929	\$129.50

<u>VEN-KEY</u>	<u>VENDOR NAME</u>	<u>INVOICE #</u>	<u>PO NUMBER</u>	<u>BATCH</u>	<u>BANK</u>	<u>DESCRIPTION</u>	<u>LQ</u>	<u>S</u>	<u>INV DATE</u>	<u>DUE DATE</u>	<u>C</u>	<u>NET AMOUNT</u>
<u>ACH VOID DOWNLOAD</u>		<u>DISCOUNT DESCRIPTION</u>		<u>DISC AMT</u>		<u>ADJUSTMENT DESCRIPTION</u>	<u>FY</u>		<u>ADJ AMT</u>	<u>CHECK NBR</u>		<u>INVOICE AMOUNT</u>
						NUMBER OF INVOICES: 1						\$129.50
HAHN TYL000	HAHN, TYLER	010623	0000000000	JANPP	TRUST	TUTORING 12/12-1/6	H		01/06/2023	01/18/2023	R	\$128.00
							22-23			33930		\$128.00
						NUMBER OF INVOICES: 1						\$128.00
HARNEALE001	HARNESS, ALEXANDER	010623	0000000000	JANPP	TRUST	TUTORING 12/12-1/6	H		01/06/2023	01/18/2023	R	\$150.00
							22-23			33931		\$150.00
						NUMBER OF INVOICES: 1						\$150.00
HILLYARD000	HILLYARD/ST LOUIS	700533132	0000000000	JANPP	TRUST	WIRED HOSE CLAMP W/SCREW	H		01/26/2023	01/30/2023	R	\$90.41
							22-23			34015		\$90.41
						NUMBER OF INVOICES: 1						\$90.41
HINCKLEY001	HINCKLEY SPRINGS	16201054 012223	8002300013	JANPP	TRUST	Supplies for the school year 2022-2023	H		01/22/2023	01/24/2023	R	\$63.45
							22-23			33984		\$63.45
HINCKLEY001	HINCKLEY SPRINGS	16201054 122522	8002300013	JANPP	TRUST	Supplies for the school year 2022-2023	H		12/25/2022	01/03/2023	R	\$50.96
							22-23			33807		\$50.96
						NUMBER OF INVOICES: 2						\$114.41
HOME DEP000	HOME DEPOT PRO	724403068	0000000000	JANHD	TRUST	MULTI FOLD TOWEL	H		01/03/2023	01/30/2023	R	\$1,196.76
							22-23			34010		\$1,196.76
HOME DEP000	HOME DEPOT PRO	724627419	0000000000	JANHD	TRUST	PEROXY ALL PURPOSE	H		01/04/2023	01/30/2023	R	\$360.48
							22-23			34010		\$360.48
HOME DEP000	HOME DEPOT PRO	725603104	0000000000	JANHD	TRUST	SPRAYER BATH TISSUE	H		01/10/2023	01/30/2023	R	\$763.68
							22-23			34010		\$763.68

VEN-KEY	VENDOR NAME	INVOICE #	PO NUMBER	BATCH	BANK	DESCRIPTION	LQ	S	INV DATE	DUE DATE	C	NET AMOUNT
<u>ACH VOID DOWNLOAD</u>		<u>DISCOUNT DESCRIPTION</u>			<u>DISC AMT</u>	<u>ADJUSTMENT DESCRIPTION</u>	<u>FY</u>	<u>ADJ AMT</u>		<u>CHECK NBR</u>	<u>INVOICE AMOUNT</u>	
HOME DEP000	HOME DEPOT PRO	725844278	0000000000	JANHD	TRUST	NITRILE GLV BLACK	H		01/11/2023	01/12/2023	R	\$41.96
							22-23			34010		\$41.96
HOME DEP000	HOME DEPOT PRO	725844286	0000000000	JANHD	TRUST	BRUSH ROLL BRACKET ROLLER SUPPORT BELT HOSE	H		01/11/2023	01/12/2023	R	\$132.58
							22-23			34010		\$132.58
HOME DEP000	HOME DEPOT PRO	726518418	0000000000	JANHD	TRUST	BEARING BLOCK	H		01/16/2023	01/17/2023	R	\$113.90
							22-23			34010		\$113.90
HOME DEP000	HOME DEPOT PRO	726966070	0000000000	JANHD	TRUST	BRUSH ROLL BRACKET BELT	H		01/18/2023	01/30/2023	R	\$278.97
							22-23			34010		\$278.27
HOME DEP000	HOME DEPOT PRO	726966088	0000000000	JANHD	TRUST	HANDWASH	H		01/18/2023	01/30/2023	R	\$200.20
							22-23			34010		\$200.20
HOME DEP000	HOME DEPOT PRO	727198103	0000000000	JANHD	TRUST	VISIBILITY ORANGE	H		01/19/2023	01/30/2023	R	\$389.59
							22-23			34010		\$389.59
HOME DEP000	HOME DEPOT PRO	727651614	0000000000	JANHD	TRUST	LINERS CLEANER	H		01/23/2023	01/30/2023	R	\$643.64
							22-23			34010		\$643.64
NUMBER OF INVOICES: 10												
\$4,121.06												
HOUCHENS000	HOUCHENS NORTH FOODS, LLC	00124785	3002300282	JANIGA	TRUST	Winters funeral gift	H		12/20/2022	01/10/2023	R	\$21.99
							22-23			33830		\$21.99
HOUCHENS000	HOUCHENS NORTH FOODS, LLC	00192463	7002300014	JANIGA	TRUST	21st CCC student programming supplies	H		11/29/2022	01/09/2023	R	\$22.83
							22-23			33830		\$22.83
HOUCHENS000	HOUCHENS NORTH FOODS, LLC	002-00211419	4002300004	JANIGA	TRUST	Food/Supplies FY23: IGA (Houchens)	H		11/30/2022	01/10/2023	R	\$10.37
							22-23			33830		\$10.37

<u>VEN-KEY</u>	<u>VENDOR NAME</u>	<u>INVOICE #</u>	<u>PO NUMBER</u>	<u>BATCH</u>	<u>BANK</u>	<u>DESCRIPTION</u>	<u>LQ</u>	<u>S</u>	<u>INV DATE</u>	<u>DUE DATE</u>	<u>C</u>	<u>NET AMOUNT</u>
	<u>ACH VOID DOWNLOAD</u>	<u>DISCOUNT DESCRIPTION</u>			<u>DISC AMT</u>	<u>ADJUSTMENT DESCRIPTION</u>	<u>FY</u>		<u>ADJ AMT</u>	<u>CHECK NBR</u>		<u>INVOICE AMOUNT</u>
HOUCHENS000	HOUCHENS NORTH FOODS, LLC	00211019	4002300004	JANIGA	TRUST	Food/Supplies FY23: IGA (Houchens)	H	11/28/2022	01/10/2023	R		\$2.99
							22-23			33830		\$2.99
HOUCHENS000	HOUCHENS NORTH FOODS, LLC	00211023	4002300004	JANIGA	TRUST	Food/Supplies FY23: IGA (Houchens)	H	11/28/2022	01/10/2023	R		\$5.98
							22-23			33830		\$5.98
HOUCHENS000	HOUCHENS NORTH FOODS, LLC	00211158	3002300219	JANIGA	TRUST	purchase for groceries	H	11/29/2022	11/29/2022	R		\$12.40
							22-23			33830		\$12.40
HOUCHENS000	HOUCHENS NORTH FOODS, LLC	00211159	3002300212	JANIGA	TRUST	food and supplies	H	11/29/2022	12/06/2022	R		\$11.56
							22-23			33830		\$11.56
HOUCHENS000	HOUCHENS NORTH FOODS, LLC	00211421	3002300219	JANIGA	TRUST	purchase for groceries	H	11/30/2022	11/30/2022	R		\$16.76
							22-23			33830		\$16.76
HOUCHENS000	HOUCHENS NORTH FOODS, LLC	00212642	4002300004	JANIGA	TRUST	Food/Supplies FY23: IGA (Houchens)	H	12/05/2022	01/10/2023	R		\$11.07
							22-23			33830		\$11.07
HOUCHENS000	HOUCHENS NORTH FOODS, LLC	00212644	3002300219	JANIGA	TRUST	purchase for groceries	H	12/05/2022	01/09/2023	R		\$27.92
							22-23			33830		\$27.92
HOUCHENS000	HOUCHENS NORTH FOODS, LLC	00212698	0000000000	JANIGA	TRUST	purchase for groceries	H	12/05/2022	01/09/2023	R		\$72.40
							22-23			33830		\$72.40
HOUCHENS000	HOUCHENS NORTH FOODS, LLC	00213042	3002300212	JANIGA	TRUST	food and supplies	H	12/07/2022	01/09/2023	R		\$13.48
							22-23			33830		\$13.48
HOUCHENS000	HOUCHENS NORTH FOODS, LLC	00213158	7002300015	JANIGA	TRUST	21st CCLC Student supplies	H	12/08/2022	01/10/2023	R		\$54.28
							22-23			33830		\$54.28
HOUCHENS000	HOUCHENS NORTH FOODS, LLC	00214360	2002300129	JANIGA	TRUST	8th Grade Night - Girls Basketball	H	12/13/2022	01/10/2023	R		\$32.50
							22-23			33830		\$32.50

50

<u>VEN-KEY</u>	<u>VENDOR NAME</u>	<u>INVOICE #</u>	<u>PO NUMBER</u>	<u>BATCH</u>	<u>BANK</u>	<u>DESCRIPTION</u>	<u>LQ</u>	<u>S</u>	<u>INV DATE</u>	<u>DUE DATE</u>	<u>C</u>	<u>NET AMOUNT</u>
	<u>ACH VOID DOWNLOAD</u>	<u>DISCOUNT DESCRIPTION</u>			<u>DISC AMT</u>	<u>ADJUSTMENT DESCRIPTION</u>	<u>FY</u>		<u>ADJ AMT</u>	<u>CHECK NBR</u>		<u>INVOICE AMOUNT</u>
HOUCHENS000	HOUCHENS NORTH FOODS, LLC	00214923	3002300212	JANIGA	TRUST	food and supplies	H	12/16/2022	01/09/2023	R		\$43.45
							22-23			33830		\$43.45
HOUCHENS000	HOUCHENS NORTH FOODS, LLC	00214973	8002300040	JANIGA	TRUST	Supplies for the school year 2022-2023	H	12/16/2022	01/09/2023	R		\$169.01
							22-23			33830		\$169.01
HOUCHENS000	HOUCHENS NORTH FOODS, LLC	00216083	8002300040	JANIGA	TRUST	Supplies for the school year 2022-2023	H	12/21/2022	01/09/2023	R		\$5.48
							22-23			33830		\$5.48
51												
HOUCHENS000	HOUCHENS NORTH FOODS, LLC	003-00192537	0000000000	JANIGA	TRUST	CARLY PAGE FLOWERS	H	12/01/2022	01/09/2023	R		\$24.99
							22-23			33830		\$24.99
HOUCHENS000	HOUCHENS NORTH FOODS, LLC	003-00192725	0000000000	JANIGA	TRUST	ALEX CLINE FLOWERS	H	12/08/2022	01/09/2023	R		\$24.99
							22-23			33830		\$24.99
HOUCHENS000	HOUCHENS NORTH FOODS, LLC	003-00192766	0000000000	JANIGA	TRUST	BOB PAGE FLOWERS	H	12/09/2022	01/09/2023	R		\$30.00
							22-23			33830		\$30.00
HOUCHENS000	HOUCHENS NORTH FOODS, LLC	003-00192917	0000000000	JANIGA	TRUST	ASHLEY KUHN FLOWERS	H	12/15/2022	01/09/2023	R		\$19.99
							22-23			33830		\$19.99
HOUCHENS000	HOUCHENS NORTH FOODS, LLC	003-00192978	0000000000	JANIGA	TRUST	SHANNON WINTERS FLOWERS	H	12/16/2022	01/09/2023	R		\$30.00
							22-23			33830		\$30.00
HOUCHENS000	HOUCHENS NORTH FOODS, LLC	003-00193218	0000000000	JANIGA	TRUST	NORMA KINKADE FLOWERS	H	12/21/2022	01/09/2023	R		\$16.99
							22-23			33830		\$16.99
HOUCHENS000	HOUCHENS NORTH FOODS, LLC	003-00193486	0000000000	JANIGA	TRUST	ALAN THOMAS FAMILY FLOWERS	H	12/27/2022	01/09/2023	R		\$30.00
							22-23			33830		\$30.00
NUMBER OF INVOICES: 24												
\$711.43												
HOVEY'S 001	HOVEY'S DINER	1	0000000000	JANPP	TRUST	GIFT CARDS	H	01/24/2023	01/24/2023	R		\$15.00
							22-23			33973		\$15.00

<u>VEN-KEY</u>	<u>VENDOR NAME</u>	<u>INVOICE #</u>	<u>PO NUMBER</u>	<u>BATCH</u>	<u>BANK</u>	<u>DESCRIPTION</u>	<u>LQ</u>	<u>S</u>	<u>INV DATE</u>	<u>DUE DATE</u>	<u>C</u>	<u>NET AMOUNT</u>
<u>ACH VOID DOWNLOAD</u>	<u>DISCOUNT DESCRIPTION</u>	<u>DISC AMT</u>	<u>ADJUSTMENT DESCRIPTION</u>	<u>FY</u>	<u>ADJ AMT</u>	<u>CHECK NBR</u>	<u>INVOICE AMOUNT</u>					
						NUMBER OF INVOICES: 1						\$15.00
IL GAS C000	IL GAS COMPANY	120922	9002300013	JANPP	TRUST	GAS BILL	H		12/09/2022	01/03/2023	R	\$15,090.61
						22-23						33808 \$15,090.61
						NUMBER OF INVOICES: 1						\$15,090.61
ILMEA ST001	ILMEA STATE OFFICE	66303	3002300293	JANPP	TRUST	Audition fees + District Festival Participation fees + All-State Participation fees	H		11/28/2022	01/10/2023	R	\$112.00
						22-23						33834 \$112.00
						52						\$112.00
ILMEA ST001	ILMEA STATE OFFICE	77590	3002300293	JANPP	TRUST	Audition fees + District Festival Participation fees + All-State Participation fees	H		11/28/2022	01/10/2023	R	\$420.00
						22-23						33834 \$420.00
ILMEA ST001	ILMEA STATE OFFICE	83040	3002300293	JANPP	TRUST	Audition fees + District Festival Participation fees + All-State Participation fees	H		11/28/2022	01/10/2023	R	\$150.00
						22-23						33834 \$150.00
ILMEA ST001	ILMEA STATE OFFICE	W WEITKAMP	3002300291	JANPP	TRUST	IMEC conference Warren Weitkamp Membership#4724791122	H		12/27/2022	01/06/2023	R	\$100.00
						22-23						33834 \$100.00
						NUMBER OF INVOICES: 4						\$782.00
ITSAVVY 000	ITSAVVY LLC	01390793	9502300051	JANPP	TRUST	Laptops for FCS - Pathways	H		12/01/2022	01/06/2023	R	\$2,994.00
						22-23						33821 \$2,994.00

<u>VEN-KEY</u>	<u>VENDOR NAME</u>	<u>INVOICE #</u>	<u>PO NUMBER</u>	<u>BATCH</u>	<u>BANK</u>	<u>DESCRIPTION</u>	<u>LQ</u>	<u>S</u>	<u>INV DATE</u>	<u>DUE DATE</u>	<u>C</u>	<u>NET AMOUNT</u>
	<u>ACH VOID DOWNLOAD</u>	<u>DISCOUNT DESCRIPTION</u>			<u>DISC AMT</u>	<u>ADJUSTMENT DESCRIPTION</u>	<u>FY</u>		<u>ADJ AMT</u>	<u>CHECK NBR</u>		<u>INVOICE AMOUNT</u>
ITSAVVY 000	ITSAVVY LLC	01395164	9502300044	JANPP	TRUST	Cat 2 Erate equipment - ITsavvy	H		12/28/2022	01/13/2023	R	\$950.00
							22-23			33850		\$950.00
ITSAVVY 000	ITSAVVY LLC	01396320	9502300044	JANPP	TRUST	Cat 2 Erate equipment - ITsavvy	H		12/30/2022	01/13/2023	R	\$216.00
							22-23			33850		\$216.00
NUMBER OF INVOICES: 3											\$4,160.00	
JOE'S PI001	JOE'S PIZZA	1	0000000000	JANPP	TRUST	Gift Card	H		01/24/2023	01/24/2023	R	\$15.00
							22-23			33974		\$15.00
NUMBER OF INVOICES: 1											\$15.00	
JOHN D H000	JOHN D HURN & SON, INC	478767	0000000000	JANHURN	TRUST	HS SUPPLIES	H		12/28/2022	12/28/2022	R	\$63.80
							22-23			33990		\$63.80
JOHN D H000	JOHN D HURN & SON, INC	478880	0000000000	JANHURN	TRUST	IMPACT BITS	H		12/29/2022	01/03/2023	R	\$41.57
							22-23			33990		\$41.57
JOHN D H000	JOHN D HURN & SON, INC	479586	0000000000	JANHURN	TRUST	DOOR STRUT	H		01/05/2023	01/10/2023	R	\$36.10
							22-23			33990		\$36.10
JOHN D H000	JOHN D HURN & SON, INC	479660	0000000000	JANHURN	TRUST	FEND WASH STANDARD UPRIGHT	H		01/05/2023	01/10/2023	R	\$67.67
							22-23			33990		\$67.67
JOHN D H000	JOHN D HURN & SON, INC	479712	0000000000	JANHURN	TRUST	LOCK NUT ANCHOR	H		01/05/2023	01/10/2023	R	\$57.42
							22-23			33990		\$57.42
JOHN D H000	JOHN D HURN & SON, INC	479714	0000000000	JANHURN	TRUST	HS SUPPLIES	H		01/05/2023	01/25/2023	R	\$22.20
							22-23			33990		\$22.20
JOHN D H000	JOHN D HURN & SON, INC	479808	0000000000	JANHURN	TRUST	VELCRO STRIPS MOUNTING TAPE ELE TAPE	H		01/06/2023	01/10/2023	R	\$58.55
							22-23			33990		\$58.55

VEN-KEY	VENDOR NAME	INVOICE #	PO NUMBER	BATCH	BANK	DESCRIPTION	LQ	S	INV DATE	DUE DATE	C	NET AMOUNT
<u>ACH VOID DOWNLOAD</u>		<u>DISCOUNT DESCRIPTION</u>			<u>DISC AMT</u>	<u>ADJUSTMENT DESCRIPTION</u>	<u>FY</u>	<u>ADJ AMT</u>		<u>CHECK NBR</u>	<u>INVOICE AMOUNT</u>	
JOHN D H000	JOHN D HURN & SON, INC	479971	0000000000	JANHURN	TRUST	GROUND DRILL BIT SCREW FLAT WASH	H		01/09/2023	01/09/2023	R	\$71.03
							22-23			33990		\$71.03
JOHN D H000	JOHN D HURN & SON, INC	480059	0000000000	JANHURN	TRUST	CLAW BAR BITS PRY BAR	H		01/09/2023	01/09/2023	R	\$46.81
							22-23			33990		\$46.81
JOHN D H000	JOHN D HURN & SON, INC	480104	0000000000	JANHURN	TRUST	GARAGE DOOR OPENER	H		01/09/2023	01/10/2023	R	\$34.20
							22-23			33990		\$34.20
JOHN D H000	JOHN D HURN & SON, INC	480206	0000000000	JANHURN	TRUST	SINKERS BLADE	H		01/10/2023	01/10/2023	R	\$25.41
							22-23			33990		\$25.81
JOHN D H000	JOHN D HURN & SON, INC	480263	3002300133	JANHURN	TRUST	Ag & TI Supply Budget Items	H		01/10/2023	01/11/2023	R	\$230.80
							22-23			33990		\$230.80
JOHN D H000	JOHN D HURN & SON, INC	480271	0000000000	JANHURN	TRUST	ES SUPPLIES	H		01/10/2023	01/11/2023	R	\$282.92
							22-23			33990		\$282.92
JOHN D H000	JOHN D HURN & SON, INC	480316	0000000000	JANHURN	TRUST	HS SUPPLIES	H		01/11/2023	01/11/2023	R	\$65.68
							22-23			33990		\$65.68
JOHN D H000	JOHN D HURN & SON, INC	480323	0000000000	JANHURN	TRUST	MS SUPPLIES	H		01/11/2023	01/11/2023	R	\$50.81
							22-23			33990		\$50.81
JOHN D H000	JOHN D HURN & SON, INC	480346	0000000000	JANHURN	TRUST	ES SUPPLIES	H		01/11/2023	01/11/2023	R	\$17.10
							22-23			33990		\$17.10
JOHN D H000	JOHN D HURN & SON, INC	480551	0000000000	JANHURN	TRUST	WHEEL	H		01/12/2023	01/12/2023	R	\$14.25
							22-23			33990		\$14.25
JOHN D H000	JOHN D HURN & SON, INC	480591	0000000000	JANHURN	TRUST	CONNECTORS OCTAGON BOX COVER HOUSE WIRE	H		01/12/2023	01/12/2023	R	\$152.81
							22-23			33990		\$152.81

<u>VEN-KEY</u>	<u>VENDOR NAME</u>	<u>INVOICE #</u>	<u>PO NUMBER</u>	<u>BATCH</u>	<u>BANK</u>	<u>DESCRIPTION</u>	<u>LQ S</u>	<u>INV DATE</u>	<u>DUE DATE</u>	<u>C</u>	<u>NET AMOUNT</u>
	<u>ACH VOID DOWNLOAD</u>	<u>DISCOUNT DESCRIPTION</u>		<u>DISC AMT</u>		<u>ADJUSTMENT DESCRIPTION</u>	<u>FY</u>	<u>ADJ AMT</u>	<u>CHECK NBR</u>		<u>INVOICE AMOUNT</u>
JOHN D H000	JOHN D HURN & SON, INC	480662	0000000000	JANHURN	TRUST	BOLTS	H	01/13/2023	01/18/2023	R	\$8.70
							22-23		33990		\$8.70
JOHN D H000	JOHN D HURN & SON, INC	480719	0000000000	JANHURN	TRUST	WOOD GLUE	H	01/13/2023	01/18/2023	R	\$3.60
							22-23		33990		\$3.60
JOHN D H000	JOHN D HURN & SON, INC	480779	0000000000	JANHURN	TRUST	WHITE PINE NICKEL HOOK	H	01/13/2023	01/18/2023	R	\$27.35
							22-23		33990		\$27.35
JOHN D H000	JOHN D HURN & SON, INC	480862	0000000000	JANHURN	TRUST	HEATER	H	01/14/2023	01/17/2023	R	\$109.24
							22-23		33990		\$109.24
JOHN D H000	JOHN D HURN & SON, INC	480944	3002300139	JANHURN	TRUST	Ag / T&I Class Supplies	H	01/16/2023	01/17/2023	R	\$418.78
							22-23		33990		\$418.78
JOHN D H000	JOHN D HURN & SON, INC	481089	0000000000	JANHURN	TRUST	HS SUPPLIES	H	01/17/2023	01/25/2023	R	\$128.30
							22-23		33990		\$128.30
JOHN D H000	JOHN D HURN & SON, INC	481177	0000000000	JANHURN	TRUST	EYE BOLT KLAMP-GROUNDED	H	01/17/2023	01/17/2023	R	\$24.21
							22-23		33990		\$24.21
JOHN D H000	JOHN D HURN & SON, INC	481283	0000000000	JANHURN	TRUST	RUBBER WASHER	H	01/18/2023	01/18/2023	R	\$4.99
							22-23		33990		\$4.99
JOHN D H000	JOHN D HURN & SON, INC	481308	0000000000	JANHURN	TRUST	LED LIGHTER CHAIN REPAIR KIT	H	01/18/2023	01/18/2023	R	\$39.96
							22-23		33990		\$39.96
JOHN D H000	JOHN D HURN & SON, INC	481443	3002300079	JANHURN	TRUST	supplies	H	01/19/2023	01/20/2023	R	\$66.95
							22-23		33990		\$66.95
JOHN D H000	JOHN D HURN & SON, INC	481579	0000000000	JANHURN	TRUST	EXT BOX HANDY BOX VENT BRUSH	H	01/20/2023	01/20/2023	R	\$108.01
							22-23		33990		\$108.01
JOHN D H000	JOHN D HURN & SON, INC	481612	3002300139	JANHURN	TRUST	Ag / T&I Class Supplies	H	01/20/2023	01/24/2023	R	\$19.57
							22-23		33990		\$19.57

55

<u>VEN-KEY</u>	<u>VENDOR NAME</u>	<u>INVOICE #</u>	<u>PO NUMBER</u>	<u>BATCH</u>	<u>BANK</u>	<u>DESCRIPTION</u>	<u>LQ</u>	<u>S</u>	<u>INV DATE</u>	<u>DUE DATE</u>	<u>C</u>	<u>NET AMOUNT</u>
	<u>ACH VOID DOWNLOAD</u>	<u>DISCOUNT DESCRIPTION</u>		<u>DISC AMT</u>		<u>ADJUSTMENT DESCRIPTION</u>	<u>FY</u>		<u>ADJ AMT</u>	<u>CHECK NBR</u>		<u>INVOICE AMOUNT</u>
JOHN D H000	JOHN D HURN & SON, INC	481651	0000000000	JANHURN	TRUST	ELEMENTARY SUPPLIES	H	01/20/2023	01/24/2023	R		\$8.38
							22-23			33990		\$8.38
JOHN D H000	JOHN D HURN & SON, INC	481810	0000000000	JANHURN	TRUST	PRIMER PAINT BRUSH CASTER CASTER SCREWS	H	01/23/2023	01/23/2023	R		\$73.88
							22-23			33990		\$73.88
JOHN D H000	JOHN D HURN & SON, INC	CREDIT 478958	3002300133	JANHURN	TRUST	Ag & TI Supply Budget Items	H	12/29/2022	01/04/2023	R		-\$46.55
							22-23			33990		-\$46.55
JOHN D H000	JOHN D HURN & SON, INC	K78630	0000000000	JANHURN	TRUST	HS SUPPLIES	H	12/27/2022	12/28/2022	R		\$156.4
							22-23			33990		\$17.64
JOHN D H000	JOHN D HURN & SON, INC	K78632	0000000000	JANHURN	TRUST	HS SUPPLIES	H	12/27/2022	12/28/2022	R		\$2.45
							22-23			33990		\$2.45
JOHN D H000	JOHN D HURN & SON, INC	K78766	0000000000	JANHURN	TRUST	HS SUPPLIES	H	12/27/2022	12/28/2022	R		\$32.43
							22-23			33990		\$32.43
JOHN D H000	JOHN D HURN & SON, INC	K78784	0000000000	JANHURN	TRUST	HS SUPPLIES	H	12/27/2022	12/28/2022	R		\$52.38
							22-23			33990		\$52.38
JOHN D H000	JOHN D HURN & SON, INC	K87631	0000000000	JANHURN	TRUST	HS RETURN	H	12/27/2022	12/28/2022	R		-\$4.92
							22-23			33990		-\$4.92
NUMBER OF INVOICES: 38												\$2,434.88
JOHN DEE000	JOHN DEERE FINANCIAL	4913087	8002300010	JANJD	TRUST	Supplies for the school year 2022-2023	H	01/18/2023	01/30/2023	R		\$50.94
							22-23			34009		\$50.94
JOHN DEE000	JOHN DEERE FINANCIAL	4917977	3002300093	JANJD	TRUST	msc drill bits, batteries, grinding wheels bolts, hand tools etc	H	01/17/2023	01/30/2023	R		\$310.48
							22-23			34009		\$310.48

VEN-KEY	VENDOR NAME	INVOICE #	PO NUMBER	BATCH	BANK	DESCRIPTION	LQ	S	INV DATE	DUE DATE	C	NET AMOUNT
<u>ACH VOID DOWNLOAD</u>		<u>DISCOUNT DESCRIPTION</u>			<u>DISC AMT</u>	<u>ADJUSTMENT DESCRIPTION</u>	<u>FY</u>	<u>ADJ AMT</u>		<u>CHECK NBR</u>	<u>INVOICE AMOUNT</u>	
JOHN DEE000	JOHN DEERE FINANCIAL	4918369	8002300010	JANJD	TRUST	Supplies for the school year 2022-2023	H		01/18/2023	01/30/2023	R	\$50.94
									22-23		34009	\$50.94
JOHN DEE000	JOHN DEERE FINANCIAL	4918845	3002300093	JANJD	TRUST	msc drill bits, batteries, grinding wheels bolts, hand tools etc	H		01/20/2023	01/30/2023	R	\$-10.79
									22-23		34009	\$-10.79
JOHN DEE000	JOHN DEERE FINANCIAL	4920063	0000000000	JANJD	TRUST	HS SUPPLIES	H		01/24/2023	01/27/2023	R	\$55.98
									22-23		34009	\$55.98
NUMBER OF INVOICES: 5											\$457.55	
JOHNSON 000	JOHNSON CONTROLS	89477526	0000000000	JANPP	TRUST	HS SUPPLIES	H		01/19/2023	01/25/2023	R	\$250.70
									22-23		33993	\$250.70
NUMBER OF INVOICES: 1											\$250.70	
JR. NEC 000	JR. NEC	2022-23	2002300071	JANPP	TRUST	Conference dues for 2022-2023	H		01/11/2023	01/13/2023	R	\$240.00
									22-23		33851	\$240.00
NUMBER OF INVOICES: 1											\$240.00	
KEMMERER001	KEMMERER VILLAGE	04-30-2020	0000000000	JANPP	TRUST	JACOB HEATH-MEYERS	H		04/30/2020	01/30/2023	R	\$18,051.62
									22-23		34016	\$18,051.62
NUMBER OF INVOICES: 1											\$18,051.62	
KEMPER C000	KEMPER CPA GROUP, LLP	1141360	0000000000	JANPP	TRUST	PFA office supplies	H		12/22/2022	01/03/2023	R	\$8,600.00
									22-23		33809	\$8,600.00
NUMBER OF INVOICES: 1											\$8,600.00	
KIRBY RI000	KIRBY RISK SUPPLY CO	S111933817.001	0000000000	JANPP	TRUST	MS SUMMER JOB	H		07/11/2022	01/27/2023	R	\$548.57

<u>VEN-KEY</u>	<u>VENDOR NAME</u>	<u>INVOICE #</u>	<u>PO NUMBER</u>	<u>BATCH</u>	<u>BANK</u>	<u>DESCRIPTION</u>	<u>LQ S</u>	<u>INV DATE</u>	<u>DUE DATE</u>	<u>C</u>	<u>NET AMOUNT</u>
	<u>ACH VOID DOWNLOAD</u>	<u>DISCOUNT DESCRIPTION</u>		<u>DISC AMT</u>		<u>ADJUSTMENT DESCRIPTION</u>	<u>FY</u>	<u>ADJ AMT</u>	<u>CHECK NBR</u>		<u>INVOICE AMOUNT</u>
KIRBY RI000	KIRBY RISK SUPPLY CO	S111933817.001		*****CONTINUED*****			22-23		34001		\$548.57
KIRBY RI000	KIRBY RISK SUPPLY CO	S111933817.003	0000000000	JANPP	TRUST MS	SUMMER JOB	H 22-23	07/22/2022	01/27/2023	R	\$89.31
									34001		\$89.31
KIRBY RI000	KIRBY RISK SUPPLY CO	S111933817.005	0000000000	JANPP	TRUST MS	SUMMER JOB	H 22-23	09/29/2022	01/27/2023	R	\$1,411.36
									34001		\$1,411.36
KIRBY RI000	KIRBY RISK SUPPLY CO	S111933817.007	0000000000	JANPP	TRUST MS	SUMMER JOB	H 22-23	10/26/2022	01/27/2023	R	-\$62.50
									34001		-\$650
KIRBY RI000	KIRBY RISK SUPPLY CO	S112134040.001	0000000000	JANPP	TRUST HS	SUPPLIES	H 22-23	08/11/2022	01/27/2023	R	\$339.00
									34001		\$339.00
KIRBY RI000	KIRBY RISK SUPPLY CO	S112220709.001	0000000000	JANPP	TRUST ES	SUPPLIES	H 22-23	10/10/2022	01/27/2023	R	\$220.85
									34001		\$220.85
NUMBER OF INVOICES: 6											\$2,546.59
LEARNING012	LEARNING WITHOUT TEARS	166762	6002300070	JANPP	TRUST	Special Education classroom purchase service	H 22-23	01/20/2023	01/26/2023	R	\$360.00
									34002		\$360.00
NUMBER OF INVOICES: 1											\$360.00
LEARNWEL000	LEARNWELL EDUCATION	INV110670	0000000000	JANPP	TRUST	Hospital Tutoring	H 22-23	08/31/2022	01/04/2023	R	\$448.89
									33818		\$448.89
LEARNWEL000	LEARNWELL EDUCATION	INV111134	0000000000	JANPP	TRUST	Hospital Tutoring	H 22-23	09/09/2022	01/04/2023	R	\$523.70
									33818		\$523.70
NUMBER OF INVOICES: 2											\$972.59
LENSING 001	LENSING BUILDING SPECIALTIES	SI23-10327	0000000000	JANPP	TRUST	PREK CENTER	H 22-23	01/05/2023	01/20/2023	R	\$1,932.00
									33932		\$1,932.00

<u>VEN-KEY</u>	<u>VENDOR NAME</u>	<u>INVOICE #</u>	<u>PO NUMBER</u>	<u>BATCH</u>	<u>BANK</u>	<u>DESCRIPTION</u>	<u>LQ</u>	<u>S</u>	<u>INV DATE</u>	<u>DUE DATE</u>	<u>C</u>	<u>NET AMOUNT</u>
<u>ACH VOID DOWNLOAD</u>		<u>DISCOUNT DESCRIPTION</u>			<u>DISC AMT</u>	<u>ADJUSTMENT DESCRIPTION</u>	<u>FY</u>		<u>ADJ AMT</u>	<u>CHECK NBR</u>		<u>INVOICE AMOUNT</u>
						NUMBER OF INVOICES: 1						\$1,932.00
LIVONGO 000	LIVONGO HEALTH INC	RCCU123122	0000000000	JANPP	TRUST	BEHAVIOR HEALTH	H	12/31/2022	01/27/2023	R		\$1,866.00
							22-23			34003		\$1,866.00
						NUMBER OF INVOICES: 1						\$1,866.00
MAYS ALY000	MAYS, ALYVIA	010623	0000000000	JANPP	TRUST	TUTORING 12/12-1/6	H	01/06/2023	01/18/2023	R		\$174.00
							22-23			33933		\$174.00
						NUMBER OF INVOICES: 1						\$174.00
MCCANPAT000	MCCANDLESS, PATRICIA	01112023	0000000000	JANPP	TRUST	REFUND RYLEE MCCANDLESS	H	01/11/2023	01/11/2023	R		\$250.00
							22-23			33852		\$250.00
						NUMBER OF INVOICES: 1						\$250.00
MCKINBRA000	MCKINNEY, BRANDY	136264	0000000000	JANPP	TRUST	SOS Bucks	H	01/04/2023	01/04/2023	R		\$80.00
							22-23			33822		\$80.00
						NUMBER OF INVOICES: 1						\$80.00
MID-WEST000	MID-WEST TRUCKERS ASN INC	22331	8002300011	JANPP	TRUST	Annual renewal fee and drug test for bus drivers 2022-2023 school year	H	12/21/2022	01/03/2023	R		\$232.50
							22-23			33810		\$232.50
MID-WEST000	MID-WEST TRUCKERS ASN INC	22705	8002300011	JANPP	TRUST	Annual renewal fee and drug test for bus drivers 2022-2023 school year	H	01/11/2023	01/11/2023	R		\$171.00
							22-23			33835		\$171.00
						NUMBER OF INVOICES: 2						\$403.50
MILLER 0000	MILLER OFFICE EQUIPMENT, INC	127343	1002300186	JANPP	TRUST	Ink for copiers (Workrooms, Color Copiers, Fax Machine)	H	01/03/2023	01/06/2023	R		\$660.00

<u>VEN-KEY</u>	<u>VENDOR NAME</u>	<u>INVOICE #</u>	<u>PO NUMBER</u>	<u>BATCH</u>	<u>BANK</u>	<u>DESCRIPTION</u>	<u>LQ</u>	<u>S</u>	<u>INV DATE</u>	<u>DUE DATE</u>	<u>C</u>	<u>NET AMOUNT</u>	
	<u>ACH VOID DOWNLOAD</u>	<u>DISCOUNT DESCRIPTION</u>		<u>DISC AMT</u>		<u>ADJUSTMENT DESCRIPTION</u>	<u>FY</u>		<u>ADJ AMT</u>	<u>CHECK NBR</u>		<u>INVOICE AMOUNT</u>	
MILLER 0000	MILLER OFFICE EQUIPMENT, INC	127343				*****CONTINUED*****							
							22-23			33823		\$660.00	
												NUMBER OF INVOICES: 1	\$660.00
MILLER T000	MILLER, TRACY, BRAUN	103004	0000000000	JANPP		TRUST PROFESSIONAL SERVICES	H	12/31/2022	01/10/2023	R		\$1,406.25	
							22-23			33836		\$1,406.25	
												NUMBER OF INVOICES: 1	\$1,406.25
NOREDINK000	NOREDINK CORP	19353	0000000000	JANPP		TRUST ST JOSEPH ELEMENTARY SCHOOL	H	12/20/2022	01/13/2023	R		\$1,575.00	
							22-23			33853		\$1,575.00	
												NUMBER OF INVOICES: 1	\$1,575.00
NORRIS E000	NORRIS ELECTRIC CO-OP	010323	9002300017	JANPP		TRUST ELECTRIC - ES	H	01/03/2023	01/09/2023	R		\$12,576.77	
							22-23			33837		\$12,576.77	
												NUMBER OF INVOICES: 1	\$12,576.77
O'REILLY001	O'REILLY AUTO PARTS	122822	8002300009	JANPP		TRUST STATEMENT	H	12/28/2022	01/09/2023	R		\$328.96	
							22-23			33838		\$328.96	
												NUMBER OF INVOICES: 1	\$328.96
OCHS AMB000	OCHS, AMBER	012323	7002300022	JANPP		TRUST 21st CCLC student supplies	H	01/29/2023	01/25/2023	R		\$94.52	
							22-23			33994		\$94.52	
												NUMBER OF INVOICES: 1	\$94.52
OPHELIA'001	OPHELIA'S CUP	1	0000000000	JANPP		TRUST GIFT CARD	H	01/24/2023	01/24/2023	R		\$15.00	
							22-23			33975		\$15.00	
												NUMBER OF INVOICES: 1	\$15.00
PEST SOL000	PEST SOLUTIONS INCORPORATED	8136	1002300389	JANPP		TRUST McKinney Vento extermination	H	12/27/2022	01/11/2023	R		\$95.00	

<u>VEN-KEY</u>	<u>VENDOR NAME</u>	<u>INVOICE #</u>	<u>PO NUMBER</u>	<u>BATCH</u>	<u>BANK</u>	<u>DESCRIPTION</u>	<u>LQ</u>	<u>S</u>	<u>INV DATE</u>	<u>DUE DATE</u>	<u>C</u>	<u>NET AMOUNT</u>
	<u>ACH VOID DOWNLOAD</u>	<u>DISCOUNT DESCRIPTION</u>			<u>DISC AMT</u>	<u>ADJUSTMENT DESCRIPTION</u>	<u>FY</u>		<u>ADJ AMT</u>	<u>CHECK NBR</u>		<u>INVOICE AMOUNT</u>
PEST SOL000	PEST SOLUTIONS INCORPORATED	8136				*****CONTINUED***** services- McCracken						
							22-23			33839		\$95.00
PEST SOL000	PEST SOLUTIONS INCORPORATED	8512	1002300388	JANPP	TRUST	McKinney Vento extermination services- Anna Cobix	H		12/27/2022	01/11/2023	R	\$95.00
							22-23			33839		\$95.00
PEST SOL000	PEST SOLUTIONS INCORPORATED	8945	1002300387	JANPP	TRUST	McKinney Vento extermination services- H Sawyer	H		12/20/2022	01/11/2023	R	\$200.00
							22-23			33839		\$206.00
NUMBER OF INVOICES: 3												\$390.00
PIXLESUE000	PIXLEY, SUE	walmart	3002300061	JANPP	TRUST	11/30/22 10/21/22 12/20/22 01/03/23	H		01/03/2023	01/11/2023	R	\$97.17
							22-23			33840		\$97.17
NUMBER OF INVOICES: 1												\$97.17
PRINTFOR000	PRINTFORCE, INC	29362	0000000000	JANPP	TRUST	MIRROR REFLECTION	H		11/21/2022	01/06/2023	R	\$10.24
							22-23			33824		\$10.24
PRINTFOR000	PRINTFORCE, INC	29377	3002300302	JANPP	TRUST	Guidance request forms	H		11/28/2022	01/17/2023	R	\$101.24
							22-23			33854		\$101.24
PRINTFOR000	PRINTFORCE, INC	29431	0000000000	JANPP	TRUST	MAVEN VISORS	H		12/08/2022	01/06/2023	R	\$50.96
							22-23			33824		\$50.96
PRINTFOR000	PRINTFORCE, INC	29583	1002300187	JANPP	TRUST	RCES Printing Needs	H		01/23/2023	01/23/2023	R	\$75.40
							22-23			33976		\$75.40
NUMBER OF INVOICES: 4												\$237.84
QUADIENT000	QUADIENT LEASING USA, INC	N9774837	9002300019	JANPP	TRUST	POSTAGE MACHINE RENTAL	H		01/23/2023	01/27/2023	R	\$1,188.00
							22-23			34004		\$1,188.00

<u>VEN-KEY</u>	<u>VENDOR NAME</u>	<u>INVOICE #</u>	<u>PO NUMBER</u>	<u>BATCH</u>	<u>BANK</u>	<u>DESCRIPTION</u>	<u>LQ</u>	<u>S</u>	<u>INV DATE</u>	<u>DUE DATE</u>	<u>C</u>	<u>NET AMOUNT</u>
<u>ACH VOID DOWNLOAD</u>		<u>DISCOUNT DESCRIPTION</u>			<u>DISC AMT</u>	<u>ADJUSTMENT DESCRIPTION</u>	<u>FY</u>		<u>ADJ AMT</u>	<u>CHECK NBR</u>		<u>INVOICE AMOUNT</u>
NUMBER OF INVOICES: 1												\$1,188.00
QUILL CO000	QUILL CORPORATION	29621010	5502300062	JANPP	TRUST	PFA office supplies	H		12/15/2022	01/03/2023	R	\$31.07
							22-23			33811		\$31.07
QUILL CO000	QUILL CORPORATION	29803248	9002300057	JANPP	TRUST	Office supplies	H		12/28/2022	01/11/2023	R	\$63.29
							22-23			33841		\$63.29
NUMBER OF INVOICES: 2												\$94.36
RCCU #1 000	RCCU #1	011923	0000000000	JANPP	TRUST	CTEI Transportation	H		01/19/2023	01/23/2023	R	\$720.32
							22-23			33977		\$720.32
RCCU #1 000	RCCU #1	122822	0000000000	JANPP	TRUST	FBLA TRANSPORTATION FALL RETREAT	H		12/28/2022	01/18/2023	R	\$215.63
							22-23			33934		\$215.63
RCCU #1 000	RCCU #1	2	0000000000	JANPP	TRUST	FBLA TRANSPORTATION EASTER AREA CONFERENCE	H		01/18/2023	01/18/2023	R	\$59.38
							22-23			33934		\$59.38
NUMBER OF INVOICES: 3												\$995.33
RCHS - A000	RCHS - ACTIVITY	038819027503	3002300301	JANPP	TRUST	Reimburse RCHS Building & Grounds Activity Account - Purchase of Washer & Dryer for PE Dept	H		12/12/2022	01/13/2023	R	\$696.39
							22-23			33855		\$696.39
RCHS - A000	RCHS - ACTIVITY	1	0000000000	JANPP	TRUST	JFF check for Band to purchase new drum major stand.	H		12/17/2022	01/03/2023	R	\$1,066.00
							22-23			33812		\$1,066.00
NUMBER OF INVOICES: 2												\$1,762.39
RCHS - R000	RCHS - REVOLVING	123122	0000000000	JANPP	TRUST	December Reimbursement	H		12/31/2022	01/19/2023	R	\$2,497.00

<u>VEN-KEY</u>	<u>VENDOR NAME</u>	<u>INVOICE #</u>	<u>PO NUMBER</u>	<u>BATCH</u>	<u>BANK</u>	<u>DESCRIPTION</u>	<u>LQ</u>	<u>S</u>	<u>INV DATE</u>	<u>DUE DATE</u>	<u>C</u>	<u>NET AMOUNT</u>
<u>ACH VOID DOWNLOAD</u>		<u>DISCOUNT DESCRIPTION</u>	<u>DISC AMT</u>		<u>ADJUSTMENT DESCRIPTION</u>		<u>FY</u>	<u>ADJ AMT</u>		<u>CHECK NBR</u>	<u>INVOICE AMOUNT</u>	
RCHS - R000	RCHS - REVOLVING	123122	*****CONTINUED*****				22-23			33935	\$2,497.00	
NUMBER OF INVOICES: 1											\$2,497.00	
RCMS 000	RCMS	012023	0000000000	JANPP	TRUST	Revolving January 1-20 2023	H	01/20/2023	01/20/2023	R	\$1,659.00	
							22-23			33978	\$1,659.00	
RCMS 000	RCMS	1	0000000000	JANPP	TRUST	JFF check for MS musical	H	12/15/2022	01/03/2023	R	\$2,000.00	
							22-23			33813	\$2,000.00	
63												
RCMS 000	RCMS	1	0000000000	JANPP	TRUST	PE UNIFORM REFUND KENDRA HALL	H	01/24/2023	01/24/2023	R	\$15.00	
							22-23			33985	\$15.00	
NUMBER OF INVOICES: 3											\$3,674.00	
READ'S I000	READ'S INC.	29753	0000000000	JANPP	TRUST	MS UNIT ON HIGH ROOF MALFUNCTION	H	01/26/2023	01/30/2023	R	\$720.50	
							22-23			34017	\$720.50	
NUMBER OF INVOICES: 1											\$720.50	
REEVEHAN001	REEVES, HANNAH	012323	7002300023	JANPP	TRUST	21st CCLC student supplies	H	01/23/2023	01/25/2023	R	\$21.61	
							22-23			33995	\$21.61	
NUMBER OF INVOICES: 1											\$21.61	
RENAISSA001	RENAISSANCE LEARNING, INC	INV5275309	0000000000	JANPP	TRUST	LALIO/SCOPE AND SEQUENCE/STAR PHONICS	H	12/01/2022	01/06/2023	R	\$11,037.79	
							22-23			33825	\$11,037.79	
RENAISSA001	RENAISSANCE LEARNING, INC	INV5275310	0000000000	JANPP	TRUST	RENAISSANCE PLATFORM/STAR 360/CUSTOM DATA INTEGRATION	H	12/01/2022	01/06/2023	R	\$33,966.20	
							22-23			33825	\$33,966.20	

<u>VEN-KEY</u>	<u>VENDOR NAME</u>	<u>INVOICE #</u>	<u>PO NUMBER</u>	<u>BATCH</u>	<u>BANK</u>	<u>DESCRIPTION</u>	<u>LQ</u>	<u>S</u>	<u>INV DATE</u>	<u>DUE DATE</u>	<u>C</u>	<u>NET AMOUNT</u>
<u>ACH VOID DOWNLOAD</u>		<u>DISCOUNT DESCRIPTION</u>			<u>DISC AMT</u>	<u>ADJUSTMENT DESCRIPTION</u>	<u>FY</u>		<u>ADJ AMT</u>	<u>CHECK NBR</u>		<u>INVOICE AMOUNT</u>
						NUMBER OF INVOICES: 2						\$45,003.99
REPUBLIC000	REPUBLIC SERVICES, INC	0694-003072838	9002300021	JANPP	TRUST	TRASH SERVICES	H		01/20/2023	01/26/2023	R	\$3,716.29
							22-23			34005		\$3,716.29
						NUMBER OF INVOICES: 1						\$3,716.29
REVTRAK,000	REVTRAK, INC	123122	9002300022	JANPP	TRUST	FEEES	H		01/05/2022	01/06/2023	W	\$115.37
							22-23			202200187		\$115.37
						NUMBER OF INVOICES: 1						\$115.37
RICHLAND008	RICHLAND CO CLERK & RECORDER	011023	5502300069	JANPP	TRUST	fee for certified birth certificate	H		01/10/2023	01/11/2023	R	\$25.00
							22-23			33842		\$25.00
RICHLAND008	RICHLAND CO CLERK & RECORDER	12/20/22	5502300063	JANPP	TRUST	Certified Birth Certificate for Hazel Stout-Birth to Three child	H		12/20/2022	01/03/2023	R	\$25.00
							22-23			33814		\$25.00
						NUMBER OF INVOICES: 2						\$50.00
RICHLAND010	RICHLAND CO TB & PUBLIC HEALTH	012423	9002300023	JANPP	TRUST	HEPATITIS B VACCINE	H		01/24/2023	01/27/2023	R	\$65.00
							22-23			34006		\$65.00
						NUMBER OF INVOICES: 1						\$65.00
RODGESTE000	RODGERS, STEVEN	122722	0000000000	JANPP	TRUST	SEARS REIMBURSEMENT	H		12/27/2022	01/06/2023	R	\$59.49
							22-23			33826		\$59.49
						NUMBER OF INVOICES: 1						\$59.49
RUBENLOR000	RUBENACKER, LORI	012323	6002300074	JANPP	TRUST	Purchased Service reimbursement	H		01/23/2023	01/24/2023	R	\$225.00
							22-23			33986		\$225.00

<u>VEN-KEY</u>	<u>VENDOR NAME</u>	<u>INVOICE #</u>	<u>PO NUMBER</u>	<u>BATCH</u>	<u>BANK</u>	<u>DESCRIPTION</u>	<u>LQ</u>	<u>S</u>	<u>INV DATE</u>	<u>DUE DATE</u>	<u>C</u>	<u>NET AMOUNT</u>
	<u>ACH VOID DOWNLOAD</u>	<u>DISCOUNT DESCRIPTION</u>			<u>DISC AMT</u>	<u>ADJUSTMENT DESCRIPTION</u>	<u>FY</u>		<u>ADJ AMT</u>	<u>CHECK NBR</u>		<u>INVOICE AMOUNT</u>
						NUMBER OF INVOICES: 1						\$225.00
SCHOLAST006	SCHOLASTIC BOOK CLUB	6957729	5502300064	JANPP	TRUST	Scholastic books for Prevention Initiatives February book club	H		01/06/2023	01/13/2023	R	\$135.00
									22-23		33856	\$135.00
						NUMBER OF INVOICES: 1						\$135.00
SCHOLAST009	SCHOLASTIC INC	3007036119	5502300054	JANPP	TRUST	books for Prevention Initiative book club	H		01/04/2023	01/10/2023	R	\$40.26
									22-23		33843	\$40.26
						NUMBER OF INVOICES: 1						\$40.26
SCHOOL S000	SCHOOL SPECIALTY LLC	30810220963	2002300136	JANPP	TRUST	art supplies	H		01/12/2023	01/30/2023	R	\$946.01
									22-23		34018	\$946.01
						NUMBER OF INVOICES: 1						\$946.01
SEESAW 000	SEESAW	2021-68770	1002300318	JANPP	TRUST	Seesaw subscription renewal	H		09/01/2022	01/30/2023	R	\$1,950.00
									22-23		34019	\$1,950.00
						NUMBER OF INVOICES: 1						\$1,950.00
SHOEMKRI000	SHOEMAKER, KRISTIE	1	0000000000	JANPP	TRUST	Medical Reimbursement	H		01/12/2023	01/13/2023	R	\$65.00
									22-23		33857	\$65.00
						NUMBER OF INVOICES: 1						\$65.00
SKEETER 000	SKEETER KELL SPORTING	122361	2002300133	JANPP	TRUST	Volleyball game balls and whistles	H		12/22/2022	01/12/2023	R	\$158.00
									22-23		33858	\$158.00
						NUMBER OF INVOICES: 1						\$158.00
SPRINGFI001	SPRINGFIELD ELECTRIC SUPPLY	s010264614.001	0000000000	JANPP	TRUST	dplx plt dplx rcpt	H		01/23/2023	01/24/2023	R	\$113.15

<u>VEN-KEY</u>	<u>VENDOR NAME</u>	<u>INVOICE #</u>	<u>PO NUMBER</u>	<u>BATCH</u>	<u>BANK</u>	<u>DESCRIPTION</u>	<u>LQ</u>	<u>S</u>	<u>INV DATE</u>	<u>DUE DATE</u>	<u>C</u>	<u>NET AMOUNT</u>
	<u>ACH VOID DOWNLOAD</u>	<u>DISCOUNT DESCRIPTION</u>		<u>DISC AMT</u>		<u>ADJUSTMENT DESCRIPTION</u>	<u>FY</u>		<u>ADJ AMT</u>	<u>CHECK NBR</u>		<u>INVOICE AMOUNT</u>
SPRINGFI001	SPRINGFIELD ELECTRIC SUPPLY	s010264614.001				*****CONTINUED*****						
							22-23			33979		\$113.15
SPRINGFI001	SPRINGFIELD ELECTRIC SUPPLY	S010264614.002	000000000	JANPP	TRUST	STR MC LITE	H	01/23/2023	01/24/2023	R		\$328.81
							22-23			33979		\$328.81
						NUMBER OF INVOICES: 2						\$441.96
STEBECOL003	STEBER, COLLEEN	010623	000000000	JANPP	TRUST	TUTORING 12/12-1/6	H	01/06/2023	01/18/2023	R		\$130.00
							22-23			33936		\$130.00
						NUMBER OF INVOICES: 1						66 \$130.00
STEBELL000	STEBER, ELLEN	012023	000000000	JANPP	TRUST	Food Service Refund Colby and Colleen	H	01/20/2023	01/20/2023	R		\$10.25
							22-23			33980		\$10.25
						NUMBER OF INVOICES: 1						\$10.25
STEELHAS000	STEELE, HASSAN	011423	000000000	JANPP	TRUST	FUELWRESTLING TOURNAMENT	H	01/14/2023	01/17/2023	R		\$80.00
							22-23			33859		\$80.00
						NUMBER OF INVOICES: 1						\$80.00
STONEY C000	STONEY CREEK HOTEL AND CONFERENCE	112222	3002300296	JANPP	TRUST	Hotel lodging for three rooms over two nights.	H	11/22/2022	01/10/2023	R		\$1,065.12
							22-23			33987		\$1,065.12
						NUMBER OF INVOICES: 1						\$1,065.12
SUTTOSKY001	SUTTON, SKYLER	011523	000000000	JANPP	TRUST	FUEL WRESTLING	H	01/15/2023	01/18/2023	R		\$20.00
							22-23			33937		\$20.00
						NUMBER OF INVOICES: 1						\$20.00
SWANK MO000	SWANK MOVIE LICENSING USA	3312572	000000000	JANPP	TRUST	PUBLIC PERFORMANCE SITE	H	01/03/2023	01/23/2023	R		\$1,583.00

<u>VEN-KEY</u>	<u>VENDOR NAME</u>	<u>INVOICE #</u>	<u>PO NUMBER</u>	<u>BATCH</u>	<u>BANK</u>	<u>DESCRIPTION</u>	<u>LQ S</u>	<u>INV DATE</u>	<u>DUE DATE</u>	<u>C</u>	<u>NET AMOUNT</u>
	<u>ACH VOID DOWNLOAD</u>	<u>DISCOUNT DESCRIPTION</u>		<u>DISC AMT</u>		<u>ADJUSTMENT DESCRIPTION</u>	<u>FY</u>	<u>ADJ AMT</u>	<u>CHECK NBR</u>		<u>INVOICE AMOUNT</u>
SWANK MO000	SWANK MOVIE LICENSING USA	3312572				*****CONTINUED***** LICENSE					
							22-23		33981		\$1,583.00
						NUMBER OF INVOICES: 1					\$1,583.00
UBAM EDU000	UBAM EDUCATIONAL SERVICES	DIR10613315	5002300050	JANPP	TRUST	Classroom Library Books	H	12/02/2022	01/03/2023	R	\$58.94
							22-23		33815		\$58.94
						NUMBER OF INVOICES: 1					\$58.94
VERIZONW000	VERIZONWIRELESS	9925397683	9002300027	JANPP	TRUST	CELL PHONE CHARGES	H	01/15/2023	01/26/2023	R	\$681.32
							22-23		34007		\$681.32
						NUMBER OF INVOICES: 1					\$681.32
VISA	000 VISA	10	4002300005	JANVISA	TRUST	CC J MCFARLAND WALMART 12/1 12/7 12/9 12/13 12/14 12/19	H	12/19/2022	01/12/2023	R	\$307.57
							22-23		33869		\$307.57
VISA	000 VISA	11	2002300141	JANVISA	TRUST	CC M HARNESS S HILL Walmart Order STEM Grant	H	12/21/2022	01/12/2023	R	\$114.29
							22-23		33869		\$114.29
VISA	000 VISA	12	2002300128	JANVISA	TRUST	CC M HARNESS E FRANKLIN science lab supplies - Walmart	H	12/09/2022	01/12/2023	R	\$87.32
							22-23		33869		\$87.32
VISA	000 VISA	13	2002300097	JANVISA	TRUST	CC M HARNESS B KUENSTLER WALMART	H	12/05/2022	01/12/2023	R	\$31.18
							22-23		33869		\$31.18
VISA	000 VISA	14	2002300098	JANVISA	TRUST	CC M HARNESS J CLODFELTER WALMART	H	12/05/2022	01/12/2023	R	\$31.18
							22-23		33869		\$31.18

VEN-KEY	VENDOR NAME	INVOICE #	PO NUMBER	BATCH	BANK	DESCRIPTION	LQ	S	INV DATE	DUE DATE	C	NET AMOUNT
	ACH VOID DOWNLOAD	DISCOUNT DESCRIPTION		DISC AMT	ADJUSTMENT DESCRIPTION	FY		ADJ AMT	CHECK NBR		INVOICE AMOUNT	
VISA	000 VISA	15	2002300055	JANVISA	TRUST	CC M HARNESS WALMART 121622	H		12/16/2022	01/12/2023	R	\$60.26
							22-23		33869		\$60.26	
VISA	000 VISA	16	0000000000	JANVISA	TRUST	CC K RODGERS ICLE EVENTS	H		12/14/2022	01/12/2023	R	\$795.00
							22-23		33869		\$795.00	
VISA	000 VISA	17	3002300284	JANVISA	TRUST	CC C GRAVES P WEST CRICUT	H		12/28/2022	01/12/2023	R	\$95.88
							22-23		33869		\$95.88	
VISA	000 VISA	18	0000000000	JANVISA	TRUST	CC C GRAVES J MILLS GINGERS GARDEN AND GIFTS	H		12/16/2022	01/12/2023	R	\$30.00
							22-23		33869		68 \$30.00	
VISA	000 VISA	19	0000000000	JANVISA	TRUST	CC C GRAVES J MILLS WALMART BOARD SUPPLIES	H		12/14/2022	01/12/2023	R	\$142.17
							22-23		33869		\$142.17	
VISA	000 VISA	20	3002300234	JANVISA	TRUST	CC H KINKADE TACO TIERRA	H		12/01/2022	01/12/2023	R	\$8.98
							22-23		33869		\$8.98	
VISA	000 VISA	21	0000000000	JANVISA	TRUST	CC T RODGERS L BILLINGTON DAYLIGHT DONUTS	H		12/09/2022	01/12/2023	R	\$70.89
							22-23		33869		\$70.89	
VISA	000 VISA	22	0000000000	JANVISA	TRUST	CC T RODGERS L BILLINGTON WALMART PATHWAYS	H		12/07/2022	01/12/2023	R	\$100.00
							22-23		33869		\$100.00	
VISA	000 VISA	23	3002300281	JANVISA	TRUST	CC T RODGERS WALMART 121922 CHRISTMAS GIFTS	H		12/19/2022	01/12/2023	R	\$22.81
							22-23		33869		\$22.81	
VISA	000 VISA	24	6002300065	JANVISA	TRUST	CC K JURGILANIS J TEDFORD WALMART Special Ed supplies (Cr Cat)	H		12/01/2022	01/12/2023	R	\$37.06
							22-23		33869		\$37.06	

VEN-KEY	VENDOR NAME	INVOICE #	PO NUMBER	BATCH	BANK	DESCRIPTION	LQ S	INV DATE	DUE DATE	C	NET AMOUNT
	<u>ACH VOID DOWNLOAD</u>	<u>DISCOUNT DESCRIPTION</u>				<u>ADJUSTMENT DESCRIPTION</u>	FY		<u>ADJ AMT</u>	<u>CHECK NBR</u>	<u>INVOICE AMOUNT</u>
VISA	000 VISA	25	6002300068	JANVISA	TRUST	CC K JURGILANIS J YOUNG Special Ed PD registration CEU	H	12/16/2022	01/12/2023	R	\$69.00
							22-23			33869	\$69.00
VISA	000 VISA	26	6002300067	JANVISA	TRUST	CC K JURGILANIS WALMART Sp Ed Admin supplies	H	12/15/2022	01/12/2023	R	\$26.22
							22-23			33869	\$26.22
VISA	000 VISA	27	6002300054	JANVISA	TRUST	CC K JURGILANIS H TAIT WALMART	H	12/16/2022	01/12/2023	R	\$40.46
							22-23			33869	\$40.46
											69
VISA	000 VISA	28	0000000000	JANVISA	TRUST	CC J THOMPSON IPA DUES	H	12/15/2022	01/12/2023	R	\$419.00
							22-23			33869	\$419.00
VISA	000 VISA	29	1002300382	JANVISA	TRUST	CC K HARTING Remaining balance payment to Designs Unlimited, INC for Vinyl Banner	H	12/20/2022	01/12/2023	R	\$620.00
							22-23			33869	\$620.00
VISA	000 VISA	30	1002300355	JANVISA	TRUST	CC K HARTING Pink Cat Studio Subscription for KG-Gilreath	H	12/01/2022	01/12/2023	R	\$50.49
							22-23			33869	\$50.49
VISA	000 VISA	31	3002300283	JANVISA	TRUST	CC R RUSK L BILLINGTON HV'S Manners Breakfast to accompany manner's lesson	H	12/20/2022	01/12/2023	R	\$178.24
							22-23			33869	\$178.24
VISA	000 VISA	32	0000000000	JANVISA	TRUST	CC R RUSK L BILLINGTON WALMART PATHWAYS	H	12/14/2022	01/12/2023	R	\$70.22
							22-23			33869	\$70.22

VEN-KEY	VENDOR NAME	INVOICE #	PO NUMBER	BATCH	BANK	DESCRIPTION	LQ	S	INV DATE	DUE DATE	C	NET AMOUNT
<u>ACH VOID DOWNLOAD</u>		<u>DISCOUNT DESCRIPTION</u>	<u>DISC AMT</u>		<u>ADJUSTMENT DESCRIPTION</u>		<u>FY</u>	<u>ADJ AMT</u>		<u>CHECK NBR</u>	<u>INVOICE AMOUNT</u>	
VISA	000 VISA	33	0000000000	JANVISA	TRUST	CC R RUSK L BILLINGTON WALMART PATHWAYS	H		12/12/2022	01/12/2023	R	\$105.10
								22-23		33869		\$105.10
VISA	000 VISA	34	1002300379	JANVISA	TRUST	CC RUSK K WEIDNER WALMART McKinney Vento-clothing	H		12/15/2022	01/12/2023	R	\$129.12
								22-23		33869		\$129.12
VISA	000 VISA	35	0000000000	JANVISA	TRUST	CC R RUSK A RUSK PILOT	H		12/09/2022	01/12/2023	R	\$29.15
								22-23		33869		\$29.15
VISA	000 VISA	36	0000000000	JANVISA	TRUST	CC R RUSK A RUSK CHICK FIL A	H		12/09/2022	01/12/2023	R	\$10.41
								22-23		33869		\$10.41
VISA	000 VISA	37	0000000000	JANVISA	TRUST	CC R RUSK A RUSK TEXAS ROADHOUSE	H		12/08/2022	01/12/2023	R	\$26.33
								22-23		33869		\$26.33
VISA	000 VISA	38	0000000000	JANVISA	TRUST	CC R RUSK A RUSK HAMPTON	H		12/09/2022	01/12/2023	R	\$238.53
								22-23		33869		\$238.53
VISA	000 VISA	39	9502300059	JANVISA	TRUST	CC R ROARK ID ENHANCEMNETS rapidprox fobs for rcms/elc	H		12/28/2022	01/12/2023	R	\$290.44
								22-23		33869		\$290.44
VISA	000 VISA	40	9502300052	JANVISA	TRUST	CC R ROARK InkTech.com - Toner	H		12/01/2022	01/12/2023	R	\$108.45
								22-23		33869		\$108.45
VISA	000 VISA	41	9502300057	JANVISA	TRUST	CC R ROARK InkTech - Toner Xerox	H		12/19/2022	01/12/2023	R	\$109.00
								22-23		33869		\$109.00
VISA	000 VISA	42	9502300056	JANVISA	TRUST	CC R ROARK DESIGNJET STORE lps computer designjet trailing cable replacement	H		12/28/2022	01/12/2023	R	\$88.97

70

VEN-KEY	VENDOR NAME	INVOICE #	PO NUMBER	BATCH	BANK	DESCRIPTION	LQ	S	INV DATE	DUE DATE	C	NET AMOUNT
	ACH VOID DOWNLOAD	DISCOUNT DESCRIPTION		DISC AMT		ADJUSTMENT DESCRIPTION	FY		ADJ AMT	CHECK NBR		INVOICE AMOUNT
VISA	000 VISA	42				*****CONTINUED*****						
							22-23			33869		\$88.97
VISA	000 VISA	43	9502300053	JANVISA	TRUST	CC R ROARK DESIGNJET STORE lpscomputer.com hp designjet 500 carriage belt kit	H		12/28/2022	01/12/2023	R	\$103.89
							22-23			33869		\$103.89
VISA	000 VISA	44	9502300036	JANVISA	TRUST	CC R ROARK Zoom subscription	H		12/16/2022	01/12/2023	R	\$14.99
							22-23			33869		\$14.99
												71
VISA	000 VISA	45	0000000000	JANVISA	TRUST	CC C SIMPSON DAYLIGHT DONUTS AND CHILI'S	H		12/27/2022	01/12/2023	R	\$30.55
							22-23			33869		\$30.55
VISA	000 VISA	46	0000000000	JANVISA	TRUST	CC A WISNER RING CENTRAL	H		12/05/2022	01/12/2023	R	\$37.70
							22-23			33869		\$37.70
VISA	000 VISA	47	0000000000	JANVISA	TRUST	CC A WISNER USPS	H		12/01/2022	01/12/2023	R	\$27.90
							22-23			33869		\$27.90
VISA	000 VISA	48	0000000000	JANVISA	TRUST	CC A WISNER BOBES	H		12/14/2022	01/12/2023	R	\$20.48
							22-23			33869		\$20.48
VISA	000 VISA	49	0000000000	JANVISA	TRUST	CC A WISNER WALMART	H		12/28/2022	01/12/2023	R	\$82.02
							22-23			33869		\$82.02
VISA	000 VISA	50	5002300055	JANVISA	TRUST	CC C EDWARDS M HAHN TPT Goal Setting Activity	H		12/21/2022	01/12/2023	R	\$4.90
							22-23			33869		\$4.90
VISA	000 VISA	51	0000000000	JANVISA	TRUST	CC C EDWARDS IPA CONFERENCE	H		12/20/2022	01/12/2023	R	\$199.00
							22-23			33869		\$199.00
VISA	000 VISA	52	7002300017	JANVISA	TRUST	CC C EDWARDS A OCHS TIGER ZONE	H		12/19/2022	01/12/2023	R	\$157.14

<u>VEN-KEY</u>	<u>VENDOR NAME</u>	<u>INVOICE #</u>	<u>PO NUMBER</u>	<u>BATCH</u>	<u>BANK</u>	<u>DESCRIPTION</u>	<u>LQ S</u>	<u>INV DATE</u>	<u>DUE DATE</u>	<u>C</u>	<u>NET AMOUNT</u>
	<u>ACH VOID DOWNLOAD</u>	<u>DISCOUNT DESCRIPTION</u>		<u>DISC AMT</u>		<u>ADJUSTMENT DESCRIPTION</u>	<u>FY</u>	<u>ADJ AMT</u>	<u>CHECK NBR</u>		<u>INVOICE AMOUNT</u>
VISA	000 VISA	52				*****CONTINUED*****					
							22-23		33869		\$157.14
VISA	000 VISA	53	0000000000	JANVISA	TRUST	CC C EDWARDS ICLE EVENTS	H	12/06/2022	01/12/2023	R	\$795.00
							22-23		33869		\$795.00
VISA	000 VISA	54	1002300384	JANVISA	TRUST	CC M HAHN WALMART Behavior Reward Party Supplies	H	12/11/2022	01/12/2023	R	\$188.67
							22-23		33869		\$188.67
VISA	000 VISA	55	1002300381	JANVISA	TRUST	CC M HAHN L WEIDNER CASEYS McKinney Vento-Transportation Supplies 12-\$50 Gas Cards	H	12/19/2022	01/12/2023	R	\$607.20
							22-23		33869		\$600.00
VISA	000 VISA	56	1002300378	JANVISA	TRUST	CC M HAHN K WEIDNER WALMART McKinney Vento-clothing and shoes	H	12/19/2022	01/12/2023	R	\$299.27
							22-23		33869		\$299.27
VISA	000 VISA	57	1002300375	JANVISA	TRUST	CC M HAHN K WEIDNER HOMES BY SCHUETZ McKinney Vento-Laundry Mat Voucher	H	12/19/2022	01/12/2023	R	\$100.00
							22-23		33869		\$100.00
VISA	000 VISA	58	1002300376	JANVISA	TRUST	CC M HAHN K WEIDNER HOMES BY SCHUETZ McKinney Vento-Laundry Mat Voucher	H	12/20/2022	01/12/2023	R	\$100.00
							22-23		33869		\$100.00
VISA	000 VISA	59	1002300377	JANVISA	TRUST	CC M HAHN K WEIDNER HOMES BY SCHUETZ McKinney Vento-Laundry Mat Voucher	H	12/20/2022	01/12/2023	R	\$100.00
							22-23		33869		\$100.00

VEN-KEY	VENDOR NAME	INVOICE #	PO NUMBER	BATCH	BANK	DESCRIPTION	LQ	S	INV DATE	DUE DATE	C	NET AMOUNT
<u>ACH VOID DOWNLOAD</u>		<u>DISCOUNT DESCRIPTION</u>			<u>DISC AMT</u>	<u>ADJUSTMENT DESCRIPTION</u>	<u>FY</u>	<u>ADJ AMT</u>		<u>CHECK NBR</u>	<u>INVOICE AMOUNT</u>	
VISA	000 VISA	60	1002300371	JANVISA	TRUST	CC M HAHN DOLLAR TREE Behavior Reward Party Supplies	H		12/16/2022	01/12/2023	R	\$17.50
							22-23			33869		\$17.50
VISA	000 VISA	61	1002300372	JANVISA	TRUST	CC M HAHN WALMART Behavior Reward Party Supplies	H		12/16/2022	01/12/2023	R	\$346.35
							22-23			33869		\$346.35
VISA	000 VISA	62	1002300368	JANVISA	TRUST	CC M HAHN WALMART	H		12/14/2022	01/12/2023	R	\$64.93
							22-23			33869		\$64.93
VISA	000 VISA	63	1002300362	JANVISA	TRUST	CC M HAHN WALMART Drive thru Holiday Event supplies	H		12/09/2022	01/12/2023	R	\$7.46
							22-23			33869		\$7.46
VISA	000 VISA	64	5002300051	JANVISA	TRUST	CC M HAHN DAYLIGHT DONUTS WALMART Parent Advisory Meeting Materials	H		12/09/2022	01/12/2023	R	\$55.74
							22-23			33869		\$55.74
VISA	000 VISA	65	0000000000	JANVISA	TRUST	CC A WISNER SUBWAY	H		12/29/2022	01/12/2023	R	\$72.57
							22-23			33869		\$72.57
VISA	000 VISA	66	7002300016	JANVISA	TRUST	CC J TEDFORD WALMART 12/5 12/12 21st CCLC supplies	H		12/12/2022	01/13/2023	R	\$152.12
							22-23			33869		\$152.12
VISA	000 VISA	67	3002300218	JANVISA	TRUST	CC D HOUCHIN P WEST WALMART	H		12/14/2022	01/13/2023	R	\$139.28
							22-23			33869		\$139.28
VISA	000 VISA	68	3002300271	JANVISA	TRUST	CC D HOUCHIN WALMART Bulletin Board for PE classes.	H		12/07/2022	01/13/2023	R	\$13.88
							22-23			33869		\$13.88

VEN-KEY	VENDOR NAME	INVOICE #	PO NUMBER	BATCH	BANK	DESCRIPTION	LQ	S	INV DATE	DUE DATE	C	NET AMOUNT
	<u>ACH VOID DOWNLOAD</u>	<u>DISCOUNT DESCRIPTION</u>				<u>DISC AMT</u>			<u>ADJ AMT</u>	<u>CHECK NBR</u>		<u>INVOICE AMOUNT</u>
VISA	000 VISA	69	3002300211	JANVISA	TRUST	CC D HOUCHIN J KERR WALMART	H		12/04/2022	01/13/2023	R	\$37.40
									22-23	33869		\$37.40
VISA	000 VISA	70	3002300211	JANVISA	TRUST	CC D HOUCHIN J KERR WALMART	H		12/01/2022	01/13/2023	R	\$58.96
									22-23	33869		\$58.96
VISA	000 VISA	71	0000000000	JANVISA	TRUST	CC D HOUCHIN R FLANAGAN CASEYS	H		12/29/2022	01/13/2023	R	\$20.00
									22-23	33869		\$20.00
VISA	000 VISA	72	0000000000	JANVISA	TRUST	CC D HOUCHIN R FLANAGAN CASEYS	H		12/29/2022	01/13/2023	R	\$274.5
									22-23	33869		\$26.05
VISA	000 VISA	73	0000000000	JANVISA	TRUST	CC D HOUCHIN R FLANAGAN CASEYS	H		12/29/2022	01/13/2023	R	\$20.00
									22-23	33869		\$20.00
VISA	000 VISA	74	3002300257	JANVISA	TRUST	CC M STEBER DRURY INN X3	H		01/17/2023	01/17/2023	R	\$410.64
									22-23	33869		\$410.64
VISA	000 VISA	SJS 010123	0000000000	JANPP	TRUST	SJS VISA	H		01/01/2023	01/13/2023	R	\$956.52
									22-23	33860		\$956.52
NUMBER OF INVOICES: 66											\$9,804.63	
VOSS LIG000	VOSS LIGHTING	18073346-00	0000000000	JANPP	TRUST	LED PANEL	H		01/26/2023	01/30/2023	R	\$277.96
									22-23	34020		\$277.96
NUMBER OF INVOICES: 1											\$277.96	
WABASH C003	WABASH COMMUNICATIONS	01012023	9002300028	JANPP	TRUST	INTERNET SERVICE	H		01/01/2023	01/11/2023	R	\$1,360.00
									22-23	33844		\$1,360.00
NUMBER OF INVOICES: 1											\$1,360.00	
WABASH V004	WABASH VALLEY SERVICE CO FS	123122	8002300005	JANPP	TRUST	statement	H		12/31/2022	01/06/2023	R	\$9,891.45

<u>VEN-KEY</u>	<u>VENDOR NAME</u>	<u>INVOICE #</u>	<u>PO NUMBER</u>	<u>BATCH</u>	<u>BANK</u>	<u>DESCRIPTION</u>	<u>LQ S</u>	<u>INV DATE</u>	<u>DUE DATE</u>	<u>C</u>	<u>NET AMOUNT</u>	
	<u>ACH VOID DOWNLOAD</u>	<u>DISCOUNT DESCRIPTION</u>		<u>DISC AMT</u>		<u>ADJUSTMENT DESCRIPTION</u>	<u>FY</u>		<u>ADJ AMT</u>	<u>CHECK NBR</u>	<u>INVOICE AMOUNT</u>	
WABASH V004	WABASH VALLEY SERVICE CO FS	123122				*****CONTINUED*****						
							22-23			33827	\$9,891.45	
						NUMBER OF INVOICES: 1					\$9,891.45	
WELLSJER001	WELLS, JERSEY	010623	000000000	JANPP	TRUST	TUTORING 12/12-1/6	H	01/06/2023	01/18/2023	R	\$148.00	
							22-23			33938	\$148.00	
						NUMBER OF INVOICES: 1					\$148.00	
WEST PAU000	WEST, PAULA	010423	3002300292	JANPP	TRUST	reimburse Paula West for playdough supplies for child development	H	01/04/2023	01/06/2023	R	\$46.86	
							22-23			33828	\$46.86	
						NUMBER OF INVOICES: 2					\$128.07	
WEST PAU000	WEST, PAULA	010423	3002300216	JANPP	TRUST	WALMART	H	01/04/2023	01/09/2023	R	\$81.21	
							22-23			33845	\$81.21	
						NUMBER OF INVOICES: 2					\$128.07	
WILLIGRA001	WILLIAMS, GRACE	010623	000000000	JANPP	TRUST	TUTORING 12/12-1/6	H	01/06/2023	01/18/2023	R	\$174.00	
							22-23			33939	\$174.00	
						NUMBER OF INVOICES: 1					\$174.00	
WINDSTRE000	WINDSTREAM COMMUNICATIONS	75378658	9002300029	JANPP	TRUST	INTERNET SERVICES	H	01/01/2023	01/11/2023	R	\$2,341.57	
							22-23			33846	\$2,341.57	
						NUMBER OF INVOICES: 1					\$2,341.57	
						TOTAL NUMBER OF HISTORY INVOICES:					338	
											\$227,104.39	
											337 COMPUTER CHECK INVOICES	\$226,989.02
											1 WIRE TRAN CHECK INVOICES	\$115.37
						TOTAL INVOICES:					338	
											\$227,104.39	

<u>VEN-KEY</u>	<u>VENDOR NAME</u>	<u>INVOICE #</u>	<u>PO NUMBER</u>	<u>BATCH</u>	<u>BANK</u>	<u>DESCRIPTION</u>	<u>LQ</u>	<u>S</u>	<u>INV DATE</u>	<u>DUE DATE</u>	<u>C</u>	<u>NET AMOUNT</u>
	<u>ACH VOID DOWNLOAD</u>	<u>DISCOUNT DESCRIPTION</u>			<u>DISC AMT</u>	<u>ADJUSTMENT DESCRIPTION</u>	<u>FY</u>		<u>ADJ AMT</u>	<u>CHECK NBR</u>		<u>INVOICE AMOUNT</u>

<u>BANK TOTALS:</u>	<u>BANK</u>	<u>BANK ACCOUNT #</u>	<u>INVOICE AMOUNT</u>	<u>NET AMOUNT</u>
	TRUST	**A010 1120 0000 00 000000	\$227,104.39	\$227,104.39

LIQUIDATION STATUS (LQ) CODE LEGEND:
 L = LIQUIDATION PENDING C = CLOSED PO/NOT RECEIVING
 P = PARTIAL LIQUIDATION F = FULL LIQUIDATION
 BLANK = NO LIQUIDATION

***** End of report *****

DISTRICT PAYROLL
RICHLAND COUNTY COMMUNITY UNIT DISTRICT NO. 1
Feb 16 2023

The district payroll for the month of Feb 2023, for personnel on regular employment status, is the same as the payroll for the month of Jan 2023

ADDITIONS:

No Changes

DELETIONS:

CHANGES:

RICHLAND COUNTY COMMUNITY UNIT 1

JAN 2023

Name	Gross
ADAMS, JORDAN	\$ 3,717.48
ADKINS, SHANNA D	\$ 3,121.71
AHMAD, ATALLAH	\$ 6,003.92
ALEXANDER, MARGO D	\$ 4,964.42
ALLEN, LORI	\$ 5,800.10
ANDERSON, ERIN	\$ 1,725.50
ANDERSON, JOYCE A	\$ 1,580.54
ANDERSON, TENA LIN	\$ 1,827.00
ANGLE, DAVID R	\$ 3,256.00
ANGLE, PAYTON R	\$ 1,631.00
ARMSTRONG, BROOKE L	\$ 172.50
ATKINS, RICHARD MILTON	\$ 3,249.00
BAKER, HEATHER J	\$ 1,827.00
BALDING, DONNA	\$ 2,192.40
BALTZELL, BRIAUNA	\$ 1,928.50
BARE, GENNIE L	\$ 3,802.91
BERGER, CHRISTY	\$ 4,944.40
BERRY, NATALIE	\$ 2,612.50
BETTIS, JULIE A	\$ 5,990.46
BILLINGTON, LISA	\$ 6,504.16
BISHOP, COURTNEY L	\$ 2,458.61
BISSEY, ANGELA A	\$ 840.00
BLACKFORD, EMILY A	\$ 2,553.36
BLANK, HOLLY H	\$ 4,871.60
BOOSE, HEATHER ANDREA	\$ 3,772.76
BOOSE, TAMMY S	\$ 420.00
BORAH, CHRISTINE M	\$ 3,581.96
BORTON, TAYLOR G	\$ 3,050.92
BOWER, SCOTT A	\$ 210.00
BRANSTETTER, CONNIE F	\$ 1,656.00
BRIAN, LARRY P	\$ 2,058.80
BRIDGES, MICHELLE C	\$ 839.00
BRINKLEY, AMANDA KATHLEEN	\$ 1,827.00
BRINKLEY, MADILYN KATHLEEN	\$ 585.00
BROWN, ANGEL L	\$ 2,536.42
BROWN, DAKOTAH L	\$ 1,948.80
BROWN, JOSHUA	\$ 3,082.42
BROWN, SHERYE	\$ 3,441.66
BUNTING, GENA	\$ 2,328.42
BUNTING, KALEE C	\$ 1,725.50
BURGENER, CHARISSA	\$ 5,361.98
BURGENER, MICHELLE L	\$ 4,301.14
BURGIN, RITA KAYE	\$ 1,072.50
BURRIS, MICHELLE CATHERINE	\$ 3,110.46
CAMARILLO, JULIA E	\$ 1,948.80

RICHLAND COUNTY COMMUNITY UNIT 1

JAN 2023

Name	Gross
CAREY, KATHLEEN V	\$ 599.50
CARMODY, LUKAS D	\$ 495.00
CLINE, APRIL G	\$ 2,030.00
CLODFELTER, AIMEE MICHELLE	\$ 360.00
CLODFELTER, JULIE D	\$ 5,476.40
COLWELL, HEATHER M	\$ 2,580.00
COMBS, ERIC W	\$ 5,417.10
CONN, ANNETTE GRACE	\$ 1,827.00
COOK, CHEYENNE	\$ 367.50
CRACKEL, JANICE E	\$ 660.00
CRANE, RICKY ALAN	\$ 1,422.34
CUMMINS, BRYAN	\$ 6,482.76
CUMMINS, GARY B	\$ 1,650.66
CUMMINS, LISA M	\$ 1,624.00
DALTON, KAYLA M	\$ 1,800.00
DASCH, BREANNA L	\$ 2,723.34
DAVIS, RITA DIANE	\$ 660.00
DEHNER, MARCHELE M	\$ 1,921.50
DEIMEL, MACI JEAN	\$ 1,827.00
DEIMEL, NANCY J	\$ 2,123.34
DEMEYER, NANCY L	\$ 2,131.50
DENTON, MACKENZIE T	\$ 4,319.16
DENTON, RYAN D	\$ 4,988.68
DOAN, LONNIE	\$ 5,360.73
DOBBS, CURTIS W	\$ 975.00
DOBBS, TRACY L	\$ 5,991.38
DOLL, GWYNE M	\$ 4,911.62
DOLL, HAVEN M	\$ 540.00
DORIS, SHAWNA MARIE	\$ 2,030.00
DORN, DEANN M	\$ 60.00
DUENAS, VERNON ANTHONY	\$ 5,139.84
DUNAHEE, BRENDA	\$ 1,561.50
DUNN, MARTIN	\$ 5,342.08
DUNN, MELISSA A	\$ 6,607.72
EAGLESON, DENYSE L	\$ 6,111.90
EAGLESON, LYNDA R	\$ 4,522.00
EDWARDS, CRYSTLE L	\$ 9,754.08
EDWARDS, GRANT A	\$ 3,483.38
ELLISON, DEBORAH E	\$ 260.00
EMMERICH GINDER, JILL	\$ 181.25
ERWIN, MELISSA D	\$ 5,063.40
FANCHER, JENNIFER	\$ 2,580.00
FARRIS, DANIEL E	\$ 240.00
FEHRENBACHER, KATHERINE NICOLE	\$ 3,792.42
FIELD, BRIDGETT L	\$ 1,867.60
FLANAGAN, KRISTIN D	\$ 5,708.92

RICHLAND COUNTY COMMUNITY UNIT 1

JAN 2023

Name	Gross
FLANAGAN, ROBERT W	\$ 6,340.50
FLEMING, JULIE L	\$ 5,093.24
FOERSTER, RACHEL	\$ 3,232.92
FORD, JOYCE E	\$ 5,834.50
FORYS, ALLEN A	\$ 390.00
FOX, ABIGAIL	\$ 605.50
FOX, MINDY K	\$ 4,016.00
FRANKLIN, ERIN	\$ 4,338.58
FRANKLIN, SANDY	\$ 60.00
FRITCHLEY, JENNIFER M	\$ 5,110.86
GARDNER, KELSEY LYNN	\$ 3,704.28
GASSMANN-KOCHER, SADIE	\$ 3,405.26
GELTZ, BARBARA A	\$ 2,059.20
GERBER, ANTHONY A	\$ 3,068.50
GILREATH, KRISTI ANN	\$ 3,110.46
GINDER, AMANDA N	\$ 5,763.42
GINDER, BOBBI L	\$ 600.00
GINDER, CLARISSA	\$ 2,240.00
GINDER, NANCY L	\$ 2,995.82
GINDER, SHANNA M	\$ 1,624.00
GIVENS, JASON ROBERT	\$ 4,083.24
GIVENS, KEARSTEN BRIANNA	\$ 3,675.64
GOODRUM, BETHANY NICOLE	\$ 2,292.34
GOSNELL, TORI DAWN	\$ 1,827.00
GRAVES, CLAIRE BERNADETTE	\$ 3,681.34
GRAVES, MEGAN N	\$ 3,773.02
GRAY, SHERI	\$ 4,183.82
GREEN, CANDICE	\$ 945.00
GREEN, CRYSTAL	\$ 2,281.00
GREENWOOD, JILL R	\$ 5,413.08
GROVE, BRANDIS J	\$ 3,700.90
GROVES, MARSHA L	\$ 1,791.12
GROVES, MICHAEL W	\$ 2,693.00
GROVE, MONICA NOEL	\$ 4,110.82
GROVE, TIFFANY	\$ 4,030.16
GRUNDON, CINDY C	\$ 6,703.20
HAGAN, DIANA L	\$ 1,820.02
HAGAN, MEGAN ANDREA	\$ 3,110.46
HAHN, MARGARET A	\$ 7,487.84
HAHN, SCOTT P	\$ 3,182.50
HANCOCK, PAM	\$ 1,263.75
HANES, MARY J	\$ 120.00
HARDY, ERIN T	\$ 4,404.00
HARNESS, MARY ANN	\$ 2,777.03
HART, JOSY S	\$ 90.00
HARTING, KRISTY	\$ 2,608.70

RICHLAND COUNTY COMMUNITY UNIT 1

JAN 2023

Name	Gross
HAWES, DAWNA F	\$ 1,124.44
HENDRICKSON, BRENDA	\$ 4,944.38
HENTON, JENNA LEE	\$ 3,560.66
HICKS, VIRGINIA CAROL	\$ 390.00
HILL, SARAH	\$ 3,526.90
HINCKLEY, JESSICA K	\$ 4,236.70
HINTERSCHER, MISTI	\$ 480.00
HOLDRIETH, ABIGAIL RUTH	\$ 3,773.54
HOLMES, SHANDY	\$ 1,564.86
HOPKINS, SHAUN R	\$ 360.00
HOUCHIN, AMANDA N	\$ 5,432.68
HOUCHIN, DARRELL W	\$ 7,833.34
HOUGH, SHANNON L	\$ 6,027.08
HOUT, JODY K	\$ 5,040.80
HOWARD, ALLISON MAY	\$ 1,701.70
HOWARD, SARAH E	\$ 2,070.60
HUFFMAN, RICKY S	\$ 3,550.00
HUNDLEY, HALEY C	\$ 1,110.00
INSKEEP, HEIDI M	\$ 540.00
INYART, BRENT A	\$ 6,132.23
JARED, KALEI	\$ 3,247.42
JENNER, BRENDA D	\$ 502.50
JENNETTE, CHRISTOPHER W	\$ 1,610.66
JOHNSON, DARLA	\$ 2,684.86
JOHNSTON, DAWN M	\$ 262.50
JOHNSON, ELLEN K	\$ 1,823.12
JONES, CHRISTOPHER NEIL	\$ 5,818.82
JONES, DAVID TALBOTT	\$ 4,171.70
JONES, EMILY K	\$ 4,666.06
JONES, MARCELLA M	\$ 2,270.66
JULIAN, AMY L	\$ 5,415.68
JURGILANIS, KRISTEN L	\$ 7,041.30
KERR, JENNIFER J	\$ 4,358.10
KIMMELL, BLAIZE	\$ 3,170.42
KING, MELINDA D	\$ 6,179.80
KINGSBURY, TAYLOR MARIE	\$ 2,266.34
KINKADE, HAYDEN WARREN	\$ 4,106.94
KINKADE, RACHEL LYNN	\$ 3,360.68
KIRBY II, ROBERT R	\$ 5,382.20
KIRKLAND, STEPHANIE N	\$ 300.00
KLINGLER, MICHELLE LYNN	\$ 6,532.76
KMAN, RITA	\$ 5,965.66
KOCHER, BECKY S	\$ 3,068.50
KOCHER, BETH A	\$ 315.00
KOCHER, BRITTANIA J	\$ 4,045.66
KOCHER, BRITNY N	\$ 1,509.34

RICHLAND COUNTY COMMUNITY UNIT 1

JAN 2023

Name	Gross
KOCHER, HANNAH LYNN	\$ 2,612.16
KOCHER, LORI L	\$ 840.00
KOERTGE, DIANE	\$ 596.25
KRAJEFSKA, ANTHONY W	\$ 360.00
KUENSTLER, BRIANNE	\$ 1,096.98
KUHLIG, JANET L	\$ 4,142.00
KUHN, ASHLEY E	\$ 4,319.18
LARGE, MINDY S	\$ 22.50
LATHROP, BOBBIE J	\$ 4,509.42
LATHROP, DEE A	\$ 1,624.00
LATHROP, JENNIFER L	\$ 5,162.16
LATHROP, LAURA	\$ 1,290.00
LAUGHLIN, REX IAN	\$ 3,630.60
LEAF, BRITTANY D	\$ 3,846.52
LEAF, JESSICA	\$ 1,511.84
LECRONE, CHAD E	\$ 10,895.50
LEE, DAVID W	\$ 1,059.00
LEWIS, LACIE J	\$ 1,400.00
LOBACZ, VICKI	\$ 251.25
LYNN, GINA L	\$ 4,236.58
MANN, SHELLEY A	\$ 4,666.06
MARRIOTT, THERESA	\$ 4,378.56
MCCLURE, DEBORAH L	\$ 4,262.06
MCDONALD, JIMETTA L	\$ 1,664.08
MCDONALD, JOBETH	\$ 1,725.50
MCFARLAND, JOHN	\$ 4,169.34
MCVICKER, AMY M	\$ 5,505.68
MEADOWS, TREVA L.	\$ 2,364.66
MEERS, BETTY	\$ 1,716.00
MEHAFFEY, PATRICK	\$ 2,837.50
MEHL, TRACY	\$ 3,681.34
MEREDITH, MATTHEW V	\$ 3,110.42
MICETICH, KATHY JUNE	\$ 344.00
MICHELS, GREGORY A	\$ 240.00
MICHELS, SUZANNE	\$ 11,762.52
MILBURN, TARA	\$ 3,864.00
MILBURN, TRINITY G	\$ 1,881.40
MILLER, JACOB EMERY	\$ 2,988.00
MILLS, JAMI	\$ 3,346.66
MITCHELL, BRANDI G	\$ 2,400.66
MITCHELL, BRIAN J	\$ 216.00
MITCHELL, CASSIE	\$ 4,326.62
MITCHELL, MELISSA M	\$ 5,521.60
MORGAN, GINA E	\$ 1,716.00
MOSBEY, DEVEN L	\$ 4,687.00
MUHS, MADISON R	\$ 2,594.22

RICHLAND COUNTY COMMUNITY UNIT 1

JAN 2023

Name	Gross
MURPHY, DAVID P	\$ 3,253.75
MURRAY, PAMELA S	\$ 1,341.12
MUSIC, MATTHEW J	\$ 5,046.56
NEALIS, BRADLY C	\$ 5,577.40
NOLL, ISABELLA MARIE	\$ 3,050.92
NOSEK, KRISTI	\$ 948.50
O'BRIEN, HOLLY MARIE	\$ 4,116.74
OCHS, AMBER L	\$ 4,985.88
OCHS, KIMBERLY	\$ 1,725.50
OVERTON, MARTY DALE	\$ 6,824.57
PADDOCK, KEVIN J	\$ 119.00
PAGE, CARLY R	\$ 1,491.64
PAGE, ISAAC WILLIAM	\$ 146.25
PAGE, KENDRA J	\$ 5,139.10
PAGE, RALPH ROBERT	\$ 2,195.24
PAGE, WILLIAM D	\$ 5,824.20
PAMPE, JANICE R	\$ 2,011.59
PAMPE, LISA K	\$ 5,993.38
PATTERSON, BRENDA	\$ 1,773.00
PFOFF, VANESSA	\$ 2,436.66
PHILLIPS, ROBERT L	\$ 2,331.35
PIXLEY, SUE BERBERICH	\$ 3,630.08
POWELL, MATTHEW M	\$ 4,676.06
POWELL, MICHELLE	\$ 5,139.10
PUCKETT, CHELSEA J	\$ 4,094.34
PUCKETT, TERRY EUGENE	\$ 6,650.90
RANGE, KIMBERLY	\$ 2,004.30
RAUCH, DEBORAH LYNN	\$ 3,731.80
REDMAN, AMANDA L	\$ 4,489.28
REDMAN, JUDITH	\$ 2,777.04
REEDY, JESSICA ANNE	\$ 1,439.20
REEVES, HANNAH LYNN	\$ 2,765.27
REEVES, RANDY K	\$ 5,148.95
REID, MEGAN S	\$ 1,853.00
REYNOLDS, BOBBY	\$ 3,828.00
REYNOLDS, MICHELE L	\$ 2,262.44
RIDGELY, LINDSAY ANN	\$ 4,255.58
RIDGELY, SUZANNA M	\$ 1,348.31
ROARK, RYAN K	\$ 5,975.16
RODGERS, KACIE N	\$ 6,166.66
RODGERS, STEVEN D	\$ 3,200.00
RODGERS, STEPHAN R	\$ 1,367.00
RODGERS, TRACEY L	\$ 2,750.00
ROTH, JESSICA E	\$ 2,088.66
ROUTIEN, MARISSA BROOKE	\$ 3,110.42
RUBENACKER, LORI A	\$ 5,480.32

RICHLAND COUNTY COMMUNITY UNIT 1

JAN 2023

Name	Gross
RUDE, DONNA	\$ 1,725.50
RUSK, AMY L	\$ 4,965.66
RUSK, EMILY	\$ 5,506.06
RUSK, JULIE	\$ 2,486.42
RUSK, RYLAN A	\$ 6,166.66
RYDEN, JEFFREY ROBERT	\$ 4,381.98
SANDERS, ALBERT ALAN	\$ 1,818.40
SCHANDA, STACEY L M	\$ 1,624.00
SCHIMMELPFENNING, AMY LAVINA	\$ 5,139.80
SCHMUCKER, JULIE R	\$ 2,360.42
SEALS, MARLA LOUISE	\$ 4,319.18
SEATON, MEGAN NICOLE	\$ 3,110.42
SEILER, ANITA J	\$ 3,923.08
SHAN, NICOLE LANE	\$ 3,732.50
SHAWVER, ALEXIS B	\$ 4,076.06
SHEWMAKE, ANGELINA COLLEEN	\$ 1,725.50
SHILLING, LISA A	\$ 1,827.00
SHOEMAKER, KRISTIE L	\$ 4,094.32
SHORT, STEFANIE	\$ 1,725.50
SHRYOCK, NATALIE ANNE	\$ 664.00
SIDERS, AMY G	\$ 1,399.28
SIMPSON, CHRIS A	\$ 14,098.46
SIMPSON, MICHELLE L	\$ 6,493.30
SMITH, JASON T	\$ 5,449.44
SMITH, MELINDA	\$ 5,085.64
SMITH, SAVANNAH J	\$ 1,948.80
SPARKS, ELIZABETH K	\$ 3,621.62
STALLARD, AMANDA MICHELLE	\$ 1,624.00
STALLARD, BRENDA LEA	\$ 5,897.20
STEBER, MARK	\$ 8,216.82
STEBER, RICKIE L	\$ 3,247.42
STEPHENS, CAMILLE A	\$ 5,210.50
STEVENS, AMY J	\$ 4,404.00
STEVENSON, JENNY L	\$ 3,232.90
SUMMERS, ALLYSON	\$ 735.25
SWINSON, DONNA S	\$ 2,609.28
TABB, JULIE ANN	\$ 1,348.66
TAHTINEN, TIMOTHY A	\$ 4,350.00
TAIT, HEATHER E	\$ 5,262.82
TAYLOR, CHAD E	\$ 5,026.56
TEDFORD, JENNIFER JILL	\$ 7,597.76
TENNIS, MEGAN M	\$ 3,560.66
THOMPSON, JEFFREY P	\$ 7,666.66
THRASHER, NATASHA J	\$ 1,827.00
THUFTEDAL, TASHA S	\$ 5,780.32
TOMLIN, LINDSEY JAMES	\$ 3,939.22

RICHLAND COUNTY COMMUNITY UNIT 1

JAN 2023

Name	Gross
TRAVIS, CHRISTY	\$ 2,644.80
TROUT, SAMANTHA NICOLE	\$ 3,260.92
TYLER, JAMIE L	\$ 5,988.04
UTLEY, REGINA	\$ 2,609.28
VAAL, JAMES D	\$ 6,231.88
VANBLARICUM, NICOLE	\$ 765.00
VANDYKE, JAMIE L	\$ 6,432.42
VANDYKE, JESSICA P	\$ 6,254.28
VANGUNDY, EMILI VANESSA	\$ 4,051.48
VANMATRE, CHRISTINA A	\$ 7,615.89
VOGT, JACKIE L	\$ 4,403.42
VOLK, AIMEE KRISTINA	\$ 3,560.66
VOLK, KARLA J	\$ 2,404.28
VOLK, PAULINE	\$ 2,444.26
VOLK, SUSAN D	\$ 240.00
WAGGONER, ASHLEY B	\$ 360.00
WALDHOFF, ROY R	\$ 7,061.68
WALKER, CONNOR J	\$ 3,253.75
WALKER, GRACE M	\$ 1,200.00
WALKER, KATHI DEE	\$ 6,594.88
WALKER, TERRIL	\$ 975.00
WALL, CHERYL	\$ 4,236.58
WARFEL, JULIE ANNE	\$ 901.00
WASHBURN, BRENDA J	\$ 6,621.80
WAXLER, ELVA L	\$ 1,065.00
WEESNER, LELA	\$ 2,984.80
WEIDNER, JENNIFER L	\$ 4,509.42
WEIDNER, KERRIE L	\$ 4,338.56
WEITKAMP, LORI L	\$ 4,404.00
WEITKAMP, WARREN D	\$ 4,576.82
WELLS, KACI MARIE	\$ 4,687.00
WELLS JR, ROBERT PAUL	\$ 3,360.26
WEST, PAULA J	\$ 5,365.44
WESTALL, LORI A	\$ 5,319.66
WETHERHOLT, BETTY L	\$ 260.00
WHEELER, HEATHER L	\$ 4,236.58
WHEELER, KLAYTON E	\$ 5,948.54
WHISLER, NATHANAEL T	\$ 330.00
WHITAKER-MITCHELL, DONNA	\$ 1,620.66
WHITE, BRANDY	\$ 1,725.50
WHITTNER, JULIA R	\$ 3,233.34
WHITTNER, SARAH E	\$ 5,903.58
WIBBENMEYER, AMBER R	\$ 2,400.68
WILLIAMS, MIRANDA J	\$ 2,012.34
WILLIAMS, SCOTT ERIC	\$ 3,960.00
WILSON, RACHEL LEE	\$ 1,725.50

RICHLAND COUNTY COMMUNITY UNIT 1

JAN 2023

Name	Gross
WINGERT, JOE DOUGLAS	\$ 1,290.66
WINGERT, ZACHARY K	\$ 2,224.00
WINTER, LORRE L	\$ 105.00
WINTERS, SHANNON L	\$ 6,498.30
WISNER, ANGELA M	\$ 4,433.34
WOODS, JILLIAN M	\$ 7,503.75
WORKMAN, CLARE ADELL	\$ 3,103.42
WRIGHT, JASMINE MARIE	\$ 1,624.00
WRIGHT, JESSICA M	\$ 3,050.92
YOUNG, JANA E	\$ 3,740.72
ZUBER, MADISON E	\$ 360.00
TOTAL	\$ 1,240,083.98

Comparison of Funds for January

FUND	January, 2022	January, 2023
Education	\$ 13,866,188.10	\$ 19,523,816.72
Building and Grounds	\$ 3,570,792.67	\$ 3,887,778.52
Bond and Interest	\$ 1,227,854.00	\$ 773,926.17
Transportation	\$ 1,572,155.79	\$ 1,588,367.54
IMRF/Social Security	\$ 997,528.08	\$ 953,987.62
Capital Projects	\$ 405,545.11	\$ (60,441.76)
Working Cash	\$ 863,159.83	\$ 997,895.01
Tort Fund	\$ 1,211,135.34	\$ 371,544.23
Life Safety	\$ 297,398.32	\$ 175,578.57
Total Cash	\$ 24,011,757.24	\$ 28,212,452.62
Assets	\$ 168,036.28	\$ 652,191.39
Total Cash and Assets	\$ 24,179,793.52	\$ 28,864,644.01
GRAND TOTAL	\$ 24,179,793.52	\$ 28,864,644.01

Account Level					2022-23	January 2022-23	2022-23	2022-23	Encumbered	2022-23
FDTLOC	FUNC	OBJ	SJ	Description	Budget	Monthly Activity	FYTD Activity	Batch Activity	Amount	Available Funds
10R010	1110	0000	00	000000						
				Tax Levy Education	4,800,000.00	5,732.53	4,849,104.26	0.00	0.00	-49,104.26
10R---	1110	0---	--	-----	4,800,000.00	5,732.53	4,849,104.26	0.00	0.00	-49,104.26
10R010	1140	0000	00	000000						
				Sp Ed Levy	103,375.00	118.75	104,774.66	0.00	0.00	-1,399.66
10R---	1140	0---	--	-----	103,375.00	118.75	104,774.66	0.00	0.00	-1,399.66
10R---	11--	----	--	-----	4,903,375.00	5,851.28	4,953,878.92	0.00	0.00	-50,503.92
10R010	1210	0000	00	000000						
				Mobile Home Tax	30,000.00	0.00	29,284.48	0.00	0.00	715.52
10R---	1210	0---	--	-----	30,000.00	0.00	29,284.48	0.00	0.00	715.52
10R010	1220	0000	00	000000						
				Local Housing Aut Tax	14,000.00	0.00	14,551.09	0.00	0.00	-551.09
10R---	1220	0---	--	-----	14,000.00	0.00	14,551.09	0.00	0.00	-551.09
10R010	1230	0000	00	000000						
				Corp Pers Prop Tax	1,715,000.00	312,753.93	1,139,249.75	0.00	0.00	575,750.25
10R---	1230	0---	--	-----	1,715,000.00	312,753.93	1,139,249.75	0.00	0.00	575,750.25
10R---	12--	----	--	-----	1,759,000.00	312,753.93	1,183,085.32	0.00	0.00	575,914.68
10R010	1311	0000	00	000000						
				Jump Start Tuition	0.00	0.00	0.00	0.00	0.00	0.00
10R---	1311	0---	--	-----	0.00	0.00	0.00	0.00	0.00	0.00
10R---	13--	----	--	-----	0.00	0.00	0.00	0.00	0.00	0.00
10R010	1510	0000	00	000000						
				Earnings on Investments	40,000.00	41,810.33	196,077.16	0.00	0.00	-156,077.16
10R---	1510	0---	--	-----	40,000.00	41,810.33	196,077.16	0.00	0.00	-156,077.16
10R---	15--	----	--	-----	40,000.00	41,810.33	196,077.16	0.00	0.00	-156,077.16
10R010	1611	0000	00	000000						
				Sales to Pupils Lunch	90,000.00	1,318.60	4,237.70	0.00	0.00	85,762.30
10R---	1611	0---	--	-----	90,000.00	1,318.60	4,237.70	0.00	0.00	85,762.30
10R010	1612	0000	00	000000						
				Sales to Pupils Bfast	20,000.00	0.00	260.00	0.00	0.00	19,740.00
10R---	1612	0---	--	-----	20,000.00	0.00	260.00	0.00	0.00	19,740.00
10R010	1613	0000	00	000000						
				Sales to Pupil Ala Carte	10,000.00	33.50	263.25	0.00	0.00	9,736.75
10R---	1613	0---	--	-----	10,000.00	33.50	263.25	0.00	0.00	9,736.75
10R010	1614	0000	00	000000						
				Sales to Pupil Vending	0.00	0.00	0.00	0.00	0.00	0.00
10R---	1614	0---	--	-----	0.00	0.00	0.00	0.00	0.00	0.00
10R010	1615	0000	00	000000						
				Bfst Lunch Debit Card	0.00	-340.20	29,549.77	0.00	0.00	-29,549.77
10R---	1615	0---	--	-----	0.00	-340.20	29,549.77	0.00	0.00	-29,549.77
10R010	1620	0000	00	000000						
				Sales to Adults	10,000.00	0.00	3,444.50	0.00	0.00	6,555.50
10R---	1620	0---	--	-----	10,000.00	0.00	3,444.50	0.00	0.00	6,555.50
10R010	1621	0000	00	000000						
				Summer Food Program	0.00	0.00	0.00	0.00	0.00	0.00
10R---	1621	0---	--	-----	0.00	0.00	0.00	0.00	0.00	0.00
10R010	1690	0000	00	000000						
				Other Food Sales	1,000.00	105.97	105.97	0.00	0.00	894.03
10R---	1690	0---	--	-----	1,000.00	105.97	105.97	0.00	0.00	894.03
10R---	16--	----	--	-----	131,000.00	1,117.87	37,861.19	0.00	0.00	93,138.81
10R010	1711	0000	00	000000						
				Athletic Admissions	40,000.00	12,566.50	55,484.05	0.00	0.00	-15,484.05
10R---	1711	0---	--	-----	40,000.00	12,566.50	55,484.05	0.00	0.00	-15,484.05
10R010	1720	0000	00	000000						
				Lab/Lock Fees	0.00	0.00	0.00	0.00	0.00	0.00
10R---	1720	0---	--	-----	0.00	0.00	0.00	0.00	0.00	0.00
10R010	1730	0000	00	000000						
				Pupil Book Sales	0.00	0.00	0.00	0.00	0.00	0.00

Account Level				2022-23	January 2022-23	2022-23	2022-23	Encumbered	2022-23	
FDTLOC	FUNC	OBJ	SJ	Description	Budget	Monthly Activity	FYTD Activity	Batch Activity	Amount	Available Funds
10R---	1730	0---	--	-----	0.00	0.00	0.00	0.00	0.00	0.00
10R010	1790	0000	00	000000	5,000.00	482.19	6,999.94	0.00	0.00	-1,999.94
10R010	1790	0000	01	000000	0.00	0.00	0.00	0.00	0.00	0.00
10R---	1790	0---	--	-----	5,000.00	482.19	6,999.94	0.00	0.00	-1,999.94
10R999	1799	0000	00	000000	0.00	0.00	0.00	0.00	0.00	0.00
10R---	1799	0---	--	-----	0.00	0.00	0.00	0.00	0.00	0.00
10R---	17--	----	--	-----	45,000.00	13,048.69	62,483.99	0.00	0.00	-17,483.99
10R010	1811	0000	00	000000	175,000.00	3,158.40	144,521.05	0.00	0.00	30,478.95
10R---	1811	0---	--	-----	175,000.00	3,158.40	144,521.05	0.00	0.00	30,478.95
10R---	18--	----	--	-----	175,000.00	3,158.40	144,521.05	0.00	0.00	30,478.95
10R010	1910	0000	00	000000	10,000.00	0.00	80.00	0.00	0.00	9,920.00
10R---	1910	0---	--	-----	10,000.00	0.00	80.00	0.00	0.00	9,920.00
10R010	1920	0000	00	000000	500.00	0.00	0.00	0.00	0.00	500.00
10R730	1920	0000	00	000000	0.00	0.00	0.00	0.00	0.00	0.00
10R---	1920	0---	--	-----	500.00	0.00	0.00	0.00	0.00	500.00
10R010	1940	0000	00	000000	500.00	0.00	0.00	0.00	0.00	500.00
10R---	1940	0---	--	-----	500.00	0.00	0.00	0.00	0.00	500.00
10R010	1950	0000	00	000000	500.00	4,420.00	4,590.49	0.00	0.00	-4,090.49
10R---	1950	0---	--	-----	500.00	4,420.00	4,590.49	0.00	0.00	-4,090.49
10R010	1970	0000	00	000000	18,500.00	945.00	12,142.50	0.00	0.00	6,357.50
10R---	1970	0---	--	-----	18,500.00	945.00	12,142.50	0.00	0.00	6,357.50
10R010	1980	0000	00	000000	0.00	0.00	0.00	0.00	0.00	0.00
10R---	1980	0---	--	-----	0.00	0.00	0.00	0.00	0.00	0.00
10R010	1992	0000	00	000000	0.00	0.00	0.00	0.00	0.00	0.00
10R---	1992	0---	--	-----	0.00	0.00	0.00	0.00	0.00	0.00
10R010	1999	0000	00	000000	14,000.00	-1,810.00	638.18	0.00	0.00	13,361.82
10R010	1999	0000	01	000000	100,000.00	0.00	33,239.36	0.00	0.00	66,760.64
10R010	1999	0000	09	000000	0.00	0.00	11,065.10	0.00	0.00	-11,065.10
10R030	1999	0000	00	000000	0.00	0.00	0.00	0.00	0.00	0.00
10R060	1999	0000	00	000000	0.00	0.00	0.00	0.00	0.00	0.00
10R130	1999	0000	00	130000	10,000.00	0.00	10,000.00	0.00	0.00	0.00
10R170	1999	0000	00	170000	0.00	0.00	0.00	0.00	0.00	0.00
10R230	1999	0000	00	230000	2,000.00	0.00	0.00	0.00	0.00	2,000.00
10R290	1999	0000	00	290000	0.00	0.00	0.00	0.00	0.00	0.00
10R670	1999	0000	00	670000	0.00	0.00	0.00	0.00	0.00	0.00
10R680	1999	0000	00	680000	0.00	5,000.00	5,000.00	0.00	0.00	-5,000.00
10R690	1999	0000	00	690000	25,000.00	0.00	3,674.48	0.00	0.00	21,325.52
10R730	1999	0000	00	730000	40,000.00	-3,066.00	-9,000.00	0.00	0.00	49,000.00
10R880	1999	0000	00	880000	0.00	0.00	0.00	0.00	0.00	0.00
10R---	1999	0---	--	-----	191,000.00	124.00	54,617.12	0.00	0.00	136,382.88

Account Level				2022-23	January 2022-23	2022-23	2022-23	Encumbered	2022-23	
FDTLOC	FUNC	OBJ	SJ	Description	Budget	Monthly Activity	FYTD Activity	Batch Activity	Amount	Available Funds
10R---	19--	----	----		221,000.00	5,489.00	71,430.11	0.00	0.00	149,569.89
10R110	2100	0000	00 110000	ROE Pre K	0.00	0.00	0.00	0.00	0.00	0.00
10R---	2100	0---	----		0.00	0.00	0.00	0.00	0.00	0.00
10R---	21--	----	----		0.00	0.00	0.00	0.00	0.00	0.00
10R810	2200	0000	00 810000	ROE Flow Thru	0.00	0.00	0.00	0.00	0.00	0.00
10R---	2200	0---	----		0.00	0.00	0.00	0.00	0.00	0.00
10R---	22--	----	----		0.00	0.00	0.00	0.00	0.00	0.00
10R010	3001	0000	00 000000	General State Aid	11,017,622.00	1,001,602.00	5,999,703.25	0.00	0.00	5,017,918.75
10R010	3001	0000	00 140000	EBF-Sp Ed Personnel	0.00	0.00	0.00	0.00	0.00	0.00
10R010	3001	0000	00 280000	EBF-Sp Ed Funding Children	0.00	0.00	0.00	0.00	0.00	0.00
10R010	3001	0000	00 550000	State Aide-Spec Ed Summner Sch	0.00	0.00	0.00	0.00	0.00	0.00
10R---	3001	0---	----		11,017,622.00	1,001,602.00	5,999,703.25	0.00	0.00	5,017,918.75
10R010	3002	0000	00 000000	GSA Hold Harm	0.00	0.00	0.00	0.00	0.00	0.00
10R---	3002	0---	----		0.00	0.00	0.00	0.00	0.00	0.00
10R010	3010	0000	00 000000	GSA Difference Incentive	0.00	0.00	0.00	0.00	0.00	0.00
10R---	3010	0---	----		0.00	0.00	0.00	0.00	0.00	0.00
10R010	3015	0000	00 000000	Salary Diff for annex	0.00	0.00	0.00	0.00	0.00	0.00
10R---	3015	0---	----		0.00	0.00	0.00	0.00	0.00	0.00
10R010	3020	0000	00 000000	Reorganization Inc Cert Sal	0.00	0.00	0.00	0.00	0.00	0.00
10R---	3020	0---	----		0.00	0.00	0.00	0.00	0.00	0.00
10R---	30--	----	----		11,017,622.00	1,001,602.00	5,999,703.25	0.00	0.00	5,017,918.75
10R260	3100	0000	00 260000	Sp Ed Priv Facility	25,000.00	0.00	7,230.73	0.00	0.00	17,769.27
10R---	3100	0---	----		25,000.00	0.00	7,230.73	0.00	0.00	17,769.27
10R280	3105	0000	00 280000	Spec Ed Extraordinary	0.00	0.00	0.00	0.00	0.00	0.00
10R---	3105	0---	----		0.00	0.00	0.00	0.00	0.00	0.00
10R140	3110	0000	00 140000	Sp Ed Personnel	0.00	0.00	0.00	0.00	0.00	0.00
10R---	3110	0---	----		0.00	0.00	0.00	0.00	0.00	0.00
10R640	3120	0000	00 640000	Sp Ed Orphan	75,000.00	0.00	88,376.27	0.00	0.00	-13,376.27
10R---	3120	0---	----		75,000.00	0.00	88,376.27	0.00	0.00	-13,376.27
10R010	3145	0000	00 000000	Sp Ed Summer Sch	0.00	0.00	0.00	0.00	0.00	0.00
10R---	3145	0---	----		0.00	0.00	0.00	0.00	0.00	0.00
10R---	31--	----	----		100,000.00	0.00	95,607.00	0.00	0.00	4,393.00
10R380	3200	0000	00 380000	Voc Ed Tech Prep	0.00	0.00	0.00	0.00	0.00	0.00
10R---	3200	0---	----		0.00	0.00	0.00	0.00	0.00	0.00
10R780	3215	0000	00 780000	Voc Ed Formula	0.00	0.00	0.00	0.00	0.00	0.00
10R---	3215	0---	----		0.00	0.00	0.00	0.00	0.00	0.00
10R820	3220	0000	00 820000	K12 Career Exploration Grant	0.00	0.00	0.00	0.00	0.00	0.00
10R---	3220	0---	----		0.00	0.00	0.00	0.00	0.00	0.00
10R490	3235	0000	00 490000	Ag Inc 3 Circles	35,000.00	38,476.00	38,970.00	0.00	0.00	-3,970.00
10R---	3235	0---	----		35,000.00	38,476.00	38,970.00	0.00	0.00	-3,970.00

Account Level				2022-23	January 2022-23	2022-23	2022-23	Encumbered	2022-23	
FDTLOC	FUNC	OBJ	SJ	Description	Budget	Monthly Activity	FYTD Activity	Batch Activity	Amount	Available Funds
10R490	3299	0000	00	490000	Voc Ed Ag Incent Grant	0.00	0.00	0.00	0.00	0.00
10R710	3299	0000	00	710000	Elementary Career Grant	1,500.00	0.00	0.00	0.00	1,500.00
10R780	3299	0000	00	780000	Voc Ed Formula	95,000.00	0.00	14,171.09	0.00	80,828.91
10R---	3299	0---	--	-----	96,500.00	0.00	14,171.09	0.00	0.00	82,328.91
10R---	32--	----	--	-----	131,500.00	38,476.00	53,141.09	0.00	0.00	78,358.91
10R350	3360	0000	00	350000	St Lunch/Bfast Reimb	6,500.00	469.80	2,701.24	0.00	3,798.76
10R---	3360	0---	--	-----	6,500.00	469.80	2,701.24	0.00	0.00	3,798.76
10R010	3365	0000	00	000000	Breakfast Incentive	0.00	0.00	0.00	0.00	0.00
10R---	3365	0---	--	-----	0.00	0.00	0.00	0.00	0.00	0.00
10R310	3370	0000	00	310000	Drivers Education Reimb	32,000.00	0.00	23,509.47	0.00	8,490.53
10R---	3370	0---	--	-----	32,000.00	0.00	23,509.47	0.00	0.00	8,490.53
10R---	33--	----	--	-----	38,500.00	469.80	26,210.71	0.00	0.00	12,289.29
10R550	3695	0000	00	550000	TAOEP	0.00	0.00	0.00	0.00	0.00
10R750	3695	0000	00	750000	TAOEP	0.00	0.00	0.00	0.00	0.00
10R---	3695	0---	--	-----	0.00	0.00	0.00	0.00	0.00	0.00
10R---	36--	----	--	-----	0.00	0.00	0.00	0.00	0.00	0.00
10R110	3705	0000	00	110000	Early Child Block Grant	924,386.00	163,290.00	394,421.00	0.00	529,965.00
10R510	3705	0000	00	510000	ECE Block Grant-FY06	0.00	0.00	0.00	0.00	0.00
10R---	3705	0---	--	-----	924,386.00	163,290.00	394,421.00	0.00	0.00	529,965.00
10R570	3715	0000	00	570000	Reading Improvement	0.00	0.00	0.00	0.00	0.00
10R---	3715	0---	--	-----	0.00	0.00	0.00	0.00	0.00	0.00
10R790	3775	0000	00	790000	ADA Safety/Ed Block Gran	0.00	0.00	0.00	0.00	0.00
10R---	3775	0---	--	-----	0.00	0.00	0.00	0.00	0.00	0.00
10R---	37--	----	--	-----	924,386.00	163,290.00	394,421.00	0.00	0.00	529,965.00
10R240	3800	0000	00	240000	Sec of State Lib Grant	0.00	0.00	0.00	0.00	0.00
10R---	3800	0---	--	-----	0.00	0.00	0.00	0.00	0.00	0.00
10R---	38--	----	--	-----	0.00	0.00	0.00	0.00	0.00	0.00
10R010	3999	0000	00	000000	Other State	500.00	0.00	0.00	0.00	500.00
10R010	3999	0000	05	000000	National Bd Cert	0.00	0.00	0.00	0.00	0.00
10R060	3999	0000	00	000000	Fine Arts Grant	0.00	0.00	0.00	0.00	0.00
10R120	3999	0000	00	120000	Laptop Grant	0.00	0.00	0.00	0.00	0.00
10R240	3999	0000	00	240000	Library Grant	2,000.00	0.00	0.00	0.00	2,000.00
10R---	3999	0---	--	-----	2,500.00	0.00	0.00	0.00	0.00	2,500.00
10R---	39--	----	--	-----	2,500.00	0.00	0.00	0.00	0.00	2,500.00
10R190	4107	0000	00	190000	Title VI Rural Ed	0.00	0.00	0.00	0.00	0.00
10R---	4107	0---	--	-----	0.00	0.00	0.00	0.00	0.00	0.00
10R---	41--	----	--	-----	0.00	0.00	0.00	0.00	0.00	0.00
10R420	4210	0000	00	420000	Fed Lunch Prog Reimb	330,000.00	68,176.59	320,123.30	0.00	9,876.70
10R---	4210	0---	--	-----	330,000.00	68,176.59	320,123.30	0.00	0.00	9,876.70
10R420	4215	0000	00	420000	Fed Special Milk Program	750.00	0.00	0.00	0.00	750.00

Account Level				2022-23	January 2022-23	2022-23	2022-23	Encumbered	2022-23	
FDTLOC	FUNC	OBJ	SJ	Description	Budget	Monthly Activity	FYTD Activity	Batch Activity	Amount	Available Funds
10R---	4215	0---	--	-----	750.00	0.00	0.00	0.00	0.00	750.00
10R430	4220	0000	00	430000	115,000.00	24,943.12	105,450.31	0.00	0.00	9,549.69
10R---	4220	0---	--	-----	115,000.00	24,943.12	105,450.31	0.00	0.00	9,549.69
10R460	4225	0000	00	460000	0.00	0.00	0.00	0.00	0.00	0.00
10R---	4225	0---	--	-----	0.00	0.00	0.00	0.00	0.00	0.00
10R420	4250	0000	00	420000	0.00	0.00	0.00	0.00	0.00	0.00
10R---	4250	0---	--	-----	0.00	0.00	0.00	0.00	0.00	0.00
10R420	4299	0000	00	420000	0.00	0.00	0.00	0.00	0.00	0.00
10R440	4299	0000	00	440000	0.00	0.00	0.00	0.00	0.00	0.00
10R---	4299	0---	--	-----	0.00	0.00	0.00	0.00	0.00	0.00
10R---	42--	----	--	-----	445,750.00	93,119.71	425,573.61	0.00	0.00	20,176.39
10R100	4300	0000	00	100000	510,000.00	189,716.00	289,248.00	0.00	0.00	220,752.00
10R270	4300	0000	00	270000	0.00	0.00	0.00	0.00	0.00	0.00
10R500	4300	0000	00	500000	60,000.00	0.00	223,739.00	0.00	0.00	-163,739.00
10R---	4300	0---	--	-----	570,000.00	189,716.00	512,987.00	0.00	0.00	57,013.00
10R270	4331	0000	00	270000	0.00	0.00	0.00	0.00	0.00	0.00
10R---	4331	0---	--	-----	0.00	0.00	0.00	0.00	0.00	0.00
10R---	43--	----	--	-----	570,000.00	189,716.00	512,987.00	0.00	0.00	57,013.00
10R170	4400	0000	00	170000	0.00	0.00	5,111.00	0.00	0.00	-5,111.00
10R570	4400	0000	00	570000	20,000.00	3,090.00	15,697.00	0.00	0.00	4,303.00
10R---	4400	0---	--	-----	20,000.00	3,090.00	20,808.00	0.00	0.00	-808.00
10R070	4421	0000	00	000000	0.00	0.00	41,634.00	0.00	0.00	-41,634.00
10R470	4421	0000	00	470000	236,250.00	78,908.00	128,401.00	0.00	0.00	107,849.00
10R---	4421	0---	--	-----	236,250.00	78,908.00	170,035.00	0.00	0.00	66,215.00
10R250	4490	0000	00	250000	0.00	0.00	0.00	0.00	0.00	0.00
10R---	4490	0---	--	-----	0.00	0.00	0.00	0.00	0.00	0.00
10R---	44--	----	--	-----	256,250.00	81,998.00	190,843.00	0.00	0.00	65,407.00
10R150	4600	0000	00	150000	33,700.00	0.00	14,459.00	0.00	0.00	19,241.00
10R344	4600	0000	00	344000	0.00	0.00	3,964.00	0.00	0.00	-3,964.00
10R---	4600	0---	--	-----	33,700.00	0.00	18,423.00	0.00	0.00	15,277.00
10R150	4620	0000	00	150000	617,000.00	0.00	279,989.00	0.00	0.00	337,011.00
10R344	4620	0000	00	344000	0.00	0.00	33,692.00	0.00	0.00	-33,692.00
10R---	4620	0---	--	-----	617,000.00	0.00	313,681.00	0.00	0.00	303,319.00
10R260	4625	0000	00	260000	50,000.00	0.00	0.00	0.00	0.00	50,000.00
10R---	4625	0---	--	-----	50,000.00	0.00	0.00	0.00	0.00	50,000.00
10R---	46--	----	--	-----	700,700.00	0.00	332,104.00	0.00	0.00	368,596.00
10R540	4770	0000	00	540000	0.00	0.00	0.00	0.00	0.00	0.00
10R---	4770	0---	--	-----	0.00	0.00	0.00	0.00	0.00	0.00
10R390	4799	0000	00	390000	23,000.00	0.00	5,187.64	0.00	0.00	17,812.36
10R---	4799	0---	--	-----	23,000.00	0.00	5,187.64	0.00	0.00	17,812.36

Account Level				2022-23	January 2022-23	2022-23	2022-23	Encumbered	2022-23	
FDTLOC	FUNC	OBJ	SJ	Description	Budget	Monthly Activity	FYTD Activity	Batch Activity	Amount	Available Funds
10R---	47--	----	-----		23,000.00	0.00	5,187.64	0.00	0.00	17,812.36
10R090	4876	0000	00 000000	Cloud Grant ICCP	0.00	0.00	0.00	0.00	0.00	0.00
10R---	4876	0---	-----		0.00	0.00	0.00	0.00	0.00	0.00
10R160	4880	0000	00 160000	Education Jobs Fund	0.00	0.00	0.00	0.00	0.00	0.00
10R---	4880	0---	-----		0.00	0.00	0.00	0.00	0.00	0.00
10R---	48--	----	-----		0.00	0.00	0.00	0.00	0.00	0.00
10R180	4901	0000	00 180000	Race To The Top	0.00	0.00	0.00	0.00	0.00	0.00
10R180	4901	0000	01 180000	Race To The Top Induction	0.00	0.00	0.00	0.00	0.00	0.00
10R---	4901	0---	-----		0.00	0.00	0.00	0.00	0.00	0.00
10R010	4920	0000	00 000000	McKinney Homeless Grant	0.00	0.00	0.00	0.00	0.00	0.00
10R---	4920	0---	-----		0.00	0.00	0.00	0.00	0.00	0.00
10R330	4932	0000	00 330000	Title II Teacher Quality	108,848.00	0.00	9,933.00	0.00	0.00	98,915.00
10R530	4932	0000	00 530000	Title II	0.00	0.00	31,161.00	0.00	0.00	-31,161.00
10R---	4932	0---	-----		108,848.00	0.00	41,094.00	0.00	0.00	67,754.00
10R920	4991	0000	00 920000	Medicaid Adm Outreach	85,000.00	0.00	35,758.74	0.00	0.00	49,241.26
10R---	4991	0---	-----		85,000.00	0.00	35,758.74	0.00	0.00	49,241.26
10R920	4992	0000	00 920000	Medicaid Fee For Service	35,000.00	0.00	31,803.65	0.00	0.00	3,196.35
10R---	4992	0---	-----		35,000.00	0.00	31,803.65	0.00	0.00	3,196.35
10R220	4998	0000	00 220000	FEMA GRANT	0.00	0.00	0.00	0.00	0.00	0.00
10R345	4998	0000	00 000000	ARP McKinney Vento	2,500.00	0.00	4,027.00	0.00	0.00	-1,527.00
10R410	4998	0000	00 410000	JROTC Reimbursement	0.00	0.00	0.00	0.00	0.00	0.00
10R---	4998	0---	-----		2,500.00	0.00	4,027.00	0.00	0.00	-1,527.00
10R250	4999	0000	00 250000	Federal Library Grant	0.00	0.00	0.00	0.00	0.00	0.00
10R340	4999	0000	00 340000	ESSER	0.00	0.00	72,507.00	0.00	0.00	-72,507.00
10R342	4999	0000	00 000000	ESSER II	640,000.00	0.00	713,167.00	0.00	0.00	-73,167.00
10R343	4999	0000	00 000000	ESSER III EDUCATION	500,000.00	0.00	339,867.00	0.00	0.00	160,133.00
10R370	4999	0000	00 370000	Digital Equity - ESSER	0.00	0.00	247,217.00	0.00	0.00	-247,217.00
10R410	4999	0000	00 000000	JROTC	35,000.00	3,139.30	23,067.10	0.00	0.00	11,932.90
10R---	4999	0---	-----		1,175,000.00	3,139.30	1,395,825.10	0.00	0.00	-220,825.10
10R---	49--	----	-----		1,406,348.00	3,139.30	1,508,508.49	0.00	0.00	-102,160.49
10R010	7990	0000	00 000000	Other -WR Fund Balances	0.00	0.00	0.00	0.00	0.00	0.00
10R---	7990	0---	-----		0.00	0.00	0.00	0.00	0.00	0.00
10R---	79--	----	-----		0.00	0.00	0.00	0.00	0.00	0.00
1-R---	----	----	-----		22,890,931.00	1,955,040.31	16,193,624.53	0.00	0.00	6,697,306.47
20R010	1111	0000	00 000000	Building Levy	1,300,000.00	1,557.76	1,309,756.59	0.00	0.00	-9,756.59
20R---	1111	0---	-----		1,300,000.00	1,557.76	1,309,756.59	0.00	0.00	-9,756.59
20R---	11--	----	-----		1,300,000.00	1,557.76	1,309,756.59	0.00	0.00	-9,756.59
20R010	1510	0000	00 000000	Earnings on Investments	10,000.00	5,978.00	30,264.96	0.00	0.00	-20,264.96
20R---	1510	0---	-----		10,000.00	5,978.00	30,264.96	0.00	0.00	-20,264.96
20R---	15--	----	-----		10,000.00	5,978.00	30,264.96	0.00	0.00	-20,264.96

Account Level				2022-23	January 2022-23	2022-23	2022-23	Encumbered	2022-23	
FDTLOC	FUNC	OBJ	SJ	Description	Budget	Monthly Activity	FYTD Activity	Batch Activity	Amount	Available Funds
20R010	1999	0000	00	000000	0.00	0.00	13,848.28	0.00	0.00	-13,848.28
20R010	1999	0000	01	000000	0.00	0.00	0.00	0.00	0.00	0.00
20R730	1999	0000	00	730000	0.00	0.00	0.00	0.00	0.00	0.00
20R---	1999	0---	--	-----	0.00	0.00	13,848.28	0.00	0.00	-13,848.28
20R---	19--	----	--	-----	0.00	0.00	13,848.28	0.00	0.00	-13,848.28
20R010	3925	0000	00	000000	50,000.00	50,000.00	50,000.00	0.00	0.00	0.00
20R---	3925	0---	--	-----	50,000.00	50,000.00	50,000.00	0.00	0.00	0.00
20R220	3999	0000	00	220000	0.00	0.00	0.00	0.00	0.00	0.00
20R---	3999	0---	--	-----	0.00	0.00	0.00	0.00	0.00	0.00
20R---	39--	----	--	-----	50,000.00	50,000.00	50,000.00	0.00	0.00	0.00
20R342	4999	0000	00	342000	0.00	0.00	0.00	0.00	0.00	0.00
20R---	4999	0---	--	-----	0.00	0.00	0.00	0.00	0.00	0.00
20R---	49--	----	--	-----	0.00	0.00	0.00	0.00	0.00	0.00
20R010	7320	0000	00	000000	0.00	0.00	0.00	0.00	0.00	0.00
20R---	7320	0---	--	-----	0.00	0.00	0.00	0.00	0.00	0.00
20R---	73--	----	--	-----	0.00	0.00	0.00	0.00	0.00	0.00
20R010	7990	0000	00	000000	0.00	0.00	0.00	0.00	0.00	0.00
20R---	7990	0---	--	-----	0.00	0.00	0.00	0.00	0.00	0.00
20R---	79--	----	--	-----	0.00	0.00	0.00	0.00	0.00	0.00
2-R---	----	----	--	-----	1,360,000.00	57,535.76	1,403,869.83	0.00	0.00	-43,869.83
30R010	1112	0000	00	000000	1,770,000.00	2,099.68	1,767,746.90	0.00	0.00	2,253.10
30R---	1112	0---	--	-----	1,770,000.00	2,099.68	1,767,746.90	0.00	0.00	2,253.10
30R---	11--	----	--	-----	1,770,000.00	2,099.68	1,767,746.90	0.00	0.00	2,253.10
30R010	1510	0000	00	000000	6,000.00	268.77	3,739.31	0.00	0.00	2,260.69
30R---	1510	0---	--	-----	6,000.00	268.77	3,739.31	0.00	0.00	2,260.69
30R---	15--	----	--	-----	6,000.00	268.77	3,739.31	0.00	0.00	2,260.69
30R010	1983	0000	00	000000	586,631.00	0.00	412,791.54	0.00	0.00	173,839.46
30R---	1983	0---	--	-----	586,631.00	0.00	412,791.54	0.00	0.00	173,839.46
30R010	1999	0000	00	000000	0.00	0.00	42,000.00	0.00	0.00	-42,000.00
30R---	1999	0---	--	-----	0.00	0.00	42,000.00	0.00	0.00	-42,000.00
30R---	19--	----	--	-----	586,631.00	0.00	454,791.54	0.00	0.00	131,839.46
30R010	7990	0000	00	000000	0.00	0.00	0.00	0.00	0.00	0.00
30R---	7990	0---	--	-----	0.00	0.00	0.00	0.00	0.00	0.00
30R---	79--	----	--	-----	0.00	0.00	0.00	0.00	0.00	0.00
3-R---	----	----	--	-----	2,362,631.00	2,368.45	2,226,277.75	0.00	0.00	136,353.25
40R080	1113	0000	00	000000	520,000.00	595.46	523,898.23	0.00	0.00	-3,898.23
40R---	1113	0---	--	-----	520,000.00	595.46	523,898.23	0.00	0.00	-3,898.23
40R080	1130	0000	00	000000	0.00	27.65	27.65	0.00	0.00	-27.65
40R---	1130	0---	--	-----	0.00	27.65	27.65	0.00	0.00	-27.65
40R---	11--	----	--	-----	520,000.00	623.11	523,925.88	0.00	0.00	-3,925.88

Account Level				2022-23	January 2022-23	2022-23	2022-23	Encumbered	2022-23	
FDTLOC	FUNC	OBJ	SJ	Description	Budget	Monthly Activity	FYTD Activity	Batch Activity	Amount	Available Funds
40R080	1412	0000	00 000000	Reg Trans from Pre-K	40,000.00	0.00	226.28	0.00	0.00	39,773.72
40R---	1412	0---	-- -----		40,000.00	0.00	226.28	0.00	0.00	39,773.72
40R080	1413	0000	00 000000	Reg Trans Fee Private	4,500.00	0.00	1,919.48	0.00	0.00	2,580.52
40R---	1413	0---	-- -----		4,500.00	0.00	1,919.48	0.00	0.00	2,580.52
40R080	1415	0000	00 000000	Reg Trans Pupil Co-Curr	45,000.00	995.33	1,690.49	0.00	0.00	43,309.51
40R---	1415	0---	-- -----		45,000.00	995.33	1,690.49	0.00	0.00	43,309.51
40R080	1442	0000	00 000000	Sp Ed Trans from SESE	0.00	0.00	156.08	0.00	0.00	-156.08
40R---	1442	0---	-- -----		0.00	0.00	156.08	0.00	0.00	-156.08
40R---	14--	----	-- -----		89,500.00	995.33	3,992.33	0.00	0.00	85,507.67
40R080	1510	0000	00 000000	Earnings on Investments	4,500.00	1,931.87	9,961.64	0.00	0.00	-5,461.64
40R---	1510	0---	-- -----		4,500.00	1,931.87	9,961.64	0.00	0.00	-5,461.64
40R---	15--	----	-- -----		4,500.00	1,931.87	9,961.64	0.00	0.00	-5,461.64
40R080	1950	0000	00 000000	Refund Prior Yr Expense	0.00	0.00	0.00	0.00	0.00	0.00
40R---	1950	0---	-- -----		0.00	0.00	0.00	0.00	0.00	0.00
40R080	1999	0000	00 000000	Insrnc Rmb/Othr Misc	0.00	0.00	2,903.50	0.00	0.00	-2,903.50
40R---	1999	0---	-- -----		0.00	0.00	2,903.50	0.00	0.00	-2,903.50
40R---	19--	----	-- -----		0.00	0.00	2,903.50	0.00	0.00	-2,903.50
40R010	3001	0000	00 000000	State Aide	0.00	0.00	0.00	0.00	0.00	0.00
40R---	3001	0---	-- -----		0.00	0.00	0.00	0.00	0.00	0.00
40R---	30--	----	-- -----		0.00	0.00	0.00	0.00	0.00	0.00
40R080	3500	0000	00 000000	Transportation Regular	775,000.00	157,293.70	504,239.87	0.00	0.00	270,760.13
40R610	3500	0000	01 610000	Trans Voc Ed	0.00	0.00	0.00	0.00	0.00	0.00
40R---	3500	0---	-- -----		775,000.00	157,293.70	504,239.87	0.00	0.00	270,760.13
40R620	3510	0000	00 620000	State Trans Spec Ed	150,000.00	34,000.87	104,525.16	0.00	0.00	45,474.84
40R---	3510	0---	-- -----		150,000.00	34,000.87	104,525.16	0.00	0.00	45,474.84
40R---	35--	----	-- -----		925,000.00	191,294.57	608,765.03	0.00	0.00	316,234.97
40R160	4880	0000	00 160000	Education Jobs Fund	0.00	0.00	0.00	0.00	0.00	0.00
40R---	4880	0---	-- -----		0.00	0.00	0.00	0.00	0.00	0.00
40R---	48--	----	-- -----		0.00	0.00	0.00	0.00	0.00	0.00
40R010	7300	0000	00 000000	Sale of CompensationFixedAsset	0.00	0.00	0.00	0.00	0.00	0.00
40R---	7300	0---	-- -----		0.00	0.00	0.00	0.00	0.00	0.00
40R---	73--	----	-- -----		0.00	0.00	0.00	0.00	0.00	0.00
40R010	7990	0000	00 000000	Other-WR Fund Balance	0.00	0.00	0.00	0.00	0.00	0.00
40R---	7990	0---	-- -----		0.00	0.00	0.00	0.00	0.00	0.00
40R---	79--	----	-- -----		0.00	0.00	0.00	0.00	0.00	0.00
4-R---	----	----	-- -----		1,539,000.00	194,844.88	1,149,548.38	0.00	0.00	389,451.62
50R010	1114	0000	00 000000	IMRF Levy	800,000.00	950.31	800,045.26	0.00	0.00	-45.26
50R---	1114	0---	-- -----		800,000.00	950.31	800,045.26	0.00	0.00	-45.26
50R010	1150	0000	00 000000	Tax Levy Social Security	400,000.00	475.17	400,040.31	0.00	0.00	-40.31
50R---	1150	0---	-- -----		400,000.00	475.17	400,040.31	0.00	0.00	-40.31

Account Level				2022-23	January 2022-23	2022-23	2022-23	Encumbered	2022-23	
FDTLOC	FUNC	OBJ	SJ	Description	Budget	Monthly Activity	FYTD Activity	Batch Activity	Amount	Available Funds
50R---	11--	----	----		1,200,000.00	1,425.48	1,200,085.57	0.00	0.00	-85.57
50R010	1230	0000	00 000000	Corp Pers Prop Tax	70,000.00	0.00	70,000.00	0.00	0.00	0.00
50R---	1230	0---	----		70,000.00	0.00	70,000.00	0.00	0.00	0.00
50R---	12--	----	----		70,000.00	0.00	70,000.00	0.00	0.00	0.00
50R010	1510	0000	00 000000	Earnings on Investments	3,000.00	356.51	5,370.90	0.00	0.00	-2,370.90
50R---	1510	0---	----		3,000.00	356.51	5,370.90	0.00	0.00	-2,370.90
50R---	15--	----	----		3,000.00	356.51	5,370.90	0.00	0.00	-2,370.90
50R010	7990	0000	00 000000	Other-WR Fund Balance	0.00	0.00	0.00	0.00	0.00	0.00
50R---	7990	0---	----		0.00	0.00	0.00	0.00	0.00	0.00
50R---	79--	----	----		0.00	0.00	0.00	0.00	0.00	0.00
5-R---	----	----	----		1,273,000.00	1,781.99	1,275,456.47	0.00	0.00	-2,456.47
60R010	1510	0000	00 000000	Cap Projects Int	1,500.00	78.07	884.17	0.00	0.00	615.83
60R---	1510	0---	----		1,500.00	78.07	884.17	0.00	0.00	615.83
60R---	15--	----	----		1,500.00	78.07	884.17	0.00	0.00	615.83
60R010	1983	0000	00 000000	School Fac Occp Sales Tax	815,000.00	168,212.99	721,336.03	0.00	0.00	93,663.97
60R---	1983	0---	----		815,000.00	168,212.99	721,336.03	0.00	0.00	93,663.97
60R010	1999	0000	01 000000	E-Rate Refund	0.00	0.00	0.00	0.00	0.00	0.00
60R---	1999	0---	----		0.00	0.00	0.00	0.00	0.00	0.00
60R---	19--	----	----		815,000.00	168,212.99	721,336.03	0.00	0.00	93,663.97
60R010	3925	0000	00 000000	State Maintenance Grant	0.00	0.00	0.00	0.00	0.00	0.00
60R---	3925	0---	----		0.00	0.00	0.00	0.00	0.00	0.00
60R---	39--	----	----		0.00	0.00	0.00	0.00	0.00	0.00
60R342	4999	0000	00 000000	ESSER II CONSTRUCTION REVENUE	750,000.00	0.00	0.00	0.00	0.00	750,000.00
60R343	4999	0000	00 000000	ESSER III CONSTRUCTION	4,000,000.00	0.00	917,362.00	0.00	0.00	3,082,638.00
60R---	4999	0---	----		4,750,000.00	0.00	917,362.00	0.00	0.00	3,832,638.00
60R---	49--	----	----		4,750,000.00	0.00	917,362.00	0.00	0.00	3,832,638.00
60R010	7110	0000	00 000000	Transfer of Working Cash	0.00	0.00	0.00	0.00	0.00	0.00
60R---	7110	0---	----		0.00	0.00	0.00	0.00	0.00	0.00
60R---	71--	----	----		0.00	0.00	0.00	0.00	0.00	0.00
60R010	7210	0000	00 000000	Bonds Sold	0.00	0.00	0.00	0.00	0.00	0.00
60R---	7210	0---	----		0.00	0.00	0.00	0.00	0.00	0.00
60R---	72--	----	----		0.00	0.00	0.00	0.00	0.00	0.00
60R010	7990	0000	00 000000	Other WR Fund Balance	0.00	0.00	0.00	0.00	0.00	0.00
60R---	7990	0---	----		0.00	0.00	0.00	0.00	0.00	0.00
60R---	79--	----	----		0.00	0.00	0.00	0.00	0.00	0.00
60R010	8990	0000	00 000000	Transfer to Fund Balance to LS	0.00	0.00	0.00	0.00	0.00	0.00
60R---	8990	0---	----		0.00	0.00	0.00	0.00	0.00	0.00
60R---	89--	----	----		0.00	0.00	0.00	0.00	0.00	0.00
6-R---	----	----	----		5,566,500.00	168,291.06	1,639,582.20	0.00	0.00	3,926,917.80
70R010	1115	0000	00 000000	Working Cash Levy	130,000.00	155.77	130,981.41	0.00	0.00	-981.41

Account Level				2022-23	January 2022-23	2022-23	2022-23	Encumbered	2022-23	
FDTLOC	FUNC	OBJ	SJ	Description	Budget	Monthly Activity	FYTD Activity	Batch Activity	Amount	Available Funds
70R---	1115	0---	--		130,000.00	155.77	130,981.41	0.00	0.00	-981.41
70R---	11--	----	--		130,000.00	155.77	130,981.41	0.00	0.00	-981.41
70R010	1510	0000	00 000000	Earnings on Investments	4,000.00	347.44	2,327.20	0.00	0.00	1,672.80
70R---	1510	0---	--		4,000.00	347.44	2,327.20	0.00	0.00	1,672.80
70R---	15--	----	--		4,000.00	347.44	2,327.20	0.00	0.00	1,672.80
70R010	7990	0000	00 000000	Other WR Fund Balance	0.00	0.00	0.00	0.00	0.00	0.00
70R---	7990	0---	--		0.00	0.00	0.00	0.00	0.00	0.00
70R---	79--	----	--		0.00	0.00	0.00	0.00	0.00	0.00
70R010	8110	0000	00 000000	Abatement of Working Cash	0.00	0.00	0.00	0.00	0.00	0.00
70R---	8110	0---	--		0.00	0.00	0.00	0.00	0.00	0.00
70R---	81--	----	--		0.00	0.00	0.00	0.00	0.00	0.00
7-R---	----	----	--		134,000.00	503.21	133,308.61	0.00	0.00	691.39
80R010	1120	0000	00 000000	TORT LEVY	1,340,000.00	1,592.85	1,341,013.36	0.00	0.00	-1,013.36
80R---	1120	0---	--		1,340,000.00	1,592.85	1,341,013.36	0.00	0.00	-1,013.36
80R---	11--	----	--		1,340,000.00	1,592.85	1,341,013.36	0.00	0.00	-1,013.36
80R010	1510	0000	00 000000	Tort Int	4,000.00	132.99	2,362.43	0.00	0.00	1,637.57
80R---	1510	0---	--		4,000.00	132.99	2,362.43	0.00	0.00	1,637.57
80R---	15--	----	--		4,000.00	132.99	2,362.43	0.00	0.00	1,637.57
80R010	1950	0000	00 000000	Refund of Prior yr Exp	0.00	0.00	16,668.00	0.00	0.00	-16,668.00
80R---	1950	0---	--		0.00	0.00	16,668.00	0.00	0.00	-16,668.00
80R---	19--	----	--		0.00	0.00	16,668.00	0.00	0.00	-16,668.00
80R010	7990	0000	00 000000	Other WR Fund Balance	0.00	0.00	0.00	0.00	0.00	0.00
80R---	7990	0---	--		0.00	0.00	0.00	0.00	0.00	0.00
80R---	79--	----	--		0.00	0.00	0.00	0.00	0.00	0.00
8-R---	----	----	--		1,344,000.00	1,725.84	1,360,043.79	0.00	0.00	-16,043.79
90R010	1118	0000	00 000000	Life Safety Levy	130,000.00	161.64	130,987.28	0.00	0.00	-987.28
90R---	1118	0---	--		130,000.00	161.64	130,987.28	0.00	0.00	-987.28
90R---	11--	----	--		130,000.00	161.64	130,987.28	0.00	0.00	-987.28
90R010	1510	0000	00 000000	Earnings on Investments	1,500.00	62.60	513.58	0.00	0.00	986.42
90R370	1510	0000	00 370000	L/S Bond Int	0.00	0.00	0.00	0.00	0.00	0.00
90R---	1510	0---	--		1,500.00	62.60	513.58	0.00	0.00	986.42
90R---	15--	----	--		1,500.00	62.60	513.58	0.00	0.00	986.42
90R010	1999	0000	00 000000	Life Safety Other Rev	0.00	0.00	0.00	0.00	0.00	0.00
90R---	1999	0---	--		0.00	0.00	0.00	0.00	0.00	0.00
90R---	19--	----	--		0.00	0.00	0.00	0.00	0.00	0.00
90R010	3925	0000	00 000000	State Maint Grant	0.00	0.00	0.00	0.00	0.00	0.00
90R---	3925	0---	--		0.00	0.00	0.00	0.00	0.00	0.00
90R---	39--	----	--		0.00	0.00	0.00	0.00	0.00	0.00
90R010	7990	0000	00 000000	Other WR Fund Balance	0.00	0.00	0.00	0.00	0.00	0.00
90R---	7990	0---	--		0.00	0.00	0.00	0.00	0.00	0.00

Account Level				2022-23	January 2022-23	2022-23	2022-23	Encumbered	2022-23	
FDTLOC	FUNC	OBJ	SJ	Description	Budget	Monthly Activity	FYTD Activity	Batch Activity	Amount	Available Funds
90R---	79--	----	--	-----	0.00	0.00	0.00	0.00	0.00	0.00
9-R---	----	----	--	-----	131,500.00	224.24	131,500.86	0.00	0.00	-0.86
--R---	----	----	--	-----	36,601,562.00	2,382,315.74	25,513,212.42	0.00	0.00	11,088,349.58
10E060	1100	1100	00	000000	Fine Arts Cert Sal	0.00	0.00	0.00	0.00	0.00
10E070	1100	1100	00	000000	21st Century Sal	0.00	0.00	0.00	0.00	0.00
10E340	1100	1100	00	000000	ESSER Instruction Salary	0.00	0.00	0.00	0.00	0.00
10E342	1100	1100	00	000000	ESSER II Instruction Salary	14,400.00	0.00	4,255.68	0.00	10,144.32
10E343	1100	1100	00	000000	ESSER III INSTRUCTION SALARY	235,000.00	32,667.99	126,302.20	0.00	108,697.80
10E470	1100	1100	00	470000	21st Century Grant Sal	175,000.00	9,952.50	70,611.80	0.00	104,388.20
10E030	1100	1110	00	000000	Fuel Up 60 Salaries	0.00	0.00	0.00	0.00	0.00
10E070	1100	1110	00	000000	21st Century TA/Aide Sal	0.00	0.00	0.00	0.00	0.00
10E343	1100	1110	00	000000	ESSER III AIDE/ASST SALARY	71,000.00	6,800.50	46,250.34	0.00	24,749.66
10E470	1100	1110	00	470000	21st Century Aide Sal	15,000.00	1,122.50	13,937.50	0.00	1,062.50
10E070	1100	1200	00	000000		0.00	0.00	0.00	0.00	0.00
10E190	1100	1200	00	190000	Title VI Rural Ed Sub Sal	0.00	0.00	0.00	0.00	0.00
10E340	1100	1200	00	340000	ESSER Instruction Sub Salary	0.00	280.00	505.00	0.00	-505.00
10E343	1100	1200	00	000000		0.00	0.00	0.00	0.00	0.00
10E343	1100	1210	00	000000		0.00	0.00	0.00	0.00	0.00
10E470	1100	1210	00	470000		0.00	0.00	130.00	0.00	-130.00
10E---	1100	1---	--	-----	510,400.00	50,823.49	261,992.52	0.00	0.00	248,407.48
10E343	1100	2100	00	000000		0.00	0.00	0.00	0.00	0.00
10E030	1100	2110	00	000000	Fuel Up 60 TRS	0.00	0.00	0.00	0.00	0.00
10E060	1100	2110	00	000000	Fine Arts TRS/THIS/NEC	0.00	0.00	0.00	0.00	0.00
10E070	1100	2110	00	000000	21st Century TRS	0.00	0.00	0.00	0.00	0.00
10E190	1100	2110	00	190000	Title VI Rural Ed TRS	0.00	0.00	0.00	0.00	0.00
10E340	1100	2110	00	000000		0.00	0.00	0.00	0.00	0.00
10E340	1100	2110	00	340000	ESSER Instrustion TRS	0.00	59.40	110.68	0.00	-110.68
10E342	1100	2110	00	000000	ESSER II Instruction TRS	2,987.00	0.00	924.53	0.00	2,062.47
10E343	1100	2110	00	000000	ESSER III INSTRUCTION TRS	50,000.00	7,051.24	28,625.31	0.00	21,374.69
10E470	1100	2110	00	470000	21st Century TRS	35,000.00	1,627.01	12,958.57	0.00	22,041.43
10E470	1100	2130	00	470000		0.00	0.00	0.00	0.00	0.00
10E070	1100	2200	00	000000		0.00	0.00	0.00	0.00	0.00
10E340	1100	2200	00	000000	ESSER Instruction Insurance	0.00	0.00	0.00	0.00	0.00
10E342	1100	2200	00	000000	ESSER II Insurance Benefit	0.00	0.00	0.00	0.00	0.00
10E343	1100	2200	00	000000	ESSER III INSTRUCT. INSURANCE	65,000.00	3,683.56	14,478.00	0.00	50,522.00
10E343	1100	2210	00	000000	ESSER III AIDE/ASST INSURANCE	0.00	0.00	0.00	0.00	0.00
10E---	1100	2---	--	-----	152,987.00	12,421.21	57,097.09	0.00	0.00	95,889.91
10E060	1100	3190	00	000000	Fine Arts Pur Serv	0.00	0.00	0.00	0.00	0.00
10E070	1100	3190	00	000000	21st Century Student Pur Serv	0.00	0.00	0.00	0.00	0.00
10E340	1100	3190	00	340000	ESSER Purchase Services	0.00	0.00	0.00	0.00	0.00

Account Level				2022-23	January 2022-23	2022-23	2022-23	Encumbered	2022-23		
FDTLOC	FUNC	OBJ	SJ	Description	Budget	Monthly Activity	FYTD Activity	Batch Activity	Amount	Available Funds	
10E342	1100	3190	00	000000	ESSER II Purchased Services	66,000.00	12,623.00	63,030.21	0.00	0.00	2,969.79
10E343	1100	3190	00	000000	ESSER III PURCHASED SERVICES	25,000.00	0.00	0.00	0.00	0.00	25,000.00
10E370	1100	3190	00	370000	Digital Equity Pur Serv	0.00	0.00	47,196.00	0.00	0.00	-47,196.00
10E470	1100	3190	00	470000	21st Century Pur Serv	15,000.00	1,381.50	9,274.50	0.00	0.00	5,725.50
10E680	1100	3190	00	680000	CarrieWinters Math/Sci Pur Ser	0.00	0.00	0.00	0.00	0.00	0.00
10E730	1100	3190	00	730000	JFF Purchased Services	0.00	1,275.00	5,432.00	0.00	0.00	-5,432.00
10E060	1100	3230	00	000000	Fine Art Rep Maint	0.00	0.00	0.00	0.00	0.00	0.00
10E730	1100	3320	00	730000	JFF Travel	0.00	0.00	0.00	0.00	0.00	0.00
10E---	1100	3---	--	-----		106,000.00	15,279.50	124,932.71	0.00	0.00	-18,932.71
10E030	1100	4100	00	000000	Fuel Up 60 Supplies	0.00	0.00	0.00	0.00	0.00	0.00
10E060	1100	4100	00	000000	Fine Arts Supplies	0.00	0.00	0.00	0.00	0.00	0.00
10E070	1100	4100	00	000000	21st Century supplies	0.00	0.00	-2,728.83	0.00	322.45	2,406.38
10E340	1100	4100	00	340000	ESSER Supplies	0.00	0.00	0.00	0.00	0.00	0.00
10E342	1100	4100	00	000000	ESSER II Supplies	7,816.00	0.00	3,517.39	0.00	0.00	4,298.61
10E343	1100	4100	00	000000	ESSER III SUPPLIES	25,000.00	0.00	411.81	0.00	0.00	24,588.19
10E345	1100	4100	00	345000	ARP McKinney Vento Supplies	2,671.00	0.00	762.47	0.00	480.29	1,428.24
10E370	1100	4100	00	370000	Digital Equity - Supplies	0.00	0.00	0.00	0.00	0.00	0.00
10E470	1100	4100	00	470000	21st Century Supplies	15,000.00	502.50	1,462.82	0.00	387.45	13,149.73
10E680	1100	4100	00	680000	CarrieWinters Math/Sci Supp	0.00	0.00	0.00	0.00	0.00	0.00
10E730	1100	4100	00	730000	JFF SUPPLIES	0.00	80.00	334.47	0.00	0.00	-334.47
10E---	1100	4---	--	-----		50,487.00	582.50	3,760.13	0.00	1,190.19	45,536.68
10E060	1100	5500	00	000000	Fine Arts Equip	0.00	0.00	0.00	0.00	0.00	0.00
10E190	1100	5500	00	190000	Title VI Rural Ed Equip	0.00	0.00	0.00	0.00	0.00	0.00
10E340	1100	5500	00	340000	ESSER Equipment	0.00	0.00	0.00	0.00	0.00	0.00
10E342	1100	5500	00	000000	ESSER II Equipment	56,000.00	0.00	0.00	0.00	0.00	56,000.00
10E370	1100	5500	00	370000	Digital Equity - Equipment	0.00	0.00	0.00	0.00	0.00	0.00
10E470	1100	5500	00	470000	21st Century Equip	0.00	0.00	0.00	0.00	0.00	0.00
10E---	1100	5---	--	-----		56,000.00	0.00	0.00	0.00	0.00	56,000.00
10E020	1110	1100	00	000000	RCES Teach Sal	2,370,000.00	186,241.14	1,291,267.61	0.00	0.00	1,078,732.39
10E030	1110	1100	00	000000	WRES Teach Sal	0.00	0.00	0.00	0.00	0.00	0.00
10E160	1110	1100	00	160000	Ed Jobs Fund Sal	0.00	0.00	0.00	0.00	0.00	0.00
10E020	1110	1110	00	000000	RCES Aide/TA Sal	25,000.00	0.00	0.00	0.00	0.00	25,000.00
10E030	1110	1110	00	000000	WRES Aid/TAR Sal	0.00	0.00	0.00	0.00	0.00	0.00
10E020	1110	1200	00	000000	RCES Sub Teach Sal	125,000.00	14,197.66	83,406.79	0.00	0.00	41,593.21
10E030	1110	1200	00	000000	WRES Sub Teach Sal	0.00	0.00	0.00	0.00	0.00	0.00
10E020	1110	1210	00	000000	RCES Sub Teach Aide Sal	1,000.00	420.00	7,313.00	0.00	0.00	-6,313.00
10E---	1110	1---	--	-----		2,521,000.00	200,858.80	1,381,987.40	0.00	0.00	1,139,012.60
10E020	1110	2110	00	000000	RCES TRS	240,000.00	19,653.03	157,858.14	0.00	0.00	82,141.86
10E030	1110	2110	00	000000	WRES TRS	0.00	0.00	0.00	0.00	0.00	0.00
10E160	1110	2110	00	160000	Ed Jobs Fund TRS	0.00	0.00	0.00	0.00	0.00	0.00

Account Level				2022-23	January 2022-23	2022-23	2022-23	Encumbered	2022-23	
FDTLOC	FUNC	OBJ	SJ	Description	Budget	Monthly Activity	FYTD Activity	Batch Activity	Amount	Available Funds
10E020	1110	2130	00 000000	RCES	0.00	0.00	0.00	0.00	0.00	0.00
10E020	1110	2200	00 000000	RCES Ins Benefit	272,500.00	19,016.18	208,824.58	0.00	0.00	63,675.42
10E030	1110	2200	00 000000	WRES Ins Ben	0.00	0.00	0.00	0.00	0.00	0.00
10E160	1110	2200	00 160000	Ed Jobs Fund Ben	0.00	0.00	0.00	0.00	0.00	0.00
10E---	1110	2---	-- -----		512,500.00	38,669.21	366,682.72	0.00	0.00	145,817.28
10E020	1110	3190	00 000000	RCES Pur Ser Agreements	30,000.00	2,000.49	35,046.69	0.00	149.00	-5,195.69
10E030	1110	3190	00 000000	WRES Pur Serv	0.00	0.00	0.00	0.00	0.00	0.00
10E670	1110	3190	00 000000	Tiger Safari Pur Serv	0.00	0.00	0.00	0.00	0.00	0.00
10E020	1110	3230	00 000000	RCES Repair/Maintenance	500.00	0.00	31.53	0.00	0.00	468.47
10E020	1110	3230	61 000000	RCES Computer Rep/Maint	500.00	0.00	0.00	0.00	0.00	500.00
10E030	1110	3230	00 000000	WRES Rep.Main	0.00	0.00	0.00	0.00	0.00	0.00
10E030	1110	3230	61 000000	WRES Computer Rep/Maint	0.00	0.00	0.00	0.00	0.00	0.00
10E020	1110	3240	00 000000	RCES Copier Repair	2,500.00	48.00	674.00	0.00	1,374.00	452.00
10E030	1110	3240	00 000000	WRES Copier Rep Maint	0.00	0.00	0.00	0.00	0.00	0.00
10E020	1110	3260	00 000000	RCES Postage	6,000.00	0.00	0.00	0.00	0.00	6,000.00
10E030	1110	3260	00 000000	WRES Postage	0.00	0.00	0.00	0.00	0.00	0.00
10E020	1110	3320	00 000000	RCES Travel	500.00	0.00	0.00	0.00	0.00	500.00
10E030	1110	3320	00 000000	WRES TRAVEL	0.00	0.00	0.00	0.00	0.00	0.00
10E020	1110	3400	00 000000	RCES Internet	0.00	0.00	0.00	0.00	0.00	0.00
10E030	1110	3400	00 000000	WRES Internet	0.00	0.00	0.00	0.00	0.00	0.00
10E---	1110	3---	-- -----		40,000.00	2,048.49	35,752.22	0.00	1,523.00	2,724.78
10E020	1110	4100	00 000000	RCES Supplies	43,500.00	339.47	57,052.43	0.00	2,649.03	-16,201.46
10E020	1110	4100	02 000000	RCES Art Supplies	7,165.00	0.00	2,768.85	0.00	126.47	4,269.68
10E020	1110	4100	05 000000	RCES Read 180 Supp	0.00	0.00	0.00	0.00	0.00	0.00
10E020	1110	4100	06 000000	RCES Spanish Supplies	0.00	0.00	0.00	0.00	0.00	0.00
10E020	1110	4100	12 000000	RCES Music Supplies	1,500.00	0.00	1,346.21	0.00	114.27	39.52
10E020	1110	4100	13 000000	RCES Science Supp	5,000.00	40.68	2,037.31	0.00	352.08	2,610.61
10E020	1110	4100	50 000000	RCES PE Supplies	1,300.00	0.00	1,270.83	0.00	0.00	29.17
10E020	1110	4100	61 000000	RCES Computer Supplies	6,000.00	372.26	2,298.11	0.00	2,132.95	1,568.94
10E030	1110	4100	00 000000	WRES Supplies	0.00	0.00	0.00	0.00	0.00	0.00
10E030	1110	4100	02 000000	WRES Art Supp	0.00	0.00	0.00	0.00	0.00	0.00
10E030	1110	4100	12 000000	WRES Music Supp	0.00	0.00	0.00	0.00	0.00	0.00
10E030	1110	4100	50 000000	WRES PE Supp	0.00	0.00	0.00	0.00	0.00	0.00
10E030	1110	4100	61 000000	WRES Computer Supp	0.00	0.00	0.00	0.00	0.00	0.00
10E190	1110	4100	00 190000	Title VI Rural Ed Supp	0.00	0.00	0.00	0.00	0.00	0.00
10E270	1110	4100	00 270000	Title I S&A Supplies	0.00	0.00	0.00	0.00	0.00	0.00
10E670	1110	4100	00 670000	Tiger Safari Supp	0.00	0.00	0.00	0.00	0.00	0.00
10E020	1110	4110	00 000000	RCES Instructional Supp	200.00	0.00	0.00	0.00	0.00	200.00
10E020	1110	4130	00 000000	RCES ID Badge Supp	0.00	0.00	0.00	0.00	0.00	0.00
10E020	1110	4200	00 000000	RCES New Textbooks	1,000.00	0.00	0.00	0.00	0.00	1,000.00

Account Level				2022-23	January 2022-23	2022-23	2022-23	Encumbered	2022-23	
FDTLOC	FUNC	OBJ	SJ	Description	Budget	Monthly Activity	FYTD Activity	Batch Activity	Amount	Available Funds
10E030	1110	4200	00 000000	WRES New Textbooks	0.00	0.00	0.00	0.00	0.00	0.00
10E020	1110	4210	00 000000	RCES Replacement Textbks	250.00	0.00	0.00	0.00	0.00	250.00
10E030	1110	4210	00 000000	WRES Replacement Textbooks	0.00	0.00	0.00	0.00	0.00	0.00
10E020	1110	4220	00 000000	RCES Workbooks	0.00	0.00	0.00	0.00	0.00	0.00
10E030	1110	4220	00 000000	WRES Workbooks	0.00	0.00	0.00	0.00	0.00	0.00
10E020	1110	4240	00 000000	RCES Copier Paper/Toner	9,000.00	660.00	8,132.95	0.00	1,867.05	-1,000.00
10E030	1110	4240	00 000000	WRES Copier Paper/Toner	0.00	0.00	0.00	0.00	0.00	0.00
10E020	1110	4250	00 000000	RCES Copier Parts	8,000.00	98.00	2,520.00	0.00	5,014.00	466.00
10E030	1110	4250	00 000000	WRES Copier Parts	0.00	0.00	0.00	0.00	0.00	0.00
10E020	1110	4700	00 000000	RCES Software	10,000.00	0.00	4,444.00	0.00	1,999.99	3,556.01
10E030	1110	4700	00 000000	WRES Software	0.00	0.00	0.00	0.00	0.00	0.00
10E---	1110	4---	-- -----		92,915.00	1,510.41	81,870.69	0.00	14,255.84	-3,211.53
10E020	1110	5500	00 000000	RCES Equipment	7,500.00	0.00	8,261.99	0.00	0.00	-761.99
10E020	1110	5500	61 000000	RCES Computer Equipment	0.00	0.00	599.99	0.00	0.00	-599.99
10E030	1110	5500	00 000000	WRES Equip	0.00	0.00	0.00	0.00	0.00	0.00
10E030	1110	5500	61 000000	WRES Computer Equip	0.00	0.00	0.00	0.00	0.00	0.00
10E---	1110	5---	-- -----		7,500.00	0.00	8,861.98	0.00	0.00	-1,361.98
10E040	1120	1100	00 000000	RCMS Teach Sal	1,450,000.00	117,281.46	753,606.64	0.00	0.00	696,393.36
10E160	1120	1100	00 160000	Ed Jobs Fund Sal	0.00	0.00	0.00	0.00	0.00	0.00
10E040	1120	1110	00 000000	RCMS TA/Aide Sal	50,000.00	6,002.72	30,013.60	0.00	0.00	19,986.40
10E040	1120	1200	00 000000	RCMS Sub Teach Sal	40,000.00	5,488.61	24,913.50	0.00	0.00	15,086.50
10E040	1120	1210	00 000000	RCMS Sub TA/Aide Sal	500.00	105.00	847.00	0.00	0.00	-347.00
10E040	1120	1400	00 000000	Bass Tutoring Salary	0.00	0.00	0.00	0.00	0.00	0.00
10E---	1120	1---	-- -----		1,540,500.00	128,877.79	809,380.74	0.00	0.00	731,119.26
10E040	1120	2110	00 000000	RCMS TRS	145,000.00	13,322.55	93,808.55	0.00	0.00	51,191.45
10E160	1120	2110	00 160000	Ed Jobs Fund TRS	0.00	0.00	0.00	0.00	0.00	0.00
10E040	1120	2130	00 000000		0.00	0.00	0.00	0.00	0.00	0.00
10E160	1120	2130	00 160000		0.00	0.00	0.00	0.00	0.00	0.00
10E040	1120	2200	00 000000	RCMS Ins Benefit	230,000.00	14,515.34	145,707.84	0.00	0.00	84,292.16
10E160	1120	2200	00 160000	Ed Jobs Fund Ben	0.00	0.00	0.00	0.00	0.00	0.00
10E---	1120	2---	-- -----		375,000.00	27,837.89	239,516.39	0.00	0.00	135,483.61
10E040	1120	3190	00 000000	RCMS Pur Serv Agreements	23,350.00	1,636.20	11,938.05	0.00	149.00	11,262.95
10E040	1120	3190	05 000000	RCMS Lang Arts Purchase Servic	0.00	0.00	0.00	0.00	0.00	0.00
10E040	1120	3190	11 000000	RCMS Math Pur Serv	0.00	0.00	0.00	0.00	0.00	0.00
10E040	1120	3190	61 000000	RCMS Comp Pur Serv	0.00	0.00	0.00	0.00	0.00	0.00
10E730	1120	3190	00 730000	JFF Tech Pur Serv	0.00	0.00	0.00	0.00	0.00	0.00
10E040	1120	3230	00 000000	RCMS Repair/Maintenance	0.00	0.00	0.00	0.00	0.00	0.00
10E040	1120	3230	61 000000	RCMS Computer Rep/Maint	1,500.00	0.00	0.00	0.00	0.00	1,500.00
10E040	1120	3240	00 000000	RCMS Copier Repair ONLY	400.00	0.00	0.00	0.00	0.00	400.00
10E040	1120	3260	00 000000	RCMS Postage	3,000.00	0.00	0.00	0.00	0.00	3,000.00

Account Level				2022-23	January 2022-23	2022-23	2022-23	Encumbered	2022-23	
FDTLOC	FUNC	OBJ	SJ	Description	Budget	Monthly Activity	FYTD Activity	Batch Activity	Amount	Available Funds
10E040	1120	3320	00 000000	RCMS Travel	100.00	0.00	0.00	0.00	0.00	100.00
10E040	1120	3400	00 000000	RCMS Internet	0.00	0.00	0.00	0.00	0.00	0.00
10E---	1120	3---	-- -----		28,350.00	1,636.20	11,938.05	0.00	149.00	16,262.95
10E040	1120	4100	00 000000	RCMS Gen Classroom Supp	3,500.00	62.36	1,678.25	0.00	795.38	1,026.37
10E040	1120	4100	02 000000	RCMS Art Supplies	2,000.00	994.78	1,727.88	0.00	29.84	242.28
10E040	1120	4100	05 000000	RCMS Lang Art Supp	650.00	0.00	0.00	0.00	0.00	650.00
10E040	1120	4100	08 000000	RCMS Health Class Supp	0.00	0.00	0.00	0.00	0.00	0.00
10E040	1120	4100	10 000000	RCMS Enrichment Class Supplies	250.00	0.00	0.00	0.00	0.00	250.00
10E040	1120	4100	11 000000	RCMS Math Supplies	1,000.00	311.40	311.40	0.00	0.00	688.60
10E040	1120	4100	12 000000	RCMS Band Supp	2,400.00	380.81	2,741.00	-341.00	0.00	0.00
10E040	1120	4100	13 000000	RCMS Science Supplies	2,000.00	87.32	681.07	0.00	267.06	1,051.87
10E040	1120	4100	15 000000	RCMS Social Studies Supp	1,050.00	0.00	324.99	0.00	0.00	725.01
10E040	1120	4100	50 000000	RCMS PE Supplies	1,300.00	0.00	0.00	0.00	0.00	1,300.00
10E040	1120	4100	61 000000	RCMS Computer Supplies	11,650.00	261.34	1,701.40	0.00	126.00	9,822.60
10E040	1120	4100	80 000000	RCMS Chorus Supp	0.00	0.00	0.00	0.00	0.00	0.00
10E120	1120	4100	00 120000	Laptop Grant Instruc Supplies	0.00	0.00	0.00	0.00	0.00	0.00
10E170	1120	4100	00 170000	NCTM Math Supp	0.00	0.00	0.00	0.00	0.00	0.00
10E730	1120	4100	00 730000	JFF Tech Supp	0.00	0.00	0.00	0.00	0.00	0.00
10E040	1120	4110	00 000000	RCMS Intergraded Supp	0.00	0.00	0.00	0.00	0.00	0.00
10E040	1120	4120	00 000000	RCMS Read 180 Supplies	0.00	0.00	0.00	0.00	0.00	0.00
10E040	1120	4130	00 000000	RCMS ID Badge Supplies	0.00	0.00	0.00	0.00	0.00	0.00
10E040	1120	4200	00 000000	RCMS New Textbooks	0.00	0.00	0.00	0.00	0.00	0.00
10E040	1120	4210	00 000000	RCMS Replace Textbooks	1,135.00	0.00	0.00	0.00	0.00	1,135.00
10E040	1120	4220	00 000000	RCMS Workbooks	0.00	0.00	0.00	0.00	0.00	0.00
10E040	1120	4230	00 000000	RCMS A.R. Books	0.00	0.00	0.00	0.00	0.00	0.00
10E040	1120	4240	00 000000	RCMS Copier Riso Ppr/Tnr	5,000.00	0.00	89.00	0.00	1,755.00	3,156.00
10E040	1120	4700	00 000000	RCMS Software	5,300.00	0.00	0.00	0.00	0.00	5,300.00
10E120	1120	4700	00 120000	Laptop Grant Software	0.00	0.00	0.00	0.00	0.00	0.00
10E040	1120	4900	00 000000	RCMS PE Locks	0.00	0.00	0.00	0.00	0.00	0.00
10E040	1120	4910	00 000000	RCMS PE Uniforms	7,500.00	0.00	7,345.00	0.00	0.00	155.00
10E---	1120	4---	-- -----		44,735.00	2,098.01	16,599.99	-341.00	2,973.28	25,502.73
10E040	1120	5500	00 000000	RCMS Equipment	6,150.00	0.00	0.00	0.00	0.00	6,150.00
10E040	1120	5500	50 000000	RCMS PE Equipment	0.00	0.00	0.00	0.00	0.00	0.00
10E040	1120	5500	61 000000	RCMS Computer Equipment	2,000.00	0.00	0.00	0.00	0.00	2,000.00
10E040	1120	5500	80 000000	RCMS Band & Chorus Equip	2,400.00	0.00	2,059.00	341.00	0.00	0.00
10E120	1120	5500	00 120000	Laptop Grant Equipment	0.00	0.00	0.00	0.00	0.00	0.00
10E730	1120	5500	00 730000	JFF Tech Equip	0.00	0.00	0.00	0.00	0.00	0.00
10E---	1120	5---	-- -----		10,550.00	0.00	2,059.00	341.00	0.00	8,150.00
10E110	1125	1100	00 110000	Pre K Teacher Salary	215,823.00	30,460.07	129,479.43	0.00	0.00	86,343.57
10E210	1125	1100	00 210000	Roe Pre K Teach Salary	0.00	0.00	0.00	0.00	0.00	0.00

Account Level				2022-23	January 2022-23	2022-23	2022-23	Encumbered	2022-23	
FDTLOC	FUNC	OBJ	SJ	Description	Budget	Monthly Activity	FYTD Activity	Batch Activity	Amount	Available Funds
10E510	1125	1100	00	510000	Pre K Teacher Salary	36,500.00	0.00	0.00	0.00	36,500.00
10E110	1125	1110	00	110000	Pre K Aide Salary	133,627.00	16,112.12	60,548.68	0.00	73,078.32
10E210	1125	1110	00	210000	ROE Pre K Aide Salary	0.00	0.00	0.00	0.00	0.00
10E510	1125	1110	00	510000	Pre K Aide Salary	15,000.00	0.00	0.00	0.00	15,000.00
10E110	1125	1200	00	110000	Pre K Sub Teach Salary	4,200.00	1,090.00	4,475.00	0.00	-275.00
10E210	1125	1200	00	210000	ROE Pre K Sub Teach Sal	0.00	0.00	0.00	0.00	0.00
10E510	1125	1200	00	510000	Pre K Sub Teach Salary	0.00	0.00	0.00	0.00	0.00
10E110	1125	1210	00	110000	Pre K Sub Aide Salary	4,200.00	0.00	1,162.00	0.00	3,038.00
10E210	1125	1210	00	210000	ROE Pre K Sub Aide Sal	0.00	0.00	0.00	0.00	0.00
10E510	1125	1210	00	510000	Pre K Sub Aide Salary	0.00	0.00	0.00	0.00	0.00
10E---	1125	1---	--	-----						
10E---	1125	1---	--	-----	409,350.00	47,662.19	195,665.11	0.00	0.00	213,684.89
10E110	1125	2110	00	110000	Pre K TRS	23,644.00	5,272.78	17,146.78	0.00	6,497.22
10E210	1125	2110	00	210000	ROE Pre K TRS	0.00	0.00	0.00	0.00	0.00
10E510	1125	2110	00	510000	Pre K TRS	3,650.00	0.00	0.00	0.00	3,650.00
10E110	1125	2130	00	110000		0.00	0.00	0.00	0.00	0.00
10E210	1125	2130	00	210000		0.00	0.00	0.00	0.00	0.00
10E110	1125	2200	00	110000	Pre K Ins Ben	45,000.00	4,820.34	47,175.78	0.00	-2,175.78
10E210	1125	2200	00	210000	ROE Pre K Ins Ben	0.00	0.00	0.00	0.00	0.00
10E510	1125	2200	00	510000	Pre K Ins Ben	10,000.00	0.00	-2,677.33	0.00	12,677.33
10E---	1125	2---	--	-----						
10E---	1125	2---	--	-----	82,294.00	10,093.12	61,645.23	0.00	0.00	20,648.77
10E110	1125	3190	00	110000	Pre K Pur Serv	1,990.00	0.00	1,990.00	0.00	0.00
10E510	1125	3190	00	510000	Pre K Pur Serv	0.00	0.00	0.00	0.00	0.00
10E---	1125	3---	--	-----						
10E---	1125	3---	--	-----	1,990.00	0.00	1,990.00	0.00	0.00	0.00
10E110	1125	4100	00	110000	Pre K Supplies	7,500.00	0.00	4,602.71	0.00	2,897.29
10E210	1125	4100	00	210000	ROE Pre K Supplies	0.00	0.00	0.00	0.00	0.00
10E510	1125	4100	00	510000	Pre K Supplies	0.00	0.00	0.00	616.00	-616.00
10E---	1125	4---	--	-----						
10E---	1125	4---	--	-----	7,500.00	0.00	4,602.71	0.00	616.00	2,281.29
10E110	1125	5500	00	110000	Pre K Equip	1,700.00	0.00	0.00	0.00	1,700.00
10E510	1125	5500	00	510000	Pre K Equip	0.00	0.00	0.00	0.00	0.00
10E---	1125	5---	--	-----						
10E---	1125	5---	--	-----	1,700.00	0.00	0.00	0.00	0.00	1,700.00
10E510	1125	6900	00	510000	Refund of PreK Proceeds	0.00	0.00	0.00	0.00	0.00
10E---	1125	6---	--	-----						
10E---	1125	6---	--	-----	0.00	0.00	0.00	0.00	0.00	0.00
10E050	1130	1100	00	000000	RCHS Teacher Salary	1,575,000.00	136,755.54	835,615.78	0.00	739,384.22
10E160	1130	1100	00	160000	Ed Jobs Fund Sal	0.00	0.00	0.00	0.00	0.00
10E050	1130	1110	00	000000	RCHS Aide/Asst Sal	26,000.00	2,590.00	12,950.00	0.00	13,050.00
10E050	1130	1200	00	000000	RCHS Sub Teach Sal	55,000.00	3,195.00	18,854.15	0.00	36,145.85
10E050	1130	1210	00	000000	RCHS Sub Aide/Asst Sal	0.00	0.00	0.00	0.00	0.00
10E050	1130	1300	00	000000	RCHS Remedial Tutoring	0.00	0.00	0.00	0.00	0.00
10E---	1130	1---	--	-----						
10E---	1130	1---	--	-----	1,656,000.00	142,540.54	867,419.93	0.00	0.00	788,580.07
10E050	1130	2110	00	000000	RCHS Teach TRS	157,500.00	15,491.04	105,432.82	0.00	52,067.18

Account Level				2022-23	January 2022-23	2022-23	2022-23	Encumbered	2022-23	
FDTLOC	FUNC	OBJ	SJ	Description	Budget	Monthly Activity	FYTD Activity	Batch Activity	Amount	Available Funds
10E160	1130	2110	00	160000	Ed Jobs Fund TRS	0.00	0.00	0.00	0.00	0.00
10E050	1130	2200	00	000000	RCHS Ins Benefit	262,000.00	18,356.34	179,813.37	0.00	82,186.63
10E160	1130	2200	00	160000	Ed Jobs Fund Ben	0.00	0.00	0.00	0.00	0.00
10E---	1130	2---	--	-----		419,500.00	33,847.38	285,246.19	0.00	134,253.81
10E050	1130	3190	00	000000	RCHS Purchase Serv	25,000.00	-12,623.00	12,176.26	0.00	149.00
10E050	1130	3190	06	000000	RCHS Foreign Lang P/S	845.00	0.00	1,946.61	0.00	-1,101.61
10E050	1130	3190	12	000000	RCHS Vocal Music Pur Ser	1,510.00	0.00	470.34	0.00	782.00
10E050	1130	3190	13	000000	RCHS Science Pur Serv	95.00	0.00	0.00	0.00	95.00
10E050	1130	3190	50	000000	RCHS PE Purchase Serv	0.00	0.00	0.00	0.00	0.00
10E050	1130	3190	60	000000	RCHS Ren Scholarship	1,000.00	0.00	0.00	0.00	1,000.00
10E050	1130	3190	80	000000	RCHS Instr Music Pur Ser	6,026.00	1,182.00	5,430.34	0.00	589.00
10E290	1130	3190	00	290000	JFF Bio Med Purchase Service	0.00	0.00	0.00	0.00	0.00
10E050	1130	3230	00	000000	RCHS Repair/Maint	750.00	0.00	0.00	0.00	750.00
10E050	1130	3230	02	000000	RCHS Art Rep/Maint	0.00	0.00	0.00	0.00	0.00
10E050	1130	3230	13	000000	RCHS Science Rep/Maint	500.00	0.00	0.00	0.00	500.00
10E050	1130	3230	61	000000	RCHS Computer Rep/Maint	2,000.00	0.00	0.00	0.00	2,000.00
10E050	1130	3230	80	000000	RCHS Instr Mus Rep/Maint	3,355.00	295.00	2,540.00	0.00	815.00
10E050	1130	3240	00	000000	RCHS Copier Repair Only	2,000.00	0.00	238.00	0.00	1,762.00
10E050	1130	3260	00	000000	RCHS Postage	8,000.00	0.00	0.00	0.00	8,000.00
10E050	1130	3310	80	000000	RCHS Summer Band Trip	1,300.00	0.00	1,295.00	0.00	5.00
10E050	1130	3320	00	000000	RCHS Travel	2,000.00	1,233.60	1,247.64	0.00	752.36
10E050	1130	3320	12	000000	RCHS Vocal Travel	200.00	0.00	0.00	0.00	200.00
10E050	1130	3320	80	000000	RCHS Band Travel	1,100.00	0.00	0.00	0.00	1,100.00
10E050	1130	3400	00	000000	RCHS Internet	5,000.00	0.00	0.00	0.00	5,000.00
10E---	1130	3---	--	-----		60,681.00	-9,912.40	25,344.19	0.00	2,335.00
10E050	1130	4100	00	000000	RCHS Gen Clsrm Supplies	10,000.00	0.00	3,509.99	-19.77	0.00
10E050	1130	4100	02	000000	RCHS Art Supplies	5,400.00	189.02	4,565.93	0.00	681.27
10E050	1130	4100	04	000000	RCHS Yearbook Supplies	1,500.00	0.00	0.00	0.00	1,500.00
10E050	1130	4100	05	000000	RCHS Drama	800.00	0.00	485.34	0.00	314.66
10E050	1130	4100	06	000000	RCHS Foreign Lang Supp	155.00	0.00	739.79	0.00	3.14
10E050	1130	4100	08	000000	RCHS Health Supplies	245.00	0.00	0.00	0.00	245.00
10E050	1130	4100	11	000000	RCHS Math Supplies	2,900.00	0.00	889.38	500.00	410.38
10E050	1130	4100	12	000000	RCHS Vocal Music Supp	1,190.00	0.00	1,054.91	0.00	767.79
10E050	1130	4100	13	000000	RCHS Science Supplies	6,350.00	604.79	2,050.81	300.00	454.41
10E050	1130	4100	15	000000	RCHS Social Studies Supp	1,215.00	0.00	971.85	0.00	0.00
10E050	1130	4100	28	000000	RCHS Communications Supp	810.00	0.00	92.38	0.00	0.00
10E050	1130	4100	50	000000	RCHS PE Supplies	3,000.00	13.88	1,307.20	0.00	0.00
10E050	1130	4100	60	000000	RCHS Renaissance Supp	3,000.00	0.00	0.00	0.00	3,000.00
10E050	1130	4100	61	000000	RCHS Computer Supplies	5,000.00	83.40	1,919.81	0.00	3,250.21
10E050	1130	4100	80	000000	RCHS Instrum Music Supp	1,214.00	0.00	434.93	0.00	1,967.00

Account Level				2022-23	January 2022-23	2022-23	2022-23	Encumbered	2022-23	
FDTLOC	FUNC	OBJ	SJ	Description	Budget	Monthly Activity	FYTD Activity	Batch Activity	Amount	Available Funds
10E050	1130	4100	90	000000	RCHS Transition	0.00	0.00	0.00	0.00	0.00
10E290	1130	4100	00	290000	JFF Bio Med	0.00	0.00	0.00	0.00	0.00
10E050	1130	4120	00	000000	RCHS Read 180 Supplies	0.00	0.00	0.00	0.00	0.00
10E050	1130	4130	00	000000	RCHS ID Badge Supplies	0.00	0.00	0.00	0.00	0.00
10E050	1130	4140	00	000000	RCHS Temp Badge Supp	0.00	0.00	0.00	0.00	0.00
10E050	1130	4200	00	000000	RCHS New Textbooks	5,000.00	0.00	749.25	0.00	4,250.75
10E050	1130	4210	00	000000	RCHS Replacement Textbks	1,500.00	0.00	0.00	0.00	1,500.00
10E050	1130	4220	00	000000	RCHS Workbooks	5,500.00	0.00	0.00	0.00	5,500.00
10E050	1130	4240	00	000000	RCHS Copier Paper/Toner	2,000.00	0.00	1,230.93	0.00	769.07
10E050	1130	4400	06	000000	RCHS Foreign Language Subscrpt	0.00	0.00	0.00	0.00	0.00
10E050	1130	4700	00	000000	RCHS Software	2,500.00	0.00	0.00	0.00	2,500.00
10E050	1130	4900	00	000000	RCHS Student Locks	0.00	0.00	0.00	0.00	0.00
10E050	1130	4910	00	000000	RCHS PE Uniforms	9,550.00	940.00	7,443.00	0.00	2,107.00
10E---	1130	4---	--	-----	68,829.00	1,831.09	27,445.50	780.23	7,534.20	33,069.07
10E050	1130	5500	00	000000	RCHS Equipment	10,000.00	0.00	0.00	0.00	10,000.00
10E050	1130	5500	02	000000	RCHS Art Equipment	2,500.00	0.00	0.00	0.00	2,500.00
10E050	1130	5500	61	000000	RCHS Computer Equipment	2,000.00	0.00	0.00	2,291.99	-291.99
10E050	1130	5500	80	000000	RCHS Instru Music Equipment	3,125.00	0.00	1,600.00	0.00	1,525.00
10E---	1130	5---	--	-----	17,625.00	0.00	1,600.00	0.00	2,291.99	13,733.01
10E570	1140	1110	00	570000	Reading Improv TA Sal	0.00	0.00	0.00	0.00	0.00
10E---	1140	1---	--	-----	0.00	0.00	0.00	0.00	0.00	0.00
10E570	1140	2200	00	570000	Reading Improv Ins Ben Prior	0.00	0.00	0.00	0.00	0.00
10E---	1140	2---	--	-----	0.00	0.00	0.00	0.00	0.00	0.00
10E570	1140	4200	00	570000	Reading Improv Books	0.00	0.00	0.00	0.00	0.00
10E---	1140	4---	--	-----	0.00	0.00	0.00	0.00	0.00	0.00
10E330	1170	1100	00	330000	Title II Teach Qual Salary	73,500.00	9,834.34	47,305.45	0.00	26,194.55
10E530	1170	1100	00	530000	Title II Teach Sal	0.00	0.00	5,979.32	0.00	-5,979.32
10E330	1170	1200	00	330000	Title II sub salary	2,000.00	0.00	240.00	0.00	1,760.00
10E530	1170	1200	00	530000	Title II sub salary	0.00	0.00	0.00	0.00	0.00
10E---	1170	1---	--	-----	75,500.00	9,834.34	53,524.77	0.00	0.00	21,975.23
10E330	1170	2110	00	330000	Title II Teach Qual TRS	16,700.00	1,538.07	7,262.25	0.00	9,437.75
10E530	1170	2110	00	530000	Title II Teach TRS	0.00	0.00	1,362.88	0.00	-1,362.88
10E330	1170	2200	00	330000	Title II Teach Qual Ins Benefi	24.00	734.00	3,304.00	0.00	-3,280.00
10E530	1170	2200	00	530000	Title II Ins Ben	0.00	0.00	2.00	0.00	-2.00
10E---	1170	2---	--	-----	16,724.00	2,272.07	11,931.13	0.00	0.00	4,792.87
10E710	1180	3190	00	710000	Elementary Careers Purchase Se	0.00	0.00	0.00	0.00	0.00
10E---	1180	3---	--	-----	0.00	0.00	0.00	0.00	0.00	0.00
10E710	1180	4100	00	710000	Elementary Career Supplies	0.00	892.60	1,392.29	37.15	112.38
10E---	1180	4---	--	-----	0.00	892.60	1,392.29	37.15	112.38	-1,541.82
10E---	11--	----	--	-----	8,866,617.00	721,704.43	4,940,238.68	817.38	32,980.88	3,892,580.06

Account Level				2022-23	January 2022-23	2022-23	2022-23	Encumbered	2022-23	
FDTLOC	FUNC	OBJ	SJ	Description	Budget	Monthly Activity	FYTD Activity	Batch Activity	Amount	Available Funds
10E140	1203	1100	00	140000	EMH Teacher Sal	0.00	0.00	0.00	0.00	0.00
10E140	1203	1110	00	140000	EMH Aide/Asst Sal	0.00	0.00	0.00	0.00	0.00
10E140	1203	1200	00	140000	EMH Sub Teach Sal	0.00	0.00	0.00	0.00	0.00
10E140	1203	1210	00	140000	EMH Sub Aide/Asst Sal	0.00	0.00	0.00	0.00	0.00
10E---	1203	1---	--	-----		0.00	0.00	0.00	0.00	0.00
10E140	1203	2110	00	140000	EMH Teacher TRS	0.00	0.00	0.00	0.00	0.00
10E140	1203	2200	00	140000	EMH Insurance Ben	0.00	0.00	0.00	0.00	0.00
10E---	1203	2---	--	-----		0.00	0.00	0.00	0.00	0.00
10E920	1203	3320	00	920000	EMH Travel	0.00	0.00	0.00	0.00	0.00
10E---	1203	3---	--	-----		0.00	0.00	0.00	0.00	0.00
10E920	1203	4100	00	920000	EMH Supplies	0.00	0.00	0.00	0.00	0.00
10E920	1203	4200	00	920000	EMH Textbks	0.00	0.00	0.00	0.00	0.00
10E920	1203	4220	00	920000	EMH Workbooks	0.00	0.00	0.00	0.00	0.00
10E---	1203	4---	--	-----		0.00	0.00	0.00	0.00	0.00
10E920	1203	5500	00	920000	EMH Equipment	0.00	0.00	0.00	0.00	0.00
10E---	1203	5---	--	-----		0.00	0.00	0.00	0.00	0.00
10E140	1204	1110	00	140000	Prsnl Aide/Asst Sal	290,000.00	20,883.16	126,196.87	0.00	163,803.13
10E140	1204	1200	00	140000		0.00	0.00	0.00	0.00	0.00
10E140	1204	1210	00	140000	Prsnl Aide/Ast Sub Sal	5,000.00	1,680.00	5,922.50	0.00	-922.50
10E---	1204	1---	--	-----		295,000.00	22,563.16	132,119.37	0.00	162,880.63
10E140	1204	2110	00	140000	Prsnl Aide/Ast TRS	0.00	0.00	6.00	0.00	-6.00
10E140	1204	2130	00	140000	Prsnl Aide FICA	0.00	0.00	0.00	0.00	0.00
10E140	1204	2200	00	140000	Prsnl Aide/Ast Ins Ben	19,000.00	2,542.36	12,170.90	0.00	6,829.10
10E---	1204	2---	--	-----		19,000.00	2,542.36	12,176.90	0.00	6,823.10
10E920	1204	4100	00	920000	Ind Supp 504 status	500.00	0.00	0.00	0.00	500.00
10E---	1204	4---	--	-----		500.00	0.00	0.00	0.00	500.00
10E920	1204	5500	00	920000	Ind Equip 504 Status	1,000.00	0.00	0.00	0.00	1,000.00
10E---	1204	5---	--	-----		1,000.00	0.00	0.00	0.00	1,000.00
10E140	1205	1100	00	140000	LD Teacher Sal	195,000.00	23,474.61	150,090.17	0.00	44,909.83
10E140	1205	1110	00	140000	LD Aide/Asst Sal	0.00	0.00	0.00	0.00	0.00
10E140	1205	1200	00	140000	LD Sub Teacher Sal	2,000.00	500.00	4,100.80	0.00	-2,100.80
10E140	1205	1210	00	140000	LD Sub Aide/Asst Sal	0.00	0.00	0.00	0.00	0.00
10E140	1205	1300	00	140000	Late Stay Salaries	1,500.00	0.00	209.31	0.00	1,290.69
10E---	1205	1---	--	-----		198,500.00	23,974.61	154,400.28	0.00	44,099.72
10E140	1205	2110	00	140000	LD Teacher TRS	21,000.00	2,307.20	14,967.43	0.00	6,032.57
10E140	1205	2200	00	140000	LD Insurance Ben	32,000.00	3,040.00	26,338.70	0.00	5,661.30
10E---	1205	2---	--	-----		53,000.00	5,347.20	41,306.13	0.00	11,693.87
10E920	1205	3190	00	920000	LD Speaker Fee	1,300.00	0.00	300.00	0.00	1,000.00
10E920	1205	3320	00	920000	LD Travel	0.00	0.00	0.00	0.00	0.00
10E---	1205	3---	--	-----		1,300.00	0.00	300.00	0.00	1,000.00

Account Level				2022-23	January 2022-23	2022-23	2022-23	Encumbered	2022-23		
FDTLOC	FUNC	OBJ	SJ	Description	Budget	Monthly Activity	FYTD Activity	Batch Activity	Amount	Available Funds	
10E920	1205	4100	00	920000	LD Self Cont Supp	3,500.00	0.00	37.76	0.00	0.00	3,462.24
10E920	1205	4110	00	920000	LD Inclusion Supplies	925.00	0.00	0.00	0.00	445.45	479.55
10E920	1205	4200	00	920000	LD Self Cont Txtbks	0.00	0.00	0.00	0.00	0.00	0.00
10E920	1205	4220	00	920000	LD Includ Wkbks	0.00	0.00	0.00	0.00	0.00	0.00
10E---	1205	4---	--	-----		4,425.00	0.00	37.76	0.00	445.45	3,941.79
10E920	1205	5500	00	920000	LD Equipment	0.00	0.00	0.00	0.00	0.00	0.00
10E---	1205	5---	--	-----		0.00	0.00	0.00	0.00	0.00	0.00
10E280	1206	1110	00	280000	Visual Aide Salary	0.00	0.00	0.00	0.00	0.00	0.00
10E280	1206	1210	00	280000	Visual Aide Sub Sal	0.00	0.00	0.00	0.00	0.00	0.00
10E---	1206	1---	--	-----		0.00	0.00	0.00	0.00	0.00	0.00
10E280	1206	2200	00	280000	Visual Aide Ins Ben	0.00	0.00	0.00	0.00	0.00	0.00
10E---	1206	2---	--	-----		0.00	0.00	0.00	0.00	0.00	0.00
10E920	1206	4100	00	920000	Visual Imp Supplies	1,240.00	0.00	69.15	0.00	0.00	1,170.85
10E---	1206	4---	--	-----		1,240.00	0.00	69.15	0.00	0.00	1,170.85
10E920	1206	5500	00	920000	Visual Equipment	0.00	0.00	0.00	0.00	0.00	0.00
10E---	1206	5---	--	-----		0.00	0.00	0.00	0.00	0.00	0.00
10E920	1207	3230	00	920000	Hearing Imprd Rep/Maint	500.00	0.00	0.00	0.00	0.00	500.00
10E---	1207	3---	--	-----		500.00	0.00	0.00	0.00	0.00	500.00
10E920	1207	4100	00	920000	Hearing Imprd Supplies	1,750.00	0.00	0.00	0.00	0.00	1,750.00
10E---	1207	4---	--	-----		1,750.00	0.00	0.00	0.00	0.00	1,750.00
10E920	1207	5500	00	920000	Hearing Equipment	2,000.00	0.00	0.00	0.00	0.00	2,000.00
10E---	1207	5---	--	-----		2,000.00	0.00	0.00	0.00	0.00	2,000.00
10E920	1212	4100	00	920000	RCHS ED Supp	300.00	0.00	0.00	0.00	0.00	300.00
10E---	1212	4---	--	-----		300.00	0.00	0.00	0.00	0.00	300.00
10E280	1213	1100	00	280000	Homebound Teach Sal	30,000.00	3,060.00	7,200.00	0.00	0.00	22,800.00
10E---	1213	1---	--	-----		30,000.00	3,060.00	7,200.00	0.00	0.00	22,800.00
10E280	1213	2110	00	280000	Homebound Teach TRS	3,000.00	199.37	412.27	0.00	0.00	2,587.73
10E---	1213	2---	--	-----		3,000.00	199.37	412.27	0.00	0.00	2,587.73
10E920	1213	3190	00	920000	Homebound Pur Service	0.00	0.00	0.00	0.00	0.00	0.00
10E920	1213	3320	00	920000	Homebound Travel	1,000.00	24.57	24.57	0.00	0.00	975.43
10E---	1213	3---	--	-----		1,000.00	24.57	24.57	0.00	0.00	975.43
10E140	1216	1100	00	140000	Autism Cert Sal	0.00	0.00	0.00	0.00	0.00	0.00
10E280	1216	1110	00	280000	Autism Aide Sal	0.00	1,725.50	17,582.26	0.00	0.00	-17,582.26
10E140	1216	1200	00	140000		0.00	0.00	0.00	0.00	0.00	0.00
10E280	1216	1200	00	280000		0.00	210.00	840.00	0.00	0.00	-840.00
10E140	1216	1210	00	140000		0.00	0.00	0.00	0.00	0.00	0.00
10E280	1216	1210	00	280000	Autism Sub Aide Sal	0.00	0.00	105.00	0.00	0.00	-105.00
10E---	1216	1---	--	-----		0.00	1,935.50	18,527.26	0.00	0.00	-18,527.26
10E140	1216	2110	00	140000	Autism TRS	0.00	0.00	0.00	0.00	0.00	0.00
10E280	1216	2130	00	280000	Autism FICA	0.00	0.00	0.00	0.00	0.00	0.00

Account Level				2022-23	January 2022-23	2022-23	2022-23	Encumbered	2022-23	
FDTLOC	FUNC	OBJ	SJ	Description	Budget	Monthly Activity	FYTD Activity	Batch Activity	Amount	Available Funds
10E140	1216	2200	00	140000	Autism INS Ben	0.00	0.00	0.00	0.00	0.00
10E280	1216	2200	00	280000	Autism Ins Ben	0.00	1.00	1,229.00	0.00	-1,229.00
10E---	1216	2---	--	-----	0.00	1.00	1,229.00	0.00	0.00	-1,229.00
10E880	1216	3190	00	880000	JFF Music Therapy	0.00	0.00	0.00	0.00	0.00
10E920	1216	3190	00	920000	Autism Purchase Serv	1,500.00	0.00	447.55	0.00	1,052.45
10E920	1216	3320	00	920000	Autism Travel	1,200.00	0.00	11.84	0.00	1,188.16
10E---	1216	3---	--	-----	2,700.00	0.00	459.39	0.00	0.00	2,240.61
10E920	1216	4100	00	920000	Autism Supplies	5,000.00	0.00	69.11	0.00	4,930.89
10E920	1216	4220	00	920000	Autism Workbks	0.00	0.00	0.00	0.00	0.00
10E920	1216	4700	00	920000	Mecca Tech-Autism Software	400.00	0.00	0.00	0.00	400.00
10E---	1216	4---	--	-----	5,400.00	0.00	69.11	0.00	0.00	5,330.89
10E920	1216	5500	00	920000	Autism Equipment	2,500.00	0.00	0.00	0.00	2,500.00
10E---	1216	5---	--	-----	2,500.00	0.00	0.00	0.00	0.00	2,500.00
10E140	1220	1100	00	140000	Cross Cat Teacher Sal	630,000.00	50,959.06	360,692.26	0.00	269,307.74
10E140	1220	1110	00	140000	Cross Cat Aide/Asst Sal	185,000.00	16,466.62	92,833.48	0.00	92,166.52
10E140	1220	1200	00	140000	Cross Cat Sub Teach Sal	6,600.00	600.00	6,322.50	0.00	277.50
10E140	1220	1210	00	140000	Cross Cat Sub Aide/Asst Sal	5,000.00	262.50	1,508.50	0.00	3,491.50
10E---	1220	1---	--	-----	826,600.00	68,288.18	461,356.74	0.00	0.00	365,243.26
10E140	1220	2110	00	140000	Cross Cat Teacher TRS	66,000.00	5,745.72	40,637.27	0.00	25,362.73
10E140	1220	2130	00	140000		0.00	0.00	0.00	0.00	0.00
10E140	1220	2200	00	140000	Cross Cat Insurance Ben	110,000.00	10,139.34	89,951.66	0.00	20,048.34
10E---	1220	2---	--	-----	176,000.00	15,885.06	130,588.93	0.00	0.00	45,411.07
10E920	1220	3190	00	920000	Cross Cat PUR SERV	1,000.00	360.00	1,048.00	360.00	-408.00
10E920	1220	3320	00	920000	Cross Cat Travel	1,600.00	0.00	0.00	0.00	1,600.00
10E---	1220	3---	--	-----	2,600.00	360.00	1,048.00	360.00	0.00	1,192.00
10E920	1220	4100	00	920000	Cross Cat Supplies	11,600.00	61.63	1,720.58	0.00	559.76
10E920	1220	4100	61	000000	Cross Cat Comp Supp	500.00	0.00	0.00	0.00	500.00
10E920	1220	4200	00	920000	Cross Cat Textbks	500.00	0.00	0.00	0.00	500.00
10E920	1220	4220	00	920000	Cross Cat Workbks	200.00	0.00	0.00	0.00	200.00
10E920	1220	4700	00	000000	Cross Cat Software	0.00	0.00	0.00	0.00	0.00
10E---	1220	4---	--	-----	12,800.00	61.63	1,720.58	0.00	559.76	10,519.66
10E920	1220	5500	00	920000	Cross Cat Equipment	0.00	0.00	0.00	0.00	0.00
10E---	1220	5---	--	-----	0.00	0.00	0.00	0.00	0.00	0.00
10E100	1250	1100	00	100000	Title I Teacher Sal	102,164.00	8,263.62	41,378.10	0.00	60,785.90
10E500	1250	1100	00	500000	Title I Teach Sal Prior	17,000.00	0.00	41,479.60	0.00	-24,479.60
10E100	1250	1110	00	100000	Title I Aide/Asst Sal	450,000.00	29,114.88	172,693.02	0.00	277,306.98
10E500	1250	1110	00	500000	Title I Aide/Asst Sal Pr	60,000.00	600.00	46,924.19	0.00	13,075.81
10E100	1250	1200	00	100000	Title I Sub Teach Sal	1,200.00	276.50	3,185.25	0.00	-1,985.25
10E500	1250	1200	00	500000	Title I Sub	0.00	0.00	0.00	0.00	0.00
10E100	1250	1210	00	100000	Title I Sub Aide/Ast Sal	4,200.00	878.50	6,854.75	0.00	-2,654.75

Account Level				2022-23	January 2022-23	2022-23	2022-23	Encumbered	2022-23	
FDTLOC	FUNC	OBJ	SJ	Description	Budget	Monthly Activity	FYTD Activity	Batch Activity	Amount	Available Funds
10E500	1250	1210	00	500000	Title I Sub TA Sal	0.00	0.00	0.00	0.00	0.00
10E100	1250	1300	00	100000	Title I Tutoring Sal	15,000.00	0.00	0.00	0.00	15,000.00
10E500	1250	1300	00	500000	Title I Tutor Sal	0.00	0.00	0.00	0.00	0.00
10E100	1250	1310	00	100000	Title I N/C Tutoring	4,800.00	0.00	0.00	0.00	4,800.00
10E500	1250	1310	00	500000	Title I Tutor Aide Sal	0.00	0.00	0.00	0.00	0.00
10E---	1250	1---	--	-----	654,364.00	39,133.50	312,514.91	0.00	0.00	341,849.09
10E100	1250	2110	00	100000	Title I Teacher TRS	27,171.00	1,883.58	9,428.41	0.00	17,742.59
10E500	1250	2110	00	500000	Title I TRS	4,500.00	0.00	8,424.36	0.00	-3,924.36
10E100	1250	2130	00	100000		0.00	0.00	0.00	0.00	0.00
10E100	1250	2200	00	100000	Title I Insurance Ben	47,000.00	5,585.34	27,929.87	0.00	19,070.13
10E500	1250	2200	00	500000	Title I Ins Ben Prior	10,500.00	0.00	6,118.00	0.00	4,382.00
10E---	1250	2---	--	-----	89,171.00	7,468.92	51,900.64	0.00	0.00	37,270.36
10E100	1250	3190	00	100000	Title I Pur Serv	0.00	1,000.00	3,900.00	0.00	-7,146.00
10E500	1250	3190	00	500000	Title I Pur Serv	0.00	0.00	0.00	0.00	0.00
10E---	1250	3---	--	-----	0.00	1,000.00	3,900.00	0.00	3,246.00	-7,146.00
10E100	1250	4100	00	100000	Title I Supplies	19,491.00	3,581.65	58,664.75	0.00	-58,757.28
10E500	1250	4100	00	500000	Title I Supp	0.00	51.28	11,336.46	0.00	-11,650.46
10E---	1250	4---	--	-----	19,491.00	3,632.93	70,001.21	0.00	19,897.53	-70,407.74
10E100	1250	5500	00	100000	Title Equipment	0.00	5,995.00	5,995.00	0.00	-5,995.00
10E---	1250	5---	--	-----	0.00	5,995.00	5,995.00	0.00	0.00	-5,995.00
10E360	1275	1100	00	360000	Jump Start Teach Sal	0.00	0.00	0.00	0.00	0.00
10E360	1275	1110	00	360000	Jump Start Aide Sal	0.00	0.00	0.00	0.00	0.00
10E360	1275	1200	00	360000	Jump Start Sub Teach	0.00	0.00	0.00	0.00	0.00
10E360	1275	1210	00	360000	Jump Start Sub Aide Sal	0.00	0.00	0.00	0.00	0.00
10E---	1275	1---	--	-----	0.00	0.00	0.00	0.00	0.00	0.00
10E360	1275	2110	00	360000	Jump Start Teach TRS	0.00	0.00	0.00	0.00	0.00
10E360	1275	2200	00	360000	Jump Start Ins Ben	0.00	0.00	0.00	0.00	0.00
10E---	1275	2---	--	-----	0.00	0.00	0.00	0.00	0.00	0.00
10E360	1275	3190	00	360000	Jump Start Pur Serv	0.00	0.00	0.00	0.00	0.00
10E---	1275	3---	--	-----	0.00	0.00	0.00	0.00	0.00	0.00
10E360	1275	4100	00	360000	Jump Start Supplies	0.00	0.00	0.00	0.00	0.00
10E---	1275	4---	--	-----	0.00	0.00	0.00	0.00	0.00	0.00
10E---	12--	----	--	-----	2,404,141.00	201,472.99	1,407,357.20	360.00	24,148.74	972,275.06
10E050	1400	1100	00	000000	RCHS Voc Teach Sal	600,000.00	51,257.38	315,826.64	0.00	284,173.36
10E390	1400	1100	00	390000	Vocational Tutor-Perki Sal	6,000.00	585.00	3,302.50	0.00	2,697.50
10E480	1400	1100	00	480000	Ag 3 Circles	25,000.00	0.00	5,748.70	0.00	19,251.30
10E490	1400	1100	00	490000	AG Incent Sal	0.00	0.00	0.00	0.00	0.00
10E780	1400	1100	00	780000	CTEI SALARIES	5,000.00	0.00	0.00	0.00	5,000.00
10E050	1400	1110	00	000000	BT Salaries	0.00	0.00	0.00	0.00	0.00
10E050	1400	1200	00	000000	RCHS Voc Sub Teach Sal	12,000.00	550.00	4,170.00	0.00	7,830.00

Account Level				2022-23	January 2022-23	2022-23	2022-23	Encumbered	2022-23	
FDTLOC	FUNC	OBJ	SJ	Description	Budget	Monthly Activity	FYTD Activity	Batch Activity	Amount	Available Funds
10E---	1400	1---	--	-----	648,000.00	52,392.38	329,047.84	0.00	0.00	318,952.16
10E050	1400	2110	00	000000	60,000.00	5,778.65	41,243.02	0.00	0.00	18,756.98
10E390	1400	2110	00	390000	0.00	65.90	371.97	0.00	0.00	-371.97
10E480	1400	2110	00	480000	2,500.00	0.00	647.48	0.00	0.00	1,852.52
10E490	1400	2110	00	490000	0.00	0.00	0.00	0.00	0.00	0.00
10E390	1400	2130	00	390000	0.00	0.00	0.00	0.00	0.00	0.00
10E050	1400	2200	00	000000	84,000.00	3,804.00	40,625.92	0.00	0.00	43,374.08
10E390	1400	2200	00	390000	0.00	0.00	0.00	0.00	0.00	0.00
10E---	1400	2---	--	-----	146,500.00	9,648.55	82,888.39	0.00	0.00	63,611.61
10E050	1400	3140	00	000000	30,000.00	0.00	19,035.00	0.00	0.00	10,965.00
10E050	1400	3190	00	000000	0.00	0.00	0.00	0.00	0.00	0.00
10E050	1400	3190	01	000000	2,200.00	0.00	2,132.00	0.00	798.00	-730.00
10E050	1400	3190	07	000000	0.00	0.00	0.00	0.00	0.00	0.00
10E050	1400	3190	10	000000	0.00	0.00	0.00	0.00	0.00	0.00
10E050	1400	3190	14	000000	0.00	0.00	0.00	0.00	0.00	0.00
10E230	1400	3190	00	230000	0.00	0.00	525.00	0.00	0.00	-525.00
10E390	1400	3190	00	390000	4,500.00	518.70	2,978.70	77.00	0.00	1,444.30
10E490	1400	3190	00	490000	0.00	0.00	0.00	0.00	0.00	0.00
10E780	1400	3190	00	780000	1,453.00	0.00	0.00	95.88	0.00	1,357.12
10E781	1400	3190	00	781000	0.00	0.00	0.00	0.00	0.00	0.00
10E050	1400	3230	00	000000	1,500.00	0.00	0.00	0.00	0.00	1,500.00
10E050	1400	3230	01	000000	100.00	0.00	0.00	0.00	0.00	100.00
10E050	1400	3230	09	000000	0.00	0.00	0.00	0.00	0.00	0.00
10E050	1400	3230	10	000000	0.00	0.00	0.00	0.00	0.00	0.00
10E050	1400	3230	61	000000	0.00	0.00	0.00	0.00	0.00	0.00
10E050	1400	3320	00	000000	0.00	0.00	0.00	0.00	0.00	0.00
10E050	1400	3320	01	000000	3,650.00	0.00	126.05	0.00	1,921.10	1,602.85
10E050	1400	3320	07	000000	0.00	0.00	0.00	0.00	0.00	0.00
10E050	1400	3320	09	000000	0.00	0.00	0.00	0.00	0.00	0.00
10E050	1400	3320	10	000000	0.00	0.00	0.00	0.00	0.00	0.00
10E050	1400	3320	14	000000	0.00	0.00	0.00	390.00	0.00	-390.00
10E390	1400	3320	00	390000	7,100.00	-249.13	2,736.14	0.00	3,265.14	1,098.72
10E540	1400	3320	00	540000	0.00	0.00	0.00	0.00	0.00	0.00
10E780	1400	3320	00	780000	1,453.00	720.32	720.32	0.00	0.00	732.68
10E---	1400	3---	--	-----	51,956.00	989.89	28,253.21	562.88	5,984.24	17,155.67
10E050	1400	4100	00	000000	0.00	0.00	0.00	0.00	0.00	0.00
10E050	1400	4100	01	000000	12,400.00	438.35	6,193.77	0.00	5,758.65	447.58
10E050	1400	4100	07	000000	700.00	97.30	429.42	0.00	0.00	270.58
10E050	1400	4100	09	000000	6,480.00	0.00	442.25	0.00	1,307.75	4,730.00
10E050	1400	4100	10	000000	0.00	0.00	67.72	0.00	372.59	-440.31

FDTLOC	FUNC	OBJ	SJ	Account Level Description	2022-23 Budget	January 2022-23 Monthly Activity	2022-23 FYTD Activity	2022-23 Batch Activity	Encumbered Amount	2022-23 Available Funds
10E050	1400	4100	14	000000						
				10E050 1400 4100 14 000000	4,100.00	0.00	0.00	0.00	0.00	4,100.00
				10E050 1400 4100 61 000000	10,000.00	109.00	550.00	0.00	0.00	9,450.00
				10E230 1400 4100 00 230000	0.00	0.00	142.80	0.00	0.00	-142.80
				10E390 1400 4100 00 390000	6,400.00	0.00	0.00	0.00	0.00	6,400.00
				10E490 1400 4100 00 490000	0.00	0.00	0.00	0.00	0.00	0.00
				10E540 1400 4100 00 540000	0.00	0.00	0.00	0.00	0.00	0.00
				10E780 1400 4100 00 780000	33,456.00	3,199.52	19,921.66	0.00	10,870.97	2,663.37
				10E781 1400 4100 00 781000	0.00	529.56	3,145.70	372.22	144.01	-3,661.93
				10E050 1400 4110 09 000000	0.00	0.00	0.00	0.00	0.00	0.00
				10E050 1400 4200 00 000000	0.00	0.00	0.00	0.00	0.00	0.00
				10E050 1400 4210 00 000000	1,000.00	0.00	0.00	0.00	0.00	1,000.00
				10E050 1400 4220 00 000000	1,000.00	0.00	0.00	0.00	0.00	1,000.00
				10E050 1400 4400 00 000000	0.00	0.00	0.00	0.00	0.00	0.00
				10E050 1400 4400 01 000000	0.00	0.00	0.00	0.00	0.00	0.00
				10E050 1400 4400 09 000000	0.00	0.00	0.00	0.00	0.00	0.00
				10E050 1400 4400 10 000000	0.00	0.00	0.00	0.00	0.00	0.00
				10E780 1400 4400 00 780000	0.00	0.00	0.00	0.00	0.00	0.00
				10E050 1400 4700 00 000000	0.00	0.00	0.00	0.00	0.00	0.00
				10E050 1400 4700 09 000000	0.00	0.00	0.00	0.00	0.00	0.00
				10E780 1400 4700 00 780000	0.00	0.00	239.00	0.00	0.00	-239.00
				10E--- 1400 4--- -- -----	75,536.00	4,373.73	31,132.32	372.22	18,453.97	25,577.49
				10E050 1400 5500 00 000000	0.00	0.00	0.00	0.00	0.00	0.00
				10E050 1400 5500 01 000000	5,100.00	0.00	4,585.00	0.00	0.00	515.00
				10E050 1400 5500 09 000000	0.00	0.00	4,360.00	0.00	0.00	-4,360.00
				10E050 1400 5500 10 000000	0.00	0.00	0.00	0.00	0.00	0.00
				10E050 1400 5500 14 000000	500.00	0.00	0.00	0.00	0.00	500.00
				10E050 1400 5500 17 000000	0.00	0.00	0.00	0.00	0.00	0.00
				10E050 1400 5500 33 000000	0.00	0.00	0.00	0.00	0.00	0.00
				10E050 1400 5500 61 000000	0.00	0.00	0.00	0.00	0.00	0.00
				10E380 1400 5500 00 380000	0.00	0.00	0.00	0.00	0.00	0.00
				10E390 1400 5500 00 390000	0.00	0.00	0.00	0.00	0.00	0.00
				10E490 1400 5500 00 490000	0.00	0.00	0.00	0.00	0.00	0.00
				10E540 1400 5500 00 540000	0.00	0.00	0.00	0.00	0.00	0.00
				10E780 1400 5500 00 780000	35,517.00	0.00	0.00	0.00	0.00	35,517.00
				10E781 1400 5500 00 781000	0.00	2,994.00	4,243.95	0.00	0.00	-4,243.95
				10E--- 1400 5--- -- -----	41,117.00	2,994.00	13,188.95	0.00	0.00	27,928.05
				10E050 1400 6000 16 000000	0.00	0.00	0.00	0.00	0.00	0.00
				10E050 1400 6400 00 000000	0.00	0.00	0.00	0.00	0.00	0.00
				10E050 1400 6410 00 000000	3,000.00	0.00	0.00	0.00	0.00	3,000.00
				10E490 1400 6900 00 490000	0.00	0.00	0.00	0.00	0.00	0.00

Account Level				2022-23	January 2022-23	2022-23	2022-23	Encumbered	2022-23	
FDTLOC	FUNC	OBJ	SJ	Description	Budget	Monthly Activity	FYTD Activity	Batch Activity	Amount	Available Funds
10E---	1400	6---	--	-----	3,000.00	0.00	0.00	0.00	0.00	3,000.00
10E410	1459	1110	00	410000 JROTC Instructor Sal	120,000.00	6,642.60	46,498.20	0.00	0.00	73,501.80
10E---	1459	1---	--	-----	120,000.00	6,642.60	46,498.20	0.00	0.00	73,501.80
10E410	1459	2130	00	410000	0.00	0.00	0.00	0.00	0.00	0.00
10E410	1459	2200	00	410000 JROTC Insurance Ben	24.00	1.00	7.00	0.00	0.00	17.00
10E---	1459	2---	--	-----	24.00	1.00	7.00	0.00	0.00	17.00
10E---	14--	----	--	-----	1,086,133.00	77,042.15	531,015.91	935.10	24,438.21	529,743.78
10E050	1500	1100	00	000000 RCHS A D Sal	6,300.00	406.78	4,104.20	0.00	0.00	2,195.80
10E---	1500	1---	--	-----	6,300.00	406.78	4,104.20	0.00	0.00	2,195.80
10E050	1500	2110	00	000000 RCHS A D TRS	625.00	53.97	517.57	0.00	0.00	107.43
10E---	1500	2---	--	-----	625.00	53.97	517.57	0.00	0.00	107.43
10E050	1500	3100	00	000000 RCHS Athletic Train/RMH	0.00	0.00	0.00	0.00	0.00	0.00
10E050	1500	3190	00	000000 RCHS AD Game/Dance Scrtz	2,000.00	72.00	1,170.45	0.00	0.00	829.55
10E050	1500	3230	00	000000 RCHS A D Rep/Maint	500.00	0.00	345.86	0.00	0.00	154.14
10E050	1500	3260	00	000000 RCHS A D Postage	200.00	0.00	0.00	0.00	0.00	200.00
10E050	1500	3320	00	000000 RCHS A D Travel	1,500.00	0.00	805.47	0.00	0.00	694.53
10E050	1500	3600	00	000000 RCHS AD Printing	0.00	0.00	0.00	0.00	0.00	0.00
10E050	1500	3910	00	000000 RCHS A D Playoffs	5,000.00	0.00	4,001.19	0.00	0.00	998.81
10E---	1500	3---	--	-----	9,200.00	72.00	6,322.97	0.00	0.00	2,877.03
10E050	1500	4100	00	000000 RCHS A D Supplies	1,100.00	0.00	685.35	0.00	0.00	414.65
10E050	1500	4110	00	000000 RCHS A D Awards	800.00	0.00	800.00	28.10	0.00	-28.10
10E050	1500	4120	00	000000 RCHS Sport uniforms	0.00	0.00	0.00	0.00	0.00	0.00
10E050	1500	4700	00	000000 RCHS AD Software	550.00	0.00	0.00	0.00	0.00	550.00
10E---	1500	4---	--	-----	2,450.00	0.00	1,485.35	28.10	0.00	936.55
10E050	1500	6400	00	000000 RCHS A D Dues/Fees	200.00	0.00	85.00	0.00	0.00	115.00
10E---	1500	6---	--	-----	200.00	0.00	85.00	0.00	0.00	115.00
10E050	1505	1100	00	000000 RCHS FBLA Sponsor Sal	3,000.00	244.08	1,638.96	0.00	0.00	1,361.04
10E---	1505	1---	--	-----	3,000.00	244.08	1,638.96	0.00	0.00	1,361.04
10E050	1505	2110	00	000000 RCHS FBLA Spon TRS	300.00	27.50	184.66	0.00	0.00	115.34
10E---	1505	2---	--	-----	300.00	27.50	184.66	0.00	0.00	115.34
10E050	1509	1100	00	000000 RCHS Pep Club Advisor Sal	1,100.00	0.00	0.00	0.00	0.00	1,100.00
10E---	1509	1---	--	-----	1,100.00	0.00	0.00	0.00	0.00	1,100.00
10E050	1509	2110	00	000000 RCHS Pep Club TRS	110.00	0.00	0.00	0.00	0.00	110.00
10E---	1509	2---	--	-----	110.00	0.00	0.00	0.00	0.00	110.00
10E050	1510	1100	00	000000 RCHS Cheerldr Spons Sal	5,800.00	0.00	2,854.46	0.00	0.00	2,945.54
10E---	1510	1---	--	-----	5,800.00	0.00	2,854.46	0.00	0.00	2,945.54
10E050	1510	2110	00	000000 RCHS Cheerldr Spons TRS	0.00	0.00	15.09	0.00	0.00	-15.09
10E050	1510	2200	00	000000	0.00	0.00	0.00	0.00	0.00	0.00
10E---	1510	2---	--	-----	0.00	0.00	15.09	0.00	0.00	-15.09
10E050	1510	3190	00	000000 RCHS Cheerldr Part Exp	0.00	0.00	0.00	0.00	0.00	0.00

Account Level				2022-23	January 2022-23	2022-23	2022-23	Encumbered	2022-23	
FDTLOC	FUNC	OBJ	SJ	Description	Budget	Monthly Activity	FYTD Activity	Batch Activity	Amount	Available Funds
10E050	1510	3320	00 000000	RCHS Cheerldr Travel	0.00	0.00	0.00	0.00	0.00	0.00
10E---	1510	3---	-- -----		0.00	0.00	0.00	0.00	0.00	0.00
10E050	1510	4100	00 000000	RCHS Cheerldr Supplies	230.00	0.00	230.00	0.00	0.00	0.00
10E---	1510	4---	-- -----		230.00	0.00	230.00	0.00	0.00	0.00
10E050	1511	1100	00 000000	RCHS Golf Coach Sal	5,200.00	0.00	5,161.56	0.00	0.00	38.44
10E---	1511	1---	-- -----		5,200.00	0.00	5,161.56	0.00	0.00	38.44
10E050	1511	2110	00 000000	RCHS Golf Coach TRS	520.00	0.00	541.31	0.00	0.00	-21.31
10E---	1511	2---	-- -----		520.00	0.00	541.31	0.00	0.00	-21.31
10E050	1511	3190	00 000000	RCHS Golf Part Exp	1,325.00	0.00	1,615.00	0.00	0.00	-290.00
10E050	1511	3320	00 000000	RCHS Golf Trav	0.00	0.00	0.00	0.00	0.00	0.00
10E---	1511	3---	-- -----		1,325.00	0.00	1,615.00	0.00	0.00	-290.00
10E050	1511	4100	00 000000	RCHS Golf Supplies	255.00	0.00	252.00	0.00	0.00	3.00
10E---	1511	4---	-- -----		255.00	0.00	252.00	0.00	0.00	3.00
10E050	1512	1100	00 000000	RCHS X-Country Sal	7,000.00	0.00	6,956.11	0.00	0.00	43.89
10E050	1512	1120	00 000000	RCHS X-Country Workers	700.00	0.00	1,281.00	0.00	0.00	-581.00
10E---	1512	1---	-- -----		7,700.00	0.00	8,237.11	0.00	0.00	-537.11
10E050	1512	2110	00 000000	RCHS X-Country TRS	0.00	0.00	962.77	0.00	0.00	-962.77
10E---	1512	2---	-- -----		0.00	0.00	962.77	0.00	0.00	-962.77
10E050	1512	3190	00 000000	RCHS X-Country Part Exp	900.00	0.00	550.00	0.00	0.00	350.00
10E050	1512	3320	00 000000	RCHS X-Country Travel	0.00	0.00	0.00	0.00	0.00	0.00
10E---	1512	3---	-- -----		900.00	0.00	550.00	0.00	0.00	350.00
10E050	1512	4100	00 000000	RCHS X-Country Supplies	255.00	0.00	255.00	0.00	0.00	0.00
10E---	1512	4---	-- -----		255.00	0.00	255.00	0.00	0.00	0.00
10E050	1513	1100	00 000000	RCHS Dance Team Coach	0.00	0.00	0.00	0.00	0.00	0.00
10E---	1513	1---	-- -----		0.00	0.00	0.00	0.00	0.00	0.00
10E050	1513	2110	00 000000	RCHS Dance TRS	0.00	0.00	0.00	0.00	0.00	0.00
10E050	1513	2200	00 000000		0.00	0.00	0.00	0.00	0.00	0.00
10E---	1513	2---	-- -----		0.00	0.00	0.00	0.00	0.00	0.00
10E050	1513	4100	00 000000	RCHS Dance Team Supp	0.00	0.00	0.00	0.00	0.00	0.00
10E---	1513	4---	-- -----		0.00	0.00	0.00	0.00	0.00	0.00
10E050	1520	1100	00 000000	RCHS Girls Tennis Coach	4,500.00	0.00	4,476.21	0.00	0.00	23.79
10E---	1520	1---	-- -----		4,500.00	0.00	4,476.21	0.00	0.00	23.79
10E050	1520	2110	00 000000	RCHS Girls Tennis TRS	0.00	0.00	5.63	0.00	0.00	-5.63
10E---	1520	2---	-- -----		0.00	0.00	5.63	0.00	0.00	-5.63
10E050	1520	3190	00 000000	RCHS Girls Tennis Part Exp	150.00	0.00	110.00	0.00	0.00	40.00
10E050	1520	3320	00 000000	RCHS Girls Tennis Tvl	0.00	0.00	0.00	0.00	0.00	0.00
10E---	1520	3---	-- -----		150.00	0.00	110.00	0.00	0.00	40.00
10E050	1520	4100	00 000000	RCHS Girls Tennis Supplies	215.00	0.00	215.00	0.00	0.00	0.00
10E---	1520	4---	-- -----		215.00	0.00	215.00	0.00	0.00	0.00
10E050	1521	1100	00 000000	RCHS Volleyballl Coach Salary	7,700.00	0.00	7,656.52	0.00	0.00	43.48

Account Level					2022-23	January 2022-23	2022-23	2022-23	Encumbered	2022-23
FDTLOC	FUNC	OBJ	SJ	Description	Budget	Monthly Activity	FYTD Activity	Batch Activity	Amount	Available Funds
10E050	1521	1120	00 000000	RCHS Volleyball Game Wrks Sal	525.00	0.00	486.00	0.00	0.00	39.00
10E---	1521	1---	--		8,225.00	0.00	8,142.52	0.00	0.00	82.48
10E050	1521	2110	00 000000	RCHS Volleyball Coach TRS	0.00	0.00	474.23	0.00	0.00	-474.23
10E---	1521	2---	--		0.00	0.00	474.23	0.00	0.00	-474.23
10E050	1521	3100	00 000000	RCHS Volleyball Officials	1,040.00	0.00	900.00	0.00	0.00	140.00
10E050	1521	3190	00 000000	RCHS Volleyball11 Part Exp	750.00	0.00	800.00	0.00	0.00	-50.00
10E050	1521	3320	00 000000	RCHS Volleyball Travel	0.00	0.00	0.00	0.00	0.00	0.00
10E---	1521	3---	--		1,790.00	0.00	1,700.00	0.00	0.00	90.00
10E050	1521	4100	00 000000	RCHS Volleyball Supplies	680.00	0.00	334.80	0.00	0.00	345.20
10E---	1521	4---	--		680.00	0.00	334.80	0.00	0.00	345.20
10E050	1521	5400	00 000000	RCHS Volleyball Equipment	0.00	0.00	0.00	0.00	0.00	0.00
10E050	1521	5500	00 000000	RCHS Volleyball Equip	0.00	0.00	0.00	0.00	0.00	0.00
10E---	1521	5---	--		0.00	0.00	0.00	0.00	0.00	0.00
10E050	1522	1100	00 000000	RCHS Girls Basketball Coach	15,000.00	54.00	54.00	0.00	0.00	14,946.00
10E050	1522	1120	00 000000	RCHS Girls Basketball Wkr Sal	1,500.00	171.00	333.00	0.00	0.00	1,167.00
10E---	1522	1---	--		16,500.00	225.00	387.00	0.00	0.00	16,113.00
10E050	1522	2110	00 000000	RCHS Girls Basketball Cch TRS	0.00	6.08	6.08	0.00	0.00	-6.08
10E---	1522	2---	--		0.00	6.08	6.08	0.00	0.00	-6.08
10E050	1522	3100	00 000000	RCHS Girls Basketball Offical	2,520.00	330.00	770.00	1,760.00	0.00	-10.00
10E050	1522	3190	00 000000	RCHS Girls Basketball Part Exp	600.00	27.00	27.00	99.00	0.00	474.00
10E050	1522	3320	00 000000	RCHS Girls Basketball11 Travel	0.00	0.00	0.00	0.00	0.00	0.00
10E---	1522	3---	--		3,120.00	357.00	797.00	1,859.00	0.00	464.00
10E050	1522	4100	00 000000	RCHS Girls Basketball11 Supp	1,275.00	0.00	819.00	0.00	0.00	456.00
10E---	1522	4---	--		1,275.00	0.00	819.00	0.00	0.00	456.00
10E050	1523	1100	00 000000	RCHS Girls Track Coach Sal	5,000.00	0.00	0.00	0.00	0.00	5,000.00
10E050	1523	1120	00 000000	RCHS Girls Track Workers	600.00	0.00	0.00	0.00	0.00	600.00
10E---	1523	1---	--		5,600.00	0.00	0.00	0.00	0.00	5,600.00
10E050	1523	2110	00 000000	RCHS Girls Track TRS	500.00	0.00	0.00	0.00	0.00	500.00
10E---	1523	2---	--		500.00	0.00	0.00	0.00	0.00	500.00
10E050	1523	3100	00 000000	RCHS Girls Track Official	150.00	0.00	0.00	0.00	0.00	150.00
10E050	1523	3190	00 000000	RCHS Girls Track Part Exp	600.00	0.00	0.00	125.00	0.00	475.00
10E050	1523	3320	00 000000	RCHS Girls Track Travel	0.00	0.00	0.00	0.00	0.00	0.00
10E---	1523	3---	--		750.00	0.00	0.00	125.00	0.00	625.00
10E050	1523	4100	00 000000	RCHS Girls Track Supplies	640.00	0.00	0.00	0.00	0.00	640.00
10E---	1523	4---	--		640.00	0.00	0.00	0.00	0.00	640.00
10E050	1524	1100	00 000000	RCHS Girls Softball Cch Sal	10,000.00	0.00	898.63	0.00	0.00	9,101.37
10E---	1524	1---	--		10,000.00	0.00	898.63	0.00	0.00	9,101.37
10E050	1524	2110	00 000000	RCHS Girls Softball Cch TRS	1,000.00	0.00	101.22	0.00	0.00	898.78
10E---	1524	2---	--		1,000.00	0.00	101.22	0.00	0.00	898.78
10E050	1524	3100	00 000000	RCHS Girls Softball Official	3,670.00	0.00	0.00	0.00	0.00	3,670.00

Account Level				2022-23	January 2022-23	2022-23	2022-23	Encumbered	2022-23	
FDTLOC	FUNC	OBJ	SJ	Description	Budget	Monthly Activity	FYTD Activity	Batch Activity	Amount	Available Funds
10E050	1524	3190	00 000000	10E050 1524 3190 00 000000 RCHS Girls Softball Part Exp	180.00	0.00	0.00	0.00	0.00	180.00
10E050	1524	3320	00 000000	10E050 1524 3320 00 000000 RCHS Girls Softball Travel	0.00	0.00	0.00	0.00	0.00	0.00
10E---	1524	3---	-- -----	10E--- 1524 3--- -- -----	3,850.00	0.00	0.00	0.00	0.00	3,850.00
10E050	1524	4100	00 000000	10E050 1524 4100 00 000000 RCHS Girls Softtball Supplies	1,275.00	0.00	0.00	0.00	0.00	1,275.00
10E---	1524	4---	-- -----	10E--- 1524 4--- -- -----	1,275.00	0.00	0.00	0.00	0.00	1,275.00
10E050	1525	1100	00 000000	10E050 1525 1100 00 000000 RCHS Girls Soccer Coach	8,000.00	0.00	0.00	0.00	0.00	8,000.00
10E050	1525	1120	00 000000	10E050 1525 1120 00 000000 RCHS Girls Soccer Ticket	0.00	0.00	0.00	0.00	0.00	0.00
10E---	1525	1---	-- -----	10E--- 1525 1--- -- -----	8,000.00	0.00	0.00	0.00	0.00	8,000.00
10E050	1525	2110	00 000000	10E050 1525 2110 00 000000 RCHS Girls Soccer TRS	0.00	0.00	0.00	0.00	0.00	0.00
10E---	1525	2---	-- -----	10E--- 1525 2--- -- -----	0.00	0.00	0.00	0.00	0.00	0.00
10E050	1525	3100	00 000000	10E050 1525 3100 00 000000 RCHS Girls Soccer Officl	1,500.00	0.00	0.00	0.00	0.00	1,500.00
10E050	1525	3190	00 000000	10E050 1525 3190 00 000000 RCHS Girls Soccer Part Exp	500.00	0.00	63.00	0.00	0.00	437.00
10E050	1525	3320	00 000000	10E050 1525 3320 00 000000 RCHS Girls Soccer Trav	0.00	0.00	0.00	0.00	0.00	0.00
10E---	1525	3---	-- -----	10E--- 1525 3--- -- -----	2,000.00	0.00	63.00	0.00	0.00	1,937.00
10E050	1525	4100	00 000000	10E050 1525 4100 00 000000 RCHS Girls Soccer Supp	890.00	0.00	531.52	0.00	0.00	358.48
10E---	1525	4---	-- -----	10E--- 1525 4--- -- -----	890.00	0.00	531.52	0.00	0.00	358.48
10E050	1530	1100	00 000000	10E050 1530 1100 00 000000 RCHS Boys Tennis Coach Sal	5,700.00	0.00	0.00	0.00	0.00	5,700.00
10E---	1530	1---	-- -----	10E--- 1530 1--- -- -----	5,700.00	0.00	0.00	0.00	0.00	5,700.00
10E050	1530	2110	00 000000	10E050 1530 2110 00 000000 RCHS Boys Tennis Cch TRS	0.00	0.00	0.00	0.00	0.00	0.00
10E---	1530	2---	-- -----	10E--- 1530 2--- -- -----	0.00	0.00	0.00	0.00	0.00	0.00
10E050	1530	3190	00 000000	10E050 1530 3190 00 000000 RCHS Boys Tennis Part Exp	180.00	0.00	0.00	0.00	0.00	180.00
10E050	1530	3320	00 000000	10E050 1530 3320 00 000000 RCHS Boys Tennis Trav	0.00	0.00	0.00	0.00	0.00	0.00
10E---	1530	3---	-- -----	10E--- 1530 3--- -- -----	180.00	0.00	0.00	0.00	0.00	180.00
10E050	1530	4100	00 000000	10E050 1530 4100 00 000000 RCHS Boys Tennis Supplies	215.00	0.00	0.00	0.00	0.00	215.00
10E---	1530	4---	-- -----	10E--- 1530 4--- -- -----	215.00	0.00	0.00	0.00	0.00	215.00
10E050	1531	1100	00 000000	10E050 1531 1100 00 000000 RCHS Football Coach Sal	27,000.00	0.00	24,394.98	0.00	0.00	2,605.02
10E050	1531	1120	00 000000	10E050 1531 1120 00 000000 RCHS Football Game Wrks	4,500.00	189.00	2,938.50	0.00	0.00	1,561.50
10E---	1531	1---	-- -----	10E--- 1531 1--- -- -----	31,500.00	189.00	27,333.48	0.00	0.00	4,166.52
10E050	1531	2110	00 000000	10E050 1531 2110 00 000000 RCHS Football Coach TRS	2,200.00	0.00	1,635.97	0.00	0.00	564.03
10E---	1531	2---	-- -----	10E--- 1531 2--- -- -----	2,200.00	0.00	1,635.97	0.00	0.00	564.03
10E050	1531	3100	00 000000	10E050 1531 3100 00 000000 RCHS Football Officials	2,850.00	0.00	3,195.00	0.00	0.00	-345.00
10E050	1531	3190	00 000000	10E050 1531 3190 00 000000 RCHS Football Part Exp	900.00	0.00	535.50	0.00	0.00	364.50
10E050	1531	3230	00 000000	10E050 1531 3230 00 000000 RCHS Football Recond Equip	6,000.00	0.00	6,000.00	0.00	0.00	0.00
10E050	1531	3320	00 000000	10E050 1531 3320 00 000000 RCHS Football Travel	0.00	0.00	0.00	0.00	0.00	0.00
10E050	1531	3800	00 000000	10E050 1531 3800 00 000000 RCHS Football Insurance	0.00	0.00	0.00	0.00	0.00	0.00
10E---	1531	3---	-- -----	10E--- 1531 3--- -- -----	9,750.00	0.00	9,730.50	0.00	0.00	19.50
10E050	1531	4100	00 000000	10E050 1531 4100 00 000000 RCHS Football Supplies	4,700.00	0.00	4,700.00	0.00	0.00	0.00
10E---	1531	4---	-- -----	10E--- 1531 4--- -- -----	4,700.00	0.00	4,700.00	0.00	0.00	0.00
10E050	1532	1100	00 000000	10E050 1532 1100 00 000000 RCHS Boys Basketball Cch Sal	16,000.00	0.00	0.00	0.00	0.00	16,000.00
10E050	1532	1120	00 000000	10E050 1532 1120 00 000000 RCHS Boys Basketball Wrk Sal	3,000.00	288.00	355.50	0.00	0.00	2,644.50

Account Level					2022-23	January 2022-23	2022-23	2022-23	Encumbered	2022-23
FDTLOC	FUNC	OBJ	SJ	Description	Budget	Monthly Activity	FYTD Activity	Batch Activity	Amount	Available Funds
10E050	1532	1200	00 000000	RCHS Boys BB Sub	0.00	0.00	0.00	0.00	0.00	0.00
10E---	1532	1---	--		19,000.00	288.00	355.50	0.00	0.00	18,644.50
10E050	1532	2110	00 000000	RCHS Boys Basketball TRS	1,600.00	6.59	6.59	0.00	0.00	1,593.41
10E---	1532	2---	--		1,600.00	6.59	6.59	0.00	0.00	1,593.41
10E050	1532	3100	00 000000	RCHS Boys Basketball Official	4,140.00	1,640.00	1,640.00	1,900.00	0.00	600.00
10E050	1532	3190	00 000000	RCHS Boys Basketball Part Exp	650.00	0.00	0.00	72.00	0.00	578.00
10E050	1532	3320	00 000000	RCHS Boys Basketball Travel	0.00	0.00	0.00	0.00	0.00	0.00
10E---	1532	3---	--		4,790.00	1,640.00	1,640.00	1,972.00	0.00	1,178.00
10E050	1532	4100	00 000000	RCHS Boys Basketball Supplies	3,000.00	0.00	3,094.58	0.00	1,956.00	-2,050.58
10E---	1532	4---	--		3,000.00	0.00	3,094.58	0.00	1,956.00	-2,050.58
10E050	1533	1100	00 000000	RCHS Boys Track Coach Sal	7,500.00	0.00	500.00	0.00	0.00	7,000.00
10E050	1533	1110	00 000000	RCHS Boys Track Wrkrs Salary	600.00	0.00	-500.00	0.00	0.00	1,100.00
10E---	1533	1---	--		8,100.00	0.00	0.00	0.00	0.00	8,100.00
10E050	1533	2110	00 000000	RCHS Boys Track Coach TRS	550.00	0.00	0.00	0.00	0.00	550.00
10E---	1533	2---	--		550.00	0.00	0.00	0.00	0.00	550.00
10E050	1533	3100	00 000000	RCHS Boys Track Officials	180.00	0.00	0.00	0.00	0.00	180.00
10E050	1533	3190	00 000000	RCHS Boys Track Part Exp	800.00	0.00	0.00	200.00	0.00	600.00
10E050	1533	3320	00 000000	RCHS Boys Track Travel	0.00	0.00	0.00	0.00	0.00	0.00
10E---	1533	3---	--		980.00	0.00	0.00	200.00	0.00	780.00
10E050	1533	4100	00 000000	RCHS Boys Track Supplies	640.00	0.00	0.00	0.00	0.00	640.00
10E---	1533	4---	--		640.00	0.00	0.00	0.00	0.00	640.00
10E050	1533	5500	00 000000	RCHS Boys Track Equipment	0.00	0.00	0.00	0.00	0.00	0.00
10E---	1533	5---	--		0.00	0.00	0.00	0.00	0.00	0.00
10E050	1534	1100	00 000000	RCHS Boys Baseball Cch Sal	9,200.00	0.00	0.00	0.00	0.00	9,200.00
10E050	1534	1120	00 000000	RCHS Baseball Workers	0.00	67.50	67.50	0.00	0.00	-67.50
10E---	1534	1---	--		9,200.00	67.50	67.50	0.00	0.00	9,132.50
10E050	1534	2110	00 000000	RCHS Boys Baseball TRS	920.00	0.00	0.00	0.00	0.00	920.00
10E---	1534	2---	--		920.00	0.00	0.00	0.00	0.00	920.00
10E050	1534	3100	00 000000	RCHS Boys Baseball Official	3,590.00	0.00	0.00	0.00	0.00	3,590.00
10E050	1534	3190	00 000000	RCHS Boys Baseball Part Exp	0.00	0.00	0.00	0.00	0.00	0.00
10E050	1534	3320	00 000000	RCHS Boys Baseball Travel	0.00	0.00	0.00	0.00	0.00	0.00
10E---	1534	3---	--		3,590.00	0.00	0.00	0.00	0.00	3,590.00
10E050	1534	4100	00 000000	RCHS Boys Baseball Supplies	1,875.00	0.00	1,854.37	0.00	0.00	20.63
10E---	1534	4---	--		1,875.00	0.00	1,854.37	0.00	0.00	20.63
10E050	1536	1100	00 000000	RCHS Soccer Coach Sal	9,500.00	0.00	9,454.52	0.00	0.00	45.48
10E---	1536	1---	--		9,500.00	0.00	9,454.52	0.00	0.00	45.48
10E050	1536	2110	00 000000	RCHS Soccer Coach TRS	0.00	0.00	0.00	0.00	0.00	0.00
10E---	1536	2---	--		0.00	0.00	0.00	0.00	0.00	0.00
10E050	1536	3100	00 000000	RCHS Soccer Officials	2,430.00	0.00	1,110.00	0.00	0.00	1,320.00
10E050	1536	3190	00 000000	RCHS Soccer Part Exp	500.00	0.00	350.00	0.00	0.00	150.00

Account Level					2022-23	January 2022-23	2022-23	2022-23	Encumbered	2022-23
FDTLOC	FUNC	OBJ	SJ	Description	Budget	Monthly Activity	FYTD Activity	Batch Activity	Amount	Available Funds
10E050	1536	3320	00 000000	RCHS Soccer Travel	0.00	0.00	0.00	0.00	0.00	0.00
10E---	1536	3---	--		2,930.00	0.00	1,460.00	0.00	0.00	1,470.00
10E050	1536	4100	00 000000	RCHS Soccer Supplies	1,020.00	0.00	1,020.00	0.00	0.00	0.00
10E---	1536	4---	--		1,020.00	0.00	1,020.00	0.00	0.00	0.00
10E050	1537	1100	00 000000	RCHS Bass Fishing Coach Sal	2,500.00	0.00	0.00	0.00	0.00	2,500.00
10E---	1537	1---	--		2,500.00	0.00	0.00	0.00	0.00	2,500.00
10E040	1540	1100	00 000000	RCMS A D Sal	4,500.00	366.10	2,540.18	0.00	0.00	1,959.82
10E---	1540	1---	--		4,500.00	366.10	2,540.18	0.00	0.00	1,959.82
10E040	1540	2110	00 000000	RCMS A D TRS	450.00	41.24	286.12	0.00	0.00	163.88
10E040	1540	2200	00 000000		0.00	0.00	0.00	0.00	0.00	0.00
10E---	1540	2---	--		450.00	41.24	286.12	0.00	0.00	163.88
10E040	1540	3190	00 000000	RCMS AD Pur Serv	250.00	0.00	-21.00	0.00	0.00	271.00
10E040	1540	3320	00 000000	RCMS A D Travel	700.00	0.00	316.26	0.00	0.00	383.74
10E040	1540	3910	00 000000	RCMS A D State Plyoffs	365.00	0.00	0.00	0.00	0.00	365.00
10E---	1540	3---	--		1,315.00	0.00	295.26	0.00	0.00	1,019.74
10E040	1540	4100	00 000000	RCMS A D Supplies	305.00	110.86	157.87	0.00	73.42	73.71
10E040	1540	4110	00 000000	RCMS A D Awards	1,600.00	32.50	1,612.05	0.00	0.00	-12.05
10E040	1540	4120	00 000000	RCMS Athletic Uniforms	2,000.00	0.00	0.00	0.00	0.00	2,000.00
10E---	1540	4---	--		3,905.00	143.36	1,769.92	0.00	73.42	2,061.66
10E040	1540	6400	00 000000	RCMS A D Dues/Fees	810.00	240.00	1,190.00	0.00	0.00	-380.00
10E---	1540	6---	--		810.00	240.00	1,190.00	0.00	0.00	-380.00
10E040	1550	1100	00 000000	RCMS Chrlldr Spons Sal	4,100.00	0.00	0.00	0.00	0.00	4,100.00
10E---	1550	1---	--		4,100.00	0.00	0.00	0.00	0.00	4,100.00
10E040	1550	2110	00 000000	RCMS Chrlldr Spons TRS	0.00	0.00	0.00	0.00	0.00	0.00
10E---	1550	2---	--		0.00	0.00	0.00	0.00	0.00	0.00
10E040	1550	3190	00 000000	RCMS Chrlldr Part Exp	0.00	0.00	0.00	0.00	0.00	0.00
10E040	1550	3320	00 000000	RCMS Chrlldr Travel	0.00	0.00	0.00	0.00	0.00	0.00
10E---	1550	3---	--		0.00	0.00	0.00	0.00	0.00	0.00
10E040	1550	4100	00 000000	RCMS Chrlldr Supplies	100.00	0.00	0.00	0.00	453.45	-353.45
10E---	1550	4---	--		100.00	0.00	0.00	0.00	453.45	-353.45
10E040	1550	6400	00 000000	RCMS Chrlldr Dues/Fees	0.00	0.00	0.00	0.00	0.00	0.00
10E---	1550	6---	--		0.00	0.00	0.00	0.00	0.00	0.00
10E040	1551	1100	00 000000	RCMS X-Country Coach Sal	4,100.00	0.00	4,027.22	0.00	0.00	72.78
10E040	1551	1120	00 000000	RCMS X-Country Wrk Sal	0.00	0.00	846.00	0.00	0.00	-846.00
10E---	1551	1---	--		4,100.00	0.00	4,873.22	0.00	0.00	-773.22
10E040	1551	2110	00 000000	RCMS X-Country Coach TRS	410.00	0.00	463.72	0.00	0.00	-53.72
10E---	1551	2---	--		410.00	0.00	463.72	0.00	0.00	-53.72
10E040	1551	3100	00 000000	MS Cross Country Officials	0.00	0.00	0.00	0.00	0.00	0.00
10E040	1551	3190	00 000000	RCMS X-Country Part Exp	0.00	0.00	127.00	0.00	0.00	-127.00
10E040	1551	3320	00 000000	RCMS X-Country Travel	0.00	0.00	0.00	0.00	0.00	0.00

FDTLOC	FUNC	OBJ	SJ	Account Level Description	2022-23 Budget	January 2022-23 Monthly Activity	2022-23 FYTD Activity	2022-23 Batch Activity	Encumbered Amount	2022-23 Available Funds
10E---	1551	3---	--	-----	0.00	0.00	127.00	0.00	0.00	-127.00
10E040	1551	4100	00	000000	150.00	0.00	479.91	0.00	0.00	-329.91
10E---	1551	4---	--	-----	150.00	0.00	479.91	0.00	0.00	-329.91
10E040	1551	6400	00	000000	0.00	0.00	0.00	0.00	0.00	0.00
10E---	1551	6---	--	-----	0.00	0.00	0.00	0.00	0.00	0.00
10E040	1552	1100	00	000000	2,200.00	0.00	2,196.67	0.00	0.00	3.33
10E---	1552	1---	--	-----	2,200.00	0.00	2,196.67	0.00	0.00	3.33
10E040	1552	2110	00	000000	220.00	0.00	247.41	0.00	0.00	-27.41
10E---	1552	2---	--	-----	220.00	0.00	247.41	0.00	0.00	-27.41
10E040	1552	3100	00	000000	1,200.00	0.00	690.00	0.00	0.00	510.00
10E040	1552	3190	00	000000	0.00	0.00	635.00	0.00	0.00	-635.00
10E040	1552	3320	00	000000	0.00	0.00	0.00	0.00	0.00	0.00
10E---	1552	3---	--	-----	1,200.00	0.00	1,325.00	0.00	0.00	-125.00
10E040	1552	4100	00	000000	1,250.00	0.00	4,003.74	0.00	0.00	-2,753.74
10E---	1552	4---	--	-----	1,250.00	0.00	4,003.74	0.00	0.00	-2,753.74
10E040	1552	5500	00	000000	0.00	0.00	628.21	0.00	0.00	-628.21
10E---	1552	5---	--	-----	0.00	0.00	628.21	0.00	0.00	-628.21
10E040	1553	1100	00	000000	2,200.00	0.00	1,399.41	0.00	0.00	800.59
10E---	1553	1---	--	-----	2,200.00	0.00	1,399.41	0.00	0.00	800.59
10E040	1553	2110	00	000000	220.00	0.00	157.48	0.00	0.00	62.52
10E---	1553	2---	--	-----	220.00	0.00	157.48	0.00	0.00	62.52
10E040	1553	3100	00	000000	1,200.00	0.00	550.00	0.00	0.00	650.00
10E040	1553	3190	00	000000	0.00	0.00	720.00	0.00	0.00	-720.00
10E040	1553	3320	00	000000	0.00	0.00	0.00	0.00	0.00	0.00
10E---	1553	3---	--	-----	1,200.00	0.00	1,270.00	0.00	0.00	-70.00
10E040	1553	4100	00	000000	1,250.00	0.00	4,123.43	0.00	0.00	-2,873.43
10E---	1553	4---	--	-----	1,250.00	0.00	4,123.43	0.00	0.00	-2,873.43
10E040	1553	5500	00	000000	0.00	0.00	1,010.51	0.00	0.00	-1,010.51
10E---	1553	5---	--	-----	0.00	0.00	1,010.51	0.00	0.00	-1,010.51
10E040	1560	1100	00	000000	7,000.00	7,322.22	7,502.22	0.00	0.00	-502.22
10E040	1560	1120	00	000000	1,500.00	414.00	783.00	0.00	0.00	717.00
10E---	1560	1---	--	-----	8,500.00	7,736.22	8,285.22	0.00	0.00	214.78
10E040	1560	2110	00	000000	700.00	838.95	844.53	0.00	0.00	-144.53
10E040	1560	2130	00	000000	0.00	0.00	0.00	0.00	0.00	0.00
10E---	1560	2---	--	-----	700.00	838.95	844.53	0.00	0.00	-144.53
10E040	1560	3100	00	000000	3,000.00	759.50	1,888.00	0.00	0.00	1,112.00
10E040	1560	3190	00	000000	0.00	0.00	0.00	0.00	0.00	0.00
10E040	1560	3320	00	000000	0.00	0.00	0.00	0.00	0.00	0.00
10E---	1560	3---	--	-----	3,000.00	759.50	1,888.00	0.00	0.00	1,112.00
10E040	1560	4100	00	000000	1,250.00	0.00	0.00	0.00	0.00	1,250.00

Account Level				2022-23	January 2022-23	2022-23	2022-23	Encumbered	2022-23	
FDTLOC	FUNC	OBJ	SJ	Description	Budget	Monthly Activity	FYTD Activity	Batch Activity	Amount	Available Funds
10E---	1560	4---	--	-----	1,250.00	0.00	0.00	0.00	0.00	1,250.00
10E040	1560	5400	00	000000	RCMS Girls Basketball Equip	0.00	0.00	0.00	0.00	0.00
10E---	1560	5---	--	-----	0.00	0.00	0.00	0.00	0.00	0.00
10E040	1560	6400	00	000000	RCMS Girls Basktbball Due/Fees	0.00	0.00	0.00	100.00	-100.00
10E---	1560	6---	--	-----	0.00	0.00	0.00	0.00	100.00	-100.00
10E040	1561	1100	00	000000	RCMS Volleybl Coach Sal	6,500.00	0.00	0.00	0.00	6,500.00
10E040	1561	1120	00	000000	RCMS Volleybl Gm Wrk Sal	500.00	0.00	99.00	0.00	401.00
10E---	1561	1---	--	-----	7,000.00	0.00	99.00	0.00	0.00	6,901.00
10E040	1561	2110	00	000000	RCMS Volleybl Coach TRS	650.00	0.00	0.00	0.00	650.00
10E040	1561	2130	00	000000		0.00	0.00	0.00	0.00	0.00
10E---	1561	2---	--	-----	650.00	0.00	0.00	0.00	0.00	650.00
10E040	1561	3100	00	000000	RCMS Volleybl Officials	1,100.00	0.00	0.00	0.00	1,100.00
10E040	1561	3190	00	000000	RCMS Volleybl Part Exp	700.00	0.00	0.00	0.00	700.00
10E040	1561	3320	00	000000	RCMS Volleybl Travel	0.00	0.00	0.00	0.00	0.00
10E---	1561	3---	--	-----	1,800.00	0.00	0.00	0.00	0.00	1,800.00
10E040	1561	4100	00	000000	RCMS Volleybl Supplies	300.00	158.00	158.00	0.00	142.00
10E---	1561	4---	--	-----	300.00	158.00	158.00	0.00	0.00	142.00
10E040	1561	6400	00	000000	RCMS Volleybl Dues/Fees	0.00	0.00	0.00	0.00	0.00
10E---	1561	6---	--	-----	0.00	0.00	0.00	0.00	0.00	0.00
10E040	1562	1100	00	000000	RCMS Grls Trk Coach Sal	3,650.00	0.00	0.00	0.00	3,650.00
10E---	1562	1---	--	-----	3,650.00	0.00	0.00	0.00	0.00	3,650.00
10E040	1562	2110	00	000000	RCMS Grls Trk Cch TRS	175.00	0.00	0.00	0.00	175.00
10E---	1562	2---	--	-----	175.00	0.00	0.00	0.00	0.00	175.00
10E040	1562	3100	00	000000	RCMS Grls Trk Officials	300.00	0.00	0.00	0.00	300.00
10E040	1562	3190	00	000000	RCMS Girls Track Part Exp	0.00	0.00	0.00	0.00	0.00
10E040	1562	3320	00	000000	RCMS Grls Trk Travel	0.00	0.00	0.00	0.00	0.00
10E---	1562	3---	--	-----	300.00	0.00	0.00	0.00	0.00	300.00
10E040	1562	4100	00	000000	RCMS Grls Trk Supplies	250.00	0.00	0.00	0.00	250.00
10E---	1562	4---	--	-----	250.00	0.00	0.00	0.00	0.00	250.00
10E040	1562	6400	00	000000	RCMS Grls Trk Dues/Fees	0.00	0.00	0.00	0.00	0.00
10E---	1562	6---	--	-----	0.00	0.00	0.00	0.00	0.00	0.00
10E040	1563	1100	00	000000	RCMS 6th girls BBall Coach Sal	3,700.00	0.00	40.50	0.00	3,659.50
10E---	1563	1---	--	-----	3,700.00	0.00	40.50	0.00	0.00	3,659.50
10E040	1563	2110	00	000000	RCMS 6th girls BBall Coach TRS	370.00	0.00	0.00	0.00	370.00
10E---	1563	2---	--	-----	370.00	0.00	0.00	0.00	0.00	370.00
10E040	1563	3100	00	000000	RCMS 6th girls BBall Officials	1,000.00	0.00	0.00	0.00	1,000.00
10E040	1563	3190	00	000000	MS 6th girls BBall Partic Exp	0.00	0.00	0.00	0.00	0.00
10E040	1563	3320	00	000000	RCMS 6th girls B-Ball Travel	0.00	0.00	0.00	0.00	0.00
10E---	1563	3---	--	-----	1,000.00	0.00	0.00	0.00	0.00	1,000.00
10E040	1563	4100	00	000000	RCMS 6th girls B-Ball Supplies	625.00	0.00	0.00	0.00	625.00

Account Level				2022-23	January 2022-23	2022-23	2022-23	Encumbered	2022-23	
FDTLOC	FUNC	OBJ	SJ	Description	Budget	Monthly Activity	FYTD Activity	Batch Activity	Amount	Available Funds
10E---	1563	4---	--	-----	625.00	0.00	0.00	0.00	0.00	625.00
10E040	1563	5500	00	000000	RCMS 6th girls BBall Equipment	0.00	0.00	0.00	0.00	0.00
10E---	1563	5---	--	-----	0.00	0.00	0.00	0.00	0.00	0.00
10E040	1564	1100	00	000000	RCMS 6th Boys Bb Coach Salary	2,825.00	76.50	76.50	0.00	2,748.50
10E---	1564	1---	--	-----	2,825.00	76.50	76.50	0.00	0.00	2,748.50
10E040	1564	2110	00	000000	RCMS 6th Boys Bball Coach TRS	255.00	0.00	0.00	0.00	255.00
10E---	1564	2---	--	-----	255.00	0.00	0.00	0.00	0.00	255.00
10E040	1564	3100	00	000000	RCMS 6th Boys Bball Officials	1,000.00	0.00	0.00	0.00	1,000.00
10E040	1564	3190	00	000000	RCMS 6th Boys Bball Partic Exp	0.00	0.00	0.00	0.00	0.00
10E040	1564	3320	00	000000	RCMS 6th Boys Bball Travel	0.00	0.00	0.00	0.00	0.00
10E---	1564	3---	--	-----	1,000.00	0.00	0.00	0.00	0.00	1,000.00
10E040	1564	4100	00	000000	RCMS 6th Boys Bball Supplies	625.00	0.00	0.00	0.00	625.00
10E---	1564	4---	--	-----	625.00	0.00	0.00	0.00	0.00	625.00
10E040	1564	5500	00	000000	RCMS 6th Boys Bball Equipment	0.00	0.00	0.00	0.00	0.00
10E---	1564	5---	--	-----	0.00	0.00	0.00	0.00	0.00	0.00
10E040	1570	1100	00	000000	RCMS Boys Basketball Coach Sal	6,500.00	49.50	1,252.00	0.00	5,248.00
10E040	1570	1120	00	000000	RCMS Boys Basketball Wrk Sal	1,600.00	198.00	787.50	0.00	812.50
10E040	1570	1210	00	000000		0.00	0.00	0.00	0.00	0.00
10E---	1570	1---	--	-----	8,100.00	247.50	2,039.50	0.00	0.00	6,060.50
10E040	1570	2110	00	000000	RCMS Boys Basketball Coach TRS	0.00	16.21	28.37	0.00	-28.37
10E040	1570	2130	00	000000		0.00	0.00	0.00	0.00	0.00
10E---	1570	2---	--	-----	0.00	16.21	28.37	0.00	0.00	-28.37
10E040	1570	3100	00	000000	RCMS Boys Basketball Official	3,000.00	899.50	2,091.00	0.00	909.00
10E040	1570	3190	00	000000	RCMS Boys Basketball Part Exp	0.00	0.00	0.00	0.00	0.00
10E040	1570	3320	00	000000	RCMS Boys Basketball Travel	0.00	0.00	0.00	0.00	0.00
10E---	1570	3---	--	-----	3,000.00	899.50	2,091.00	0.00	0.00	909.00
10E040	1570	4100	00	000000	RCMS Boys Basketball Supplies	1,250.00	0.00	45.00	0.00	1,205.00
10E---	1570	4---	--	-----	1,250.00	0.00	45.00	0.00	0.00	1,205.00
10E040	1570	6400	00	000000	RCMS Boys Basketball Due/Fees	0.00	0.00	0.00	100.00	-100.00
10E---	1570	6---	--	-----	0.00	0.00	0.00	0.00	100.00	-100.00
10E040	1571	1100	00	000000	RCMS Boys Track Coach Sal	5,300.00	0.00	0.00	0.00	5,300.00
10E---	1571	1---	--	-----	5,300.00	0.00	0.00	0.00	0.00	5,300.00
10E040	1571	2110	00	000000	RCMS Boys Track Coach TRS	165.00	0.00	0.00	0.00	165.00
10E---	1571	2---	--	-----	165.00	0.00	0.00	0.00	0.00	165.00
10E040	1571	3100	00	000000	RCMS Boys Track Officials	125.00	0.00	0.00	0.00	125.00
10E040	1571	3190	00	000000	RCMS Boys Track Part Exp	0.00	0.00	0.00	0.00	0.00
10E040	1571	3320	00	000000	RCMS Boys Track Travel	0.00	0.00	0.00	0.00	0.00
10E---	1571	3---	--	-----	125.00	0.00	0.00	0.00	0.00	125.00
10E040	1571	4100	00	000000	RCMS Boys Track Supplies	1,300.00	0.00	0.00	0.00	1,300.00
10E---	1571	4---	--	-----	1,300.00	0.00	0.00	0.00	0.00	1,300.00

Account Level				2022-23	January 2022-23	2022-23	2022-23	Encumbered	2022-23	
FDTLOC	FUNC	OBJ	SJ	Description	Budget	Monthly Activity	FYTD Activity	Batch Activity	Amount	Available Funds
10E040	1571	6400	00 000000	RCMS Boys Track Dues/Fees	0.00	0.00	0.00	0.00	0.00	0.00
10E---	1571	6---	-- -----		0.00	0.00	0.00	0.00	0.00	0.00
10E050	1572	1100	00 000000	RCMS Wrestling Coach	6,650.00	0.00	0.00	0.00	0.00	6,650.00
10E050	1572	1120	00 000000	RCMS Wrestling Workers Sal	500.00	27.00	27.00	0.00	0.00	473.00
10E---	1572	1---	-- -----		7,150.00	27.00	27.00	0.00	0.00	7,123.00
10E050	1572	2110	00 000000	RCMS Wrestling TRS	0.00	0.00	0.00	0.00	0.00	0.00
10E---	1572	2---	-- -----		0.00	0.00	0.00	0.00	0.00	0.00
10E050	1572	3100	00 000000	RCMS Wrestling Officials	1,440.00	0.00	90.00	1,160.00	0.00	190.00
10E050	1572	3190	00 000000	RCMS Wrestling Entry Fees	1,025.00	500.00	800.00	250.00	0.00	-25.00
10E050	1572	3320	00 000000	RCMS Wrestling Travel	0.00	0.00	0.00	0.00	0.00	0.00
10E---	1572	3---	-- -----		2,465.00	500.00	890.00	1,410.00	0.00	165.00
10E040	1572	4100	00 000000	Wrestling Supplies	0.00	0.00	0.00	0.00	0.00	0.00
10E050	1572	4100	00 000000	RCMS Wrestling Supp	510.00	0.00	510.00	0.00	0.00	0.00
10E---	1572	4---	-- -----		510.00	0.00	510.00	0.00	0.00	0.00
10E040	1575	1100	00 000000	RCMS Yearbook Sponsor Sal	3,300.00	274.58	1,911.02	0.00	0.00	1,388.98
10E---	1575	1---	-- -----		3,300.00	274.58	1,911.02	0.00	0.00	1,388.98
10E040	1575	2110	00 000000	RCMS Yearbook Sponsor TRS	330.00	30.92	215.23	0.00	0.00	114.77
10E---	1575	2---	-- -----		330.00	30.92	215.23	0.00	0.00	114.77
10E040	1576	1100	00 000000	RCMS Student Council Sp	1,500.00	122.04	849.36	0.00	0.00	650.64
10E---	1576	1---	-- -----		1,500.00	122.04	849.36	0.00	0.00	650.64
10E040	1576	2110	00 000000	RCMS Student Council TRS	150.00	13.74	95.62	0.00	0.00	54.38
10E---	1576	2---	-- -----		150.00	13.74	95.62	0.00	0.00	54.38
10E050	1580	1100	00 000000	RCMS Scholastic Bowl Coach Sal	4,700.00	0.00	0.00	0.00	0.00	4,700.00
10E---	1580	1---	-- -----		4,700.00	0.00	0.00	0.00	0.00	4,700.00
10E050	1580	2110	00 000000	RCMS Scholastic Bowl TRS	470.00	0.00	0.00	0.00	0.00	470.00
10E---	1580	2---	-- -----		470.00	0.00	0.00	0.00	0.00	470.00
10E050	1580	3190	00 000000	RCMS Scholastic Bowl Purch Ser	200.00	0.00	0.00	0.00	0.00	200.00
10E050	1580	3320	00 000000	RCMS Scholastic Bowl Travel	0.00	0.00	0.00	0.00	0.00	0.00
10E---	1580	3---	-- -----		200.00	0.00	0.00	0.00	0.00	200.00
10E050	1580	4100	00 000000	RCMS Scholastic Bowl Supp	340.00	0.00	0.00	0.00	0.00	340.00
10E---	1580	4---	-- -----		340.00	0.00	0.00	0.00	0.00	340.00
10E050	1582	1100	00 000000	RCMS Musical Sponsor Salary	15,000.00	0.00	14,561.69	0.00	0.00	438.31
10E---	1582	1---	-- -----		15,000.00	0.00	14,561.69	0.00	0.00	438.31
10E050	1582	2110	00 000000	RCMS Musical Sponsor TRS	1,500.00	0.00	1,398.08	0.00	0.00	101.92
10E050	1582	2130	00 000000		0.00	0.00	0.00	0.00	0.00	0.00
10E050	1582	2200	00 000000		0.00	0.00	0.00	0.00	0.00	0.00
10E---	1582	2---	-- -----		1,500.00	0.00	1,398.08	0.00	0.00	101.92
10E050	1582	3190	00 000000	RCMS Musical Purchase Serv	1,500.00	0.00	1,075.00	0.00	0.00	425.00
10E---	1582	3---	-- -----		1,500.00	0.00	1,075.00	0.00	0.00	425.00
10E050	1583	1100	00 000000	RCMS Marching Band Dir Sal	2,660.00	701.38	8,873.38	0.00	0.00	-6,213.38

Account Level					2022-23	January 2022-23	2022-23	2022-23	Encumbered	2022-23	
FDTLOC	FUNC	OBJ	SJ	Description	Budget	Monthly Activity	FYTD Activity	Batch Activity	Amount	Available Funds	
10E050	1583	1110	00	000000	RCHS Band Camp Sal	3,500.00	0.00	1,330.00	0.00	0.00	2,170.00
10E---	1583	1---	--	-----		6,160.00	701.38	10,203.38	0.00	0.00	-4,043.38
10E050	1583	2110	00	000000	RCHS Marching Band Dir TRS	1,300.00	41.24	810.62	0.00	0.00	489.38
10E---	1583	2---	--	-----		1,300.00	41.24	810.62	0.00	0.00	489.38
10E050	1583	3190	00	000000	RCHS Marching Band Part Exp	2,780.00	0.00	3,142.21	0.00	162.79	-525.00
10E---	1583	3---	--	-----		2,780.00	0.00	3,142.21	0.00	162.79	-525.00
10E010	1583	4100	00	000000	Band Uniforms	0.00	0.00	135.52	0.00	135.52	-271.04
10E050	1583	4100	00	000000	RCHS Marching Band Supplies	2,440.00	0.00	2,379.05	0.00	65.98	-5.03
10E---	1583	4---	--	-----		2,440.00	0.00	2,514.57	0.00	201.50	-276.07
10E050	1583	5500	00	000000	RCHS Band Uniforms	0.00	0.00	0.00	0.00	0.00	0.00
10E---	1583	5---	--	-----		0.00	0.00	0.00	0.00	0.00	0.00
10E050	1584	1100	00	000000	RCHS Chorus Spons Sal	0.00	0.00	0.00	0.00	0.00	0.00
10E---	1584	1---	--	-----		0.00	0.00	0.00	0.00	0.00	0.00
10E050	1585	1100	00	000000	RCHS Jr Cls Spons Sal	6,100.00	533.92	3,596.44	0.00	0.00	2,503.56
10E---	1585	1---	--	-----		6,100.00	533.92	3,596.44	0.00	0.00	2,503.56
10E050	1585	2110	00	000000	RCHS Jr Cls Spons TRS	610.00	60.14	376.78	0.00	0.00	233.22
10E---	1585	2---	--	-----		610.00	60.14	376.78	0.00	0.00	233.22
10E050	1586	1100	00	000000	RCHS Yearbook Sponsor Sal	3,000.00	244.08	1,698.76	0.00	0.00	1,301.24
10E---	1586	1---	--	-----		3,000.00	244.08	1,698.76	0.00	0.00	1,301.24
10E050	1586	2110	00	000000	RCHS Yearbook Sponsor TRS	300.00	27.50	191.42	0.00	0.00	108.58
10E---	1586	2---	--	-----		300.00	27.50	191.42	0.00	0.00	108.58
10E050	1586	4100	00	000000	RCHS Yearbook Supplies	1,500.00	0.00	275.63	0.00	23.31	1,201.06
10E---	1586	4---	--	-----		1,500.00	0.00	275.63	0.00	23.31	1,201.06
10E050	1588	1100	00	000000	RCHS X-Curr Sprvs Sal	250.00	0.00	0.00	0.00	0.00	250.00
10E---	1588	1---	--	-----		250.00	0.00	0.00	0.00	0.00	250.00
10E050	1588	2110	00	000000	RCHS X-Curr Sprvs TRS	25.00	0.00	0.00	0.00	0.00	25.00
10E---	1588	2---	--	-----		25.00	0.00	0.00	0.00	0.00	25.00
10E050	1589	1100	00	000000	RCHS Student Council Sal	4,100.00	335.60	2,455.32	0.00	0.00	1,644.68
10E---	1589	1---	--	-----		4,100.00	335.60	2,455.32	0.00	0.00	1,644.68
10E050	1589	2110	00	000000	RCHS Student Council TRS	410.00	37.82	276.66	0.00	0.00	133.34
10E---	1589	2---	--	-----		410.00	37.82	276.66	0.00	0.00	133.34
10E050	1590	1110	00	000000	RCHS Rifle/Drill Sal	5,050.00	419.08	2,747.88	0.00	0.00	2,302.12
10E---	1590	1---	--	-----		5,050.00	419.08	2,747.88	0.00	0.00	2,302.12
10E050	1590	2130	00	000000		0.00	0.00	0.00	0.00	0.00	0.00
10E---	1590	2---	--	-----		0.00	0.00	0.00	0.00	0.00	0.00
10E050	1590	3320	00	000000	RCHS Rifle/Drill Travel	0.00	0.00	0.00	0.00	0.00	0.00
10E---	1590	3---	--	-----		0.00	0.00	0.00	0.00	0.00	0.00
10E040	1591	1100	00	000000	RCMS Band Director Sal	4,100.00	335.60	2,275.92	0.00	0.00	1,824.08
10E---	1591	1---	--	-----		4,100.00	335.60	2,275.92	0.00	0.00	1,824.08
10E040	1591	2110	00	000000	RCMS Band Directors TRS	410.00	37.82	256.42	0.00	0.00	153.58

Account Level				2022-23	January 2022-23	2022-23	2022-23	Encumbered	2022-23	
FDTLOC	FUNC	OBJ	SJ	Description	Budget	Monthly Activity	FYTD Activity	Batch Activity	Amount	Available Funds
10E---	1591	2---	--	-----	410.00	37.82	256.42	0.00	0.00	153.58
10E040	1591	3190	00	000000	RCMS Band Pur Serv	0.00	0.00	0.00	0.00	0.00
10E040	1591	3230	00	000000	RCMS Band Rep/Main	1,000.00	1,000.00	1,000.00	0.00	0.00
10E---	1591	3---	--	-----	1,000.00	1,000.00	1,000.00	0.00	0.00	0.00
10E040	1591	4100	00	000000	RCMS Music Supp/Parts	0.00	0.00	0.00	0.00	0.00
10E---	1591	4---	--	-----	0.00	0.00	0.00	0.00	0.00	0.00
10E040	1591	5500	00	000000	RCMS Band Equipment	0.00	0.00	0.00	0.00	0.00
10E---	1591	5---	--	-----	0.00	0.00	0.00	0.00	0.00	0.00
10E040	1591	6400	00	000000	RCMS Band Dues/Fees	100.00	0.00	80.00	0.00	20.00
10E---	1591	6---	--	-----	100.00	0.00	80.00	0.00	0.00	20.00
10E040	1593	1100	00	000000	RCMS Talent Shw Spon Sal	6,600.00	0.00	0.00	0.00	6,600.00
10E---	1593	1---	--	-----	6,600.00	0.00	0.00	0.00	0.00	6,600.00
10E040	1593	2110	00	000000	RCMS Talent Shw Spon TRS	660.00	0.00	0.00	0.00	660.00
10E---	1593	2---	--	-----	660.00	0.00	0.00	0.00	0.00	660.00
10E040	1593	4100	00	000000	RCMS Talent Shw Supp	200.00	0.00	0.00	0.00	200.00
10E---	1593	4---	--	-----	200.00	0.00	0.00	0.00	0.00	200.00
10E040	1594	4100	00	000000	RCMS Drama Supplies	0.00	0.00	0.00	0.00	0.00
10E---	1594	4---	--	-----	0.00	0.00	0.00	0.00	0.00	0.00
10E040	1598	1100	00	000000	RCMS Dance/Grad Sup Sal	250.00	0.00	0.00	0.00	250.00
10E---	1598	1---	--	-----	250.00	0.00	0.00	0.00	0.00	250.00
10E040	1598	2110	00	000000	RCMS Dance/Grad TRS	25.00	0.00	0.00	0.00	25.00
10E---	1598	2---	--	-----	25.00	0.00	0.00	0.00	0.00	25.00
10E040	1599	1100	00	000000	RCMS Math Counts Sponsor	1,500.00	0.00	0.00	0.00	1,500.00
10E---	1599	1---	--	-----	1,500.00	0.00	0.00	0.00	0.00	1,500.00
10E040	1599	2110	00	000000	RCMS Math Counts Sponsor TRS	150.00	0.00	0.00	0.00	150.00
10E---	1599	2---	--	-----	150.00	0.00	0.00	0.00	0.00	150.00
10E040	1599	3320	00	000000	RCMS Team Quest Travel	600.00	0.00	700.00	0.00	-100.00
10E---	1599	3---	--	-----	600.00	0.00	700.00	0.00	0.00	-100.00
10E---	15--	----	--	-----	416,400.00	19,849.04	214,545.68	5,594.10	3,070.47	193,189.75
10E050	1700	1100	00	000000	Drivers Ed Teach Salary	75,000.00	3,265.46	33,124.96	0.00	41,875.04
10E050	1700	1200	00	000000	Drivers Ed Sub Sal	500.00	0.00	120.00	0.00	380.00
10E---	1700	1---	--	-----	75,500.00	3,265.46	33,244.96	0.00	0.00	42,255.04
10E050	1700	2110	00	000000	Drivers Ed TRS	7,500.00	318.23	2,214.93	0.00	5,285.07
10E050	1700	2200	00	000000	Drivers Ed Ins Ben	4,600.00	380.00	2,510.00	0.00	2,090.00
10E---	1700	2---	--	-----	12,100.00	698.23	4,724.93	0.00	0.00	7,375.07
10E050	1700	3190	00	000000	Drivers Ed Pur Serv	230.00	0.00	328.00	0.00	-98.00
10E050	1700	3230	00	000000	Drivers Ed Rep/Maint	1,775.00	36.00	82.50	0.00	1,692.50
10E050	1700	3320	00	000000	Drivers Ed Travel	25.00	0.00	0.00	0.00	25.00
10E050	1700	3600	00	000000	Drivers Ed Printing	0.00	0.00	339.50	0.00	-339.50
10E---	1700	3---	--	-----	2,030.00	36.00	750.00	0.00	0.00	1,280.00

Account Level				2022-23	January 2022-23	2022-23	2022-23	Encumbered	2022-23	
FDTLOC	FUNC	OBJ	SJ	Description	Budget	Monthly Activity	FYTD Activity	Batch Activity	Amount	Available Funds
10E050	1700	4100	00 000000	Drivers Ed Supplies	470.00	71.89	102.37	0.00	0.00	367.63
10E050	1700	4210	00 000000	Drivers Ed Replcmnt Texbks	0.00	0.00	0.00	0.00	0.00	0.00
10E050	1700	4640	00 000000	Drivers Ed Fuel	3,500.00	0.00	0.00	0.00	0.00	3,500.00
10E---	1700	4---	-- -----		3,970.00	71.89	102.37	0.00	0.00	3,867.63
10E050	1700	5500	00 000000	Drivers Ed Equipment	615.00	0.00	0.00	0.00	0.00	615.00
10E---	1700	5---	-- -----		615.00	0.00	0.00	0.00	0.00	615.00
10E---	17--	----	-- -----		94,215.00	4,071.58	38,822.26	0.00	0.00	55,392.74
10E010	1800	1100	00 000000	Bilingual Prog Sal	5,000.00	0.00	510.00	0.00	0.00	4,490.00
10E010	1800	1110	00 000000	LLS Aide Sal	0.00	1,827.00	9,135.00	0.00	0.00	-9,135.00
10E010	1800	1200	00 000000		0.00	0.00	52.50	0.00	0.00	-52.50
10E010	1800	1210	00 000000		0.00	0.00	210.00	0.00	0.00	-210.00
10E---	1800	1---	-- -----		5,000.00	1,827.00	9,907.50	0.00	0.00	-4,907.50
10E010	1800	2110	00 000000	Bilingual Program TRS	500.00	0.00	57.44	0.00	0.00	442.56
10E010	1800	2200	00 000000	LLS Aide Ins Ben	0.00	1.00	5.00	0.00	0.00	-5.00
10E---	1800	2---	-- -----		500.00	1.00	62.44	0.00	0.00	437.56
10E010	1800	4100	00 000000	Bilingual Supplies	250.00	0.00	0.00	0.00	0.00	250.00
10E---	1800	4---	-- -----		250.00	0.00	0.00	0.00	0.00	250.00
10E---	18--	----	-- -----		5,750.00	1,828.00	9,969.94	0.00	0.00	-4,219.94
10E550	1900	1110	00 550000	TAOEP TA/Aide Salary	0.00	0.00	4,250.16	0.00	0.00	-4,250.16
10E750	1900	1110	00 750000	TAOEP TA/Aide Salary	0.00	54.00	54.00	0.00	0.00	-54.00
10E550	1900	1200	00 550000		0.00	0.00	0.00	0.00	0.00	0.00
10E550	1900	1210	00 550000	TAOEP Sub TA/Aide Salary	0.00	0.00	0.00	0.00	0.00	0.00
10E750	1900	1210	00 750000	TAOEP Sub Sal	0.00	0.00	0.00	0.00	0.00	0.00
10E---	1900	1---	-- -----		0.00	54.00	4,304.16	0.00	0.00	-4,304.16
10E750	1900	2130	00 750000		0.00	0.00	0.00	0.00	0.00	0.00
10E550	1900	2200	00 550000	TAOEP Ins Ben	5.00	0.00	2.00	0.00	0.00	3.00
10E750	1900	2200	00 750000	TAOEP Ins Ben	0.00	0.00	0.00	0.00	0.00	0.00
10E---	1900	2---	-- -----		5.00	0.00	2.00	0.00	0.00	3.00
10E550	1900	4100	00 550000	TAOEP Supplies	0.00	0.00	0.00	0.00	0.00	0.00
10E750	1900	4100	00 750000	TAOEP Supp	0.00	0.00	0.00	0.00	0.00	0.00
10E---	1900	4---	-- -----		0.00	0.00	0.00	0.00	0.00	0.00
10E750	1900	5500	00 750000	TAEOP Equipment	0.00	0.00	0.00	0.00	0.00	0.00
10E---	1900	5---	-- -----		0.00	0.00	0.00	0.00	0.00	0.00
10E550	1900	6900	00 550000	Refund of TAOEP PROCEEDS	0.00	0.00	0.00	0.00	0.00	0.00
10E---	1900	6---	-- -----		0.00	0.00	0.00	0.00	0.00	0.00
10E010	1911	6700	00 000000	Riverside Medical Center	0.00	0.00	0.00	0.00	0.00	0.00
10E010	1911	6710	00 000000	Reg Ed Pavilion Tuition	1,000.00	0.00	462.00	0.00	0.00	538.00
10E010	1911	6730	00 000000	Alexian Brothers Behavioral	0.00	0.00	0.00	0.00	0.00	0.00
10E010	1911	6790	00 000000	Lincoln Prairie Behavioral Hom	1,500.00	0.00	0.00	0.00	0.00	1,500.00
10E010	1911	6870	00 000000	Learn Well Tuition	0.00	972.59	972.59	0.00	0.00	-972.59

Account Level				2022-23	January 2022-23	2022-23	2022-23	Encumbered	2022-23	
FDTLOC	FUNC	OBJ	SJ	Description	Budget	Monthly Activity	FYTD Activity	Batch Activity	Amount	Available Funds
10E---	1911	6---	--	-----	2,500.00	972.59	1,434.59	0.00	0.00	1,065.41
10E260	1912	6700	00	260000 Sp Ed Priv Swann Tuition	0.00	0.00	0.00	0.00	0.00	0.00
10E010	1912	6710	00	000000 Reg Ed Pavilion Tuition	0.00	0.00	0.00	0.00	0.00	0.00
10E260	1912	6710	00	260000 Sp Ed Priv Pavilion Tuition	0.00	0.00	400.00	0.00	0.00	-400.00
10E260	1912	6720	00	000000 Kemmerer Village RM/BD/Tuition	0.00	18,051.62	18,051.62	0.00	0.00	-18,051.62
10E260	1912	6730	00	260000 Sp Ed Salem Children's Home	0.00	0.00	0.00	0.00	0.00	0.00
10E260	1912	6740	00	260000 Sp Ed Cunningham Home R/B	0.00	0.00	0.00	0.00	0.00	0.00
10E260	1912	6750	00	260000 Cunningham Children's Home	0.00	0.00	0.00	0.00	0.00	0.00
10E260	1912	6760	00	260000 Swann Tuition	0.00	0.00	0.00	0.00	0.00	0.00
10E260	1912	6770	00	260000 Streamwood Behavioral Health	0.00	0.00	0.00	0.00	0.00	0.00
10E260	1912	6780	00	260000 Salem Childrens Home	0.00	0.00	0.00	0.00	0.00	0.00
10E260	1912	6800	00	260000 Sp Ed Lincoln Prairie	0.00	0.00	0.00	0.00	0.00	0.00
10E260	1912	6810	00	260000 Meridell Achievement Center	0.00	0.00	0.00	0.00	0.00	0.00
10E260	1912	6830	00	260000 Chaddock	0.00	0.00	0.00	0.00	0.00	0.00
10E260	1912	6850	00	260000 LakeMary	0.00	0.00	0.00	0.00	0.00	0.00
10E260	1912	6860	00	260000	0.00	0.00	400.00	0.00	0.00	-400.00
10E---	1912	6---	--	-----	0.00	18,051.62	18,851.62	0.00	0.00	-18,851.62
10E999	1999	0000	00	000000 Student Activity Disbursements	0.00	0.00	0.00	0.00	0.00	0.00
10E---	1999	0---	--	-----	0.00	0.00	0.00	0.00	0.00	0.00
10E---	19--	----	--	-----	2,505.00	19,078.21	24,592.37	0.00	0.00	-22,087.37
10E010	2110	1100	00	000000 Social Worker Sal	50,000.00	1,348.31	6,655.50	0.00	0.00	43,344.50
10E342	2110	1100	00	000000 ESSER II Social Work Salary	0.00	0.00	5,001.19	0.00	0.00	-5,001.19
10E550	2110	1100	00	550000 TAOEP Social Wrkr Sal	0.00	0.00	0.00	0.00	0.00	0.00
10E750	2110	1100	00	750000 TAOEP Social Worker Sal	0.00	0.00	0.00	0.00	0.00	0.00
10E020	2110	1110	00	000000 RCES Social Workers Sal	0.00	0.00	0.00	0.00	0.00	0.00
10E550	2110	1110	00	550000 TAOEP Sec/Intervntst Sal	0.00	0.00	0.00	0.00	0.00	0.00
10E750	2110	1110	00	750000 TAOEP Interventionist Sal	0.00	0.00	0.00	0.00	0.00	0.00
10E750	2110	1200	00	750000	0.00	0.00	0.00	0.00	0.00	0.00
10E---	2110	1---	--	-----	50,000.00	1,348.31	11,656.69	0.00	0.00	38,343.31
10E010	2110	2110	00	000000 Social Worker TRS	5,000.00	307.32	2,175.26	0.00	0.00	2,824.74
10E342	2110	2110	00	000000 ESSER II Social Work TRS	0.00	0.00	481.69	0.00	0.00	-481.69
10E550	2110	2110	00	550000 TAOEP TRS	0.00	0.00	0.00	0.00	0.00	0.00
10E750	2110	2110	00	750000 TAOEP Social Worker TRS	0.00	0.00	0.00	0.00	0.00	0.00
10E020	2110	2130	00	000000 RCES	0.00	0.00	0.00	0.00	0.00	0.00
10E750	2110	2130	00	750000	0.00	0.00	0.00	0.00	0.00	0.00
10E010	2110	2200	00	000000 Social Worker Ins Ben	9,120.00	0.00	0.00	0.00	0.00	9,120.00
10E342	2110	2200	00	000000 ESSER II Soc Work Ins Benefit	0.00	0.00	0.00	0.00	0.00	0.00
10E550	2110	2200	00	550000 TAOEP Ins Ben	0.00	0.00	0.00	0.00	0.00	0.00
10E750	2110	2200	00	750000 TAOEP Ins Ben	0.00	0.00	0.00	0.00	0.00	0.00
10E---	2110	2---	--	-----	14,120.00	307.32	2,656.95	0.00	0.00	11,463.05

Account Level					2022-23	January 2022-23	2022-23	2022-23	Encumbered	2022-23
FDTLOC	FUNC	OBJ	SJ	Description	Budget	Monthly Activity	FYTD Activity	Batch Activity	Amount	Available Funds
10E550	2110	3190	00	550000 TAOEP Pur Serv	0.00	0.00	0.00	0.00	0.00	0.00
10E750	2110	3190	00	750000 TAOEP Pur Serv	0.00	0.00	0.00	0.00	0.00	0.00
10E920	2110	3190	00	920000 District Social Worker Purchas	0.00	0.00	0.00	0.00	0.00	0.00
10E010	2110	3320	00	000000 Social Worker Travel	200.00	0.00	0.00	0.00	0.00	200.00
10E550	2110	3320	00	550000 TAOEP Travel-FY06	0.00	0.00	0.00	0.00	0.00	0.00
10E750	2110	3320	00	750000 TAOEP Travel	0.00	0.00	0.00	0.00	0.00	0.00
10E920	2110	3320	00	920000 District Social Worker Mileage	0.00	0.00	0.00	0.00	0.00	0.00
10E---	2110	3---	--	-----	200.00	0.00	0.00	0.00	0.00	200.00
10E920	2110	4100	00	920000 District Social Worker Supplie	1,000.00	0.00	0.00	0.00	0.00	1,000.00
10E---	2110	4---	--	-----	1,000.00	0.00	0.00	0.00	0.00	1,000.00
10E020	2120	1100	00	000000 RCES Guidance Sal	95,000.00	7,585.98	54,103.80	0.00	0.00	40,896.20
10E040	2120	1100	00	000000 RCMS Guidance Sal	40,000.00	3,247.42	24,150.94	0.00	0.00	15,849.06
10E050	2120	1100	00	000000 RCHS Guidance Salary SAL	105,000.00	8,062.72	55,813.12	0.00	0.00	49,186.88
10E070	2120	1100	00	000000 21st Century Guid Sal	0.00	0.00	0.00	0.00	0.00	0.00
10E342	2120	1100	00	000000 ESSER II Social Work Salary	22,000.00	0.00	7,427.72	0.00	0.00	14,572.28
10E470	2120	1100	00	470000 21st Century SW Sal	0.00	0.00	0.00	0.00	0.00	0.00
10E050	2120	1110	00	000000 RCHS Guidance Sec Salary	31,000.00	2,580.00	17,200.00	0.00	0.00	13,800.00
10E020	2120	1200	00	000000 RCES Counselor Sub	0.00	0.00	0.00	0.00	0.00	0.00
10E050	2120	1210	00	000000 RCHS Guidance Sub Sec Sal	0.00	0.00	0.00	0.00	0.00	0.00
10E---	2120	1---	--	-----	293,000.00	21,476.12	158,695.58	0.00	0.00	134,304.42
10E020	2120	2110	00	000000 RCES Guidance TRS	9,500.00	854.46	5,279.24	0.00	0.00	4,220.76
10E040	2120	2110	00	000000 RCMS Guidance TRS	4,000.00	365.78	2,720.26	0.00	0.00	1,279.74
10E050	2120	2110	00	000000 RCHS Guidance TRS	10,500.00	908.14	6,286.52	0.00	0.00	4,213.48
10E070	2120	2110	00	000000 21st Century TRS	0.00	0.00	0.00	0.00	0.00	0.00
10E342	2120	2110	00	000000 ESSER II Social Work TRS	4,500.00	0.00	1,693.04	0.00	0.00	2,806.96
10E470	2120	2110	00	470000 21st Century TRS	0.00	0.00	0.00	0.00	0.00	0.00
10E050	2120	2130	00	000000	0.00	0.00	0.00	0.00	0.00	0.00
10E020	2120	2200	00	000000 RCES Ins Ben	18,400.00	1,520.00	8,822.00	0.00	0.00	9,578.00
10E040	2120	2200	00	000000 RCMS Guidance Ins Ben	9,200.00	760.00	5,020.00	0.00	0.00	4,180.00
10E050	2120	2200	00	000000 RCHS Guidance Ins Ben	12,000.00	1,521.00	14,460.72	0.00	0.00	-2,460.72
10E342	2120	2200	00	000000 ESSER II Soc Work Ins Benefit	0.00	0.00	1,220.00	0.00	0.00	-1,220.00
10E---	2120	2---	--	-----	68,100.00	5,929.38	45,501.78	0.00	0.00	22,598.22
10E010	2120	3140	00	000000 District Testing Services	0.00	0.00	0.00	0.00	0.00	0.00
10E020	2120	3190	00	000000 RCES Guid Pur Serv	100.00	0.00	0.00	0.00	0.00	100.00
10E040	2120	3190	00	000000 RCMS Guidance Purchase Service	150.00	0.00	0.00	0.00	0.00	150.00
10E050	2120	3190	00	000000 RCHS Guidance Pur Serv	0.00	0.00	0.00	0.00	0.00	0.00
10E070	2120	3190	00	000000 21st Century Grant-Pur Srvcs	0.00	0.00	0.00	0.00	0.00	0.00
10E100	2120	3190	00	100000 Title I CHAT Pur Serv	1,500.00	0.00	700.00	0.00	0.00	800.00
10E390	2120	3190	00	390000 Perkins Guidance Software Rene	0.00	0.00	0.00	0.00	0.00	0.00
10E500	2120	3190	00	500000 Title I Guid Pur Serv CHAT	0.00	0.00	0.00	0.00	0.00	0.00

Account Level				2022-23	January 2022-23	2022-23	2022-23	Encumbered	2022-23	
FDTLOC	FUNC	OBJ	SJ	Description	Budget	Monthly Activity	FYTD Activity	Batch Activity	Amount	Available Funds
10E680	2120	3190	00	680000 CHAT Guid Speaker	0.00	0.00	0.00	0.00	0.00	0.00
10E880	2120	3190	00	880000 CHAT #2 JF-Speaker	0.00	0.00	0.00	0.00	0.00	0.00
10E050	2120	3230	00	000000 RCHS Guidance Rep/Maint	0.00	0.00	0.00	0.00	0.00	0.00
10E050	2120	3240	00	000000 RCHS Guidance Copier Repair	250.00	0.00	0.00	0.00	0.00	250.00
10E050	2120	3260	00	000000 RCHS Guidance Postage	0.00	0.00	0.00	0.00	0.00	0.00
10E040	2120	3320	00	000000 RCMS Guidance Travel	50.00	0.00	0.00	0.00	0.00	50.00
10E050	2120	3320	00	000000 RCHS Guidance Travel	600.00	0.00	0.00	0.00	0.00	600.00
10E070	2120	3320	00	000000 21st Century Mile	0.00	0.00	0.00	0.00	0.00	0.00
10E470	2120	3320	00	470000 21st Century Mileage	0.00	0.00	0.00	0.00	0.00	0.00
10E050	2120	3600	00	000000 RCHS Guidance Printing	0.00	0.00	0.00	0.00	0.00	0.00
10E---	2120	3---	--	-----	2,650.00	0.00	700.00	0.00	0.00	1,950.00
10E010	2120	4100	00	000000 District Testing Supplies	0.00	0.00	0.00	0.00	0.00	0.00
10E020	2120	4100	00	000000 RCES Guid Supp	2,500.00	0.00	0.00	0.00	0.00	2,500.00
10E040	2120	4100	00	000000 RCMS Guidance Supplies	500.00	0.00	0.00	0.00	0.00	500.00
10E050	2120	4100	00	000000 RCHS Guidance Supplies	3,000.00	101.24	290.44	0.00	0.00	2,709.56
10E070	2120	4100	00	000000 21st Century Supplies	0.00	0.00	0.00	0.00	0.00	0.00
10E470	2120	4100	00	470000 21st Century Guid Supp	0.00	0.00	0.00	0.00	0.00	0.00
10E500	2120	4100	00	500000 Title I Counselor Supp	0.00	0.00	0.00	0.00	0.00	0.00
10E680	2120	4100	00	680000 CHAT Guid Supp	0.00	0.00	0.00	0.00	0.00	0.00
10E880	2120	4100	00	880000 CHAT #2 JF Supplies	0.00	0.00	103.65	0.00	0.00	-103.65
10E050	2120	4240	00	000000 RCHS Guidance Paper/Toner	0.00	0.00	0.00	0.00	0.00	0.00
10E050	2120	4700	00	000000 RCHS Guidance Software	0.00	0.00	0.00	0.00	0.00	0.00
10E---	2120	4---	--	-----	6,000.00	101.24	394.09	0.00	0.00	5,605.91
10E050	2120	5500	00	000000 RCHS Guidance Equipment	3,400.00	0.00	2,295.00	0.00	0.00	1,105.00
10E---	2120	5---	--	-----	3,400.00	0.00	2,295.00	0.00	0.00	1,105.00
10E050	2120	6400	00	000000 RCHS Guidance Membership/Dues	150.00	0.00	0.00	0.00	0.00	150.00
10E---	2120	6---	--	-----	150.00	0.00	0.00	0.00	0.00	150.00
10E010	2130	1100	00	000000 District Nurse Salary	175,000.00	14,194.26	63,122.98	0.00	0.00	111,877.02
10E342	2130	1100	00	342000 ESSER II Nursing Salary	0.00	0.00	3,800.00	0.00	0.00	-3,800.00
10E010	2130	1200	00	000000 District Sub Nurse Sal	5,000.00	181.25	3,873.75	0.00	0.00	1,126.25
10E010	2130	1210	00	000000 Sub Nurse Sec Sal	500.00	0.00	0.00	0.00	0.00	500.00
10E---	2130	1---	--	-----	180,500.00	14,375.51	70,796.73	0.00	0.00	109,703.27
10E010	2130	2110	00	000000 District Nurse TRS	17,500.00	1,034.10	7,174.55	0.00	0.00	10,325.45
10E010	2130	2130	00	000000	0.00	0.00	0.00	0.00	0.00	0.00
10E010	2130	2200	00	000000 District Nurse Ins Ben	18,300.00	1,522.00	8,836.00	0.00	0.00	9,464.00
10E---	2130	2---	--	-----	35,800.00	2,556.10	16,010.55	0.00	0.00	19,789.45
10E010	2130	3190	00	000000 District Nurse V & H Screening	1,000.00	0.00	0.00	0.00	0.00	1,000.00
10E342	2130	3190	00	342000 ESSER II Health Services	0.00	1,866.00	1,866.00	0.00	0.00	-1,866.00
10E345	2130	3190	00	345000 ARP McKin Vent Health Services	7,500.00	390.00	2,360.00	0.00	0.00	5,140.00
10E920	2130	3190	00	920000 District Immuniz/Reg Fee	1,000.00	65.00	2,655.75	0.00	0.00	-1,655.75

Account Level				2022-23	January 2022-23	2022-23	2022-23	Encumbered	2022-23		
FDTLOC	FUNC	OBJ	SJ	Description	Budget	Monthly Activity	FYTD Activity	Batch Activity	Amount	Available Funds	
10E920	2130	3230	00	920000	District Nurse Rep/Maint	500.00	0.00	0.00	0.00	275.00	225.00
10E920	2130	3320	00	920000	District Nurse Travel	500.00	0.00	0.00	0.00	0.00	500.00
10E---	2130	3---	--	-----	10,500.00	2,321.00	6,881.75	0.00	275.00	3,343.25	
10E220	2130	4100	00	220000	FEMA GRANT HEALTH SUPPLIES	0.00	0.00	0.00	0.00	0.00	0.00
10E340	2130	4100	00	340000	ESSER Nursing Supplies	0.00	0.00	0.00	0.00	0.00	0.00
10E342	2130	4100	00	000000	ESSER II Nursing Supplies	5,000.00	0.00	0.00	0.00	0.00	5,000.00
10E345	2130	4100	00	345000	ARP McKin Vent Health Supplies	1,000.00	0.00	0.00	0.00	0.00	1,000.00
10E920	2130	4100	00	920000	District Nurse Supplies	6,200.00	644.58	2,175.42	0.00	3,821.20	203.38
10E920	2130	4400	00	920000	Subscription Renewals	0.00	0.00	0.00	0.00	0.00	0.00
10E920	2130	4700	00	920000	Nurses Software	0.00	0.00	0.00	0.00	0.00	0.00
10E---	2130	4---	--	-----	12,200.00	644.58	2,175.42	0.00	3,821.20	6,203.38	
10E920	2130	5500	00	920000	District Nurse Equipment	0.00	0.00	0.00	0.00	0.00	0.00
10E---	2130	5---	--	-----	0.00	0.00	0.00	0.00	0.00	0.00	
10E920	2130	6400	00	920000	Nurses Membership/Dues Fees	350.00	0.00	292.00	0.00	0.00	58.00
10E---	2130	6---	--	-----	350.00	0.00	292.00	0.00	0.00	58.00	
10E140	2140	1100	00	140000	Psychologist Sal	0.00	0.00	0.00	0.00	0.00	0.00
10E---	2140	1---	--	-----	0.00	0.00	0.00	0.00	0.00	0.00	
10E140	2140	2110	00	140000	Psychologist TRS	0.00	0.00	0.00	0.00	0.00	0.00
10E140	2140	2200	00	140000	Psychologist Ins Ben	0.00	0.00	0.00	0.00	0.00	0.00
10E---	2140	2---	--	-----	0.00	0.00	0.00	0.00	0.00	0.00	
10E920	2140	3190	00	920000	Pysh Pur Serv	0.00	0.00	0.00	0.00	0.00	0.00
10E---	2140	3---	--	-----	0.00	0.00	0.00	0.00	0.00	0.00	
10E920	2140	4130	00	920000	Psych Supp	0.00	0.00	0.00	0.00	0.00	0.00
10E---	2140	4---	--	-----	0.00	0.00	0.00	0.00	0.00	0.00	
10E150	2150	1100	00	150000	Speech ELL Students Sal	0.00	0.00	0.00	0.00	0.00	0.00
10E280	2150	1100	00	280000	District Speech Salary	275,000.00	22,660.08	149,127.31	0.00	0.00	125,872.69
10E280	2150	1110	00	280000	District Speech Aide	0.00	0.00	0.00	0.00	0.00	0.00
10E---	2150	1---	--	-----	275,000.00	22,660.08	149,127.31	0.00	0.00	125,872.69	
10E150	2150	2110	00	150000	Speech ELL Students TRS	0.00	0.00	0.00	0.00	0.00	0.00
10E280	2150	2110	00	280000	District Speech TRS	27,500.00	2,552.33	16,797.05	0.00	0.00	10,702.95
10E280	2150	2130	00	280000		0.00	0.00	0.00	0.00	0.00	
10E280	2150	2200	00	280000	District Speech Ins Ben	42,000.00	3,041.00	29,729.63	0.00	0.00	12,270.37
10E---	2150	2---	--	-----	69,500.00	5,593.33	46,526.68	0.00	0.00	22,973.32	
10E920	2150	3190	00	920000	Speech Purchase Services	100.00	69.00	69.00	0.00	0.00	31.00
10E920	2150	3320	00	920000	District Speech Travel	2,400.00	0.00	397.57	0.00	0.00	2,002.43
10E---	2150	3---	--	-----	2,500.00	69.00	466.57	0.00	0.00	2,033.43	
10E920	2150	4100	00	920000	District Speech Supplies	1,125.00	40.46	225.19	0.00	36.34	863.47
10E920	2150	4130	00	920000	District Speech Testing Suppli	2,990.00	0.00	0.00	0.00	0.00	2,990.00
10E920	2150	4200	00	920000	District Bilingual Test Suppli	0.00	0.00	0.00	0.00	0.00	0.00
10E920	2150	4220	00	920000	District Speech Workbooks	0.00	0.00	0.00	0.00	0.00	0.00

Account Level				2022-23	January 2022-23	2022-23	2022-23	Encumbered	2022-23		
FDTLOC	FUNC	OBJ	SJ	Description	Budget	Monthly Activity	FYTD Activity	Batch Activity	Amount	Available Funds	
10E---	2150	4---	--	-----	4,115.00	40.46	225.19	0.00	36.34	3,853.47	
10E920	2150	5500	00	000000	District Speech Equip	0.00	0.00	0.00	0.00	0.00	
10E---	2150	5---	--	-----	0.00	0.00	0.00	0.00	0.00	0.00	
10E920	2150	6400	00	920000	District Speech Dues & Fees	2,500.00	225.00	1,378.00	0.00	352.00	770.00
10E---	2150	6---	--	-----	2,500.00	225.00	1,378.00	0.00	352.00	770.00	
10E020	2190	1110	00	000000	Supervision Aide Salary	40,000.00	6,149.45	27,280.95	0.00	0.00	12,719.05
10E020	2190	1200	00	000000	Sub Supervision Cert Sal	0.00	0.00	721.00	0.00	0.00	-721.00
10E020	2190	1210	00	000000	RCES Sub Supervision Aide	1,500.00	0.00	903.00	0.00	0.00	597.00
10E---	2190	1---	--	-----	41,500.00	6,149.45	28,904.95	0.00	0.00	12,595.05	
10E020	2190	2110	00	000000	RCES Supervision TRS	0.00	0.00	0.66	0.00	0.00	-0.66
10E020	2190	2130	00	000000		0.00	0.00	0.00	0.00	0.00	
10E020	2190	2200	00	000000	RCES Supervision Aide Ins Ben	9,200.00	2.34	775.38	0.00	0.00	8,424.62
10E---	2190	2---	--	-----	9,200.00	2.34	776.04	0.00	0.00	8,423.96	
10E---	21--	----	--	-----	1,082,285.00	83,799.22	545,461.28	0.00	4,484.54	532,339.18	
10E070	2210	1100	00	000000	21st Century Prof Dev Sal	0.00	0.00	0.00	0.00	0.00	
10E100	2210	1100	00	100000	Title I Imp Stipends	0.00	0.00	210.00	0.00	0.00	-210.00
10E120	2210	1100	00	120000	Improv of Instr Laptop Grant	0.00	0.00	0.00	0.00	0.00	
10E180	2210	1100	00	180000	RTTT Improv Instr Stipends	0.00	0.00	0.00	0.00	0.00	
10E330	2210	1100	00	330000	Title II Teach Stipend	0.00	0.00	0.00	0.00	0.00	
10E340	2210	1100	00	340000	ESSER Prof Development Salary	0.00	0.00	0.00	0.00	0.00	
10E342	2210	1100	00	000000	ESSER II Inst Tech Salary	60,125.00	4,988.68	37,305.10	0.00	0.00	22,819.90
10E470	2210	1100	00	470000	21st Century Sal	1,000.00	0.00	0.00	0.00	0.00	1,000.00
10E480	2210	1100	00	480000	Ag 3 Circles Impr of Inst Sal	6,000.00	0.00	4,108.80	0.00	0.00	1,891.20
10E490	2210	1100	00	490000	Ag Grant Improv of Inst Sal	0.00	0.00	0.00	0.00	0.00	
10E500	2210	1100	00	500000	Title I Imp Stipends	0.00	0.00	0.00	0.00	0.00	
10E510	2210	1100	00	510000	At Risk Improv Sal	0.00	0.00	0.00	0.00	0.00	
10E530	2210	1100	00	530000	Title II Stipend	0.00	0.00	0.00	0.00	0.00	
10E810	2210	1100	00	810000	ROE Flow Thru	0.00	0.00	0.00	0.00	0.00	
10E070	2210	1110	00	000000	21st Century Prof NC Sal	0.00	0.00	0.00	0.00	0.00	
10E010	2210	1200	00	000000	District Improv of Instr	0.00	0.00	0.00	0.00	0.00	
10E060	2210	1200	00	000000	Fine Arts Grant Sal	0.00	0.00	0.00	0.00	0.00	
10E100	2210	1200	00	100000	Title I Improv Subs	2,000.00	0.00	0.00	0.00	0.00	2,000.00
10E110	2210	1200	00	110000	EC Subs Sal	3,450.00	0.00	24.00	0.00	0.00	3,426.00
10E170	2210	1200	00	170000	Title IV Subs	0.00	0.00	2,040.44	0.00	0.00	-2,040.44
10E180	2210	1200	00	180000	RTTT IM Sub Sal	0.00	0.00	0.00	0.00	0.00	
10E180	2210	1200	01	180000	RTTT IMentoring Sub Sal	0.00	0.00	0.00	0.00	0.00	
10E270	2210	1200	00	270000	Title I S & A Sub Sal	0.00	0.00	0.00	0.00	0.00	
10E330	2210	1200	00	330000	Title II Teach Sub Sal	0.00	0.00	660.00	0.00	0.00	-660.00
10E500	2210	1200	00	500000	Title I Improv Sub	0.00	0.00	0.00	0.00	0.00	
10E510	2210	1200	00	510000	Pre K Imp Inst Sub Salary	0.00	0.00	0.00	0.00	0.00	

Account Level					2022-23	January 2022-23	2022-23	2022-23	Encumbered	2022-23
FDTLOC	FUNC	OBJ	SJ	Description	Budget	Monthly Activity	FYTD Activity	Batch Activity	Amount	Available Funds
10E530	2210	1200	00	530000		Title II Teacher Sub	0.00	0.00	0.00	0.00
10E570	2210	1200	00	570000	2,100.00	Title IV Sub Sal		1,585.00	0.00	515.00
10E580	2210	1200	00	580000	0.00		0.00	0.00	0.00	0.00
10E060	2210	1210	00	000000	0.00	Fine Arts Grant Sal	0.00	0.00	0.00	0.00
10E100	2210	1210	00	100000	0.00	Title I Improv of Inst NC Sub	0.00	0.00	0.00	0.00
10E110	2210	1210	00	110000	600.00	Pre K Imp Ins Aide Sub Salary	0.00	0.00	0.00	600.00
10E330	2210	1210	00	330000	0.00	Title II Improv Instr NC Sal	0.00	0.00	0.00	0.00
10E500	2210	1210	00	500000	0.00		0.00	0.00	0.00	0.00
10E510	2210	1210	00	510000	0.00	Pre K Imp Inst Aide Sub Salary	0.00	0.00	0.00	0.00
10E---	2210	1---	--	-----	75,275.00	4,988.68	45,933.34	0.00	0.00	29,341.66
10E010	2210	2110	00	000000	0.00	District Improv of Instr TRS	0.00	0.00	0.00	0.00
10E060	2210	2110	00	000000	0.00	Fine Arts Grant TRS	0.00	0.00	0.00	0.00
10E070	2210	2110	00	000000	0.00	21st Century Prof Dev TRS	0.00	0.00	0.00	0.00
10E100	2210	2110	00	100000	235.00	Title I Improv TRS	0.00	47.87	0.00	187.13
10E110	2210	2110	00	110000	100.00	EC Sub TRS	0.00	0.00	0.00	100.00
10E120	2210	2110	00	120000	0.00	Improv Instruc Laptop TRS	0.00	0.00	0.00	0.00
10E170	2210	2110	00	170000	0.00	Title IV Subs TRS	0.00	427.73	0.00	-427.73
10E180	2210	2110	00	180000	0.00	RTTT Improv Instruct TRS	0.00	0.00	0.00	0.00
10E180	2210	2110	01	180000	0.00	RTTT IMentoring TRS	0.00	0.00	0.00	0.00
10E270	2210	2110	00	270000	0.00	Title I S&A Sub TRS	0.00	0.00	0.00	0.00
10E330	2210	2110	00	330000	0.00	Title II Teach TRS	0.00	6.01	0.00	-6.01
10E340	2210	2110	00	340000	0.00	ESSER Prof Development TRS	0.00	0.00	0.00	0.00
10E342	2210	2110	00	000000	12,500.00	ESSER II Inst Tech TRS	1,137.10	5,758.77	0.00	6,741.23
10E470	2210	2110	00	470000	200.00	21st Century TRS	0.00	0.00	0.00	200.00
10E480	2210	2110	00	480000	675.00	Ag 3 Circles TRS	0.00	462.78	0.00	212.22
10E490	2210	2110	00	490000	0.00	Ag Grant TRS	0.00	0.00	0.00	0.00
10E500	2210	2110	00	500000	0.00	Title I TRS	0.00	0.00	0.00	0.00
10E510	2210	2110	00	510000	0.00	EC TRS	0.00	0.00	0.00	0.00
10E530	2210	2110	00	530000	0.00	Prior Yr Title II TRS	0.00	0.00	0.00	0.00
10E570	2210	2110	00	570000	250.00	Title IV Sub TRS	0.00	33.13	0.00	216.87
10E810	2210	2110	00	810000	0.00	Pat Burk Flow Thru TRS	0.00	0.00	0.00	0.00
10E330	2210	2130	00	330000	0.00		0.00	0.00	0.00	0.00
10E070	2210	2200	00	000000	0.00		0.00	0.00	0.00	0.00
10E342	2210	2200	00	000000	9,200.00	ESSER II Inst Tech Insurance	760.00	5,020.00	0.00	4,180.00
10E---	2210	2---	--	-----	23,160.00	1,897.10	11,756.29	0.00	0.00	11,403.71
10E010	2210	3110	00	000000	0.00	Workshop	0.00	45.95	122.70	-168.65
10E100	2210	3140	00	100000	3,500.00	Title I Improv Consult	0.00	200.00	0.00	3,300.00
10E330	2210	3140	00	330000	2,000.00	Title II Consultant	0.00	0.00	0.00	2,000.00
10E500	2210	3140	00	500000	0.00	Title I Consultant	0.00	0.00	0.00	0.00
10E530	2210	3140	00	530000	0.00	Title II Consultant	0.00	0.00	0.00	0.00

Account Level				2022-23	January 2022-23	2022-23	2022-23	Encumbered	2022-23		
FDTLOC	FUNC	OBJ	SJ	Description	Budget	Monthly Activity	FYTD Activity	Batch Activity	Amount	Available Funds	
10E570	2210	3140	00	570000	Title IV Consultant	0.00	0.00	9,500.00	0.00	0.00	-9,500.00
10E010	2210	3190	00	000000	District Improv of Instr Regis	0.00	0.00	2,025.00	0.00	0.00	-2,025.00
10E050	2210	3190	00	000000	RCHS CTEI Re-gristration	0.00	0.00	0.00	0.00	0.00	0.00
10E060	2210	3190	00	000000	Fine Arts Reg Fee	0.00	0.00	0.00	0.00	0.00	0.00
10E100	2210	3190	00	100000	Title I Improv Reg Fee	3,000.00	1,590.00	5,444.00	0.00	0.00	-2,444.00
10E110	2210	3190	00	110000	EC 3-5 Pur Serv	5,500.00	150.00	950.00	0.00	0.00	4,550.00
10E120	2210	3190	00	120000	Laptop Pur Serv	0.00	0.00	0.00	0.00	0.00	0.00
10E170	2210	3190	00	170000	Title IV Purchase Service	0.00	0.00	1,038.00	0.00	0.00	-1,038.00
10E180	2210	3190	00	180000	RTTT Speaker/Reg Fee	0.00	0.00	0.00	0.00	0.00	0.00
10E190	2210	3190	00	190000	Title VI Rrl Ed Imp of Ins PS	0.00	0.00	0.00	0.00	0.00	0.00
10E270	2210	3190	00	270000	Title I S&A Consult Fees	0.00	0.00	0.00	0.00	0.00	0.00
10E290	2210	3190	00	290000	JFF Bio Med PD	0.00	0.00	0.00	0.00	0.00	0.00
10E330	2210	3190	00	330000	Title II Purchase Serv	2,292.00	199.00	2,566.00	293.00	0.00	-567.00
10E340	2210	3190	00	340000	ESSER Prof Dev Purchase Servic	0.00	0.00	0.00	0.00	0.00	0.00
10E342	2210	3190	00	342000	ESSER II Imp Inst Purch Serv	0.00	0.00	800.00	0.00	0.00	-800.00
10E390	2210	3190	00	390000	Perkins Registration	0.00	0.00	0.00	0.00	0.00	0.00
10E470	2210	3190	00	470000	21st Century Pur Serv	750.00	0.00	0.00	0.00	0.00	750.00
10E490	2210	3190	00	490000	Ag Grant Imp Inst Pur Serv	0.00	0.00	0.00	0.00	0.00	0.00
10E500	2210	3190	00	500000	Title I Pur Serv	0.00	0.00	0.00	0.00	325.00	-325.00
10E510	2210	3190	00	510000	PI Reg, Mileage	0.00	0.00	324.81	0.00	0.00	-324.81
10E530	2210	3190	00	530000	Title II Pur Serv	0.00	0.00	400.00	0.00	0.00	-400.00
10E570	2210	3190	00	570000	Title II Purchase Service	9,639.00	255.99	2,400.43	0.00	0.00	7,238.57
10E680	2210	3190	00	680000	CHAT Pur Serv/Speaker	0.00	0.00	0.00	0.00	0.00	0.00
10E750	2210	3190	00	750000	TAOEP pur serv	0.00	0.00	0.00	0.00	0.00	0.00
10E010	2210	3320	00	000000	District Improv of Instr Mieag	0.00	0.00	362.56	0.00	0.00	-362.56
10E050	2210	3320	00	000000	RCHS CTEI TRAVEL	0.00	0.00	0.00	0.00	0.00	0.00
10E060	2210	3320	00	000000	Fine Arts Travel	0.00	0.00	0.00	0.00	0.00	0.00
10E070	2210	3320	00	000000	21st Century Mile	0.00	0.00	0.00	0.00	0.00	0.00
10E090	2210	3320	00	000000	Cloud Grant Improv of Instr Tr	0.00	0.00	0.00	0.00	0.00	0.00
10E090	2210	3320	00	090000	Cloud Grant Improv Inst Mileag	0.00	0.00	0.00	0.00	0.00	0.00
10E100	2210	3320	00	100000	Title I Improv Travel	0.00	378.36	378.36	0.00	0.00	-378.36
10E110	2210	3320	00	110000	EC 3-5 Trav	1,000.00	0.00	148.08	0.00	0.00	851.92
10E110	2210	3320	01	110000	EC 0-3 Trav	0.00	0.00	0.00	0.00	0.00	0.00
10E170	2210	3320	00	170000	Title IV Meals Mile Motel Reg	0.00	0.00	0.00	0.00	0.00	0.00
10E180	2210	3320	00	180000	RTTT Imp Ins Meals/Mile/Motel	0.00	0.00	0.00	0.00	0.00	0.00
10E180	2210	3320	01	180000	RTTTIM Imp Inst Meals/Mile/Mo	0.00	0.00	0.00	0.00	0.00	0.00
10E270	2210	3320	00	270000	Title I S&A Travel Exp	0.00	0.00	0.00	0.00	0.00	0.00
10E330	2210	3320	00	330000	Title II Travel	2,020.00	0.00	349.22	0.00	492.00	1,178.78
10E390	2210	3320	00	390000	Perkins Travel	0.00	715.06	2,677.54	0.00	3,316.40	-5,993.94
10E470	2210	3320	00	470000	21st Century Mileage	0.00	0.00	0.00	0.00	0.00	0.00

Account Level				2022-23	January 2022-23	2022-23	2022-23	Encumbered	2022-23		
FDTLOC	FUNC	OBJ	SJ	Description	Budget	Monthly Activity	FYTD Activity	Batch Activity	Amount	Available Funds	
10E500	2210	3320	00	500000		Title I Travel	0.00	0.00	0.00	0.00	
10E510	2210	3320	00	510000		At Risk Improv Trav	0.00	0.00	0.00	0.00	
10E530	2210	3320	00	530000		Prior Yr Title II Travel	0.00	0.00	1,039.75	-1,039.75	
10E550	2210	3320	00	550000		TAOEP Travel	0.00	0.00	0.00	0.00	
10E570	2210	3320	00	570000	6,394.00	Title IV Travel	903.57	1,373.66	0.00	5,020.34	
10E580	2210	3320	00	580000		RttT Meals, Mileage Motels	0.00	0.00	0.00	0.00	
10E750	2210	3320	00	750000		TAOEP Travel	0.00	0.00	0.00	0.00	
10E---	2210	3---	--	-----	36,095.00		4,191.98	32,023.36	293.00	4,256.10	-477.46
10E010	2210	4100	00	000000		Dist Improv of Instr Supplies	0.00	0.00	0.00	0.00	
10E060	2210	4100	00	000000		Fine Arts Improv Inst Supp	0.00	0.00	0.00	0.00	
10E070	2210	4100	00	000000		21st Century Prof Dev Supp	0.00	0.00	0.00	0.00	
10E100	2210	4100	00	100000		Title I Supp	0.00	0.00	25.95	-25.95	
10E110	2210	4100	00	110000	370.00	EC IMPROV OF INSTR SUPPLIES	0.00	15.95	0.00	354.05	
10E120	2210	4100	00	120000			0.00	0.00	0.00	0.00	
10E170	2210	4100	00	170000		Title IV Improv Instr Supp	0.00	0.00	0.00	0.00	
10E180	2210	4100	00	180000		RTTT Impr Supp	0.00	0.00	0.00	0.00	
10E180	2210	4100	01	180000		RTT IM Supplies	0.00	0.00	0.00	0.00	
10E270	2210	4100	00	270000		Supplies	0.00	0.00	0.00	0.00	
10E330	2210	4100	00	330000		Title II Improv of Instruct Su	0.00	199.87	0.00	-199.87	
10E345	2210	4100	00	345000	4,000.00	ARP Mck Ven Imprvmt of Instruc	0.00	0.00	0.00	4,000.00	
10E470	2210	4100	00	470000		21st Century Imp of Inst Supp	0.00	0.00	0.00	0.00	
10E500	2210	4100	00	500000		Title I Supplies	0.00	0.00	0.00	0.00	
10E510	2210	4100	00	510000		Early Childhood PD Supplies	0.00	191.94	0.00	-191.94	
10E530	2210	4100	00	530000		Title II Supplies	0.00	0.00	0.00	0.00	
10E570	2210	4100	00	570000	1,500.00	Title IV Supplies	0.00	355.01	0.00	1,144.99	
10E680	2210	4100	00	680000		CHAT Supplies	0.00	0.00	0.00	0.00	
10E---	2210	4---	--	-----	5,870.00		0.00	788.72	0.00	5,081.28	
10E120	2210	5500	00	120000		Laptop Improv Instruct Equip	0.00	0.00	0.00	0.00	
10E---	2210	5---	--	-----	0.00		0.00	0.00	0.00	0.00	
10E020	2220	1100	00	000000	76,000.00	RCES IMC Salary	6,328.30	43,228.46	0.00	32,771.54	
10E040	2220	1100	00	000000	45,000.00	RCMS IMC Salary	3,717.48	25,733.64	0.00	19,266.36	
10E050	2220	1100	00	000000	75,000.00	RCHS IMC Teach Sal	6,111.90	42,091.38	0.00	32,908.62	
10E020	2220	1110	00	000000		RCES IMC Aide/Asst Sal	0.00	0.00	0.00	0.00	
10E040	2220	1110	00	000000		RCMS Aide/Asst Salary	0.00	0.00	0.00	0.00	
10E050	2220	1110	00	000000		RCHS Library TA	0.00	0.00	0.00	0.00	
10E020	2220	1200	00	000000	2,000.00	RCES IMC Sub Sal	0.00	0.00	0.00	2,000.00	
10E040	2220	1200	00	000000	500.00	RCMS Lib Sub Sal	0.00	0.00	0.00	500.00	
10E050	2220	1200	00	000000	2,000.00	RCHS IMC Sub Teach Sal	0.00	0.00	0.00	2,000.00	
10E020	2220	1210	00	000000		RCES IMC Sub Aide/Asst	0.00	0.00	0.00	0.00	
10E040	2220	1210	00	000000		RCMS IMC Sub Aide	0.00	0.00	0.00	0.00	

Account Level				2022-23	January 2022-23	2022-23	2022-23	Encumbered	2022-23	
FDTLOC	FUNC	OBJ	SJ	Description	Budget	Monthly Activity	FYTD Activity	Batch Activity	Amount	Available Funds
10E---	2220	1---	--	-----	200,500.00	16,157.68	111,053.48	0.00	0.00	89,446.52
10E020	2220	2110	00	000000	RCES IMC TRS	7,500.00	712.79	4,955.24	0.00	2,544.76
10E040	2220	2110	00	000000	RCMS IMC TRS	4,500.00	418.72	2,898.52	0.00	1,601.48
10E050	2220	2110	00	000000	RCHS IMC TRS	7,500.00	688.42	4,741.02	0.00	2,758.98
10E020	2220	2130	00	000000		0.00	0.00	0.00	0.00	0.00
10E040	2220	2130	00	000000		0.00	0.00	0.00	0.00	0.00
10E050	2220	2130	00	000000		0.00	0.00	0.00	0.00	0.00
10E020	2220	2200	00	000000	RCES IMC Ins Benefit	9,200.00	760.00	5,020.00	0.00	4,180.00
10E040	2220	2200	00	000000	RCMS IMC Ins Benefit	9,200.00	760.00	5,020.00	0.00	4,180.00
10E050	2220	2200	00	000000	RCHS IMC Ins Benefit	9,200.00	760.00	5,020.00	0.00	4,180.00
10E---	2220	2---	--	-----	47,100.00	4,099.93	27,654.78	0.00	0.00	19,445.22
10E020	2220	3140	00	000000	RCES Library Fees	1,000.00	0.00	0.00	0.00	1,000.00
10E040	2220	3190	00	000000	RCMS Library Pur Serv	730.00	0.00	981.12	0.00	-251.12
10E050	2220	3190	00	000000	RCHS IMC Pur Service	3,800.00	58.99	2,825.44	0.00	968.57
10E020	2220	3230	00	000000	RCES IMC Repair/Maint	100.00	0.00	981.12	0.00	-881.12
10E040	2220	3230	00	000000	RCMS IMC Rep/Maint	0.00	0.00	0.00	0.00	0.00
10E050	2220	3230	00	000000	RCHS IMC Rep/Maint	100.00	0.00	0.00	100.00	0.00
10E050	2220	3240	00	000000	RCHS IMC Copier Repair	100.00	0.00	0.00	100.00	0.00
10E050	2220	3260	00	000000	RCHS IMC Postage	0.00	0.00	0.00	0.00	0.00
10E050	2220	3320	00	000000	RCHS IMC Trav	0.00	0.00	0.00	0.00	0.00
10E---	2220	3---	--	-----	5,830.00	58.99	4,787.68	200.00	5.99	836.33
10E020	2220	4100	00	000000	RCES IMC Supplies	2,800.00	122.26	1,209.67	0.00	1,590.33
10E030	2220	4100	00	000000	WRES IMC Supplies	0.00	0.00	0.00	0.00	0.00
10E040	2220	4100	00	000000	RCMS IMC Supplies	1,620.00	115.91	1,034.72	0.00	27.01
10E050	2220	4100	00	000000	RCHS IMC Supplies	1,200.00	138.65	883.42	0.00	161.17
10E240	2220	4100	00	240000	IL St Library Grnt Supp	0.00	0.00	798.22	0.00	-798.22
10E250	2220	4100	00	250000	Fed Lib Grant Supp	0.00	0.00	0.00	0.00	0.00
10E290	2220	4100	00	290000	JFF Library Books	0.00	0.00	0.00	0.00	0.00
10E345	2220	4100	00	345000	ARP McKin Vent Media Supplies	4,500.00	0.00	293.90	0.00	4,206.10
10E050	2220	4110	00	000000	RCHS IMC Video Purchase	0.00	0.00	0.00	0.00	0.00
10E020	2220	4300	00	000000	RCES IMC Books	6,500.00	378.08	5,034.95	0.00	84.75
10E040	2220	4300	00	000000	RCMS IMC Books	4,900.00	845.48	3,853.79	0.00	13.47
10E050	2220	4300	00	000000	RCHS IMC Books	7,000.00	494.96	5,580.40	-200.00	1,155.22
10E020	2220	4400	00	000000	RCES IMC Periodicals	300.00	0.00	144.00	0.00	0.00
10E040	2220	4400	00	000000	RCMS IMC Periodicals	0.00	0.00	700.00	0.00	-700.00
10E050	2220	4400	00	000000	RCHS IMC Periodicals	2,000.00	0.00	1,851.20	0.00	0.00
10E020	2220	4700	00	000000	RCES IMC Software	300.00	0.00	19.95	0.00	280.05
10E040	2220	4700	00	000000	RCMS IMC Software	1,000.00	0.00	0.00	0.00	299.95
10E050	2220	4700	00	000000	RCHS IMC Software	0.00	0.00	0.00	0.00	0.00
10E---	2220	4---	--	-----	32,120.00	2,095.34	21,404.22	-200.00	1,741.57	9,174.21

Account Level				2022-23	January 2022-23	2022-23	2022-23	Encumbered	2022-23	
FDTLOC	FUNC	OBJ	SJ	Description	Budget	Monthly Activity	FYTD Activity	Batch Activity	Amount	Available Funds
10E020	2220	5500	00 000000	RCES IMC Equipment	0.00	0.00	0.00	0.00	0.00	0.00
10E040	2220	5500	00 000000	RCMS IMC Equip	0.00	0.00	0.00	0.00	0.00	0.00
10E050	2220	5500	00 000000	RCHS IMC Equip	1,000.00	0.00	0.00	0.00	900.00	100.00
10E---	2220	5---	--		1,000.00	0.00	0.00	0.00	900.00	100.00
10E020	2220	6400	00 000000	RCES IMC Dues/Fees	400.00	0.00	0.00	0.00	49.00	351.00
10E040	2220	6400	00 000000	RCMS IMC Dues/Fees	700.00	0.00	154.00	0.00	375.00	171.00
10E050	2220	6400	00 000000	RCHS IMC Dues/Fees	0.00	0.00	0.00	0.00	0.00	0.00
10E---	2220	6---	--		1,100.00	0.00	154.00	0.00	424.00	522.00
10E340	2230	1100	00 340000	ESSER MTSS Intervention Salary	0.00	0.00	0.00	0.00	0.00	0.00
10E---	2230	1---	--		0.00	0.00	0.00	0.00	0.00	0.00
10E340	2230	2110	00 340000	ESSER MTSS TRS	0.00	0.00	0.00	0.00	0.00	0.00
10E340	2230	2200	00 340000	ESSER MTSS Ins Benefit	0.00	0.00	0.00	0.00	0.00	0.00
10E---	2230	2---	--		0.00	0.00	0.00	0.00	0.00	0.00
10E100	2230	3140	00 100000	Title I Scoring	0.00	45,003.99	81,431.40	0.00	0.00	-81,431.40
10E500	2230	3140	00 500000	Title I Scoring	35,000.00	0.00	0.00	0.00	2,140.00	32,860.00
10E050	2230	3190	00 000000	RCHS CTEI Purchase Service	0.00	0.00	0.00	0.00	0.00	0.00
10E710	2230	3190	00 710000	Elementary Careers Purchase Ser	0.00	0.00	0.00	0.00	0.00	0.00
10E780	2230	3190	00 780000	CTEI Testing/Certification	0.00	0.00	0.00	0.00	0.00	0.00
10E---	2230	3---	--		35,000.00	45,003.99	81,431.40	0.00	2,140.00	-48,571.40
10E100	2230	4100	00 100000	Title I Testing	0.00	0.00	0.00	0.00	0.00	0.00
10E500	2230	4100	00 500000	Title I Testing	500.00	0.00	0.00	0.00	0.00	500.00
10E---	2230	4---	--		500.00	0.00	0.00	0.00	0.00	500.00
10E---	22--	----	--		463,550.00	78,493.69	336,987.27	293.00	9,467.66	116,802.07
10E010	2310	1110	00 000000	BOE Sec/Treasure Sal	6,000.00	500.00	3,500.00	0.00	0.00	2,500.00
10E---	2310	1---	--		6,000.00	500.00	3,500.00	0.00	0.00	2,500.00
10E010	2310	2130	00 000000		0.00	0.00	0.00	0.00	0.00	0.00
10E010	2310	2200	00 000000	BOE Sec Ins Ben	0.00	0.00	0.00	0.00	0.00	0.00
10E---	2310	2---	--		0.00	0.00	0.00	0.00	0.00	0.00
10E010	2310	3140	00 000000	District Feasibility Consultan	0.00	0.00	0.00	0.00	0.00	0.00
10E010	2310	3160	00 000000	BOE Architectural Fees	0.00	0.00	0.00	0.00	0.00	0.00
10E010	2310	3170	00 000000	BOE Audit Fee	25,000.00	8,600.00	23,100.00	0.00	0.00	1,900.00
10E010	2310	3180	00 000000	BOE Reg Chicago	20,000.00	-440.28	7,035.04	0.00	0.00	12,964.96
10E010	2310	3190	00 000000	BOE Other Pur Ser	6,500.00	0.00	150.00	0.00	0.00	6,350.00
10E220	2310	3190	00 220000	BOE Background Checks	0.00	0.00	0.00	0.00	0.00	0.00
10E010	2310	3230	00 000000	BOE Repair/Maint	500.00	0.00	0.00	0.00	0.00	500.00
10E010	2310	3320	00 000000	BOE Travel	0.00	72.57	72.57	0.00	0.00	-72.57
10E010	2310	3500	00 000000	BOE Advertising	3,500.00	0.00	1,884.95	0.00	0.00	1,615.05
10E010	2310	3600	00 000000	BOE Printing	100.00	0.00	0.00	0.00	0.00	100.00
10E010	2310	3800	00 000000	BOE Pd Cert Life Ins	35,000.00	3,146.76	39,780.78	0.00	3.00	-4,783.78
10E010	2310	3850	00 000000	BOE Unemployment Comp	0.00	0.00	0.00	0.00	0.00	0.00

Account Level				2022-23	January 2022-23	2022-23	2022-23	Encumbered	2022-23	
FDTLOC	FUNC	OBJ	SJ	Description	Budget	Monthly Activity	FYTD Activity	Batch Activity	Amount	Available Funds
10E---	2310	3---	--	-----	90,600.00	11,379.05	72,023.34	0.00	3.00	18,573.66
10E010	2310	4100	00	000000	7,000.00	1,078.15	4,492.48	78.24	2.00	2,427.28
10E010	2310	4110	00	000000	100.00	0.00	0.00	0.00	0.00	100.00
10E---	2310	4---	--	-----	7,100.00	1,078.15	4,492.48	78.24	2.00	2,527.28
10E010	2310	5500	00	000000	0.00	0.00	0.00	0.00	0.00	0.00
10E---	2310	5---	--	-----	0.00	0.00	0.00	0.00	0.00	0.00
10E010	2310	6400	00	000000	7,500.00	0.00	0.00	0.00	0.00	7,500.00
10E---	2310	6---	--	-----	7,500.00	0.00	0.00	0.00	0.00	7,500.00
10E010	2320	1100	00	000000	153,000.00	8,458.63	85,571.62	0.00	0.00	67,428.38
10E010	2320	1110	00	000000	45,200.00	4,183.34	29,482.28	0.00	0.00	15,717.72
10E---	2320	1---	--	-----	198,200.00	12,641.97	115,053.90	0.00	0.00	83,146.10
10E010	2320	2110	00	000000	16,000.00	952.73	10,480.61	0.00	0.00	5,519.39
10E010	2320	2130	00	000000	0.00	0.00	0.00	0.00	0.00	0.00
10E010	2320	2200	00	000000	9,200.00	761.00	5,027.00	0.00	0.00	4,173.00
10E---	2320	2---	--	-----	25,200.00	1,713.73	15,507.61	0.00	0.00	9,692.39
10E010	2320	3140	00	000000	1,000.00	0.00	0.00	0.00	0.00	1,000.00
10E010	2320	3190	00	000000	10,500.00	90.00	1,502.92	880.00	0.00	8,117.08
10E010	2320	3230	00	000000	500.00	0.00	0.00	0.00	1.00	499.00
10E010	2320	3240	00	000000	0.00	0.00	0.00	0.00	0.00	0.00
10E010	2320	3250	00	000000	5,000.00	1,188.00	3,564.00	0.00	0.00	1,436.00
10E010	2320	3260	00	000000	2,500.00	27.90	51.45	0.00	0.00	2,448.55
10E010	2320	3320	00	000000	3,500.00	273.33	2,363.82	37.69	0.00	1,098.49
10E010	2320	3400	00	000000	0.00	0.00	0.00	0.00	0.00	0.00
10E---	2320	3---	--	-----	23,000.00	1,579.23	7,482.19	917.69	1.00	14,599.12
10E010	2320	4100	00	000000	2,000.00	154.24	994.33	72.00	2.00	931.67
10E010	2320	4240	00	000000	0.00	0.00	0.00	0.00	0.00	0.00
10E010	2320	4400	00	000000	0.00	0.00	0.00	0.00	0.00	0.00
10E010	2320	4700	00	000000	0.00	0.00	0.00	0.00	0.00	0.00
10E---	2320	4---	--	-----	2,000.00	154.24	994.33	72.00	2.00	931.67
10E010	2320	5500	00	000000	2,500.00	0.00	0.00	0.00	0.00	2,500.00
10E---	2320	5---	--	-----	2,500.00	0.00	0.00	0.00	0.00	2,500.00
10E010	2320	6400	00	000000	500.00	0.00	0.00	0.00	0.00	500.00
10E---	2320	6---	--	-----	500.00	0.00	0.00	0.00	0.00	500.00
10E010	2330	1100	00	000000	131,000.00	10,895.50	66,268.50	0.00	0.00	64,731.50
10E070	2330	1100	00	000000	0.00	0.00	0.00	0.00	0.00	0.00
10E100	2330	1100	00	100000	17,876.00	5,639.83	5,639.83	0.00	0.00	12,236.17
10E345	2330	1100	00	345000	0.00	0.00	0.00	0.00	0.00	0.00
10E500	2330	1100	00	500000	3,000.00	0.00	0.00	0.00	0.00	3,000.00
10E010	2330	1110	00	000000	40,200.00	3,346.66	23,426.62	0.00	0.00	16,773.38
10E070	2330	1110	00	000000	0.00	0.00	0.00	0.00	0.00	0.00

Account Level				2022-23	January 2022-23	2022-23	2022-23	Encumbered	2022-23	
FDTLOC	FUNC	OBJ	SJ	Description	Budget	Monthly Activity	FYTD Activity	Batch Activity	Amount	Available Funds
10E100	2330	1110	00	100000	Title I Admin Sec Sal	4,350.00	0.00	0.00	0.00	4,350.00
10E110	2330	1110	00	110000	PreK Admin Sec Sal	22,176.00	1,806.00	11,487.68	0.00	10,688.32
10E470	2330	1110	00	470000	21st Century Sec Sal	5,000.00	322.50	1,091.34	0.00	3,908.66
10E500	2330	1110	00	500000	Title I Admin Sec Salary	725.00	0.00	0.00	0.00	725.00
10E510	2330	1110	00	510000	PreK Adm Sec Sal Prior	1,725.00	0.00	0.00	0.00	1,725.00
10E---	2330	1---	--	-----		226,052.00	22,010.49	107,913.97	0.00	118,138.03
10E010	2330	2110	00	000000	Asst Supt TRS	13,000.00	1,227.22	8,590.54	0.00	4,409.46
10E070	2330	2110	00	000000	21st Century TRS	0.00	0.00	0.00	0.00	0.00
10E100	2330	2110	00	100000	Title I Admin TRS	3,708.00	1,285.52	1,285.52	0.00	2,422.48
10E345	2330	2110	00	345000	ARP McKinney Vent Liaison TRS	0.00	0.00	0.00	0.00	0.00
10E470	2330	2110	00	470000	21st Century Adm TRS	0.00	0.00	0.00	0.00	0.00
10E500	2330	2110	00	500000	Title I TRS	600.00	0.00	0.00	0.00	600.00
10E010	2330	2130	00	000000		0.00	0.00	0.00	0.00	0.00
10E100	2330	2130	00	100000		0.00	0.00	0.00	0.00	0.00
10E470	2330	2130	00	470000		0.00	0.00	0.00	0.00	0.00
10E010	2330	2200	00	000000	Asst Supt/CurDir/Sec Ben	9,200.00	761.00	5,027.00	0.00	4,173.00
10E110	2330	2200	00	110000	PreK Adm Sec Ben	9.00	0.70	4.50	0.00	4.50
10E345	2330	2200	00	345000	ARP McKin Vent Liaison Benefit	0.00	0.00	0.00	0.00	0.00
10E510	2330	2200	00	510000	Pre K Sec Ins Ben	0.00	0.00	0.00	0.00	0.00
10E---	2330	2---	--	-----		26,517.00	3,274.44	14,907.56	0.00	11,609.44
10E100	2330	3170	00	100000	Title I Audit Fee	1,500.00	0.00	0.00	0.00	1,500.00
10E500	2330	3170	00	500000	Title I Audit Fee	0.00	0.00	0.00	0.00	0.00
10E010	2330	3190	00	000000	Asst Supt Purchase Serv	2,000.00	1,583.00	2,538.00	0.00	-538.00
10E470	2330	3190	00	470000	21st Century Adm Pur Serv	0.00	0.00	0.00	0.00	0.00
10E010	2330	3320	00	000000	Asst Supt Travel	750.00	0.00	224.63	15.02	510.35
10E100	2330	3320	00	100000	Title I Adm Travel	0.00	0.00	0.00	0.00	0.00
10E500	2330	3320	00	500000	Title I Adm Trav	0.00	0.00	0.00	0.00	0.00
10E---	2330	3---	--	-----		4,250.00	1,583.00	2,762.63	15.02	1,472.35
10E070	2330	4100	00	000000	21st Century Admin Supplies	0.00	0.00	0.00	0.00	0.00
10E100	2330	4100	00	100000	Title I Adm Supplies	0.00	0.00	0.00	0.00	0.00
10E110	2330	4100	00	110000	Pre K Adm Supp	850.00	73.94	73.94	0.00	179.95
10E470	2330	4100	00	470000	21st Century Adm Supp	0.00	0.00	0.00	0.00	0.00
10E500	2330	4100	00	500000	Title I Adm Supp	0.00	0.00	0.00	0.00	0.00
10E510	2330	4100	00	510000	Pre K Adm Supp	0.00	0.00	0.00	0.00	0.00
10E---	2330	4---	--	-----		850.00	73.94	73.94	0.00	179.95
10E110	2330	5500	00	110000	PRE K ADM EQUIPMENT	0.00	0.00	0.00	0.00	0.00
10E510	2330	5500	00	510000	Pre K Adm Equip	0.00	0.00	0.00	0.00	0.00
10E---	2330	5---	--	-----		0.00	0.00	0.00	0.00	0.00
10E010	2330	6400	00	000000	Asst Supt Dues/Fees	500.00	0.00	15.00	0.00	485.00
10E---	2330	6---	--	-----		500.00	0.00	15.00	0.00	485.00

Account Level				2022-23	January 2022-23	2022-23	2022-23	Encumbered	2022-23		
FDTLOC	FUNC	OBJ	SJ	Description	Budget	Monthly Activity	FYTD Activity	Batch Activity	Amount	Available Funds	
10E280	2331	1100	00	280000	Sp Ed Dir Sal	140,000.00	11,158.04	75,069.34	0.00	0.00	64,930.66
10E110	2331	1110	00	110000	Admin PI Sec Sal	7,920.00	774.00	3,870.00	0.00	0.00	4,050.00
10E280	2331	1110	00	280000	Sp Ed Sec Sal	33,000.00	2,723.34	17,884.10	0.00	0.00	15,115.90
10E510	2331	1110	00	510000	0-3 Pre K Adm Sec	1,584.00	0.00	1,836.64	0.00	0.00	-252.64
10E---	2331	1---	--	-----		182,504.00	14,655.38	98,660.08	0.00	0.00	83,843.92
10E280	2331	2110	00	280000	Sp Needs Dir TRS	13,500.00	1,256.78	27,351.76	0.00	0.00	-13,851.76
10E280	2331	2130	00	280000		0.00	0.00	0.00	0.00	0.00	0.00
10E110	2331	2200	00	110000	Admin PI Sec Ben	5.00	0.30	1.50	0.00	0.00	3.50
10E280	2331	2200	00	280000	Sp Ed Ins Ben	21,500.00	1,521.00	13,955.62	0.00	0.00	7,544.38
10E510	2331	2200	00	510000	Admin PI Sec Ben	0.00	0.00	1.00	0.00	0.00	-1.00
10E---	2331	2---	--	-----		35,005.00	2,778.08	41,309.88	0.00	0.00	-6,304.88
10E110	2331	3190	00	110000	PI Pur Serv	2,000.00	0.00	2,000.00	0.00	0.00	0.00
10E510	2331	3190	00	510000	PI Pur Serv	0.00	0.00	0.00	0.00	0.00	0.00
10E920	2331	3190	00	920000	Sp Ed Purchase Service	15,500.00	0.00	13,209.54	0.00	239.98	2,050.48
10E920	2331	3230	00	920000	Sp Ed Rep/Maint	1,300.00	0.00	0.00	0.00	0.00	1,300.00
10E920	2331	3240	00	920000	Sp Ed Copier Repair	0.00	0.00	0.00	0.00	0.00	0.00
10E920	2331	3260	00	920000	Sp Ed Postage	2,500.00	0.00	0.00	0.00	0.00	2,500.00
10E920	2331	3320	00	920000	Sp Ed Travel	2,500.00	9.82	355.43	0.00	0.00	2,144.57
10E920	2331	3400	00	920000	Sp Ed Telephone	0.00	0.00	0.00	0.00	0.00	0.00
10E---	2331	3---	--	-----		23,800.00	9.82	15,564.97	0.00	239.98	7,995.05
10E110	2331	4100	00	110000	PI Adm Supplies	500.00	0.00	44.85	0.00	0.00	455.15
10E510	2331	4100	00	510000	PI Adm Supp	0.00	0.00	0.00	0.00	0.00	0.00
10E920	2331	4100	00	920000	Sp Ed Supplies	5,000.00	26.22	851.23	0.00	0.00	4,148.77
10E920	2331	4130	00	920000	Sp Ed Test Supplies	500.00	0.00	0.00	0.00	0.00	500.00
10E920	2331	4240	00	920000	Sp Ed Copy Paper	0.00	0.00	0.00	0.00	0.00	0.00
10E920	2331	4700	00	920000	Sp Ed Dir Software	0.00	0.00	0.00	0.00	0.00	0.00
10E---	2331	4---	--	-----		6,000.00	26.22	896.08	0.00	0.00	5,103.92
10E920	2331	5400	00	920000	Sp Ed Dir Equipment	0.00	0.00	0.00	0.00	0.00	0.00
10E920	2331	5500	00	920000	Sp Ed Adm Equip	5,700.00	0.00	0.00	0.00	0.00	5,700.00
10E---	2331	5---	--	-----		5,700.00	0.00	0.00	0.00	0.00	5,700.00
10E920	2331	6400	00	920000	Sp Needs Coord. Dues/Fees	300.00	0.00	0.00	0.00	0.00	300.00
10E---	2331	6---	--	-----		300.00	0.00	0.00	0.00	0.00	300.00
10E320	2333	1100	00	320000	Building Grounds Dir Sal	0.00	0.00	0.00	0.00	0.00	0.00
10E---	2333	1---	--	-----		0.00	0.00	0.00	0.00	0.00	0.00
10E320	2333	2110	00	320000	Building Grounds Dir TRS	0.00	0.00	0.00	0.00	0.00	0.00
10E320	2333	2200	00	320000	Building Grounds Dir Ben	0.00	0.00	0.00	0.00	0.00	0.00
10E---	2333	2---	--	-----		0.00	0.00	0.00	0.00	0.00	0.00
10E---	23--	----	--	-----		874,078.00	73,457.74	501,157.96	1,082.95	427.93	371,409.16
10E020	2410	1100	00	000000	RCES Prin Sal	300,000.00	24,839.68	157,901.88	0.00	0.00	142,098.12
10E030	2410	1100	00	000000	WRES Principal Sal	0.00	0.00	0.00	0.00	0.00	0.00

Account Level				2022-23	January 2022-23	2022-23	2022-23	Encumbered	2022-23		
FDTLOC	FUNC	OBJ	SJ	Description	Budget	Monthly Activity	FYTD Activity	Batch Activity	Amount	Available Funds	
10E040	2410	1100	00	000000	RCMS Principal Sal	166,500.00	13,833.32	103,193.68	0.00	0.00	63,306.32
10E050	2410	1100	00	000000	RCHS Principal Salary	170,000.00	148.35	88,613.62	0.00	0.00	81,386.38
10E020	2410	1110	00	000000	RCES Sec Sal	130,000.00	8,030.16	65,919.57	0.00	0.00	64,080.43
10E030	2410	1110	00	000000	WRES Secretary Sal	0.00	0.00	0.00	0.00	0.00	0.00
10E040	2410	1110	00	000000	RCMS Secretarial Sal	55,000.00	4,575.84	31,357.96	0.00	0.00	23,642.04
10E050	2410	1110	00	000000	RCHS Principal Sec Sal	125,000.00	10,037.50	68,364.01	0.00	0.00	56,635.99
10E020	2410	1200	00	000000		0.00	0.00	1,605.00	0.00	0.00	-1,605.00
10E050	2410	1200	00	000000		0.00	0.00	0.00	0.00	0.00	0.00
10E020	2410	1210	00	000000	RCES Sub Sec Sal	2,000.00	0.00	0.00	0.00	0.00	2,000.00
10E040	2410	1210	00	000000	RCMS Sub Secretary Sal	0.00	0.00	0.00	0.00	0.00	0.00
10E050	2410	1210	00	000000	RCHS Principal Sub Sec Sal	800.00	0.00	0.00	0.00	0.00	800.00
10E---	2410	1---	--	-----		949,300.00	61,464.85	516,955.72	0.00	0.00	432,344.28
10E020	2410	2110	00	000000	RCES Prin TRS	30,000.00	2,797.82	19,474.82	0.00	0.00	10,525.18
10E040	2410	2110	00	000000	RCMS Principal TRS	16,650.00	1,558.10	11,623.14	0.00	0.00	5,026.86
10E050	2410	2110	00	000000	RCHS Principal TRS	17,000.00	-896.21	9,980.82	0.00	0.00	7,019.18
10E020	2410	2130	00	000000		0.00	0.00	0.00	0.00	0.00	0.00
10E040	2410	2130	00	000000		0.00	0.00	0.00	0.00	0.00	0.00
10E050	2410	2130	00	000000		0.00	0.00	0.00	0.00	0.00	0.00
10E020	2410	2200	00	000000	RCES Prin Ins Benefit	23,500.00	2,283.00	25,110.58	0.00	0.00	-1,610.58
10E030	2410	2200	00	000000	WRES Prins Benefits	0.00	0.00	0.00	0.00	0.00	0.00
10E040	2410	2200	00	000000	RCMS Principal Ins Ben	18,400.00	1,522.00	10,254.00	0.00	0.00	8,146.00
10E050	2410	2200	00	000000	RCHS Principal Ins Ben	21,400.00	125.44	13,944.91	0.00	0.00	7,455.09
10E---	2410	2---	--	-----		126,950.00	7,390.15	90,388.27	0.00	0.00	36,561.73
10E020	2410	3190	00	000000	RCES Prin Off Pur Serv	11,000.00	0.00	10,342.81	0.00	89.00	568.19
10E030	2410	3190	00	000000	WRES Purchase Services	0.00	0.00	0.00	0.00	0.00	0.00
10E040	2410	3190	00	000000	RCMS Principal Purchase Serv	7,900.00	0.00	9,807.12	0.00	0.00	-1,907.12
10E050	2410	3190	00	000000	RCHS Principal Purchase Serv	10,000.00	0.00	9,928.12	0.00	0.00	71.88
10E020	2410	3230	00	000000	RCES Prin Off Rep/Maint	1,500.00	0.00	0.00	0.00	0.00	1,500.00
10E030	2410	3230	00	000000	WRES Principal Repair	0.00	0.00	0.00	0.00	0.00	0.00
10E040	2410	3230	00	000000	RCMS Principal Rep/Maint	0.00	0.00	0.00	0.00	0.00	0.00
10E050	2410	3230	00	000000	RCHS Principal Rep/Maint	0.00	0.00	0.00	0.00	0.00	0.00
10E020	2410	3240	00	000000	RCES Prin Copier Repair	0.00	0.00	0.00	0.00	0.00	0.00
10E040	2410	3240	00	000000	RCMS Principal Copier Repair	450.00	0.00	178.00	0.00	0.00	272.00
10E050	2410	3240	00	000000	RCHS Principal Copier Repair	2,000.00	0.00	0.00	0.00	0.00	2,000.00
10E020	2410	3320	00	000000	RCES Prin Off Travel	1,500.00	0.00	337.38	0.00	0.00	1,162.62
10E030	2410	3320	00	000000	WRES Principal Travel	0.00	0.00	0.00	0.00	0.00	0.00
10E040	2410	3320	00	000000	RCMS Principal Travel	1,000.00	0.00	43.71	0.00	0.00	956.29
10E050	2410	3320	00	000000	RCHS Principal Travel	1,500.00	0.00	647.82	-770.23	56.73	1,565.68
10E020	2410	3400	00	000000	RCES Prin Off Telephone	0.00	0.00	0.00	0.00	0.00	0.00
10E030	2410	3400	00	000000	WRES Telephone	0.00	0.00	0.00	0.00	0.00	0.00

Account Level				2022-23	January 2022-23	2022-23	2022-23	Encumbered	2022-23	
FDTLOC	FUNC	OBJ	SJ	Description	Budget	Monthly Activity	FYTD Activity	Batch Activity	Amount	Available Funds
10E040	2410	3400	00 000000	RCMS Principal Telephone	0.00	0.00	0.00	0.00	0.00	0.00
10E050	2410	3400	00 000000	RCHS Principal Telephone	0.00	0.00	0.00	0.00	0.00	0.00
10E020	2410	3600	00 000000	RCES Printing	2,000.00	75.40	714.31	0.00	1,285.69	0.00
10E040	2410	3600	00 000000	RCMS Printing	1,400.00	0.00	82.22	0.00	1,000.00	317.78
10E050	2410	3600	00 000000	RCHS Printing	3,000.00	0.00	96.38	0.00	0.00	2,903.62
10E---	2410	3---	-- -----		43,250.00	75.40	32,177.87	-770.23	2,431.42	9,410.94
10E020	2410	4100	00 000000	RCES Prin Off Supplies	12,000.00	1,234.49	3,785.27	0.00	1,715.99	6,498.74
10E030	2410	4100	00 000000	WRES Principal Supplies	0.00	0.00	0.00	0.00	0.00	0.00
10E040	2410	4100	00 000000	RCMS Principal Supplies	4,900.00	60.26	968.64	0.00	163.42	3,767.94
10E050	2410	4100	00 000000	RCHS Principal Supplies	14,000.00	44.80	5,953.94	0.00	236.45	7,809.61
10E020	2410	4240	00 000000	RCES Copier Toner	0.00	0.00	0.00	0.00	0.00	0.00
10E050	2410	4240	00 000000	RCHS Principal Copier Toner	2,000.00	0.00	374.85	0.00	0.00	1,625.15
10E020	2410	4250	00 000000	RCES Copier Parts	0.00	0.00	0.00	0.00	0.00	0.00
10E050	2410	4400	00 000000	RCHS Principal Subscriptions	0.00	0.00	0.00	0.00	0.00	0.00
10E020	2410	4700	00 000000	RCES Prin Off Software	0.00	0.00	0.00	0.00	0.00	0.00
10E040	2410	4700	00 000000	RCMS Principl Software	0.00	0.00	0.00	0.00	0.00	0.00
10E050	2410	4700	00 000000	RCHS Principal Software	0.00	0.00	0.00	0.00	0.00	0.00
10E---	2410	4---	-- -----		32,900.00	1,339.55	11,082.70	0.00	2,115.86	19,701.44
10E020	2410	5500	00 000000	RCES Principal Equip	5,000.00	0.00	1,121.64	620.00	0.00	3,258.36
10E040	2410	5500	00 000000	RCMS Principal Equip	3,000.00	0.00	0.00	0.00	0.00	3,000.00
10E050	2410	5500	00 000000	RCHS Principal Equip	5,000.00	696.39	696.39	800.00	175.66	3,327.95
10E---	2410	5---	-- -----		13,000.00	696.39	1,818.03	1,420.00	175.66	9,586.31
10E020	2410	6400	00 000000	RCES Prin Dues/Fees	2,000.00	0.00	1,540.00	419.00	463.00	-422.00
10E030	2410	6400	00 000000	WRES Dues & Fees	0.00	0.00	0.00	0.00	0.00	0.00
10E040	2410	6400	00 000000	RCMS Principal Dues/Fees	700.00	419.00	769.00	0.00	75.00	-144.00
10E050	2410	6400	00 000000	RCHS Principal Dues/Fees	1,500.00	0.00	901.50	0.00	0.00	598.50
10E---	2410	6---	-- -----		4,200.00	419.00	3,210.50	419.00	538.00	32.50
10E010	2490	1100	00 000000	Program Supervisor Sal	0.00	0.00	0.00	0.00	0.00	0.00
10E020	2490	1100	00 000000	RCES Team Leader Salary	0.00	1,220.38	6,101.90	0.00	0.00	-6,101.90
10E040	2490	1100	00 000000	RCMS Team Leader Salary	0.00	823.76	4,118.80	0.00	0.00	-4,118.80
10E050	2490	1100	00 000000	RCHS Dept Head Salary	0.00	1,572.64	7,863.20	0.00	0.00	-7,863.20
10E---	2490	1---	-- -----		0.00	3,616.78	18,083.90	0.00	0.00	-18,083.90
10E010	2490	2110	00 000000	Program Suprvr TRS	0.00	0.00	0.00	0.00	0.00	0.00
10E020	2490	2110	00 000000	RCES Team Leader TRS	0.00	137.40	686.97	0.00	0.00	-686.97
10E040	2490	2110	00 000000	RCMS Team Leader TRS	0.00	92.76	463.77	0.00	0.00	-463.77
10E050	2490	2110	00 000000	RCHS Dept Head TRS	0.00	177.03	885.19	0.00	0.00	-885.19
10E010	2490	2200	00 000000	Program Suprvr Ins Ben	0.00	0.00	0.00	0.00	0.00	0.00
10E---	2490	2---	-- -----		0.00	407.19	2,035.93	0.00	0.00	-2,035.93
10E010	2490	3190	00 000000	Purchase Service	0.00	0.00	0.00	0.00	0.00	0.00
10E010	2490	3320	00 000000	Travel	0.00	0.00	0.00	0.00	0.00	0.00

Account Level				2022-23	January 2022-23	2022-23	2022-23	Encumbered	2022-23	
FDTLOC	FUNC	OBJ	SJ	Description	Budget	Monthly Activity	FYTD Activity	Batch Activity	Amount	Available Funds
10E---	2490	3---	--	-----	0.00	0.00	0.00	0.00	0.00	0.00
10E010	2490	6400	00	000000	0.00	0.00	0.00	0.00	0.00	0.00
				Program Supervisor Dues/ Fees						
10E---	2490	6---	--	-----	0.00	0.00	0.00	0.00	0.00	0.00
10E---	24--	----	--	-----	1,169,600.00	75,409.31	675,752.92	1,068.77	5,260.94	487,517.37
10E010	2520	1110	00	000000	115,000.00	9,397.00	69,289.00	0.00	0.00	45,711.00
				Fiscal Service Salaries						
10E---	2520	1---	--	-----	115,000.00	9,397.00	69,289.00	0.00	0.00	45,711.00
10E010	2520	2110	00	000000	0.00	0.00	0.00	0.00	0.00	0.00
10E010	2520	2130	00	000000	0.00	0.00	0.00	0.00	0.00	0.00
10E010	2520	2200	00	000000	9,200.00	761.00	5,027.00	0.00	0.00	4,173.00
				Fiscal Service Ins Ben						
10E---	2520	2---	--	-----	9,200.00	761.00	5,027.00	0.00	0.00	4,173.00
10E010	2520	3100	00	000000	0.00	0.00	0.00	0.00	0.00	0.00
				Medicaid Fee						
10E010	2520	3190	00	000000	50,000.00	244.37	32,065.09	0.00	0.00	17,934.91
				Fiscal Service Pur Serv						
10E010	2520	3230	00	000000	100.00	0.00	38.00	0.00	1.00	61.00
				Fiscal Sevice Repair/Maint						
10E010	2520	3320	00	000000	1,000.00	0.00	1,715.58	0.00	0.00	-715.58
				Fiscal Service Travel						
10E---	2520	3---	--	-----	51,100.00	244.37	33,818.67	0.00	1.00	17,280.33
10E010	2520	4100	00	000000	4,000.00	63.29	1,686.13	0.00	1.00	2,312.87
				Fiscal Service Supplies						
10E010	2520	4700	00	000000	0.00	0.00	0.00	0.00	0.00	0.00
				Fiscal Service Software						
10E---	2520	4---	--	-----	4,000.00	63.29	1,686.13	0.00	1.00	2,312.87
10E010	2520	5500	00	000000	0.00	0.00	0.00	0.00	0.00	0.00
				Fiscal Service Equipment						
10E---	2520	5---	--	-----	0.00	0.00	0.00	0.00	0.00	0.00
10E010	2521	3190	00	000000	0.00	0.00	0.00	0.00	0.00	0.00
				Coop Wrhs Rental						
10E---	2521	3---	--	-----	0.00	0.00	0.00	0.00	0.00	0.00
10E010	2521	4100	00	000000	1,000.00	0.00	0.00	0.00	0.00	1,000.00
				District Co-op Supplies						
10E020	2521	4100	00	000000	15,000.00	0.00	20,208.49	0.00	0.00	-5,208.49
				RCES Co-op Supplies						
10E040	2521	4100	00	000000	5,000.00	0.00	3,293.63	0.00	0.00	1,706.37
				RCMS Co-op Supplies						
10E050	2521	4100	00	000000	5,000.00	0.00	3,868.25	0.00	77.18	1,054.57
				RCHS Co-op Supplies						
10E080	2521	4100	00	000000	500.00	0.00	0.00	0.00	0.00	500.00
				Trans Co-op Supplies						
10E420	2521	4100	00	420000	0.00	0.00	0.00	0.00	0.00	0.00
				Food Service Co-op Supplies						
10E---	2521	4---	--	-----	26,500.00	0.00	27,370.37	0.00	77.18	-947.55
10E342	2530	3190	00	000000	0.00	0.00	0.00	0.00	0.00	0.00
				ESSER II Construction Services						
10E343	2530	3190	00	000000	0.00	0.00	0.00	0.00	0.00	0.00
				ESSER III CONSTRUCTION SERVICE						
10E---	2530	3---	--	-----	0.00	0.00	0.00	0.00	0.00	0.00
10E020	2540	1110	00	000000	225,000.00	18,015.37	129,652.34	0.00	0.00	95,347.66
				RCES Cust Sal						
10E030	2540	1110	00	000000	0.00	0.00	0.00	0.00	0.00	0.00
				WRES Cust Salary						
10E040	2540	1110	00	000000	154,000.00	14,245.27	96,625.35	0.00	0.00	57,374.65
				RCMS Custodial Salary						
10E050	2540	1110	00	000000	288,000.00	23,782.50	96,296.08	0.00	0.00	191,703.92
				RCHS Custodial Salary						
10E020	2540	1200	00	000000	0.00	0.00	0.00	0.00	0.00	0.00
				RCES Cust Sub Sal						
10E040	2540	1200	00	000000	0.00	0.00	0.00	0.00	0.00	0.00
				RCMS Custodial Sub Sal						
10E050	2540	1200	00	000000	0.00	0.00	0.00	0.00	0.00	0.00
				RCHS Custodial Sub Sal						
10E020	2540	1210	00	000000	4,000.00	0.00	1,014.99	0.00	0.00	2,985.01
				RCES Cust Sub Sal						

Account Level				2022-23	January 2022-23	2022-23	2022-23	Encumbered	2022-23	
FDTLOC	FUNC	OBJ	SJ	Description	Budget	Monthly Activity	FYTD Activity	Batch Activity	Amount	Available Funds
10E030	2540	1210	00 000000	WRES Sub Cust Sal	0.00	0.00	0.00	0.00	0.00	0.00
10E040	2540	1210	00 000000	RCMS Custodial Sub Sal	5,000.00	0.00	4,225.00	0.00	0.00	775.00
10E050	2540	1210	00 000000	RCHS Custodial Sub Salary	10,000.00	51.00	1,581.00	0.00	0.00	8,419.00
10E---	2540	1---	-- -----		686,000.00	56,094.14	329,394.76	0.00	0.00	356,605.24
10E050	2540	2110	00 000000	RCHS Custodial Benefits	0.00	0.00	0.00	0.00	0.00	0.00
10E020	2540	2130	00 000000		0.00	0.00	0.00	0.00	0.00	0.00
10E040	2540	2130	00 000000		0.00	0.00	0.00	0.00	0.00	0.00
10E050	2540	2130	00 000000		0.00	0.00	0.00	0.00	0.00	0.00
10E020	2540	2200	00 000000	RCES Cust Ins Benefit	35,000.00	2,282.00	13,856.00	0.00	0.00	21,144.00
10E030	2540	2200	00 000000	WRES Cust Ins Ben	0.00	0.00	0.00	0.00	0.00	0.00
10E040	2540	2200	00 000000	RCMS Custodial Ins Ben	32,500.00	2,280.00	22,228.77	0.00	0.00	10,271.23
10E050	2540	2200	00 000000	RCHS Custodial Ins Ben	51,000.00	3,803.00	30,839.87	0.00	0.00	20,160.13
10E---	2540	2---	-- -----		118,500.00	8,365.00	66,924.64	0.00	0.00	51,575.36
10E110	2540	3190	00 110000	Pre K Playground Pur Serv	0.00	0.00	0.00	0.00	0.00	0.00
10E342	2540	3190	00 000000	ESSER II Building Purch Serv	0.00	0.00	0.00	0.00	0.00	0.00
10E050	2540	3200	00 000000	RCHS Prop Serv - Rental Repair	0.00	0.00	0.00	0.00	0.00	0.00
10E---	2540	3---	-- -----		0.00	0.00	0.00	0.00	0.00	0.00
10E110	2540	4100	00 110000	Pre K Playground Supp	3,254.00	0.00	0.00	0.00	0.00	3,254.00
10E220	2540	4100	00 220000	FEMA GRANT OPER&MAINT SUPPLIES	0.00	0.00	0.00	0.00	0.00	0.00
10E340	2540	4100	00 340000	ESSER Bldg Supplies	0.00	0.00	0.00	0.00	0.00	0.00
10E342	2540	4100	00 000000	ESSER II Building Supplies	10,000.00	0.00	657.46	0.00	0.00	9,342.54
10E510	2540	4100	00 510000	Pre K playground supp	0.00	0.00	0.00	0.00	0.00	0.00
10E010	2540	4650	00 000000	Admin Natural Gas	0.00	0.00	0.00	0.00	0.00	0.00
10E020	2540	4650	00 000000	RCES Natural Gas	40,000.00	6,358.25	16,196.39	0.00	0.00	23,803.61
10E030	2540	4650	00 000000	WRES Natural Gas	0.00	0.00	0.00	0.00	0.00	0.00
10E040	2540	4650	00 000000	RCMS Natural Gas	10,000.00	992.66	3,070.75	0.00	0.00	6,929.25
10E050	2540	4650	00 000000	RCHS Natural Gas	45,000.00	6,761.73	16,273.99	0.00	0.00	28,726.01
10E020	2540	4660	00 000000	RCES Electric	200,000.00	12,576.77	99,274.52	0.00	0.00	100,725.48
10E030	2540	4660	00 000000	WRES Electric	0.00	0.00	0.00	0.00	0.00	0.00
10E040	2540	4660	00 000000	RCMS Electric	100,000.00	8,377.05	60,104.14	0.00	0.00	39,895.86
10E050	2540	4660	00 000000	RCHS Electric	130,000.00	12,889.71	109,080.02	0.00	0.00	20,919.98
10E---	2540	4---	-- -----		538,254.00	47,956.17	304,657.27	0.00	0.00	233,596.73
10E110	2540	5500	00 110000	Pre K Playground Equip	0.00	0.00	0.00	0.00	0.00	0.00
10E220	2540	5500	00 220000	FEMA GRANT EQUIPMENT	0.00	0.00	0.00	0.00	0.00	0.00
10E340	2540	5500	00 340000	ESSER Bldg Equipment	0.00	0.00	0.00	0.00	0.00	0.00
10E342	2540	5500	00 000000	ESSER II Building Equipment	9,200.00	0.00	0.00	0.00	0.00	9,200.00
10E510	2540	5500	00 510000	Pre K Playground Equip	0.00	0.00	9,900.00	0.00	0.00	-9,900.00
10E---	2540	5---	-- -----		9,200.00	0.00	9,900.00	0.00	0.00	-700.00
10E070	2550	1110	00 000000	21st Century trans sal	0.00	475.00	3,053.83	0.00	0.00	-3,053.83
10E100	2550	1110	00 100000	Summer School Trans Sal	1,000.00	0.00	0.00	0.00	0.00	1,000.00

Account Level				2022-23	January 2022-23	2022-23	2022-23	Encumbered	2022-23		
FDTLOC	FUNC	OBJ	SJ	Description	Budget	Monthly Activity	FYTD Activity	Batch Activity	Amount	Available Funds	
10E110	2550	1110	00	110000	PreK Transport Sal	87,720.00	5,274.90	34,174.88	0.00	0.00	53,545.12
10E210	2550	1110	00	210000	ROE Pre K Bus/Aide Sal	0.00	0.00	0.00	0.00	0.00	0.00
10E343	2550	1110	00	000000	ESSER III TRANSP. SALARY	1,548.00	0.00	0.00	0.00	0.00	1,548.00
10E470	2550	1110	00	470000	21st Century Tran Sal	7,500.00	400.00	6,950.18	0.00	0.00	549.82
10E500	2550	1110	00	500000	Summer School Trans Sal	0.00	0.00	0.00	0.00	0.00	0.00
10E510	2550	1110	00	510000	At Risk Trans Sal	0.00	0.00	2,677.33	0.00	0.00	-2,677.33
10E110	2550	1210	00	110000	Pre K Bus Sub Salary	0.00	0.00	116.25	0.00	0.00	-116.25
10E510	2550	1210	00	510000	Pre K Sub Bus Salary	0.00	0.00	0.00	0.00	0.00	0.00
10E---	2550	1---	--	-----		97,768.00	6,149.90	46,972.47	0.00	0.00	50,795.53
10E110	2550	2130	00	110000		0.00	0.00	0.00	0.00	0.00	0.00
10E070	2550	2200	00	000000		0.00	0.00	0.00	0.00	0.00	0.00
10E110	2550	2200	00	110000	PreK Trans Ben	0.00	0.00	1,013.34	0.00	0.00	-1,013.34
10E470	2550	2200	00	470000		0.00	0.00	0.00	0.00	0.00	0.00
10E510	2550	2200	00	510000	PRE K Trans Ins Ben	0.00	0.00	0.00	0.00	0.00	0.00
10E---	2550	2---	--	-----		0.00	0.00	1,013.34	0.00	0.00	-1,013.34
10E080	2550	3190	00	000000	Trans Pur Serv	100.00	0.00	12.00	0.00	0.00	88.00
10E080	2550	3230	00	000000	Van Repair / Maintenance	3,000.00	565.44	3,216.72	0.00	2,448.70	-2,665.42
10E070	2550	3310	00	000000	21st Century Field Trip	0.00	0.00	0.00	0.00	0.00	0.00
10E100	2550	3310	00	100000	Title I Summer School	1,000.00	0.00	0.00	0.00	0.00	1,000.00
10E110	2550	3310	00	110000	Pre-K Trans Operations	12,000.00	0.00	0.00	0.00	0.00	12,000.00
10E210	2550	3310	00	210000	ROE Pre K Trans Operations	0.00	0.00	0.00	0.00	0.00	0.00
10E343	2550	3310	00	000000	ESSER III TRANSP. OPERATIONS	1,728.00	0.00	0.00	0.00	0.00	1,728.00
10E470	2550	3310	00	470000	21st Century Trans Serv	15,000.00	0.00	0.00	0.00	0.00	15,000.00
10E500	2550	3310	00	500000	Title I Trans Operation Exp.	0.00	0.00	0.00	0.00	0.00	0.00
10E510	2550	3310	00	510000	PreK Trans Operation Exp	0.00	0.00	0.00	0.00	0.00	0.00
10E781	2550	3320	00	781000	PATHWAY TRANSPORTATION	0.00	0.00	0.00	0.00	0.00	0.00
10E080	2550	3400	00	000000	Bus Barn Telephone	13,500.00	681.32	7,404.90	0.00	0.00	6,095.10
10E080	2550	3700	00	000000	Bus Barn Water/Sewer	500.00	0.00	300.00	0.00	0.00	200.00
10E---	2550	3---	--	-----		46,828.00	1,246.76	10,933.62	0.00	2,448.70	33,445.68
10E080	2550	4100	00	000000	Van Supplies	4,000.00	1,373.41	3,197.08	0.00	2,226.98	-1,424.06
10E345	2550	4100	00	345000	ARP McKin Vent Trans Supplies	5,500.00	600.00	600.00	0.00	0.00	4,900.00
10E080	2550	4640	00	000000	Bus Barn Van Fuel(Wh/Sil)	10,000.00	189.42	681.65	45.51	0.00	9,272.84
10E080	2550	4650	00	000000	Bus Barn Natural Gas	4,000.00	566.77	1,061.82	0.00	0.00	2,938.18
10E080	2550	4660	00	000000	Bus Barn Electric	4,500.00	283.37	1,680.44	0.00	0.00	2,819.56
10E---	2550	4---	--	-----		28,000.00	3,012.97	7,220.99	45.51	2,226.98	18,506.52
10E342	2550	5500	00	000000	ESSER II Transportation Equip	0.00	0.00	0.00	0.00	0.00	0.00
10E080	2550	5520	00	000000	Other vehicle purchase	0.00	0.00	0.00	0.00	0.00	0.00
10E342	2550	5520	00	000000	ESSER II Tran Vehicle Purchase	345,000.00	0.00	344,443.06	0.00	0.00	556.94
10E---	2550	5---	--	-----		345,000.00	0.00	344,443.06	0.00	0.00	556.94
10E510	2551	1110	00	510000	At Risk New Bus/Aide Sal	0.00	0.00	0.00	0.00	0.00	0.00

Account Level				2022-23	January 2022-23	2022-23	2022-23	Encumbered	2022-23	
FDTLOC	FUNC	OBJ	SJ	Description	Budget	Monthly Activity	FYTD Activity	Batch Activity	Amount	Available Funds
10E---	2551	1---	--	-----	0.00	0.00	0.00	0.00	0.00	0.00
10E070	2560	1110	00	000000	21st Century Food Serv Sal	0.00	0.00	0.00	0.00	0.00
10E420	2560	1110	00	420000	Food Service Salary	450,000.00	39,045.78	217,552.67	0.00	232,447.33
10E440	2560	1110	00	440000	US Healthier Salaries	0.00	0.00	0.00	0.00	0.00
10E460	2560	1110	00	460000	Fed Summer School Sal	0.00	0.00	0.00	0.00	0.00
10E470	2560	1110	00	470000	21st Century Food Serv Sal	5,000.00	467.56	4,295.32	0.00	704.68
10E420	2560	1200	00	420000	Food Serv Sub Sal	0.00	0.00	0.00	0.00	0.00
10E420	2560	1210	00	420000	Food Service Sub Sal	20,000.00	2,372.25	13,691.50	0.00	6,308.50
10E---	2560	1---	--	-----	475,000.00	41,885.59	235,539.49	0.00	0.00	239,460.51
10E420	2560	2110	00	420000		0.00	0.00	0.00	0.00	0.00
10E420	2560	2130	00	420000		0.00	0.00	0.00	0.00	0.00
10E070	2560	2200	00	000000	21st Century Food Serv Ben	0.00	0.00	0.00	0.00	0.00
10E420	2560	2200	00	420000	Food Service Ins Ben	90,000.00	4,824.36	63,247.75	0.00	26,752.25
10E---	2560	2---	--	-----	90,000.00	4,824.36	63,247.75	0.00	0.00	26,752.25
10E350	2560	3140	00	350000	Food Service Train,Lic	100.00	0.00	0.00	0.00	100.00
10E350	2560	3190	00	350000	Food Service Purch Serv	2,500.00	0.00	2,452.00	0.00	48.00
10E460	2560	3190	00	460000	Fed Summer School Pur Serv	0.00	0.00	0.00	0.00	0.00
10E350	2560	3230	00	350000	Food Service Rep/Maint	2,500.00	0.00	0.00	0.00	2,500.00
10E350	2560	3260	00	350000	Food Service Postage	0.00	0.00	0.00	0.00	0.00
10E350	2560	3320	00	350000	Food Service Travel	0.00	0.00	0.00	0.00	0.00
10E460	2560	3320	00	460000	Fed Summer Mileage	0.00	0.00	0.00	0.00	0.00
10E---	2560	3---	--	-----	5,100.00	0.00	2,452.00	0.00	0.00	2,648.00
10E110	2560	4100	00	110000	PreK Food Serv Supp	8,500.00	0.00	625.48	0.00	7,874.52
10E210	2560	4100	00	210000	ROE At-Risk Snacks	0.00	0.00	0.00	0.00	0.00
10E230	2560	4100	00	230000	SOS/NKH Supplies	0.00	0.00	0.00	0.00	0.00
10E420	2560	4100	00	420000	Food Service Supplies	605,000.00	36,041.80	314,324.96	812.20	94,792.69
10E440	2560	4100	00	440000	US Healthier Supp	0.00	0.00	0.00	0.00	0.00
10E460	2560	4100	00	460000	Fed Summer Food Supplies	0.00	0.00	0.00	0.00	0.00
10E510	2560	4100	00	510000	Pre K Food Supp	0.00	0.00	0.00	0.00	0.00
10E510	2560	4110	00	510000	0-3 Food Serv Suppl	0.00	0.00	0.00	0.00	0.00
10E420	2560	4640	00	420000	Food Service Fuel	500.00	0.00	0.00	0.00	500.00
10E420	2560	4700	00	420000	Food Service Software	500.00	0.00	0.00	0.00	500.00
10E---	2560	4---	--	-----	614,500.00	36,041.80	314,950.44	812.20	94,792.69	203,944.67
10E230	2560	5500	00	230000	SOS/NKH Equipment	0.00	0.00	0.00	0.00	0.00
10E430	2560	5500	00	430000	Food Serv Equip	0.00	0.00	0.00	0.00	0.00
10E440	2560	5500	00	440000	NSLP Equipment	0.00	0.00	0.00	0.00	0.00
10E---	2560	5---	--	-----	0.00	0.00	0.00	0.00	0.00	0.00
10E---	25--	----	--	-----	3,259,950.00	216,042.35	1,874,841.00	857.71	99,547.55	1,284,703.74
10E010	2620	1100	00	000000	Resource/Consultant Teacher	0.00	0.00	0.00	0.00	0.00
10E070	2620	1100	00	000000	21st Century Eval Sal	0.00	0.00	0.00	0.00	0.00

Account Level				2022-23	January 2022-23	2022-23	2022-23	Encumbered	2022-23		
FDTLOC	FUNC	OBJ	SJ	Description	Budget	Monthly Activity	FYTD Activity	Batch Activity	Amount	Available Funds	
10E470	2620	1100	00	470000	21st Century Eval Sal	2,000.00	0.00	2,134.88	0.00	0.00	-134.88
10E010	2620	1110	00	000000	JFF research sal	0.00	0.00	0.00	0.00	0.00	0.00
10E---	2620	1---	--	-----		2,000.00	0.00	2,134.88	0.00	0.00	-134.88
10E010	2620	2110	00	000000	Res/Consult Teach TRS	0.00	0.00	0.00	0.00	0.00	0.00
10E070	2620	2110	00	000000	21st Century Planning TRS	0.00	0.00	0.00	0.00	0.00	0.00
10E470	2620	2110	00	470000	21st Century Eval TRS	1,000.00	0.00	486.61	0.00	0.00	513.39
10E010	2620	2200	00	000000	Res/Consult Teach Ins Ben	0.00	0.00	0.00	0.00	0.00	0.00
10E---	2620	2---	--	-----		1,000.00	0.00	486.61	0.00	0.00	513.39
10E010	2620	3190	00	000000	District Accreditation Pur Ser	7,500.00	0.00	0.00	0.00	1.00	7,499.00
10E070	2620	3190	00	000000	21st Century Pur Serv	0.00	0.00	0.00	0.00	0.00	0.00
10E470	2620	3190	00	470000	21st Century Pur Serv	0.00	0.00	0.00	0.00	0.00	0.00
10E010	2620	3320	00	000000	District Accreditation M M M	0.00	0.00	0.00	0.00	0.00	0.00
10E070	2620	3320	00	000000	21st Century Travel	0.00	0.00	0.00	0.00	0.00	0.00
10E470	2620	3320	00	470000	21st Century Trav	0.00	0.00	0.00	0.00	0.00	0.00
10E---	2620	3---	--	-----		7,500.00	0.00	0.00	0.00	1.00	7,499.00
10E010	2620	4100	00	000000	District Staff Devlpmnt Supp	1,000.00	0.00	0.00	0.00	0.00	1,000.00
10E070	2620	4100	00	000000	21st Century Supp	0.00	0.00	0.00	0.00	0.00	0.00
10E470	2620	4100	00	470000	21st Century Supp	500.00	0.00	0.00	0.00	0.00	500.00
10E---	2620	4---	--	-----		1,500.00	0.00	0.00	0.00	0.00	1,500.00
10E010	2620	5500	00	000000	RTI Instr Equip	0.00	0.00	0.00	0.00	0.00	0.00
10E---	2620	5---	--	-----		0.00	0.00	0.00	0.00	0.00	0.00
10E010	2630	3190	00	000000	Maintenance Plan/Warranty	300.00	0.00	0.00	0.00	0.00	300.00
10E010	2630	3400	00	000000	District Alert Now System	7,000.00	0.00	0.00	0.00	0.00	7,000.00
10E010	2630	3410	00	000000	District Wide Phone System	11,500.00	747.95	5,327.10	37.70	0.00	6,135.20
10E010	2630	3420	00	000000	District Wide Internet	35,000.00	4,451.57	30,824.15	0.00	0.00	4,175.85
10E---	2630	3---	--	-----		53,800.00	5,199.52	36,151.25	37.70	0.00	17,611.05
10E010	2630	4100	00	000000	District Information Supplies	500.00	0.00	0.00	0.00	0.00	500.00
10E345	2630	4100	00	345000	ARP McKin Vent Info Supplies	1,000.00	0.00	0.00	0.00	0.00	1,000.00
10E---	2630	4---	--	-----		1,500.00	0.00	0.00	0.00	0.00	1,500.00
10E330	2640	3190	00	330000	Title II recruiting fee	0.00	0.00	0.00	0.00	0.00	0.00
10E---	2640	3---	--	-----		0.00	0.00	0.00	0.00	0.00	0.00
10E010	2660	1100	00	000000	District Comp Tech Salary	0.00	0.00	0.00	0.00	0.00	0.00
10E010	2660	1110	00	000000	District Comp Tech Salary	225,000.00	18,169.16	128,229.91	0.00	0.00	96,770.09
10E---	2660	1---	--	-----		225,000.00	18,169.16	128,229.91	0.00	0.00	96,770.09
10E010	2660	2110	00	000000	District Comp Tech TRS	0.00	0.00	0.00	0.00	0.00	0.00
10E010	2660	2130	00	000000		0.00	0.00	0.00	0.00	0.00	0.00
10E010	2660	2200	00	000000	District Computer Tech Ins	22,000.00	2,281.00	19,690.94	0.00	0.00	2,309.06
10E---	2660	2---	--	-----		22,000.00	2,281.00	19,690.94	0.00	0.00	2,309.06
10E010	2660	3190	00	000000	District Comp Tech Pur Serv	40,000.00	4,175.55	28,614.55	0.00	0.00	11,385.45
10E342	2660	3190	00	000000	ESSER II Tech Purchased Serv	6,000.00	0.00	5,897.00	0.00	0.00	103.00

Account Level				2022-23	January 2022-23	2022-23	2022-23	Encumbered	2022-23	
FDTLOC	FUNC	OBJ	SJ	Description	Budget	Monthly Activity	FYTD Activity	Batch Activity	Amount	Available Funds
10E010	2660	3230	00 000000	District Comp Tech Rep/Maint	1,000.00	0.00	0.00	0.00	0.00	1,000.00
10E010	2660	3320	00 000000	District Computer Tech Mileage	500.00	0.00	46.84	0.00	0.00	453.16
10E---	2660	3---	-- -----		47,500.00	4,175.55	34,558.39	0.00	0.00	12,941.61
10E010	2660	4100	00 000000	District Comp Tech Supplies	205,000.00	2,342.98	5,680.15	0.00	1,464.00	197,855.85
10E010	2660	4700	00 000000	District Comp Tech Software	3,000.00	14.99	437.15	0.00	104.93	2,457.92
10E---	2660	4---	-- -----		208,000.00	2,357.97	6,117.30	0.00	1,568.93	200,313.77
10E010	2660	5500	00 000000	District Comp Tech Equipment	30,000.00	0.00	5,495.00	0.00	11,140.00	13,365.00
10E---	2660	5---	-- -----		30,000.00	0.00	5,495.00	0.00	11,140.00	13,365.00
10E---	26--	----	-- -----		599,800.00	32,183.20	232,864.28	37.70	12,709.93	354,188.09
10E070	2900	1100	00 000000	21st Century Fac Sal	0.00	0.00	0.00	0.00	0.00	0.00
10E470	2900	1100	00 470000	21st Century Sal	0.00	2,722.03	20,075.75	0.00	0.00	-20,075.75
10E---	2900	1---	-- -----		0.00	2,722.03	20,075.75	0.00	0.00	-20,075.75
10E070	2900	2110	00 000000	21st Century Fac TRS	0.00	0.00	0.00	0.00	0.00	0.00
10E470	2900	2110	00 470000	21st Century TRS	0.00	560.05	4,049.68	0.00	0.00	-4,049.68
10E---	2900	2---	-- -----		0.00	560.05	4,049.68	0.00	0.00	-4,049.68
10E100	2900	3190	00 100000	Title I SES services	0.00	0.00	0.00	0.00	0.00	0.00
10E340	2900	3190	00 340000	ESSER Other Purchased Services	0.00	0.00	0.00	0.00	0.00	0.00
10E345	2900	3190	00 345000	ARP McKin Ven Support Services	7,000.00	300.00	700.33	0.00	0.00	6,299.67
10E500	2900	3190	00 500000	Title I SES Services	0.00	0.00	0.00	0.00	0.00	0.00
10E---	2900	3---	-- -----		7,000.00	300.00	700.33	0.00	0.00	6,299.67
10E070	2900	4100	00 000000	21st Century Supp	0.00	0.00	0.00	0.00	0.00	0.00
10E100	2900	4100	00 100000	Title I Homeless Supplies	400.00	0.00	0.00	0.00	0.00	400.00
10E345	2900	4100	00 345000	ARP McKin Ven Support Supplies	5,000.00	428.39	1,387.54	0.00	285.08	3,327.38
10E470	2900	4100	00 470000	21st Century Site Mngrs Suppli	0.00	0.00	0.00	0.00	0.00	0.00
10E500	2900	4100	00 500000	Title I Homeless supplies	0.00	0.00	0.00	0.00	0.00	0.00
10E---	2900	4---	-- -----		5,400.00	428.39	1,387.54	0.00	285.08	3,727.38
10E---	29--	----	-- -----		12,400.00	4,010.47	26,213.30	0.00	285.08	-14,098.38
10E070	3000	1100	00 000000	21st Century Comm Serv Sal	0.00	0.00	0.00	0.00	0.00	0.00
10E100	3000	1100	00 100000	Title I Prnt Invl Sal	18,311.00	0.00	0.00	0.00	0.00	18,311.00
10E110	3000	1100	00 110000	PreK 0-3 Teach Sal	204,296.00	16,076.78	80,436.40	0.00	0.00	123,859.60
10E150	3000	1100	00 150000	SESE Flow Thru St Joe Spch Sal	0.00	0.00	0.00	0.00	0.00	0.00
10E470	3000	1100	00 470000	21st Century Comm Ser Sal	0.00	0.00	0.00	0.00	0.00	0.00
10E500	3000	1100	00 500000	Title I Prnt Invl Sal Pr	0.00	0.00	0.00	0.00	0.00	0.00
10E510	3000	1100	00 510000	PI 0-3 Teach Sal	34,049.00	0.00	41,445.96	0.00	0.00	-7,396.96
10E100	3000	1110	00 100000	Title I N/C	0.00	0.00	0.00	0.00	0.00	0.00
10E500	3000	1110	00 500000	Title I N/C sal	0.00	0.00	0.00	0.00	0.00	0.00
10E510	3000	1110	00 510000	PI Sec Sal	0.00	0.00	0.00	0.00	0.00	0.00
10E100	3000	1200	00 100000		0.00	0.00	0.00	0.00	0.00	0.00
10E110	3000	1200	00 110000	PreK 0-3 Sub Sal	0.00	0.00	60.00	0.00	0.00	-60.00
10E510	3000	1200	00 510000	PI Sub Salary	0.00	0.00	2,437.50	0.00	0.00	-2,437.50

Account Level				2022-23	January 2022-23	2022-23	2022-23	Encumbered	2022-23	
FDTLOC	FUNC	OBJ	SJ	Description	Budget	Monthly Activity	FYTD Activity	Batch Activity	Amount	Available Funds
10E100	3000	1300	00	100000		Title I St Joe Tutor Sal	0.00	0.00	0.00	0.00
10E500	3000	1300	00	500000		St Joe Title I Tutoring	0.00	0.00	0.00	0.00
10E---	3000	1---	--	-----	256,656.00	16,076.78	124,379.86	0.00	0.00	132,276.14
10E070	3000	2110	00	000000		21st Century TRS	0.00	0.00	0.00	0.00
10E100	3000	2110	00	100000		Title I Prnt Invl TRS	0.00	0.00	0.00	0.00
10E110	3000	2110	00	110000	2,397.00	PreK 0-3 Teacher TRS	1,355.08	6,788.06	0.00	-4,391.06
10E150	3000	2110	00	150000		SESE St Joe Flow Thru TRS	0.00	0.00	0.00	0.00
10E470	3000	2110	00	470000		21st Century Comm Serv TRS	0.00	0.00	0.00	0.00
10E500	3000	2110	00	500000		Title I Prnt Inl Vl TRS	0.00	0.00	0.00	0.00
10E510	3000	2110	00	510000		PI 0-3 TRS	0.00	3,743.42	0.00	-3,743.42
10E100	3000	2130	00	100000			0.00	0.00	0.00	0.00
10E100	3000	2200	00	100000		Title I Prnt Inl Ins Ben	0.00	0.00	0.00	0.00
10E110	3000	2200	00	110000	25,200.00	PreK 0-3 Teach Ins Ben	1,977.00	9,885.00	0.00	15,315.00
10E500	3000	2200	00	500000		Title I Ins Ben Prior	0.00	0.00	0.00	0.00
10E510	3000	2200	00	510000	4,200.00	PI 0-3 Ins Ben Prior	0.00	4,148.00	0.00	52.00
10E---	3000	2---	--	-----	31,797.00	3,332.08	24,564.48	0.00	0.00	7,232.52
10E100	3000	3140	00	100000		Title I St Joe Reg Fee	0.00	0.00	0.00	0.00
10E330	3000	3140	00	330000		Title II St Joe Consult	0.00	0.00	0.00	0.00
10E500	3000	3140	00	500000		Title I St Joe Reg	0.00	0.00	0.00	0.00
10E010	3000	3190	00	000000	1,000.00	District Comm Serv Pur Serv	0.00	400.00	0.00	600.00
10E070	3000	3190	00	000000		21st Century Pur Serv	0.00	0.00	0.00	0.00
10E100	3000	3190	00	100000		Title I Comm TAPP	0.00	0.00	0.00	0.00
10E110	3000	3190	00	110000	8,265.00	PI Purchase Serv	0.00	45.00	108.00	8,112.00
10E130	3000	3190	00	130000		CWinters B3 Pur Serv	0.00	0.00	0.00	0.00
10E170	3000	3190	00	170000		Title IV St Joe M M M	0.00	0.00	0.00	0.00
10E180	3000	3190	00	180000		RTTT Comm Serv Pur Serv	0.00	0.00	0.00	0.00
10E290	3000	3190	00	290000		JFF Richland React Website	0.00	0.00	0.00	0.00
10E470	3000	3190	00	470000		21st Century Pur Serv	0.00	0.00	0.00	0.00
10E500	3000	3190	00	500000		Title I Comm Serv Pur Serv	0.00	0.00	0.00	0.00
10E510	3000	3190	00	510000		PI 0-3 Pur Servcs	0.00	56.25	0.00	-56.25
10E530	3000	3190	00	530000		Title II St Joe Pur Serv	0.00	0.00	0.00	0.00
10E690	3000	3190	00	690000		TAPS Purchase Service	0.00	0.00	0.00	0.00
10E730	3000	3190	00	730000		JFF Tapps Pur Serv	0.00	0.00	0.00	0.00
10E100	3000	3250	00	100000		Title I Prnt Invl Pur Serv	0.00	0.00	0.00	0.00
10E010	3000	3320	00	000000	1,000.00	District Comm Serv Mileage	0.00	0.00	0.00	1,000.00
10E100	3000	3320	00	100000		Title I St Joe Travel	0.00	0.00	0.00	0.00
10E110	3000	3320	00	110000		PreK 0-3 Travel	0.00	231.70	1,876.01	-1,876.01
10E330	3000	3320	00	330000		Title II St Joe Travel	0.00	0.00	0.00	0.00
10E500	3000	3320	00	500000		Title I Parent Coord Mileage	0.00	0.00	0.00	0.00
10E500	3000	3320	01	500000		Title I St Joe Mileage	0.00	0.00	0.00	0.00

Account Level				2022-23	January 2022-23	2022-23	2022-23	Encumbered	2022-23	
FDTLOC	FUNC	OBJ	SJ	Description	Budget	Monthly Activity	FYTD Activity	Batch Activity	Amount	Available Funds
10E510	3000	3320	00	510000	PI 0-3 Trav	0.00	0.00	654.65	0.00	-654.65
10E530	3000	3320	00	530000	Title II Trav	0.00	0.00	0.00	0.00	0.00
10E---	3000	3---	--	-----	10,265.00	231.70	3,031.91	0.00	108.00	7,125.09
10E010	3000	4100	00	000000	District Comm Serv Supp	500.00	0.00	0.00	0.00	500.00
10E070	3000	4100	00	000000	21st Century Comm Serv Supplie	0.00	0.00	0.00	0.00	0.00
10E100	3000	4100	00	100000	Title I Prnt Invl Supp	7,500.00	55.74	235.41	0.00	7,264.59
10E110	3000	4100	00	110000	PreK 0-3 Supplies	13,000.00	523.26	3,535.28	0.00	598.52
10E130	3000	4100	00	130000	CW Birth-3 Store	0.00	0.00	0.00	0.00	0.00
10E170	3000	4100	00	170000	Title IV St Joe Supp	0.00	0.00	0.00	0.00	0.00
10E180	3000	4100	00	180000	RTTT Community Mtg Supp	0.00	0.00	0.00	0.00	0.00
10E330	3000	4100	00	330000	Title II St Joe Supplies	0.00	0.00	0.00	0.00	0.00
10E470	3000	4100	00	470000	21st Century Sup	0.00	0.00	0.00	0.00	0.00
10E500	3000	4100	00	500000	Title I Parent Coord Supplies	0.00	0.00	0.00	0.00	0.00
10E510	3000	4100	00	510000	PI 0-3 Supp	0.00	0.00	4,611.00	7,000.00	-11,611.00
10E690	3000	4100	00	690000	TAPS Supplies	0.00	0.00	0.00	0.00	0.00
10E730	3000	4100	00	730000	JFF Tapps Supp	0.00	0.00	0.00	0.00	0.00
10E100	3000	4110	00	100000	Title I St Joe Supp	147.00	0.00	0.00	0.00	147.00
10E500	3000	4110	00	500000	Title I St Joe Supp	0.00	0.00	0.00	0.00	0.00
10E---	3000	4---	--	-----	21,147.00	579.00	8,381.69	0.00	7,598.52	5,166.79
10E110	3000	5500	00	110000	PI Equipment	39,960.00	0.00	747.51	0.00	39,212.49
10E510	3000	5500	00	510000	PI Com Serv Equip	0.00	0.00	41,481.98	0.00	-41,481.98
10E730	3000	5500	00	730000	JFF Comm Equip	0.00	0.00	0.00	0.00	0.00
10E---	3000	5---	--	-----	39,960.00	0.00	42,229.49	0.00	0.00	-2,269.49
10E110	3001	1100	00	110000	PreK 3-5 Teach Sal	0.00	0.00	0.00	0.00	0.00
10E510	3001	1100	00	510000	PreK 3-5 Teach Sal Prior	0.00	0.00	0.00	0.00	0.00
10E---	3001	1---	--	-----	0.00	0.00	0.00	0.00	0.00	0.00
10E110	3001	2110	00	110000	PreK 3-5 Teach TRS	0.00	0.00	0.00	0.00	0.00
10E510	3001	2110	00	510000	Pre-K 3-5 TRS	0.00	0.00	0.00	0.00	0.00
10E110	3001	2200	00	110000	PreK 3-5 Teach Ins Ben	0.00	0.00	0.00	0.00	0.00
10E510	3001	2200	00	510000	PreK 3-5 Ins Ben Prior	0.00	0.00	0.00	0.00	0.00
10E---	3001	2---	--	-----	0.00	0.00	0.00	0.00	0.00	0.00
10E110	3002	1100	00	110000	PreK Comm Serv Sal	22,880.00	1,803.76	15,121.00	0.00	7,759.00
10E510	3002	1100	00	510000	PreK Com Serv Sal Prior	8,700.00	0.00	0.00	0.00	8,700.00
10E110	3002	1110	00	110000	PreK Block Com Serv Sec	0.00	0.00	136.00	0.00	-136.00
10E510	3002	1110	00	510000	PreK Block Com Prior	0.00	0.00	0.00	0.00	0.00
10E---	3002	1---	--	-----	31,580.00	1,803.76	15,257.00	0.00	0.00	16,323.00
10E110	3002	2110	00	110000	PreK Comm Serv TRS	2,397.00	203.18	1,702.60	0.00	694.40
10E510	3002	2110	00	510000	Pre-K Comm Serv TRS	0.00	0.00	0.00	0.00	0.00
10E110	3002	2200	00	110000	PreK Comm Serv Ins Ben	3,700.00	304.00	2,252.00	0.00	1,448.00
10E510	3002	2200	00	510000	PreK Block Com Prior	0.00	0.00	0.00	0.00	0.00

Account Level				2022-23	January 2022-23	2022-23	2022-23	Encumbered	2022-23	
FDTLOC	FUNC	OBJ	SJ	Description	Budget	Monthly Activity	FYTD Activity	Batch Activity	Amount	Available Funds
10E---	3002	2---	--	-----	6,097.00	507.18	3,954.60	0.00	0.00	2,142.40
10E110	3002	3190	00	110000	670.00	0.00	556.15	0.00	0.00	113.85
10E110	3002	3250	00	110000	0.00	0.00	0.00	0.00	0.00	0.00
10E510	3002	3250	00	510000	0.00	0.00	0.00	0.00	0.00	0.00
10E110	3002	3320	00	110000	0.00	0.00	0.00	0.00	0.00	0.00
10E510	3002	3320	00	510000	0.00	0.00	0.00	0.00	0.00	0.00
10E---	3002	3---	--	-----	670.00	0.00	556.15	0.00	0.00	113.85
10E110	3002	4100	00	110000	2,500.00	0.00	669.25	0.00	0.00	1,830.75
10E510	3002	4100	00	510000	0.00	0.00	0.00	0.00	0.00	0.00
10E---	3002	4---	--	-----	2,500.00	0.00	669.25	0.00	0.00	1,830.75
10E---	30--	----	--	-----	400,672.00	22,530.50	223,024.43	0.00	7,706.52	169,941.05
10E820	3220	4100	00	820000	0.00	0.00	0.00	0.00	0.00	0.00
10E---	3220	4---	--	-----	0.00	0.00	0.00	0.00	0.00	0.00
10E820	3220	5500	00	820000	0.00	0.00	0.00	0.00	0.00	0.00
10E---	3220	5---	--	-----	0.00	0.00	0.00	0.00	0.00	0.00
10E---	32--	----	--	-----	0.00	0.00	0.00	0.00	0.00	0.00
10E150	3700	1100	00	150000	30,000.00	0.00	4,077.51	0.00	0.00	25,922.49
10E170	3700	1100	00	170000	0.00	0.00	300.00	0.00	0.00	-300.00
10E340	3700	1100	00	340000	0.00	0.00	0.00	0.00	0.00	0.00
10E100	3700	1300	00	100000	12,000.00	1,245.00	3,810.00	0.00	0.00	8,190.00
10E500	3700	1300	00	500000	0.00	0.00	0.00	0.00	0.00	0.00
10E530	3700	1300	00	530000	0.00	0.00	0.00	0.00	0.00	0.00
10E---	3700	1---	--	-----	42,000.00	1,245.00	8,187.51	0.00	0.00	33,812.49
10E150	3700	2110	00	150000	3,000.00	0.00	929.42	0.00	0.00	2,070.58
10E---	3700	2---	--	-----	3,000.00	0.00	929.42	0.00	0.00	2,070.58
10E500	3700	3140	00	500000	0.00	0.00	0.00	0.00	0.00	0.00
10E100	3700	3190	00	100000	0.00	1,575.00	1,575.00	0.00	0.00	-1,575.00
10E170	3700	3190	00	170000	0.00	0.00	1,670.00	0.00	0.00	-1,670.00
10E330	3700	3190	00	330000	5,000.00	956.52	1,260.52	0.00	0.00	3,739.48
10E340	3700	3190	00	340000	0.00	0.00	0.00	0.00	0.00	0.00
10E500	3700	3190	00	500000	0.00	0.00	0.00	0.00	0.00	0.00
10E530	3700	3190	00	500000	0.00	0.00	0.00	0.00	0.00	0.00
10E530	3700	3190	00	530000	0.00	0.00	0.00	0.00	0.00	0.00
10E570	3700	3190	00	570000	0.00	0.00	1,965.00	0.00	0.00	-1,965.00
10E100	3700	3320	00	100000	0.00	0.00	0.00	0.00	0.00	0.00
10E150	3700	3320	00	150000	0.00	0.00	0.00	0.00	0.00	0.00
10E330	3700	3320	00	330000	5,369.00	0.00	1,107.47	0.00	0.00	4,261.53
10E500	3700	3320	00	500000	0.00	0.00	0.00	0.00	0.00	0.00
10E530	3700	3320	00	500000	0.00	0.00	0.00	0.00	0.00	0.00
10E530	3700	3320	00	530000	0.00	0.00	733.91	0.00	0.00	-733.91

Account Level				2022-23	January 2022-23	2022-23	2022-23	Encumbered	2022-23		
FDTLOC	FUNC	OBJ	SJ	Description	Budget	Monthly Activity	FYTD Activity	Batch Activity	Amount	Available Funds	
10E570	3700	3320	00	570000	Title IV St Joe MMM	0.00	0.00	0.00	0.00	0.00	
10E---	3700	3---	--	-----	10,369.00	2,531.52	8,311.90	0.00	0.00	2,057.10	
10E100	3700	4100	00	100000	Title ST Joe	2,532.00	0.00	842.47	0.00	1,689.53	
10E340	3700	4100	00	340000	ESSER St Joe Supplies	0.00	0.00	0.00	0.00	0.00	
10E370	3700	4100	00	370000	Digital Equity - St Joe Supp	0.00	0.00	0.00	0.00	0.00	
10E530	3700	4100	00	530000	Title II St Joe Supplies	0.00	0.00	0.00	0.00	0.00	
10E500	3700	4110	00	500000	Title I St Joe Supp	0.00	0.00	0.00	0.00	0.00	
10E---	3700	4---	--	-----	2,532.00	0.00	842.47	0.00	0.00	1,689.53	
10E---	37--	----	--	-----	57,901.00	3,776.52	18,271.30	0.00	0.00	39,629.70	
10E370	3900	3190	00	000000	Digital Equity-Comm Serv	0.00	0.00	0.00	0.00	0.00	
10E---	3900	3---	--	-----	0.00	0.00	0.00	0.00	0.00	0.00	
10E---	39--	----	--	-----	0.00	0.00	0.00	0.00	0.00	0.00	
10E150	4120	3190	00	150000	IDEA Flow thru SESE	650,000.00	45,886.00	356,088.00	0.00	1.00	293,911.00
10E150	4120	3190	01	150000	IDEA Flow Thru SESE PreSchool	40,000.00	2,751.00	22,008.00	0.00	1.00	17,991.00
10E343	4120	3190	00	000000	ESSER III IDEA Flow Thru SESE	0.00	9,180.38	45,901.90	0.00	0.00	-45,901.90
10E343	4120	3190	01	000000	ESSERIII IDEA FlowThruSESEPres	0.00	937.03	4,685.15	0.00	0.00	-4,685.15
10E344	4120	3190	00	344000	ARP IDEA FLOW THRU SESE	0.00	0.00	27,541.15	0.00	0.00	-27,541.15
10E344	4120	3190	01	344000	ARP IDEA FLOW THRU SESE PREK	0.00	0.00	2,811.11	0.00	0.00	-2,811.11
10E---	4120	3---	--	-----	690,000.00	58,754.41	459,035.31	0.00	2.00	230,962.69	
10E260	4120	6700	00	260000	Spl Ed Tuition to oth LEAs	0.00	0.00	0.00	0.00	0.00	
10E---	4120	6---	--	-----	0.00	0.00	0.00	0.00	0.00	0.00	
10E260	4120	8120	00	260000	Sp Ed Tuition Other Public	0.00	0.00	0.00	0.00	0.00	
10E---	4120	8---	--	-----	0.00	0.00	0.00	0.00	0.00	0.00	
10E370	4160	3190	00	370000	Digital Equity-Broad Band Proj	0.00	0.00	0.00	0.00	0.00	
10E---	4160	3---	--	-----	0.00	0.00	0.00	0.00	0.00	0.00	
10E345	4170	3190	00	345000	ARP McKin Ven Dual Credit Fees	4,000.00	0.00	290.00	0.00	0.00	3,710.00
10E---	4170	3---	--	-----	4,000.00	0.00	290.00	0.00	0.00	3,710.00	
10E010	4190	6100	00	000000	SESE Debt Certificate	408,478.00	0.00	408,478.00	0.00	0.00	0.00
10E---	4190	6---	--	-----	408,478.00	0.00	408,478.00	0.00	0.00	0.00	
10E---	41--	----	--	-----	1,102,478.00	58,754.41	867,803.31	0.00	2.00	234,672.69	
10E010	4210	6740	00	000000	Reg Ed Public Carbondale Tuiti	0.00	0.00	0.00	0.00	0.00	
10E---	4210	6---	--	-----	0.00	0.00	0.00	0.00	0.00	0.00	
10E150	4220	3190	00	150000	IDEA Part B flow thru SESE	0.00	0.00	0.00	0.00	0.00	
10E150	4220	3190	01	150000	IDEA Pre School flow thru SESE	0.00	0.00	0.00	0.00	0.00	
10E---	4220	3---	--	-----	0.00	0.00	0.00	0.00	0.00	0.00	
10E010	4220	6700	00	000000	Sp Ed Public SESE Tutition	665,000.00	51,081.25	408,650.00	0.00	1.00	256,349.00
10E010	4220	6710	00	000000	Sp Ed Carbondale Tuition	0.00	0.00	0.00	0.00	0.00	
10E010	4220	6720	00	000000	Sp Ed Cunningham Tuition/Reimb	0.00	0.00	0.00	0.00	0.00	
10E010	4220	6740	00	000000	Carbondale HS Sp Ed	0.00	0.00	0.00	0.00	0.00	
10E260	4220	6780	00	000000	MACON/PIATT ROE	0.00	0.00	0.00	0.00	0.00	

Account Level				2022-23	January 2022-23	2022-23	2022-23	Encumbered	2022-23	
FDTLOC	FUNC	OBJ	SJ	Description	Budget	Monthly Activity	FYTD Activity	Batch Activity	Amount	Available Funds
10E010	4220	6820	00 000000	Reg Supt Of Schools Peoria	0.00	0.00	0.00	0.00	0.00	0.00
10E010	4220	6840	00 000000	Carmi-White County CUSD	0.00	0.00	0.00	0.00	0.00	0.00
10E---	4220	6---	-- -----		665,000.00	51,081.25	408,650.00	0.00	1.00	256,349.00
10E---	42--	----	-- -----		665,000.00	51,081.25	408,650.00	0.00	1.00	256,349.00
1-E---	----	----	-- -----		22,563,475.00	1,744,585.06	12,877,569.09	11,046.71	224,531.45	9,450,327.75
20E010	2530	3140	00 000000	Honeywell Perf Contract	0.00	0.00	0.00	0.00	0.00	0.00
20E010	2530	3190	00 000000	District Construct Purch Serv	0.00	0.00	0.00	0.00	0.00	0.00
20E---	2530	3---	-- -----		0.00	0.00	0.00	0.00	0.00	0.00
20E050	2530	5310	00 000000	ERHS Building Improvement	0.00	0.00	0.00	0.00	0.00	0.00
20E---	2530	5---	-- -----		0.00	0.00	0.00	0.00	0.00	0.00
20E010	2540	3190	00 000000	District Maint-Purch Serv/Phys	40,000.00	87.50	4,459.32	0.00	0.00	35,540.68
20E020	2540	3190	00 000000	RCES Maint Agreement	23,000.00	1,046.79	9,451.03	0.00	1.00	13,547.97
20E030	2540	3190	00 000000	WRES Purchase Services	0.00	0.00	0.00	0.00	0.00	0.00
20E040	2540	3190	00 000000	RCMS Maint agreement	12,000.00	689.12	4,125.86	0.00	0.00	7,874.14
20E050	2540	3190	00 000000	RCHS Purchase Services	28,000.00	1,834.57	32,986.50	0.00	0.00	-4,986.50
20E220	2540	3190	00 220000	IEMA Security Gr Pur Serv	0.00	0.00	0.00	0.00	0.00	0.00
20E342	2540	3190	00 342000	ESSER II Building Purch Serv	0.00	0.00	0.00	0.00	0.00	0.00
20E730	2540	3190	00 730000	JFF Track	0.00	0.00	0.00	0.00	0.00	0.00
20E050	2540	3200	00 000000	RCHS Athletic Fld Maintenance	5,000.00	0.00	0.00	0.00	0.00	5,000.00
20E010	2540	3210	00 000000	District Terminx	0.00	0.00	0.00	0.00	0.00	0.00
20E020	2540	3210	00 000000	RCES Termnx/Trash Serv	17,000.00	913.78	6,702.70	0.00	0.00	10,297.30
20E030	2540	3210	00 000000	WRES Termnx/Trash Serv	0.00	0.00	0.00	0.00	0.00	0.00
20E040	2540	3210	00 000000	RCMS Termnxs/Trash Serv	10,000.00	689.13	5,829.26	0.00	0.00	4,170.74
20E050	2540	3210	00 000000	RCHS Termnx/Trash Serv	33,000.00	1,989.41	16,531.11	0.00	0.00	16,468.89
20E010	2540	3230	00 000000	District Maint Rep/Maint	2,500.00	0.00	0.00	0.00	0.00	2,500.00
20E020	2540	3230	00 000000	RCES Repair/Maint	2,500.00	0.00	0.00	0.00	1.00	2,499.00
20E030	2540	3230	00 000000	WRES Rep/Maint	0.00	0.00	0.00	0.00	0.00	0.00
20E040	2540	3230	00 000000	RCMS Custodial Rep/Maint	5,000.00	0.00	590.58	0.00	2.00	4,407.42
20E050	2540	3230	00 000000	RCHS Custodial Rep/Maint	4,000.00	0.00	516.00	0.00	1.00	3,483.00
20E010	2540	3250	00 000000	District Maint Rental	1,000.00	0.00	0.00	0.00	0.00	1,000.00
20E010	2540	3260	00 000000	District Wide UPS/Postage	0.00	0.00	0.00	0.00	0.00	0.00
20E010	2540	3320	00 000000	District Maint Travel	500.00	0.00	62.60	0.00	0.00	437.40
20E020	2540	3700	00 000000	RCES Water/Sewer	15,000.00	1,414.50	7,803.22	0.00	0.00	7,196.78
20E030	2540	3700	00 000000	WRES Water/Sewer	0.00	0.00	0.00	0.00	0.00	0.00
20E040	2540	3700	00 000000	RCMS Water/Sewer	9,000.00	624.47	4,974.09	0.00	0.00	4,025.91
20E050	2540	3700	00 000000	RCHS Water/Sewer	18,000.00	704.48	8,774.93	0.00	0.00	9,225.07
20E---	2540	3---	-- -----		225,500.00	9,993.75	102,807.20	0.00	5.00	122,687.80
20E010	2540	4100	00 000000	District Maint Supplies	10,000.00	397.30	6,920.74	88.73	767.36	2,223.17
20E020	2540	4100	00 000000	RCES Cust Supp	25,000.00	4,714.51	17,355.53	452.92	1.00	7,190.55
20E030	2540	4100	00 000000	WRES Cust Supp	0.00	0.00	0.00	0.00	0.00	0.00

Account Level				2022-23	January 2022-23	2022-23	2022-23	Encumbered	2022-23	
FDTLOC	FUNC	OBJ	SJ	Description	Budget	Monthly Activity	FYTD Activity	Batch Activity	Amount	Available Funds
20E040	2540	4100	00 000000	RCMS Custodial Supplies	17,000.00	1,168.37	11,655.88	214.63	1.00	5,128.49
20E050	2540	4100	00 000000	RCMS Custodial Supplies	40,000.00	6,187.87	55,254.65	1,317.63	1.00	-16,573.28
20E220	2540	4100	00 220000	IEMA Security Grant Supp	0.00	0.00	0.00	0.00	0.00	0.00
20E050	2540	4110	00 000000	RCHS Athletic Fld Supp	5,000.00	0.00	355.27	0.00	0.00	4,644.73
20E010	2540	4640	00 000000	District Maint Fuel	3,500.00	0.00	0.00	0.00	0.00	3,500.00
20E---	2540	4---	--		100,500.00	12,468.05	91,542.07	2,073.91	770.36	6,113.66
20E010	2540	5500	00 000000	District Maint Equip	15,000.00	0.00	1,173.00	0.00	4,708.52	9,118.48
20E020	2540	5500	00 000000	RCES Cust Equipment	2,500.00	0.00	660.00	929.00	1.00	910.00
20E030	2540	5500	00 000000	WRES Bldg Equipment	0.00	0.00	0.00	0.00	0.00	0.00
20E040	2540	5500	00 000000	RCMS Custodial Equip	10,000.00	0.00	0.00	0.00	1.00	9,999.00
20E050	2540	5500	00 000000	RCHS Classrm Equip	3,500.00	0.00	1,263.00	0.00	1.00	2,236.00
20E220	2540	5500	00 220000	IEMA Security Grant Equip	0.00	0.00	0.00	0.00	0.00	0.00
20E342	2540	5500	00 342000	ESSER II Equipment	0.00	0.00	9,217.28	0.00	0.00	-9,217.28
20E---	2540	5---	--		31,000.00	0.00	12,313.28	929.00	4,711.52	13,046.20
20E010	2540	6100	00 000000	Building Lease Agreement Princ	0.00	0.00	0.00	0.00	0.00	0.00
20E010	2540	6200	00 000000	Building Lease Agreement Int	0.00	0.00	0.00	0.00	0.00	0.00
20E---	2540	6---	--		0.00	0.00	0.00	0.00	0.00	0.00
20E010	2541	1110	00 000000	District Maint Sal	40,000.00	6,003.92	26,070.65	0.00	0.00	13,929.35
20E---	2541	1---	--		40,000.00	6,003.92	26,070.65	0.00	0.00	13,929.35
20E010	2541	2130	00 000000		0.00	0.00	0.00	0.00	0.00	0.00
20E010	2541	2200	00 000000	District Maint Ins Ben	8,500.00	760.00	5,020.00	0.00	0.00	3,480.00
20E---	2541	2---	--		8,500.00	760.00	5,020.00	0.00	0.00	3,480.00
20E010	2541	3190	00 000000	District Maint Pur Ser	0.00	0.00	0.00	0.00	1.00	-1.00
20E---	2541	3---	--		0.00	0.00	0.00	0.00	1.00	-1.00
20E010	2541	4650	00 000000	District Warehouse Nat Gas	3,000.00	411.20	741.51	0.00	0.00	2,258.49
20E---	2541	4---	--		3,000.00	411.20	741.51	0.00	0.00	2,258.49
20E010	2541	5520	00 000000	District Maint Truck	0.00	0.00	0.00	0.00	0.00	0.00
20E---	2541	5---	--		0.00	0.00	0.00	0.00	0.00	0.00
20E010	2542	1110	00 000000	District Summer Maint Sal	75,000.00	1,081.27	44,822.77	0.00	0.00	30,177.23
20E---	2542	1---	--		75,000.00	1,081.27	44,822.77	0.00	0.00	30,177.23
20E010	2542	2200	00 000000	Summer Maint Ins Ben	0.00	0.00	0.00	0.00	0.00	0.00
20E---	2542	2---	--		0.00	0.00	0.00	0.00	0.00	0.00
20E010	2542	3190	00 000000	District Summer Maint Pur Serv	500,000.00	1,109.66	439,551.52	0.00	0.00	60,448.48
20E010	2542	3320	00 000000	District Summer Maint Trav	500.00	0.00	180.80	0.00	0.00	319.20
20E---	2542	3---	--		500,500.00	1,109.66	439,732.32	0.00	0.00	60,767.68
20E010	2542	4100	00 000000	District Summer Maint Supp	250,000.00	0.00	122,327.16	0.00	1.00	127,671.84
20E---	2542	4---	--		250,000.00	0.00	122,327.16	0.00	1.00	127,671.84
20E010	2542	5500	00 000000	Sumr Maint Equipment	15,000.00	1,986.74	5,622.64	0.00	0.00	9,377.36
20E010	2542	5510	00 000000	Summer Maint Building	0.00	0.00	0.00	0.00	0.00	0.00
20E---	2542	5---	--		15,000.00	1,986.74	5,622.64	0.00	0.00	9,377.36

Account Level				2022-23	January 2022-23	2022-23	2022-23	Encumbered	2022-23	
FDTLOC	FUNC	OBJ	SJ	Description	Budget	Monthly Activity	FYTD Activity	Batch Activity	Amount	Available Funds
20E---	25--	----	--	-----	1,249,000.00	33,814.59	850,999.60	3,002.91	5,488.88	389,508.61
2-E---	----	----	--	-----	1,249,000.00	33,814.59	850,999.60	3,002.91	5,488.88	389,508.61
30E010	5200	6200	00	000000	1,550,026.00	0.00	788,844.04	0.00	0.00	761,181.96
30E010	5200	6250	00	000000	2,000.00	0.00	1,500.00	0.00	0.00	500.00
30E---	5200	6----	--	-----	1,552,026.00	0.00	790,344.04	0.00	0.00	761,681.96
30E---	52--	-----	--	-----	1,552,026.00	0.00	790,344.04	0.00	0.00	761,681.96
30E010	5300	6100	00	000000	1,200,000.00	0.00	1,199,999.96	0.00	0.00	0.04
30E---	5300	6----	--	-----	1,200,000.00	0.00	1,199,999.96	0.00	0.00	0.04
30E---	53--	-----	--	-----	1,200,000.00	0.00	1,199,999.96	0.00	0.00	0.04
3-E---	----	----	--	-----	2,752,026.00	0.00	1,990,344.00	0.00	0.00	761,682.00
40E080	2550	1100	00	000000	0.00	0.00	0.00	0.00	0.00	0.00
40E080	2550	1110	00	000000	65,000.00	4,929.88	10,797.92	0.00	0.00	54,202.08
40E080	2550	1110	61	000000	450,000.00	35,157.39	176,346.27	0.00	0.00	273,653.73
40E080	2550	1110	70	000000	135,000.00	10,203.20	72,232.40	0.00	0.00	62,767.60
40E345	2550	1110	61	000000	0.00	105.00	370.00	0.00	0.00	-370.00
40E610	2550	1110	00	610000	0.00	0.00	0.00	0.00	0.00	0.00
40E620	2550	1110	00	620000	70,000.00	4,359.75	31,700.20	0.00	0.00	38,299.80
40E080	2550	1200	00	000000	0.00	0.00	0.00	0.00	0.00	0.00
40E080	2550	1200	61	000000	0.00	0.00	0.00	0.00	0.00	0.00
40E620	2550	1200	00	620000	0.00	0.00	0.00	0.00	0.00	0.00
40E080	2550	1210	00	000000	0.00	1,324.44	6,428.51	0.00	0.00	-6,428.51
40E080	2550	1210	61	000000	20,000.00	955.00	6,777.00	0.00	0.00	13,223.00
40E620	2550	1210	00	620000	7,500.00	1,138.75	7,056.25	0.00	0.00	443.75
40E080	2550	1310	00	000000	55,000.00	3,166.22	24,595.65	0.00	0.00	30,404.35
40E---	2550	1----	--	-----	802,500.00	61,339.63	336,304.20	0.00	0.00	466,195.80
40E080	2550	2110	00	000000	0.00	0.00	0.00	0.00	0.00	0.00
40E080	2550	2130	00	000000	0.00	0.00	0.00	0.00	0.00	0.00
40E080	2550	2130	61	000000	0.00	0.00	0.00	0.00	0.00	0.00
40E080	2550	2130	70	000000	0.00	0.00	0.00	0.00	0.00	0.00
40E620	2550	2130	00	620000	0.00	0.00	0.00	0.00	0.00	0.00
40E080	2550	2200	00	000000	12.00	2.34	12.36	0.00	0.00	-0.36
40E080	2550	2200	61	000000	107,000.00	7,865.48	73,850.00	0.00	0.00	33,150.00
40E080	2550	2200	70	000000	9,200.00	761.00	5,027.00	0.00	0.00	4,173.00
40E620	2550	2200	00	620000	50.00	3,070.74	7,501.52	0.00	0.00	-7,451.52
40E---	2550	2----	--	-----	116,262.00	11,699.56	86,390.88	0.00	0.00	29,871.12
40E080	2550	3140	00	000000	0.00	0.00	0.00	0.00	0.00	0.00
40E080	2550	3190	00	000000	5,000.00	25.00	6,212.39	0.00	620.00	-1,832.39
40E620	2550	3190	00	620000	16,000.00	1,992.62	10,839.68	0.00	0.00	5,160.32
40E080	2550	3210	00	000000	1,700.00	123.97	867.79	0.00	0.00	832.21
40E080	2550	3220	00	000000	0.00	0.00	0.00	0.00	0.00	0.00

Account Level				2022-23	January 2022-23	2022-23	2022-23	Encumbered	2022-23	
FDTLOC	FUNC	OBJ	SJ	Description	Budget	Monthly Activity	FYTD Activity	Batch Activity	Amount	Available Funds
40E080	2550	3230	00 000000	Trans Repair/Maint	30,000.00	15,133.09	30,091.82	0.00	5,766.56	-5,858.38
40E080	2550	3240	00 000000	Trans Copier Rep/Maint	0.00	0.00	0.00	0.00	0.00	0.00
40E080	2550	3250	00 000000	Trans Rental	0.00	0.00	0.00	0.00	0.00	0.00
40E080	2550	3260	00 000000	Trans Postage	100.00	0.00	0.00	0.00	0.00	100.00
40E080	2550	3270	00 000000	Trans Charter Bus Service	1,500.00	0.00	0.00	0.00	0.00	1,500.00
40E080	2550	3310	00 000000	Trans Pupil/Other LEA's	0.00	0.00	0.00	0.00	0.00	0.00
40E080	2550	3320	00 000000	Trans Travel	0.00	0.00	187.33	0.00	0.00	-187.33
40E080	2550	3390	00 000000	Trans Drug/Fngprnt Fee	4,500.00	479.50	4,286.01	0.00	913.99	-700.00
40E080	2550	3600	00 000000	Trans Printing	1,500.00	0.00	461.93	0.00	38.07	1,000.00
40E080	2550	3900	00 000000	Trans Bus Inspection Fee	5,000.00	0.00	2,148.50	0.00	3,351.50	-500.00
40E---	2550	3---	-- -----		65,300.00	17,754.18	55,095.45	0.00	10,690.12	-485.57
40E080	2550	4100	00 000000	Trans Supplies	75,000.00	7,351.23	37,398.19	0.00	46,752.74	-9,150.93
40E080	2550	4240	00 000000	Trans. Copier Paper & Toner	250.00	0.00	0.00	0.00	0.00	250.00
40E080	2550	4620	00 000000	Trans Oil	5,000.00	802.90	4,696.18	0.00	0.00	303.82
40E080	2550	4640	00 000000	Trans Fuel	225,000.00	9,891.45	83,565.39	0.00	366,434.61	-225,000.00
40E080	2550	4700	00 000000	Trans Software	5,200.00	0.00	0.00	0.00	5,000.00	200.00
40E---	2550	4---	-- -----		310,450.00	18,045.58	125,659.76	0.00	418,187.35	-233,397.11
40E080	2550	5500	00 000000	Trans Equipment	6,500.00	0.00	0.00	0.00	0.00	6,500.00
40E080	2550	5510	00 000000	Trans Other Vehicle Purchase	0.00	0.00	0.00	0.00	0.00	0.00
40E080	2550	5520	00 000000	Trans Vehicle Purchase	300,191.00	0.00	299,691.00	0.00	0.00	500.00
40E080	2550	5530	00 000000	Trans Radio	0.00	0.00	0.00	0.00	0.00	0.00
40E---	2550	5---	-- -----		306,691.00	0.00	299,691.00	0.00	0.00	7,000.00
40E---	25--	----	-- -----		1,601,203.00	108,838.95	903,141.29	0.00	428,877.47	269,184.24
40E620	4120	3310	00 620000	Trans Sp Ed Out of Dist	0.00	0.00	0.00	0.00	0.00	0.00
40E---	4120	3---	-- -----		0.00	0.00	0.00	0.00	0.00	0.00
40E---	41--	----	-- -----		0.00	0.00	0.00	0.00	0.00	0.00
40E080	5370	6200	00 000000	Bus Lease Agreement	0.00	0.00	0.00	0.00	0.00	0.00
40E---	5370	6---	-- -----		0.00	0.00	0.00	0.00	0.00	0.00
40E---	53--	----	-- -----		0.00	0.00	0.00	0.00	0.00	0.00
4-E---	----	----	-- -----		1,601,203.00	108,838.95	903,141.29	0.00	428,877.47	269,184.24
50E030	1100	2120	00 000000	Fuel Up 60 IMRF	0.00	0.00	0.00	0.00	0.00	0.00
50E070	1100	2120	00 000000	21st Century IMRF	250.00	0.00	0.00	0.00	0.00	250.00
50E340	1100	2120	00 340000	ESSER IMRF	0.00	0.00	0.00	0.00	0.00	0.00
50E342	1100	2120	00 342000	ESSER II Nursing IMRF	0.00	0.00	0.00	0.00	0.00	0.00
50E343	1100	2120	00 000000	ESSER III IMRF	2,000.00	594.34	1,882.34	0.00	0.00	117.66
50E470	1100	2120	00 470000	21st Century IMRF	2,500.00	108.74	795.06	0.00	0.00	1,704.94
50E030	1100	2130	00 000000	Fuel Up 60 FICA	0.00	0.00	0.00	0.00	0.00	0.00
50E060	1100	2130	00 000000	Fine Arts FICA	0.00	0.00	0.00	0.00	0.00	0.00
50E070	1100	2130	00 000000	21st Century FICA	250.00	0.00	5.12	0.00	0.00	244.88
50E340	1100	2130	00 340000	ESSER FICA	0.00	0.00	0.00	0.00	0.00	0.00

Account Level				2022-23	January 2022-23	2022-23	2022-23	Encumbered	2022-23	
FDTLOC	FUNC	OBJ	SJ	Description	Budget	Monthly Activity	FYTD Activity	Batch Activity	Amount	Available Funds
50E342	1100	2130	00	000000	0.00	0.00	0.00	0.00	0.00	0.00
50E342	1100	2130	00	000000	1,000.00	421.62	1,264.86	0.00	0.00	-264.86
50E470	1100	2130	00	470000	2,500.00	223.84	1,534.24	0.00	0.00	965.76
50E030	1100	2140	00	000000	0.00	0.00	0.00	0.00	0.00	0.00
50E060	1100	2140	00	000000	0.00	0.00	0.00	0.00	0.00	0.00
50E070	1100	2140	00	000000	250.00	0.00	12.35	0.00	0.00	237.65
50E190	1100	2140	00	190000	0.00	0.00	0.00	0.00	0.00	0.00
50E340	1100	2140	00	000000	0.00	0.00	119.48	0.00	0.00	-119.48
50E340	1100	2140	00	340000	0.00	4.00	7.26	0.00	0.00	-7.26
50E342	1100	2140	00	000000	1,000.00	0.00	58.35	0.00	0.00	941.65
50E343	1100	2140	00	000000	750.00	557.35	1,813.38	0.00	0.00	-1,063.38
50E470	1100	2140	00	470000	2,500.00	150.76	1,127.73	0.00	0.00	1,372.27
50E---	1100	2---	--	-----	13,000.00	2,060.65	8,620.17	0.00	0.00	4,379.83
50E020	1110	2120	00	000000	10,000.00	414.12	1,815.78	0.00	0.00	8,184.22
50E020	1110	2130	00	000000	7,500.00	314.42	2,061.96	0.00	0.00	5,438.04
50E030	1110	2130	00	000000	0.00	0.00	0.00	0.00	0.00	0.00
50E020	1110	2140	00	000000	40,000.00	2,953.92	19,917.56	0.00	0.00	20,082.44
50E030	1110	2140	00	000000	0.00	0.00	0.00	0.00	0.00	0.00
50E160	1110	2140	00	160000	0.00	0.00	0.00	0.00	0.00	0.00
50E---	1110	2---	--	-----	57,500.00	3,682.46	23,795.30	0.00	0.00	33,704.70
50E040	1120	2120	00	000000	3,000.00	524.62	2,809.15	0.00	0.00	190.85
50E160	1120	2120	00	160000	0.00	0.00	0.00	0.00	0.00	0.00
50E040	1120	2130	00	000000	1,700.00	372.91	1,901.71	0.00	0.00	-201.71
50E160	1120	2130	00	160000	0.00	0.00	0.00	0.00	0.00	0.00
50E040	1120	2140	00	000000	300.00	1,726.45	11,890.69	0.00	0.00	-11,590.69
50E160	1120	2140	00	160000	0.00	0.00	0.00	0.00	0.00	0.00
50E---	1120	2---	--	-----	5,000.00	2,623.98	16,601.55	0.00	0.00	-11,601.55
50E110	1125	2120	00	110000	13,000.00	1,455.63	4,143.54	0.00	0.00	8,856.46
50E210	1125	2120	00	210000	0.00	0.00	0.00	0.00	0.00	0.00
50E510	1125	2120	00	510000	0.00	0.00	1,727.15	0.00	0.00	-1,727.15
50E110	1125	2130	00	110000	5,500.00	880.46	2,409.55	0.00	0.00	3,090.45
50E210	1125	2130	00	210000	0.00	0.00	0.00	0.00	0.00	0.00
50E510	1125	2130	00	510000	0.00	0.00	786.32	0.00	0.00	-786.32
50E110	1125	2140	00	110000	5,000.00	402.41	1,461.51	0.00	0.00	3,538.49
50E210	1125	2140	00	210000	0.00	0.00	0.00	0.00	0.00	0.00
50E510	1125	2140	00	510000	0.00	0.00	783.38	0.00	0.00	-783.38
50E---	1125	2---	--	-----	23,500.00	2,738.50	11,311.45	0.00	0.00	12,188.55
50E050	1130	2120	00	000000	1,500.00	226.36	3,833.73	0.00	0.00	-2,333.73
50E050	1130	2130	00	000000	250.00	160.58	2,378.80	0.00	0.00	-2,128.80
50E050	1130	2140	00	000000	25,000.00	1,926.57	13,568.79	0.00	0.00	11,431.21

Account Level					2022-23	January 2022-23	2022-23	2022-23	Encumbered	2022-23
FDTLOC	FUNC	OBJ	SJ	Description	Budget	Monthly Activity	FYTD Activity	Batch Activity	Amount	Available Funds
50E160	1130	2140	00	160000	Ed Jobs Fund Med	0.00	0.00	0.00	0.00	0.00
50E---	1130	2---	--	-----	26,750.00	2,313.51	19,781.32	0.00	0.00	6,968.68
50E570	1140	2120	00	570000	Reading Improv IMRF Prior	0.00	0.00	0.00	0.00	0.00
50E570	1140	2130	00	570000	Reading Improv FICA Prior	0.00	0.00	0.00	0.00	0.00
50E---	1140	2---	--	-----	0.00	0.00	0.00	0.00	0.00	0.00
50E530	1170	2120	00	530000	TITLE II IMRF	0.00	0.00	0.00	0.00	0.00
50E530	1170	2130	00	530000	Title II FICA	0.00	0.00	0.00	0.00	0.00
50E330	1170	2140	00	330000	Title II Teach Qual MED	1,500.00	142.04	606.56	0.00	893.44
50E530	1170	2140	00	530000	Title II Med	0.00	0.00	167.06	0.00	-167.06
50E---	1170	2---	--	-----	1,500.00	142.04	773.62	0.00	0.00	726.38
50E---	11--	----	--	-----	127,250.00	13,561.14	80,883.41	0.00	0.00	46,366.59
50E140	1203	2120	00	140000	EMH Aide/Asst IMRF	0.00	0.00	0.00	0.00	0.00
50E140	1203	2130	00	140000	EMH Aide/Asst FICA	0.00	0.00	0.00	0.00	0.00
50E140	1203	2140	00	140000	EMH Medicare	0.00	0.00	0.00	0.00	0.00
50E---	1203	2---	--	-----	0.00	0.00	0.00	0.00	0.00	0.00
50E140	1204	2120	00	140000	Prsnl Aide/Ast IMRF	40,000.00	1,848.11	12,289.20	0.00	27,710.80
50E140	1204	2130	00	140000	Prsnl Aide/Ast FICA	20,000.00	1,365.56	7,945.80	0.00	12,054.20
50E140	1204	2140	00	140000	Prsnl Aide/Ast Med	5,000.00	319.37	1,865.13	0.00	3,134.87
50E---	1204	2---	--	-----	65,000.00	3,533.04	22,100.13	0.00	0.00	42,899.87
50E140	1205	2120	00	140000	LD Aide/Asst IMRF	0.00	0.00	14.14	0.00	-14.14
50E140	1205	2130	00	140000	LD Aide/Asst FICA	0.00	0.00	9.26	0.00	-9.26
50E140	1205	2140	00	140000	LD Medicare	3,500.00	335.66	2,164.51	0.00	1,335.49
50E---	1205	2---	--	-----	3,500.00	335.66	2,187.91	0.00	0.00	1,312.09
50E280	1206	2120	00	280000	Visual Aide IMRF	0.00	0.00	0.00	0.00	0.00
50E280	1206	2130	00	280000	Visual Aide FICA	0.00	0.00	0.00	0.00	0.00
50E---	1206	2---	--	-----	0.00	0.00	0.00	0.00	0.00	0.00
50E280	1213	2130	00	280000	Homebound FICA	0.00	0.00	0.00	0.00	0.00
50E280	1213	2140	00	280000	Homebound Medicare	500.00	43.21	101.79	0.00	398.21
50E---	1213	2---	--	-----	500.00	43.21	101.79	0.00	0.00	398.21
50E140	1216	2120	00	140000	Autism IMRF	0.00	0.00	0.00	0.00	0.00
50E280	1216	2120	00	280000	Autism IMRF	4,500.00	150.80	1,807.44	0.00	2,692.56
50E140	1216	2130	00	140000	Autism FICA	0.00	0.00	0.00	0.00	0.00
50E280	1216	2130	00	280000	Autism FICA	2,000.00	117.98	1,138.20	0.00	861.80
50E140	1216	2140	00	140000	Autism Med	0.00	0.00	0.00	0.00	0.00
50E280	1216	2140	00	280000	Autism Med	500.00	27.58	266.21	0.00	233.79
50E---	1216	2---	--	-----	7,000.00	296.36	3,211.85	0.00	0.00	3,788.15
50E140	1220	2120	00	140000	EMH/LD Aide/Asst IMRF	50,000.00	1,448.35	19,536.49	0.00	30,463.51
50E140	1220	2130	00	140000	EMH/LD Aide/Asst FICA	14,000.00	941.49	5,264.42	0.00	8,735.58
50E140	1220	2140	00	140000	EMH/LD Medicare	2,000.00	869.45	5,876.86	0.00	-3,876.86
50E---	1220	2---	--	-----	66,000.00	3,259.29	30,677.77	0.00	0.00	35,322.23

Account Level				2022-23	January 2022-23	2022-23	2022-23	Encumbered	2022-23	
FDTLOC	FUNC	OBJ	SJ	Description	Budget	Monthly Activity	FYTD Activity	Batch Activity	Amount	Available Funds
50E100	1250	2120	00	100000	Title I IMRF	125,000.00	2,430.33	51,770.07	0.00	73,229.93
50E500	1250	2120	00	500000	Title I IMRF Prior	0.00	0.00	5,822.40	0.00	-5,822.40
50E100	1250	2130	00	100000	Title I FICA	20,000.00	1,737.10	10,243.11	0.00	9,756.89
50E500	1250	2130	00	500000	Title I FICA Prior	0.00	37.20	3,168.77	0.00	-3,168.77
50E100	1250	2140	00	100000	Title I Medicare	7,500.00	508.51	2,916.76	0.00	4,583.24
50E500	1250	2140	00	500000	Title I Medicare Prior	0.00	8.70	1,214.88	0.00	-1,214.88
50E---	1250	2---	--	-----		152,500.00	4,721.84	75,135.99	0.00	77,364.01
50E360	1275	2120	00	360000	Jump Start IMRF	0.00	0.00	0.00	0.00	0.00
50E360	1275	2130	00	360000	Jump Start FICA	0.00	0.00	0.00	0.00	0.00
50E360	1275	2140	00	360000	Jump Start Medicare	0.00	0.00	0.00	0.00	0.00
50E---	1275	2---	--	-----		0.00	0.00	0.00	0.00	0.00
50E---	12--	----	--	-----		294,500.00	12,189.40	133,415.44	0.00	161,084.56
50E050	1400	2120	00	000000	RCHS Voc TA IMRF	1,000.00	0.00	0.00	0.00	1,000.00
50E390	1400	2120	00	390000	Voc Tutor IMRF	0.00	0.00	0.00	0.00	0.00
50E050	1400	2130	00	000000	RCHS BT/Voc FICA	750.00	241.82	1,469.07	0.00	-719.07
50E390	1400	2130	00	390000	Voc Tutor FICA	0.00	0.00	0.00	0.00	0.00
50E050	1400	2140	00	000000	RCHS Voc Medicare	10,000.00	694.79	5,065.48	0.00	4,934.52
50E390	1400	2140	00	390000	Voc Tutor Med	100.00	8.32	43.47	0.00	56.53
50E480	1400	2140	00	480000	Ag 3 Circles Med	350.00	0.00	77.88	0.00	272.12
50E490	1400	2140	00	490000	Ag Incent Med	0.00	0.00	0.00	0.00	0.00
50E---	1400	2---	--	-----		12,200.00	944.93	6,655.90	0.00	5,544.10
50E410	1459	2120	00	410000	JROTC Instructor IMRF	15,000.00	580.58	4,559.94	0.00	10,440.06
50E410	1459	2130	00	410000	JROTC Instructor FICA	8,500.00	410.64	2,881.51	0.00	5,618.49
50E410	1459	2140	00	410000	JROTC Instructor Med	2,500.00	96.04	673.91	0.00	1,826.09
50E---	1459	2---	--	-----		26,000.00	1,087.26	8,115.36	0.00	17,884.64
50E---	14--	----	--	-----		38,200.00	2,032.19	14,771.26	0.00	23,428.74
50E050	1500	2120	00	000000		0.00	0.00	35.43	0.00	-35.43
50E050	1500	2130	00	000000		0.00	0.00	17.03	0.00	-17.03
50E050	1500	2140	00	000000	RCHS A D Medicare	80.00	6.83	62.11	0.00	17.89
50E---	1500	2---	--	-----		80.00	6.83	114.57	0.00	-34.57
50E050	1505	2140	00	000000	RCHS FBLA Spon Med	35.00	2.64	19.99	0.00	15.01
50E---	1505	2---	--	-----		35.00	2.64	19.99	0.00	15.01
50E050	1509	2140	00	000000	RCHS Pep Club Med	20.00	0.00	0.00	0.00	20.00
50E---	1509	2---	--	-----		20.00	0.00	0.00	0.00	20.00
50E050	1510	2120	00	000000	RCHS Cheerldr Spons IMRF	150.00	0.00	156.02	0.00	-6.02
50E050	1510	2130	00	000000	RCHS Cheerldr Spons FICA	175.00	0.00	102.15	0.00	72.85
50E050	1510	2140	00	000000	RCHS Cheerldr Spons Medi	100.00	0.00	41.39	0.00	58.61
50E---	1510	2---	--	-----		425.00	0.00	299.56	0.00	125.44
50E050	1511	2130	00	000000	HS Golf FICA	35.00	0.00	24.80	0.00	10.20
50E050	1511	2140	00	000000	RCHS Golf Medicare	85.00	0.00	80.12	0.00	4.88

Account Level				2022-23	January 2022-23	2022-23	2022-23	Encumbered	2022-23	
FDTLOC	FUNC	OBJ	SJ	Description	Budget	Monthly Activity	FYTD Activity	Batch Activity	Amount	Available Funds
50E---	1511	2---	--	-----	120.00	0.00	104.92	0.00	0.00	15.08
50E050	1512	2120	00	000000	0.00	0.00	0.00	0.00	0.00	0.00
50E050	1512	2130	00	000000	0.00	0.00	2.79	0.00	0.00	-2.79
50E050	1512	2140	00	000000	125.00	0.00	117.89	0.00	0.00	7.11
50E---	1512	2---	--	-----	125.00	0.00	120.68	0.00	0.00	4.32
50E050	1513	2120	00	000000	0.00	0.00	0.00	0.00	0.00	0.00
50E050	1513	2130	00	000000	0.00	0.00	0.00	0.00	0.00	0.00
50E050	1513	2140	00	000000	0.00	0.00	0.00	0.00	0.00	0.00
50E---	1513	2---	--	-----	0.00	0.00	0.00	0.00	0.00	0.00
50E050	1520	2130	00	000000	275.00	0.00	274.38	0.00	0.00	0.62
50E050	1520	2140	00	000000	65.00	0.00	70.47	0.00	0.00	-5.47
50E---	1520	2---	--	-----	340.00	0.00	344.85	0.00	0.00	-4.85
50E050	1521	2120	00	000000	25.00	0.00	0.00	0.00	0.00	25.00
50E050	1521	2130	00	000000	250.00	0.00	243.81	0.00	0.00	6.19
50E050	1521	2140	00	000000	150.00	0.00	114.12	0.00	0.00	35.88
50E---	1521	2---	--	-----	425.00	0.00	357.93	0.00	0.00	67.07
50E050	1522	2120	00	000000	50.00	0.00	0.00	0.00	0.00	50.00
50E050	1522	2130	00	000000	125.00	10.60	20.64	0.00	0.00	104.36
50E050	1522	2140	00	000000	250.00	3.23	5.45	0.00	0.00	244.55
50E---	1522	2---	--	-----	425.00	13.83	26.09	0.00	0.00	398.91
50E050	1523	2120	00	000000	0.00	0.00	0.00	0.00	0.00	0.00
50E050	1523	2130	00	000000	25.00	0.00	0.00	0.00	0.00	25.00
50E050	1523	2140	00	000000	100.00	0.00	0.00	0.00	0.00	100.00
50E---	1523	2---	--	-----	125.00	0.00	0.00	0.00	0.00	125.00
50E050	1524	2120	00	000000	0.00	0.00	0.00	0.00	0.00	0.00
50E050	1524	2130	00	000000	60.00	0.00	0.00	0.00	0.00	60.00
50E050	1524	2140	00	000000	200.00	0.00	12.88	0.00	0.00	187.12
50E---	1524	2---	--	-----	260.00	0.00	12.88	0.00	0.00	247.12
50E050	1525	2120	00	000000	0.00	0.00	0.00	0.00	0.00	0.00
50E050	1525	2130	00	000000	500.00	0.00	0.00	0.00	0.00	500.00
50E050	1525	2140	00	000000	125.00	0.00	0.00	0.00	0.00	125.00
50E---	1525	2---	--	-----	625.00	0.00	0.00	0.00	0.00	625.00
50E050	1530	2130	00	000000	350.00	0.00	0.00	0.00	0.00	350.00
50E050	1530	2140	00	000000	80.00	0.00	0.00	0.00	0.00	80.00
50E---	1530	2---	--	-----	430.00	0.00	0.00	0.00	0.00	430.00
50E050	1531	2120	00	000000	100.00	0.00	54.54	0.00	0.00	45.46
50E050	1531	2130	00	000000	750.00	11.72	796.86	0.00	0.00	-46.86
50E050	1531	2140	00	000000	500.00	2.60	424.27	0.00	0.00	75.73
50E---	1531	2---	--	-----	1,350.00	14.32	1,275.67	0.00	0.00	74.33
50E050	1532	2120	00	000000	150.00	20.06	26.45	0.00	0.00	123.55

Account Level				2022-23	January 2022-23	2022-23	2022-23	Encumbered	2022-23	
FDTLOC	FUNC	OBJ	SJ	Description	Budget	Monthly Activity	FYTD Activity	Batch Activity	Amount	Available Funds
50E050	1532	2130	00 000000	RCHS Boys Basketball FICA	700.00	14.00	18.10	0.00	0.00	681.90
50E050	1532	2140	00 000000	RCHS Boys Basketball Medicare	300.00	4.12	5.08	0.00	0.00	294.92
50E---	1532	2---	--		1,150.00	38.18	49.63	0.00	0.00	1,100.37
50E050	1533	2120	00 000000	RCHS Boys Track IMRF	50.00	0.00	0.00	0.00	0.00	50.00
50E050	1533	2130	00 000000	RCHS Boys Track FICA	125.00	0.00	0.00	0.00	0.00	125.00
50E050	1533	2140	00 000000	RCHS Boys Track Medicare	100.00	0.00	7.07	0.00	0.00	92.93
50E---	1533	2---	--		275.00	0.00	7.07	0.00	0.00	267.93
50E050	1534	2120	00 000000	RCHS Boys Baseball IMRF	0.00	5.90	5.90	0.00	0.00	-5.90
50E050	1534	2130	00 000000	RCHS Boys Baseball FICA	50.00	3.68	3.68	0.00	0.00	46.32
50E050	1534	2140	00 000000	RCHS Boys Baseball Med	125.00	0.86	0.86	0.00	0.00	124.14
50E---	1534	2---	--		175.00	10.44	10.44	0.00	0.00	164.56
50E050	1536	2130	00 000000	RCHS Soccer Coach FICA	600.00	0.00	586.18	0.00	0.00	13.82
50E050	1536	2140	00 000000	RCHS Soccer Coach Med	150.00	0.00	137.09	0.00	0.00	12.91
50E---	1536	2---	--		750.00	0.00	723.27	0.00	0.00	26.73
50E040	1540	2130	00 000000	RCMS AD FICA	0.00	0.00	0.00	0.00	0.00	0.00
50E040	1540	2140	00 000000	RCMS AD Med	75.00	5.26	36.50	0.00	0.00	38.50
50E---	1540	2---	--		75.00	5.26	36.50	0.00	0.00	38.50
50E040	1550	2130	00 000000	RCMS Chrldr Spons FICA	275.00	0.00	0.00	0.00	0.00	275.00
50E040	1550	2140	00 000000	RCMS Cheerleader Medicare	70.00	0.00	0.00	0.00	0.00	70.00
50E---	1550	2---	--		345.00	0.00	0.00	0.00	0.00	345.00
50E040	1551	2120	00 000000	RCMS X-Country IMRF	0.00	0.00	0.00	0.00	0.00	0.00
50E040	1551	2130	00 000000	RCMS X-Country FICA	15.00	0.00	46.88	0.00	0.00	-31.88
50E040	1551	2140	00 000000	RCMS X-Country Medicare	60.00	0.00	68.97	0.00	0.00	-8.97
50E---	1551	2---	--		75.00	0.00	115.85	0.00	0.00	-40.85
50E040	1552	2140	00 000000		0.00	0.00	31.77	0.00	0.00	-31.77
50E---	1552	2---	--		0.00	0.00	31.77	0.00	0.00	-31.77
50E040	1553	2140	00 000000		0.00	0.00	32.55	0.00	0.00	-32.55
50E---	1553	2---	--		0.00	0.00	32.55	0.00	0.00	-32.55
50E040	1560	2120	00 000000	RCMS Girls Basketball IMRF	250.00	25.17	72.48	0.00	0.00	177.52
50E040	1560	2130	00 000000	RCMS Girls Basketball FICA	250.00	290.24	321.21	0.00	0.00	-71.21
50E040	1560	2140	00 000000	RCMS Girls Basketball Medicare	125.00	110.59	118.43	0.00	0.00	6.57
50E---	1560	2---	--		625.00	426.00	512.12	0.00	0.00	112.88
50E040	1561	2120	00 000000	RCMS Volleyball Workers IMRF	0.00	0.00	0.00	0.00	0.00	0.00
50E040	1561	2130	00 000000	RCMS Volleyball Workers FICA	250.00	0.00	6.14	0.00	0.00	243.86
50E040	1561	2140	00 000000	RCMS Volleyball Medicare	100.00	0.00	1.43	0.00	0.00	98.57
50E---	1561	2---	--		350.00	0.00	7.57	0.00	0.00	342.43
50E040	1562	2120	00 000000	RCMS Girls Track IMRF	50.00	0.00	0.00	0.00	0.00	50.00
50E040	1562	2130	00 000000	RCMS Girls Track FICA	225.00	0.00	0.00	0.00	0.00	225.00
50E040	1562	2140	00 000000	RCMS Girls Track Med	200.00	0.00	0.00	0.00	0.00	200.00
50E---	1562	2---	--		475.00	0.00	0.00	0.00	0.00	475.00

Account Level				2022-23	January 2022-23	2022-23	2022-23	Encumbered	2022-23	
FDTLOC	FUNC	OBJ	SJ	Description	Budget	Monthly Activity	FYTD Activity	Batch Activity	Amount	Available Funds
50E040	1563	2120	00 000000		0.00	0.00	0.00	0.00	0.00	0.00
50E040	1563	2130	00 000000		0.00	0.00	2.51	0.00	0.00	-2.51
50E040	1563	2140	00 000000		0.00	0.00	0.59	0.00	0.00	-0.59
50E---	1563	2---	-- -----		0.00	0.00	3.10	0.00	0.00	-3.10
50E040	1564	2120	00 000000		0.00	6.69	6.69	0.00	0.00	-6.69
50E040	1564	2130	00 000000		0.00	4.74	4.74	0.00	0.00	-4.74
50E040	1564	2140	00 000000		0.00	1.11	1.11	0.00	0.00	-1.11
50E---	1564	2---	-- -----		0.00	12.54	12.54	0.00	0.00	-12.54
50E040	1570	2120	00 000000	RCMS Boys Basketball IMRF	500.00	9.05	48.26	0.00	0.00	451.74
50E040	1570	2130	00 000000	RCMS Boys Basketball FICA	500.00	6.42	110.82	0.00	0.00	389.18
50E040	1570	2140	00 000000	RCMS Boys Basketball Medicare	150.00	3.38	29.09	0.00	0.00	120.91
50E---	1570	2---	-- -----		1,150.00	18.85	188.17	0.00	0.00	961.83
50E040	1571	2120	00 000000	RCMS Boys Track IMRF	50.00	0.00	0.00	0.00	0.00	50.00
50E040	1571	2130	00 000000	RCMS Boys Track FICA	500.00	0.00	0.00	0.00	0.00	500.00
50E040	1571	2140	00 000000	RCMS Boys Track Medicare	125.00	0.00	0.00	0.00	0.00	125.00
50E---	1571	2---	-- -----		675.00	0.00	0.00	0.00	0.00	675.00
50E050	1572	2120	00 000000	RCHS Wrestling IMRF	50.00	2.36	2.36	0.00	0.00	47.64
50E050	1572	2130	00 000000	RCHS Wrestling Workers FICA	500.00	1.47	1.47	0.00	0.00	498.53
50E050	1572	2140	00 000000	RCHS Wrestling Medicare	100.00	0.34	0.34	0.00	0.00	99.66
50E---	1572	2---	-- -----		650.00	4.17	4.17	0.00	0.00	645.83
50E040	1575	2140	00 000000	RCMS Yearbook Sponsor Med	50.00	3.25	22.62	0.00	0.00	27.38
50E---	1575	2---	-- -----		50.00	3.25	22.62	0.00	0.00	27.38
50E040	1576	2140	00 000000	RCMS Student Council Med	25.00	1.49	10.30	0.00	0.00	14.70
50E---	1576	2---	-- -----		25.00	1.49	10.30	0.00	0.00	14.70
50E050	1580	2130	00 000000	RCHS Scholar Bowl FICA	0.00	0.00	0.00	0.00	0.00	0.00
50E050	1580	2140	00 000000	RCHS Scholastic Bowl Med	100.00	0.00	0.00	0.00	0.00	100.00
50E---	1580	2---	-- -----		100.00	0.00	0.00	0.00	0.00	100.00
50E050	1582	2130	00 000000	HS Musical FICA	150.00	0.00	136.19	0.00	0.00	13.81
50E050	1582	2140	00 000000	RCHS Musical Spons Med	225.00	0.00	202.81	0.00	0.00	22.19
50E---	1582	2---	-- -----		375.00	0.00	339.00	0.00	0.00	36.00
50E050	1583	2130	00 000000	RCHS Marching Band Dir FICA	10.00	0.00	82.46	0.00	0.00	-72.46
50E050	1583	2140	00 000000	RCHS Marching Band Dir Med	200.00	9.14	132.78	0.00	0.00	67.22
50E---	1583	2---	-- -----		210.00	9.14	215.24	0.00	0.00	-5.24
50E050	1584	2140	00 000000	RCHS Chorus Sponsor Med	0.00	0.00	0.00	0.00	0.00	0.00
50E---	1584	2---	-- -----		0.00	0.00	0.00	0.00	0.00	0.00
50E050	1585	2140	00 000000	RCHS Jr Class Sponsor Med	100.00	6.65	44.40	0.00	0.00	55.60
50E---	1585	2---	-- -----		100.00	6.65	44.40	0.00	0.00	55.60
50E050	1586	2140	00 000000	RCHS Yearbook Sponsor Medicare	40.00	3.48	21.89	0.00	0.00	18.11
50E---	1586	2---	-- -----		40.00	3.48	21.89	0.00	0.00	18.11
50E050	1588	2120	00 000000	RCHS X-Curr Sprvsn IMRF	25.00	0.00	0.00	0.00	0.00	25.00

Account Level				2022-23	January 2022-23	2022-23	2022-23	Encumbered	2022-23	
FDTLOC	FUNC	OBJ	SJ	Description	Budget	Monthly Activity	FYTD Activity	Batch Activity	Amount	Available Funds
50E050	1588	2130	00 000000	RCHS X-Curr Sprvsn FICA	25.00	0.00	0.00	0.00	0.00	25.00
50E050	1588	2140	00 000000	RCHS X-Curr Sprvsn Med	25.00	0.00	0.00	0.00	0.00	25.00
50E---	1588	2---	-- -----		75.00	0.00	0.00	0.00	0.00	75.00
50E050	1589	2140	00 000000	RCHS Student Council Medicare	60.00	3.54	26.35	0.00	0.00	33.65
50E---	1589	2---	-- -----		60.00	3.54	26.35	0.00	0.00	33.65
50E050	1590	2120	00 000000	RCHS Rifle/Drill IMRF	650.00	36.62	277.90	0.00	0.00	372.10
50E050	1590	2130	00 000000	RCHS Rifle/Drill FICA	350.00	25.90	169.82	0.00	0.00	180.18
50E050	1590	2140	00 000000	RCHS Rifle/Drill Med	90.00	6.06	39.74	0.00	0.00	50.26
50E---	1590	2---	-- -----		1,090.00	68.58	487.46	0.00	0.00	602.54
50E040	1591	2140	00 000000	RCMS BAND MED	60.00	4.34	31.36	0.00	0.00	28.64
50E---	1591	2---	-- -----		60.00	4.34	31.36	0.00	0.00	28.64
50E040	1593	2140	00 000000	RCMS Talent Shw Spon Med	100.00	0.00	0.00	0.00	0.00	100.00
50E---	1593	2---	-- -----		100.00	0.00	0.00	0.00	0.00	100.00
50E040	1594	2140	00 000000	RCMS Drama Spon Medicare	25.00	0.00	0.00	0.00	0.00	25.00
50E---	1594	2---	-- -----		25.00	0.00	0.00	0.00	0.00	25.00
50E040	1598	2120	00 000000	RCMS Dance/Grad IMRF	0.00	0.00	0.00	0.00	0.00	0.00
50E040	1598	2130	00 000000	RCMS Dance/Grad FICA	0.00	0.00	0.00	0.00	0.00	0.00
50E040	1598	2140	00 000000	RCMS Dance/Grad Medicare	0.00	0.00	0.00	0.00	0.00	0.00
50E---	1598	2---	-- -----		0.00	0.00	0.00	0.00	0.00	0.00
50E040	1599	2140	00 000000	RCMS Math Counts Sponsor Med	10.00	0.00	0.00	0.00	0.00	10.00
50E---	1599	2---	-- -----		10.00	0.00	0.00	0.00	0.00	10.00
50E---	15--	----	-- -----		13,875.00	653.53	5,610.51	0.00	0.00	8,264.49
50E050	1700	2120	00 000000	RCHS Dr Ed TA IMRF	0.00	0.00	0.00	0.00	0.00	0.00
50E050	1700	2130	00 000000	RCHS Dr Ed TA FICA	0.00	0.00	0.00	0.00	0.00	0.00
50E050	1700	2140	00 000000	RCHS Dr Ed Medicare	1,300.00	46.86	478.38	0.00	0.00	821.62
50E---	1700	2---	-- -----		1,300.00	46.86	478.38	0.00	0.00	821.62
50E---	17--	----	-- -----		1,300.00	46.86	478.38	0.00	0.00	821.62
50E010	1800	2120	00 000000	LLS Aide IMRF	0.00	159.68	851.76	0.00	0.00	-851.76
50E010	1800	2130	00 000000	LLS AIDE FICA	0.00	111.30	572.78	0.00	0.00	-572.78
50E010	1800	2140	00 000000	LLS Aide Med	100.00	26.04	140.86	0.00	0.00	-40.86
50E---	1800	2---	-- -----		100.00	297.02	1,565.40	0.00	0.00	-1,465.40
50E---	18--	----	-- -----		100.00	297.02	1,565.40	0.00	0.00	-1,465.40
50E550	1900	2120	00 550000	TAOEP IMRF	0.00	0.00	471.36	0.00	0.00	-471.36
50E750	1900	2120	00 750000	TAOEP IMRF	0.00	4.72	4.72	0.00	0.00	-4.72
50E550	1900	2130	00 550000	TAOEP FICA	0.00	0.00	256.40	0.00	0.00	-256.40
50E750	1900	2130	00 750000	TAOEP FICA	0.00	3.27	3.27	0.00	0.00	-3.27
50E550	1900	2140	00 550000	TAOEP Med	0.00	0.00	59.96	0.00	0.00	-59.96
50E750	1900	2140	00 750000	TAOEP Med	0.00	0.77	0.77	0.00	0.00	-0.77
50E---	1900	2---	-- -----		0.00	8.76	796.48	0.00	0.00	-796.48
50E---	19--	----	-- -----		0.00	8.76	796.48	0.00	0.00	-796.48

Account Level				2022-23	January 2022-23	2022-23	2022-23	Encumbered	2022-23	
FDTLOC	FUNC	OBJ	SJ	Description	Budget	Monthly Activity	FYTD Activity	Batch Activity	Amount	Available Funds
50E550	2110	2120	00	550000 TAOEP IMRF	0.00	0.00	0.00	0.00	0.00	0.00
50E750	2110	2120	00	750000 TAOEP IMRF	0.00	0.00	0.00	0.00	0.00	0.00
50E020	2110	2130	00	000000 RCES Social Workers FICA	0.00	0.00	0.00	0.00	0.00	0.00
50E550	2110	2130	00	550000 TAOEP FICA	0.00	0.00	0.00	0.00	0.00	0.00
50E750	2110	2130	00	750000 TAOEP FICA	0.00	0.00	0.00	0.00	0.00	0.00
50E010	2110	2140	00	000000 Social Worker Med	500.00	19.55	138.38	0.00	0.00	361.62
50E020	2110	2140	00	000000	0.00	0.00	0.00	0.00	0.00	0.00
50E342	2110	2140	00	000000	0.00	0.00	30.64	0.00	0.00	-30.64
50E550	2110	2140	00	550000 TAOEP	0.00	0.00	0.00	0.00	0.00	0.00
50E750	2110	2140	00	750000 TAOEP Social Worker Med	0.00	0.00	0.00	0.00	0.00	0.00
50E---	2110	2---	--	-----	500.00	19.55	169.02	0.00	0.00	330.98
50E020	2120	2120	00	000000 RCES Guid IMRF	0.00	0.00	0.00	0.00	0.00	0.00
50E050	2120	2120	00	000000 RCHS Guidance IMRF	5,500.00	225.50	1,679.02	0.00	0.00	3,820.98
50E070	2120	2120	00	000000 21st Century IMRF	0.00	0.00	0.00	0.00	0.00	0.00
50E020	2120	2130	00	000000 RCES Guid FICA	150.00	0.00	0.00	0.00	0.00	150.00
50E050	2120	2130	00	000000 RCHS Guidance FICA	2,200.00	91.88	634.91	0.00	0.00	1,565.09
50E070	2120	2130	00	000000 21st Century IMRF	0.00	0.00	0.00	0.00	0.00	0.00
50E020	2120	2140	00	000000 RCES Guid Med	1,500.00	108.64	775.92	0.00	0.00	724.08
50E040	2120	2140	00	000000 RCMS Guid Medicare	1,000.00	44.38	335.22	0.00	0.00	664.78
50E050	2120	2140	00	000000 RCHS Guidance Medicare	1,800.00	134.45	910.68	0.00	0.00	889.32
50E070	2120	2140	00	000000 21st Century Med	0.00	0.00	0.00	0.00	0.00	0.00
50E342	2120	2140	00	000000 ESSER II Guidance Medicare	150.00	0.00	96.84	0.00	0.00	53.16
50E470	2120	2140	00	470000 21st Century Med	25.00	0.00	0.00	0.00	0.00	25.00
50E---	2120	2---	--	-----	12,325.00	604.85	4,432.59	0.00	0.00	7,892.41
50E010	2130	2120	00	000000 District Nurse Aide IMRF	7,500.00	454.00	4,046.33	0.00	0.00	3,453.67
50E010	2130	2130	00	000000 District Nurse FICA	4,000.00	312.73	2,558.15	0.00	0.00	1,441.85
50E010	2130	2140	00	000000 District Nurse Medicare	3,000.00	204.74	1,511.56	0.00	0.00	1,488.44
50E---	2130	2---	--	-----	14,500.00	971.47	8,116.04	0.00	0.00	6,383.96
50E140	2140	2140	00	140000 Psychologist Med	0.00	0.00	0.00	0.00	0.00	0.00
50E---	2140	2---	--	-----	0.00	0.00	0.00	0.00	0.00	0.00
50E280	2150	2120	00	280000 District Speech IMRF	0.00	0.00	0.00	0.00	0.00	0.00
50E280	2150	2130	00	280000 District Speech FICA	0.00	0.00	0.00	0.00	0.00	0.00
50E150	2150	2140	00	150000 Speech Path Med	0.00	0.00	0.00	0.00	0.00	0.00
50E280	2150	2140	00	280000 District Speech Medicare	0.00	311.19	2,057.67	0.00	0.00	-2,057.67
50E---	2150	2---	--	-----	0.00	311.19	2,057.67	0.00	0.00	-2,057.67
50E020	2190	2120	00	000000 RCES Supervision Aide IMRF	28,000.00	479.43	17,222.27	0.00	0.00	10,777.73
50E020	2190	2130	00	000000 RCES Supervision Aide FICA	6,000.00	377.36	2,983.97	0.00	0.00	3,016.03
50E020	2190	2140	00	000000 RCES Supervision Aide Med	1,500.00	88.24	698.58	0.00	0.00	801.42
50E---	2190	2---	--	-----	35,500.00	945.03	20,904.82	0.00	0.00	14,595.18
50E---	21--	----	--	-----	62,825.00	2,852.09	35,680.14	0.00	0.00	27,144.86

Account Level				2022-23	January 2022-23	2022-23	2022-23	Encumbered	2022-23	
FDTLOC	FUNC	OBJ	SJ	Description	Budget	Monthly Activity	FYTD Activity	Batch Activity	Amount	Available Funds
50E070	2210	2120	00	000000	21st Century IMRF	0.00	0.00	0.00	0.00	0.00
50E100	2210	2120	00	100000	Title I IMRF	0.00	0.00	0.00	0.00	0.00
50E110	2210	2120	00	110000	PreK Improv Instr IMRF	0.00	0.00	2.66	0.00	-2.66
50E120	2210	2120	00	120000	Improv Instruc Laptop IMRF	0.00	0.00	0.00	0.00	0.00
50E170	2210	2120	00	170000		0.00	0.00	2.54	0.00	-2.54
50E180	2210	2120	01	180000	RTtT NC IMRF	0.00	0.00	0.00	0.00	0.00
50E330	2210	2120	00	330000	Title II IMRF	0.00	0.00	0.00	0.00	0.00
50E340	2210	2120	00	340000	ESSER Prof Development IMRF	0.00	0.00	23.62	0.00	-23.62
50E470	2210	2120	00	470000	21st Century IMRF	50.00	0.00	0.00	0.00	50.00
50E500	2210	2120	00	500000	Title I Improv Inst IMRF	0.00	0.00	0.00	0.00	0.00
50E510	2210	2120	00	510000	PreK Improv Inst IMRF	0.00	0.00	0.00	0.00	0.00
50E530	2210	2120	00	530000	Title II IMRF	0.00	0.00	0.00	0.00	0.00
50E070	2210	2130	00	000000	21st Century FICA	0.00	0.00	0.00	0.00	0.00
50E100	2210	2130	00	100000	Title I Improv Of Instru FICA	0.00	0.00	0.00	0.00	0.00
50E110	2210	2130	00	110000	Pre K Imp Inst FICA	25.00	0.00	1.49	0.00	23.51
50E120	2210	2130	00	120000	Improve Instruc Laptop FICA	0.00	0.00	0.00	0.00	0.00
50E170	2210	2130	00	170000	Title IV Imp Inst FICA	0.00	0.00	1.28	0.00	-1.28
50E180	2210	2130	00	180000	RTT Improv Inst FICA	0.00	0.00	0.00	0.00	0.00
50E180	2210	2130	01	180000	RTTT FICA	0.00	0.00	0.00	0.00	0.00
50E330	2210	2130	00	330000	Title II FICA	0.00	0.00	0.00	0.00	0.00
50E340	2210	2130	00	340000	ESSER Prof Development FICA	0.00	0.00	13.21	0.00	-13.21
50E470	2210	2130	00	470000	21st Century FICA	100.00	0.00	0.00	0.00	100.00
50E500	2210	2130	00	500000	Title I FICA/NC	0.00	0.00	0.00	0.00	0.00
50E510	2210	2130	00	510000	At Risk Fica/NC	0.00	0.00	0.00	0.00	0.00
50E530	2210	2130	00	530000	Title II FICA	0.00	0.00	0.00	0.00	0.00
50E810	2210	2130	00	810000	ROE Flow Thru FICA	0.00	0.00	0.00	0.00	0.00
50E010	2210	2140	00	000000	Improv of Instru Dist Med	0.00	0.00	0.00	0.00	0.00
50E060	2210	2140	00	000000	Fine Arts Grant Med	0.00	0.00	0.00	0.00	0.00
50E070	2210	2140	00	000000	21st Century Med	0.00	0.00	0.00	0.00	0.00
50E100	2210	2140	00	100000	Title I Improv Medicare	0.00	0.00	0.00	0.00	0.00
50E110	2210	2140	00	110000	PreK Improv Instr Med	25.00	0.00	0.35	0.00	24.65
50E120	2210	2140	00	120000	Improv Instruc Laptop Grant	0.00	0.00	0.00	0.00	0.00
50E170	2210	2140	00	170000	Title IV SUB MED	0.00	0.00	28.24	0.00	-28.24
50E180	2210	2140	00	180000	RTT Improv Inst Med	0.00	0.00	0.00	0.00	0.00
50E180	2210	2140	01	180000	RTTT I Mentoring MED	0.00	0.00	0.00	0.00	0.00
50E270	2210	2140	00	270000	Title I S&A Impr Inst Med	0.00	0.00	0.00	0.00	0.00
50E330	2210	2140	00	330000	Title II Teach Medicare	0.00	0.00	8.70	0.00	-8.70
50E340	2210	2140	00	340000	ESSER Prof Development Medicar	0.00	0.00	3.09	0.00	-3.09
50E342	2210	2140	00	000000	ESSER II Imp Of Instr Medicare	500.00	61.04	312.83	0.00	187.17
50E470	2210	2140	00	470000	21st Century Med	50.00	0.00	0.00	0.00	50.00

Account Level				2022-23	January 2022-23	2022-23	2022-23	Encumbered	2022-23	
FDTLOC	FUNC	OBJ	SJ	Description	Budget	Monthly Activity	FYTD Activity	Batch Activity	Amount	Available Funds
50E480	2210	2140	00	480000	Ag 3 Circles Med	150.00	0.00	59.58	0.00	90.42
50E490	2210	2140	00	490000	Ag Grant Medicare	0.00	0.00	0.00	0.00	0.00
50E500	2210	2140	00	500000	Title I Med	0.00	0.00	3.04	0.00	-3.04
50E510	2210	2140	00	510000	At Risk Med	0.00	0.00	0.00	0.00	0.00
50E530	2210	2140	00	530000	Prior Yr Title II Med	0.00	0.00	0.87	0.00	-0.87
50E570	2210	2140	00	570000	Title IV Improv Instruc Med	0.00	0.00	22.98	0.00	-22.98
50E810	2210	2140	00	810000	Pat Burk Flow Thru MED	0.00	0.00	0.00	0.00	0.00
50E---	2210	2---	--	-----		900.00	61.04	484.48	0.00	415.52
50E020	2220	2120	00	000000	RCES IMC IMRF	0.00	0.00	0.00	0.00	0.00
50E040	2220	2120	00	000000	RCMS IMC IMRF	0.00	0.00	0.00	0.00	0.00
50E050	2220	2120	00	000000	RCHS IMC IMRF	400.00	0.00	0.00	0.00	400.00
50E020	2220	2130	00	000000	RCES IMC FICA	0.00	0.00	0.00	0.00	0.00
50E040	2220	2130	00	000000	RCMS IMC FICA	0.00	0.00	0.00	0.00	0.00
50E050	2220	2130	00	000000	RCHS IMC FICA	225.00	0.00	0.00	0.00	225.00
50E020	2220	2140	00	000000	RCES IMC Medicare	0.00	91.77	638.84	0.00	-638.84
50E040	2220	2140	00	000000	RCMS IMC Medicare	600.00	52.72	368.06	0.00	231.94
50E050	2220	2140	00	000000	RCHS IMC Medicare	500.00	85.28	588.09	0.00	-88.09
50E---	2220	2---	--	-----		1,725.00	229.77	1,594.99	0.00	130.01
50E340	2230	2140	00	340000	ESSER MTSS Medicare	0.00	0.00	0.00	0.00	0.00
50E---	2230	2---	--	-----		0.00	0.00	0.00	0.00	0.00
50E---	22--	----	--	-----		2,625.00	290.81	2,079.47	0.00	545.53
50E010	2310	2120	00	000000	BOE Treasure/Sec IMRF	850.00	43.72	356.13	0.00	493.87
50E010	2310	2130	00	000000	BOE Treasure/Sec FICA	500.00	31.00	217.00	0.00	283.00
50E010	2310	2140	00	000000	BOE Treas/Sec Med	100.00	7.25	50.77	0.00	49.23
50E---	2310	2---	--	-----		1,450.00	81.97	623.90	0.00	826.10
50E010	2320	2120	00	000000	Supt Office IMRF	6,500.00	365.62	2,872.08	0.00	3,627.92
50E010	2320	2130	00	000000	Supt Office FICA	4,000.00	259.36	1,829.05	0.00	2,170.95
50E010	2320	2140	00	000000	Supt Office Medicare	3,500.00	172.78	1,667.74	0.00	1,832.26
50E---	2320	2---	--	-----		14,000.00	797.76	6,368.87	0.00	7,631.13
50E010	2330	2120	00	000000	Asst Supt Sec IMRF	42,500.00	292.50	38,802.47	0.00	3,697.53
50E070	2330	2120	00	000000	21st Century Sec IMRF	0.00	0.00	0.00	0.00	0.00
50E100	2330	2120	00	100000	Title I Admin IMRF	100.00	0.00	0.00	0.00	100.00
50E110	2330	2120	00	110000	PreK Administrative IMRF	1,100.00	157.86	823.14	0.00	276.86
50E470	2330	2120	00	470000	21st Century IMRF	225.00	28.19	268.74	0.00	-43.74
50E500	2330	2120	00	500000	Title I IMRF	0.00	0.00	0.00	0.00	0.00
50E510	2330	2120	00	510000	PreK Admin IMRF Prior	0.00	0.00	272.55	0.00	-272.55
50E010	2330	2130	00	000000	Asst Supt Sec FICA	3,200.00	194.48	1,376.16	0.00	1,823.84
50E070	2330	2130	00	000000	21st Century FICA	0.00	0.00	9.77	0.00	-9.77
50E100	2330	2130	00	100000	Title I Admin FICA	250.00	0.00	0.00	0.00	250.00
50E110	2330	2130	00	110000	PreK Administrative FICA	800.00	110.20	558.12	0.00	241.88

Account Level				2022-23	January 2022-23	2022-23	2022-23	Encumbered	2022-23	
FDTLOC	FUNC	OBJ	SJ	Description	Budget	Monthly Activity	FYTD Activity	Batch Activity	Amount	Available Funds
50E470	2330	2130	00	470000	21st Century FICA	125.00	19.50	168.25	0.00	-43.25
50E500	2330	2130	00	500000	Title I FICA	0.00	0.00	0.00	0.00	0.00
50E510	2330	2130	00	510000	PreK Admin FICA Prior	0.00	0.00	152.38	0.00	-152.38
50E010	2330	2140	00	000000	Building & Grounds Dir Med	1,000.00	200.88	1,420.00	0.00	-420.00
50E070	2330	2140	00	000000	21st Century Med	0.00	0.00	2.28	0.00	-2.28
50E100	2330	2140	00	100000	Title I Adm Medicare	150.00	74.76	74.76	0.00	75.24
50E110	2330	2140	00	110000	PreK Adm Med	200.00	25.78	130.58	0.00	69.42
50E345	2330	2140	00	345000	ARP McKin Ven Liaison Medicare	75.00	0.00	0.00	0.00	75.00
50E470	2330	2140	00	470000	21st Century Med	100.00	4.55	39.36	0.00	60.64
50E500	2330	2140	00	500000	Title I Med	0.00	0.00	0.00	0.00	0.00
50E510	2330	2140	00	510000	PreK Admin Med	0.00	0.00	35.64	0.00	-35.64
50E---	2330	2---	--	-----		49,825.00	1,108.70	44,134.20	0.00	5,690.80
50E110	2331	2120	00	110000	PI Sec IMRF	1,500.00	67.64	379.65	0.00	1,120.35
50E280	2331	2120	00	280000	Sp Ed Sec IMRF	20,000.00	238.02	16,742.86	0.00	3,257.14
50E510	2331	2120	00	510000	PI Adm Sec IMRF	0.00	0.00	203.68	0.00	-203.68
50E110	2331	2130	00	110000	PI Sec FICA	750.00	47.24	239.16	0.00	510.84
50E280	2331	2130	00	280000	Sp Ed Sec FICA	2,000.00	166.90	1,106.82	0.00	893.18
50E510	2331	2130	00	510000	PI Adm Fica	0.00	0.00	113.88	0.00	-113.88
50E110	2331	2140	00	110000	PI Sec Med	200.00	11.04	55.92	0.00	144.08
50E280	2331	2140	00	280000	Sp Needs Dir Med	2,500.00	192.08	1,287.79	0.00	1,212.21
50E510	2331	2140	00	510000	Pre K Adm Sec Med	0.00	0.00	26.64	0.00	-26.64
50E---	2331	2---	--	-----		26,950.00	722.92	20,156.40	0.00	6,793.60
50E320	2333	2140	00	320000	Building Grounds Dir Med	0.00	0.00	0.00	0.00	0.00
50E---	2333	2---	--	-----		0.00	0.00	0.00	0.00	0.00
50E---	23--	----	--	-----		92,225.00	2,711.35	71,283.37	0.00	20,941.63
50E020	2410	2120	00	000000	RCES Principal IMRF	15,000.00	701.84	6,052.70	0.00	8,947.30
50E030	2410	2120	00	000000	WRES Prins IMRF	0.00	0.00	0.00	0.00	0.00
50E040	2410	2120	00	000000	RCMS Principal IMRF	25,000.00	399.93	19,005.45	0.00	5,994.55
50E050	2410	2120	00	000000	RCHS Principal IMRF	50,000.00	877.30	40,695.32	0.00	9,304.68
50E020	2410	2130	00	000000	RCES Principal FICA	8,500.00	493.18	4,147.77	0.00	4,352.23
50E030	2410	2130	00	000000	WRES Princ FICA	0.00	0.00	0.00	0.00	0.00
50E040	2410	2130	00	000000	RCMS Principal FICA	3,500.00	283.69	1,944.19	0.00	1,555.81
50E050	2410	2130	00	000000	RCHS Principal FICA	5,000.00	609.87	4,151.46	0.00	848.54
50E020	2410	2140	00	000000	RCES Principal Medicare	7,000.00	430.40	3,237.87	0.00	3,762.13
50E030	2410	2140	00	000000	WRES Princ MED	0.00	0.00	0.00	0.00	0.00
50E040	2410	2140	00	000000	RCMS Principal Medicare	3,300.00	261.04	1,912.78	0.00	1,387.22
50E050	2410	2140	00	000000	RCHS Principal Medicare	4,000.00	154.70	2,254.38	0.00	1,745.62
50E---	2410	2---	--	-----		121,300.00	4,211.95	83,401.92	0.00	37,898.08
50E010	2490	2140	00	000000	Program Suprvr Medicare	0.00	0.00	0.00	0.00	0.00
50E020	2490	2140	00	000000		0.00	17.43	85.80	0.00	-85.80

Account Level				2022-23	January 2022-23	2022-23	2022-23	Encumbered	2022-23	
FDTLOC	FUNC	OBJ	SJ	Description	Budget	Monthly Activity	FYTD Activity	Batch Activity	Amount	Available Funds
50E040	2490	2140	00	000000	0.00	9.55	48.45	0.00	0.00	-48.45
50E050	2490	2140	00	000000	0.00	20.23	102.51	0.00	0.00	-102.51
50E---	2490	2---	--	-----	0.00	47.21	236.76	0.00	0.00	-236.76
50E---	24--	----	--	-----	121,300.00	4,259.16	83,638.68	0.00	0.00	37,661.32
50E010	2520	2120	00	000000	110,000.00	821.28	99,018.23	0.00	0.00	10,981.77
50E010	2520	2130	00	000000	8,000.00	483.03	3,635.68	0.00	0.00	4,364.32
50E010	2520	2140	00	000000	1,500.00	112.95	850.18	0.00	0.00	649.82
50E---	2520	2---	--	-----	119,500.00	1,417.26	103,504.09	0.00	0.00	15,995.91
50E010	2540	2120	00	000000	0.00	0.00	51.19	0.00	0.00	-51.19
50E020	2540	2120	00	000000	75,000.00	1,574.56	55,784.41	0.00	0.00	19,215.59
50E030	2540	2120	00	000000	0.00	0.00	0.00	0.00	0.00	0.00
50E040	2540	2120	00	000000	25,000.00	1,245.04	9,461.66	0.00	0.00	15,538.34
50E050	2540	2120	00	000000	65,000.00	2,078.60	50,307.14	0.00	0.00	14,692.86
50E010	2540	2130	00	000000	0.00	0.00	33.05	0.00	0.00	-33.05
50E020	2540	2130	00	000000	20,000.00	1,074.24	7,810.58	0.00	0.00	12,189.42
50E030	2540	2130	00	000000	0.00	0.00	0.00	0.00	0.00	0.00
50E040	2540	2130	00	000000	12,000.00	810.31	5,779.43	0.00	0.00	6,220.57
50E050	2540	2130	00	000000	15,000.00	1,360.06	9,984.50	0.00	0.00	5,015.50
50E010	2540	2140	00	000000	0.00	0.00	7.73	0.00	0.00	-7.73
50E020	2540	2140	00	000000	5,000.00	251.24	1,826.76	0.00	0.00	3,173.24
50E030	2540	2140	00	000000	0.00	0.00	0.00	0.00	0.00	0.00
50E040	2540	2140	00	000000	2,500.00	189.50	1,351.65	0.00	0.00	1,148.35
50E050	2540	2140	00	000000	4,000.00	318.08	2,335.12	0.00	0.00	1,664.88
50E---	2540	2---	--	-----	223,500.00	8,901.63	144,733.22	0.00	0.00	78,766.78
50E010	2541	2120	00	000000	48,500.00	524.74	41,093.16	0.00	0.00	7,406.84
50E010	2541	2130	00	000000	6,500.00	362.07	2,789.64	0.00	0.00	3,710.36
50E010	2541	2140	00	000000	1,000.00	84.68	652.43	0.00	0.00	347.57
50E---	2541	2---	--	-----	56,000.00	971.49	44,535.23	0.00	0.00	11,464.77
50E010	2542	2120	00	000000	5,000.00	28.80	2,513.88	0.00	0.00	2,486.12
50E010	2542	2130	00	000000	5,000.00	66.67	3,691.39	0.00	0.00	1,308.61
50E010	2542	2140	00	000000	1,000.00	15.60	863.31	0.00	0.00	136.69
50E---	2542	2---	--	-----	11,000.00	111.07	7,068.58	0.00	0.00	3,931.42
50E070	2550	2120	00	000000	0.00	41.53	637.09	0.00	0.00	-637.09
50E080	2550	2120	00	000000	16,000.00	806.73	6,365.31	0.00	0.00	9,634.69
50E080	2550	2120	61	000000	175,000.00	3,069.45	116,196.61	0.00	0.00	58,803.39
50E080	2550	2120	70	000000	15,000.00	891.76	7,163.24	0.00	0.00	7,836.76
50E100	2550	2120	00	100000	100.00	0.00	0.00	0.00	0.00	100.00
50E110	2550	2120	00	110000	8,000.00	414.03	2,587.45	0.00	0.00	5,412.55
50E210	2550	2120	00	210000	0.00	0.00	0.00	0.00	0.00	0.00
50E345	2550	2120	61	000000	0.00	9.17	34.26	0.00	0.00	-34.26

FDTLOC	FUNC	OBJ	SJ	Account Level Description	2022-23 Budget	January 2022-23 Monthly Activity	2022-23 FYTD Activity	2022-23 Batch Activity	Encumbered Amount	2022-23 Available Funds
50E470	2550	2120	00	470000 21st Century IMRF	1,700.00	34.98	377.67	0.00	0.00	1,322.33
50E500	2550	2120	00	500000 Title I Summer School IMRF	0.00	0.00	0.00	0.00	0.00	0.00
50E510	2550	2120	00	510000 Prek Trans IMRF	0.00	0.00	797.29	0.00	0.00	-797.29
50E610	2550	2120	00	610000 Trans Voc Ed IMRF	0.00	0.00	0.00	0.00	0.00	0.00
50E620	2550	2120	00	620000 Trans Spec Ed IMRF	8,000.00	391.09	2,978.11	0.00	0.00	5,021.89
50E070	2550	2130	00	000000 21st Century Trans FICA	0.00	27.35	368.99	0.00	0.00	-368.99
50E080	2550	2130	00	000000 Trans FICA	9,000.00	569.10	4,131.51	0.00	0.00	4,868.49
50E080	2550	2130	61	000000 TRANS Reg Driver FICA	25,000.00	2,135.21	13,889.85	0.00	0.00	11,110.15
50E080	2550	2130	70	000000 Trans Sec FICA	8,000.00	630.47	4,476.73	0.00	0.00	3,523.27
50E100	2550	2130	00	100000 Summer School FICA	100.00	0.00	0.00	0.00	0.00	100.00
50E110	2550	2130	00	110000 PreK Trans FICA	4,000.00	316.92	1,776.21	0.00	0.00	2,223.79
50E210	2550	2130	00	210000 ROE Pre K Trans FICA	0.00	0.00	0.00	0.00	0.00	0.00
50E345	2550	2130	61	000000	0.00	6.47	22.77	0.00	0.00	-22.77
50E470	2550	2130	00	470000 21st Century FICA	1,000.00	24.62	232.27	0.00	0.00	767.73
50E500	2550	2130	00	500000 Title I Summer School FICA	0.00	0.00	0.00	0.00	0.00	0.00
50E510	2550	2130	00	510000 Prek Trans FICA	0.00	0.00	432.21	0.00	0.00	-432.21
50E610	2550	2130	00	610000 Trans Voc Ed FICA	0.00	0.00	0.00	0.00	0.00	0.00
50E620	2550	2130	00	620000 Trans Spec Ed FICA	5,000.00	321.23	2,286.45	0.00	0.00	2,713.55
50E070	2550	2140	00	000000 21st Century Trans Med	0.00	6.39	86.29	0.00	0.00	-86.29
50E080	2550	2140	00	000000 Trans Medicare	2,000.00	133.11	966.23	0.00	0.00	1,033.77
50E080	2550	2140	61	000000 Trans Reg Driv Med	6,000.00	499.29	3,248.30	0.00	0.00	2,751.70
50E080	2550	2140	70	000000 Trans Sec Med	2,000.00	147.45	1,047.01	0.00	0.00	952.99
50E100	2550	2140	00	100000 Summer School MED	50.00	0.00	0.00	0.00	0.00	50.00
50E110	2550	2140	00	110000 PreK Trans Med	950.00	74.14	415.45	0.00	0.00	534.55
50E345	2550	2140	61	000000	0.00	1.52	5.33	0.00	0.00	-5.33
50E470	2550	2140	00	470000 21st Century Trans Med	200.00	5.75	54.27	0.00	0.00	145.73
50E500	2550	2140	00	500000 Title I Summer School Tran Med	0.00	0.00	0.00	0.00	0.00	0.00
50E510	2550	2140	00	510000 Prek Tran Med	0.00	0.00	101.09	0.00	0.00	-101.09
50E610	2550	2140	00	610000 Trans Voc Ed Med	0.00	0.00	0.00	0.00	0.00	0.00
50E620	2550	2140	00	620000 Trans Spec Ed Med	1,000.00	75.13	534.72	0.00	0.00	465.28
50E---	2550	2---	--	-----	288,100.00	10,632.89	171,212.71	0.00	0.00	116,887.29
50E510	2551	2130	00	510000 PreK Trans FICA	0.00	0.00	0.00	0.00	0.00	0.00
50E510	2551	2140	00	510000 Prek Trans Medicare	0.00	0.00	0.00	0.00	0.00	0.00
50E---	2551	2---	--	-----	0.00	0.00	0.00	0.00	0.00	0.00
50E070	2560	2120	00	000000 21st Century Food Serv IMRF	0.00	0.00	0.00	0.00	0.00	0.00
50E420	2560	2120	00	420000 Food Service IMRF	65,000.00	3,327.19	21,287.63	0.00	0.00	43,712.37
50E460	2560	2120	00	460000 Summer Food Prog IMRF	0.00	0.00	0.00	0.00	0.00	0.00
50E470	2560	2120	00	470000 21st Century Food Serv IMRF	700.00	40.88	413.59	0.00	0.00	286.41
50E070	2560	2130	00	000000 21st Century Food Serv FICA	0.00	0.00	0.00	0.00	0.00	0.00
50E420	2560	2130	00	420000 Food Service FICA	35,000.00	2,489.47	14,732.56	0.00	0.00	20,267.44

Account Level				2022-23	January 2022-23	2022-23	2022-23	Encumbered	2022-23	
FDTLOC	FUNC	OBJ	SJ	Description	Budget	Monthly Activity	FYTD Activity	Batch Activity	Amount	Available Funds
50E440	2560	2130	00	440000	Healthier US FICA	0.00	0.00	0.00	0.00	0.00
50E460	2560	2130	00	460000	Summer Food Prog FICA	0.00	0.00	0.00	0.00	0.00
50E470	2560	2130	00	470000	21st Century Food Serv FICA	350.00	27.91	257.13	0.00	92.87
50E070	2560	2140	00	000000	21st Century Food Serv Med	0.00	0.00	0.00	0.00	0.00
50E420	2560	2140	00	420000	Food Serv Med	7,500.00	582.18	3,445.48	0.00	4,054.52
50E440	2560	2140	00	440000	Healthier US Med	0.00	0.00	0.00	0.00	0.00
50E460	2560	2140	00	460000	Summer Food Prog Med	0.00	0.00	0.00	0.00	0.00
50E470	2560	2140	00	470000	21st Century Food Serv Med	85.00	6.54	60.14	0.00	24.86
50E---	2560	2---	--	-----	108,635.00	6,474.17	40,196.53	0.00	0.00	68,438.47
50E---	25--	----	--	-----	806,735.00	28,508.51	511,250.36	0.00	0.00	295,484.64
50E070	2620	2120	00	000000	21st Century P/D IMRF	0.00	0.00	0.00	0.00	0.00
50E470	2620	2120	00	470000	21st Century Eval IMRF	75.00	0.00	0.00	0.00	75.00
50E010	2620	2130	00	000000	Plan/Research FICA	0.00	0.00	0.00	0.00	0.00
50E070	2620	2130	00	000000	21st Century P/D FICA	0.00	0.00	0.00	0.00	0.00
50E470	2620	2130	00	470000	21st Century Eval FICA	25.00	0.00	0.00	0.00	25.00
50E010	2620	2140	00	000000	Plan/Research Med	0.00	0.00	0.00	0.00	0.00
50E070	2620	2140	00	000000	21st Century Plan/Research Med	0.00	0.00	29.63	0.00	-29.63
50E470	2620	2140	00	470000	21st Century Plan/Research Med	25.00	0.00	0.00	0.00	25.00
50E---	2620	2---	--	-----	125.00	0.00	29.63	0.00	0.00	95.37
50E010	2660	2120	00	000000	District Comp Tech IMRF	25,000.00	1,587.98	12,602.54	0.00	12,397.46
50E010	2660	2130	00	000000	District Comp Tech FICA	13,000.00	949.38	7,157.61	0.00	5,842.39
50E010	2660	2140	00	000000	District Comp Tech Medicare	3,000.00	222.02	1,673.86	0.00	1,326.14
50E---	2660	2---	--	-----	41,000.00	2,759.38	21,434.01	0.00	0.00	19,565.99
50E---	26--	----	--	-----	41,125.00	2,759.38	21,463.64	0.00	0.00	19,661.36
50E070	2900	2120	00	000000	21st Century IMRF	0.00	0.00	2.27	0.00	-2.27
50E470	2900	2120	00	470000	21st Century Other IMRF	850.00	23.16	222.19	0.00	627.81
50E070	2900	2130	00	000000	21st Century FICA	0.00	0.00	1.49	0.00	-1.49
50E470	2900	2130	00	470000	21st Century Other FICA	500.00	16.44	141.68	0.00	358.32
50E070	2900	2140	00	000000	21st Century Med	0.00	0.00	0.35	0.00	-0.35
50E470	2900	2140	00	470000	21st Century Med	400.00	35.23	271.46	0.00	128.54
50E---	2900	2---	--	-----	1,750.00	74.83	639.44	0.00	0.00	1,110.56
50E---	29--	----	--	-----	1,750.00	74.83	639.44	0.00	0.00	1,110.56
50E070	3000	2120	00	000000	21st Century Comm Serv IMRF	0.00	0.00	0.00	0.00	0.00
50E100	3000	2120	00	100000	Title I Pnt Inl Sec IMRF	0.00	0.00	0.00	0.00	0.00
50E110	3000	2120	00	110000	Pre K Babysit IMRF	8,000.00	353.60	1,886.08	0.00	6,113.92
50E470	3000	2120	00	470000	21st Century Comm Serv IMRF	0.00	0.00	0.00	0.00	0.00
50E500	3000	2120	00	500000	Title I Pnt Inl IMRF Pr	0.00	0.00	0.00	0.00	0.00
50E510	3000	2120	00	510000	PreK 0-3 Comm Serv IMRF	0.00	0.00	1,180.93	0.00	-1,180.93
50E070	3000	2130	00	000000	21st Century Comm Serv FICA	0.00	0.00	0.00	0.00	0.00
50E100	3000	2130	00	100000	Title I Pnt Inl Sec FICA	0.00	0.00	0.00	0.00	0.00

Account Level				2022-23	January 2022-23	2022-23	2022-23	Encumbered	2022-23	
FDTLOC	FUNC	OBJ	SJ	Description	Budget	Monthly Activity	FYTD Activity	Batch Activity	Amount	Available Funds
50E110	3000	2130	00	110000	Pre K FICA	4,500.00	237.08	1,186.20	0.00	3,313.80
50E470	3000	2130	00	470000	21st Century Comm Serv FICA	0.00	0.00	0.00	0.00	0.00
50E500	3000	2130	00	500000	Title I Pnt Inl FICA Pr	0.00	0.00	0.00	0.00	0.00
50E510	3000	2130	00	510000	PreK 0-3 FICA	0.00	0.00	631.12	0.00	-631.12
50E070	3000	2140	00	000000	21st Century Comm Serv Med	0.00	0.00	0.00	0.00	0.00
50E100	3000	2140	00	100000	Title I Pnt Inl Medicare	0.00	0.00	0.00	0.00	0.00
50E110	3000	2140	00	110000	PreK 0-3 Teach Medicare	3,000.00	217.28	1,088.39	0.00	1,911.61
50E470	3000	2140	00	470000	21st Century Comm Serv Med	0.00	0.00	0.00	0.00	0.00
50E500	3000	2140	00	500000	Title I Prnt Inv Med Pr	0.00	0.00	0.00	0.00	0.00
50E510	3000	2140	00	510000	PreK 0-3 Medicare Prior	0.00	0.00	587.84	0.00	-587.84
50E---	3000	2---	--	-----		15,500.00	807.96	6,560.56	0.00	8,939.44
50E110	3001	2140	00	110000	PreK 3-5 Teach Medicare	0.00	0.00	0.00	0.00	0.00
50E510	3001	2140	00	510000	PreK 3-5 Medicare Prior	0.00	0.00	0.00	0.00	0.00
50E---	3001	2---	--	-----		0.00	0.00	0.00	0.00	0.00
50E110	3002	2120	00	110000	PreK Blk Com Serv IMRF	100.00	0.00	30.16	0.00	69.84
50E510	3002	2120	00	510000	PreK Com Serv IMRF	0.00	0.00	0.00	0.00	0.00
50E110	3002	2130	00	110000	PreK Blk Comm Serv FICA	50.00	0.00	16.17	0.00	33.83
50E510	3002	2130	00	510000	PreK Com Serv FICA	0.00	0.00	0.00	0.00	0.00
50E110	3002	2140	00	110000	PreK Comm Serv Med	500.00	19.80	112.81	0.00	387.19
50E510	3002	2140	00	510000	PreK Comm Serv Med Prior	0.00	0.00	58.56	0.00	-58.56
50E---	3002	2---	--	-----		650.00	19.80	217.70	0.00	432.30
50E---	30--	----	--	-----		16,150.00	827.76	6,778.26	0.00	9,371.74
50E100	3700	2130	00	100000	Title I St Joe Tut FICA	500.00	77.19	236.22	0.00	263.78
50E170	3700	2130	00	170000		0.00	0.00	18.60	0.00	-18.60
50E340	3700	2130	00	340000	ESSER St Joe FICA	0.00	0.00	0.00	0.00	0.00
50E500	3700	2130	00	500000	Title I St Joe FICA	0.00	0.00	0.00	0.00	0.00
50E530	3700	2130	00	530000	Title II St Joe FICA	0.00	0.00	0.00	0.00	0.00
50E100	3700	2140	00	100000	Title I St Joe Med	100.00	18.06	55.25	0.00	44.75
50E150	3700	2140	00	150000	SESE Flow Thru St Joe Med	500.00	0.00	58.24	0.00	441.76
50E170	3700	2140	00	170000		0.00	0.00	4.35	0.00	-4.35
50E340	3700	2140	00	340000	ESSER St Joe Medicare	0.00	0.00	0.00	0.00	0.00
50E500	3700	2140	00	500000	Title I St Joe Med	0.00	0.00	0.00	0.00	0.00
50E530	3700	2140	00	530000	Title II St Joe Med	0.00	0.00	0.00	0.00	0.00
50E---	3700	2---	--	-----		1,100.00	95.25	372.66	0.00	727.34
50E---	37--	----	--	-----		1,100.00	95.25	372.66	0.00	727.34
5-E---	----	----	--	-----		1,621,060.00	71,168.04	970,706.90	0.00	650,353.10
60E010	2530	3190	00	000000	Site Construction Pur Serv	0.00	0.00	0.00	0.00	0.00
60E342	2530	3190	00	000000	ESSER II CONSTRUCTION SERVICES	750,000.00	9,196.70	335,279.16	0.00	414,720.84
60E343	2530	3190	00	000000	ESSER III Construction Service	4,000,000.00	443,651.07	2,185,486.63	0.00	1,814,513.37
60E---	2530	3---	--	-----		4,750,000.00	452,847.77	2,520,765.79	0.00	2,229,234.21

Account Level				2022-23	January 2022-23	2022-23	2022-23	Encumbered	2022-23	
FDTLOC	FUNC	OBJ	SJ	Description	Budget	Monthly Activity	FYTD Activity	Batch Activity	Amount	Available Funds
60E010	2530	4100	00 000000	Site & Construction supplies	0.00	0.00	0.00	0.00	0.00	0.00
60E---	2530	4---	--		0.00	0.00	0.00	0.00	0.00	0.00
60E010	2530	5310	00 000000	Building Improvement Perm	0.00	0.00	0.00	0.00	0.00	0.00
60E---	2530	5---	--		0.00	0.00	0.00	0.00	0.00	0.00
60E---	25--	----	--		4,750,000.00	452,847.77	2,520,765.79	0.00	0.00	2,229,234.21
60E010	4100	6620	00 000000	Payback of State Funds	0.00	0.00	0.00	0.00	0.00	0.00
60E---	4100	6---	--		0.00	0.00	0.00	0.00	0.00	0.00
60E---	41--	----	--		0.00	0.00	0.00	0.00	0.00	0.00
6-E---	----	----	--		4,750,000.00	452,847.77	2,520,765.79	0.00	0.00	2,229,234.21
80E320	1100	1100	00 320000	Tort Regular Salaries	616,995.00	0.00	250,000.00	0.00	0.00	366,995.00
80E---	1100	1---	--		616,995.00	0.00	250,000.00	0.00	0.00	366,995.00
80E---	11--	----	--		616,995.00	0.00	250,000.00	0.00	0.00	366,995.00
80E320	1220	1100	00 320000	Tort Spec Ed Salaries	0.00	0.00	0.00	0.00	0.00	0.00
80E---	1220	1---	--		0.00	0.00	0.00	0.00	0.00	0.00
80E---	12--	----	--		0.00	0.00	0.00	0.00	0.00	0.00
80E320	1400	1100	00 320000	Tort Voc Salaries	65,000.00	0.00	50,000.00	0.00	0.00	15,000.00
80E---	1400	1---	--		65,000.00	0.00	50,000.00	0.00	0.00	15,000.00
80E---	14--	----	--		65,000.00	0.00	50,000.00	0.00	0.00	15,000.00
80E320	2130	1100	00 320000	Tort Nurse Salaries	0.00	0.00	35,000.00	0.00	0.00	-35,000.00
80E---	2130	1---	--		0.00	0.00	35,000.00	0.00	0.00	-35,000.00
80E320	2190	1110	00 320000	Tort Supervision Sal	60,000.00	0.00	20,000.00	0.00	0.00	40,000.00
80E---	2190	1---	--		60,000.00	0.00	20,000.00	0.00	0.00	40,000.00
80E---	21--	----	--		60,000.00	0.00	55,000.00	0.00	0.00	5,000.00
80E320	2320	1100	00 320000	Tort Supt Salary	0.00	0.00	7,500.00	0.00	0.00	-7,500.00
80E---	2320	1---	--		0.00	0.00	7,500.00	0.00	0.00	-7,500.00
80E320	2330	1100	00 320000	Tort Asst Supt Salary	0.00	0.00	10,000.00	0.00	0.00	-10,000.00
80E---	2330	1---	--		0.00	0.00	10,000.00	0.00	0.00	-10,000.00
80E320	2362	3800	00 320000	Work Comp Insurance	0.00	0.00	0.00	0.00	0.00	0.00
80E320	2362	3900	00 320000	Direct pay for W/C visits	0.00	0.00	0.00	0.00	0.00	0.00
80E---	2362	3---	--		0.00	0.00	0.00	0.00	0.00	0.00
80E320	2363	3800	00 320000	Unemployment Insurance	0.00	0.00	0.00	0.00	0.00	0.00
80E---	2363	3---	--		0.00	0.00	0.00	0.00	0.00	0.00
80E320	2364	3800	00 320000	Insurance	0.00	0.00	0.00	0.00	0.00	0.00
80E---	2364	3---	--		0.00	0.00	0.00	0.00	0.00	0.00
80E320	2365	3190	00 320000	Bush/Nav/ISCOR/Alice/SRO/Lega	80,000.00	11,949.82	83,700.56	0.00	3.00	-3,703.56
80E320	2365	3800	00 320000	Tort WC Ins and all other ins	312,005.00	0.00	306,299.00	0.00	0.00	5,706.00
80E320	2365	3810	00 320000	Unemployment Ins	0.00	0.00	0.00	0.00	0.00	0.00
80E---	2365	3---	--		392,005.00	11,949.82	389,999.56	0.00	3.00	2,002.44
80E320	2366	6500	00 320000	Judgement/Settlement	0.00	0.00	0.00	0.00	0.00	0.00
80E---	2366	6---	--		0.00	0.00	0.00	0.00	0.00	0.00

Account Level				2022-23	January 2022-23	2022-23	2022-23	Encumbered	2022-23	
FDTLOC	FUNC	OBJ	SJ	Description	Budget	Monthly Activity	FYTD Activity	Batch Activity	Amount	Available Funds
80E320	2367	1100	00	320000	Tort Salaries	0.00	0.00	0.00	0.00	0.00
80E---	2367	1---	--	-----		0.00	0.00	0.00	0.00	0.00
80E320	2367	3190	00	320000	Bushue/AT/Nav/ISCORP/Alice/SRO	0.00	0.00	0.00	0.00	0.00
80E---	2367	3---	--	-----		0.00	0.00	0.00	0.00	0.00
80E320	2369	3800	00	320000	Legal Fees	0.00	0.00	0.00	0.00	0.00
80E---	2369	3---	--	-----		0.00	0.00	0.00	0.00	0.00
80E320	2372	3800	00	320000	Vehicle Insurance	0.00	0.00	0.00	0.00	0.00
80E---	2372	3---	--	-----		0.00	0.00	0.00	0.00	0.00
80E---	23--	----	--	-----		392,005.00	11,949.82	407,499.56	0.00	3.00
80E320	2410	1100	00	320000	Tort Principal Salaries	0.00	0.00	15,000.00	0.00	-15,000.00
80E---	2410	1---	--	-----		0.00	0.00	15,000.00	0.00	-15,000.00
80E---	24--	----	--	-----		0.00	0.00	15,000.00	0.00	-15,000.00
80E320	2540	1110	00	320000	Tort Custodian Salaries	175,000.00	0.00	110,000.00	0.00	65,000.00
80E---	2540	1---	--	-----		175,000.00	0.00	110,000.00	0.00	65,000.00
80E320	2550	1110	00	320000	Tort Transportation Salaries	0.00	0.00	75,000.00	0.00	-75,000.00
80E---	2550	1---	--	-----		0.00	0.00	75,000.00	0.00	-75,000.00
80E320	2560	1110	00	320000	Tort Food Serv Salaries	35,000.00	0.00	15,000.00	0.00	20,000.00
80E---	2560	1---	--	-----		35,000.00	0.00	15,000.00	0.00	20,000.00
80E---	25--	----	--	-----		210,000.00	0.00	200,000.00	0.00	10,000.00
80E320	4120	3190	00	320000	Tort SESE Administration	0.00	0.00	11,000.00	0.00	-11,000.00
80E---	4120	3---	--	-----		0.00	0.00	11,000.00	0.00	-11,000.00
80E---	41--	----	--	-----		0.00	0.00	11,000.00	0.00	-11,000.00
8-E---	----	----	--	-----		1,344,000.00	11,949.82	988,499.56	0.00	3.00
90E370	2530	3100	00	370000	L/S MS Contractors	0.00	0.00	0.00	0.00	0.00
90E370	2530	3160	00	370000	L/S MS Arch Fees	0.00	0.00	0.00	0.00	0.00
90E010	2530	3190	00	000000	L/S Purchases Services	210,000.00	4,062.50	214,607.15	0.00	-4,607.15
90E370	2530	3190	00	370000	L/S MS Oth Pur Serv	0.00	0.00	0.00	0.00	0.00
90E010	2530	3240	00	000000	L/S Contractor Fees	0.00	0.00	0.00	0.00	0.00
90E---	2530	3---	--	-----		210,000.00	4,062.50	214,607.15	0.00	-4,607.15
90E010	2530	4100	00	000000	L/S Supplies	5,000.00	300.00	5,104.95	0.00	1,475.50
90E---	2530	4---	--	-----		5,000.00	300.00	5,104.95	0.00	1,475.50
90E010	2530	5500	00	000000	L/S Equipment	0.00	0.00	0.00	0.00	0.00
90E010	2530	5510	00	000000	L/S Building	0.00	0.00	0.00	0.00	0.00
90E---	2530	5---	--	-----		0.00	0.00	0.00	0.00	0.00
90E---	25--	----	--	-----		215,000.00	4,362.50	219,712.10	0.00	1,475.50
95E010	2500	0000	00	000000		0.00	0.00	0.00	0.00	0.00
95E---	2500	0---	--	-----		0.00	0.00	0.00	0.00	0.00
95E---	25--	----	--	-----		0.00	0.00	0.00	0.00	0.00
9-E---	----	----	--	-----		215,000.00	4,362.50	219,712.10	0.00	1,475.50
--E---	----	----	--	-----		36,095,764.00	2,427,566.73	21,321,738.33	14,049.62	660,376.30

Account Level				2022-23	January 2022-23	2022-23	2022-23	Encumbered	2022-23
FDTLOC	FUNC	OBJ	SJ	Budget	Monthly Activity	FYTD Activity	Batch Activity	Amount	Available Funds
Description									
Grand Revenue Totals				36,601,562.00	2,382,315.74	25,513,212.42	0.00	0.00	11,088,349.58
Grand Expense Totals				36,095,764.00	2,427,566.73	21,321,738.33	14,049.62	660,376.30	14,099,599.75
Grand Totals				505,798.00	45,250.99	4,191,474.09	14,049.62	660,376.30	3,011,250.17
				Profit	Loss	Profit	Loss	Loss	Loss

Number of Accounts: 2453

***** End of report *****

**Richland County Community Unit #1
Certificates of Deposit**

Date Invested	EOM Total	Date Due	APY Rate	Monthly Interest
01/19/23	10,307,000.00	02/16/23	4.17%	32,625.70
01/12/23	4,500,000.00	02/09/23	4.07%	13,655.48
*CDARS				
Total	14,807,000.00			46,281.18 Interest

FY2019

Month Earned	Date Rcvd	1% Sales Tax	Running Total
Jul	Oct	101,041.55	101,041.55
Aug	Nov	126,386.96	227,428.51
Sep	Dec	111,016.23	338,444.74
Oct	Jan	112,226.24	450,670.98
Nov	Feb	113,308.88	563,979.86
Dec	Mar	119,079.73	683,059.59
Jan	Apr	89,472.58	772,532.17
Feb	May	87,504.12	860,036.29
Mar	Jun	106,035.53	966,071.82
Apr	Jul	108,168.52	1,074,240.34
May	Aug	111,535.35	1,185,775.69
Jun	Sep	113,928.45	1,299,704.14

FY2020

1% Sales Tax	Running Total
107,430.15	107,430.15
106,243.79	213,673.94
105,609.04	319,282.98
109,937.97	429,220.95
107,184.55	536,405.50
119,950.89	656,356.39
92,802.02	749,158.41
83,533.71	832,692.12
95,636.77	928,328.89
104,688.17	1,033,017.06
116,066.20	1,149,083.26
119,945.69	1,269,028.95

FY2021

1% Sales Tax	Running Total
109,148.91	109,148.91
106,834.64	215,983.55
111,730.32	327,713.87
112,797.75	440,511.62
108,456.75	548,968.37
128,494.78	677,463.15
117,318.53	794,781.68
100,894.34	895,676.02
151,720.13	1,047,396.15
137,899.08	1,185,295.23
141,386.88	1,326,682.11
146,876.31	1,473,558.42

FY2022

1% Sales Tax	Running Total
130,971.98	130,971.98
139,607.27	270,579.25
140,558.39	411,137.64
141,901.46	553,039.10
146,360.62	699,399.72
167,303.75	866,703.47
121,234.79	987,938.26
113,565.12	1,101,503.38
158,137.16	1,259,640.54
146,646.61	1,406,287.15
166,258.67	1,572,545.82
174,596.01	1,747,141.83

FY2023

Month Earned	Date Rcvd	1% Sales Tax	Running Total
Jul	Oct	179,251.46	179,251.46
Aug	Nov	150,231.38	329,482.84
Sep	Dec	149,275.57	478,758.41
Oct	Jan	168,212.99	646,971.40
Nov	Feb		646,971.40
Dec	Mar		646,971.40
Jan	Apr		646,971.40
Feb	May		646,971.40
Mar	Jun		646,971.40
Apr	Jul		646,971.40
May	Aug		646,971.40
Jun	Sep		646,971.40

Richland County Community Unit School District #1 State Money Pending

FY23

Program	FY23	Date of Voucher
St Aide-3001	\$500,801.00	2/14/2023
Special Ed Priv Facility-3100 *		
Special Ed Personnel-3110 *		
Special Ed X-Ordinary-3105 *		
Special Ed Orphan -3120		
Special Ed Summer School -3145		
Ag Ed-3235		
State Lunch/Breakfast-3360	\$398.96	2/1/2023
Driver's Ed-3370	\$ 15,811.88	9/23/22 12/21/2022
Transportation Regular-3500 *		
Transportation Spec Ed-3510 *		
TAOEP 3695		
Early Childhood-3705	\$ 54,430.00	2/1/2023
Fine Arts Grant-3962		
Other State -PSAT 3999		
Federal Lunch 4210		
Federal Milk 4215		
Federal Bfast 4220		
Federal Summer Lunch 4225		
Title II - 4932		
Title I - 4300		
Title I S & A 4331		
Title IV 4400		
21st Century - 4421		
SESE PREK Flow Thru 4600		
SESE Flow Thru 4620		
Fed Room/Board 4625		
Rural Ed Grant-4107		
Other Fed Program/ESSER-DE(21)		
Other Fed Program/ESSER- 4998		
Other Fed Program/ESSER-E2 4998	93,224.00	
Other Fed Program/ESSER-E3 4998	\$ 764,614.00	
Other Fed Program/D24999		
Other Fed Program/HL		
* is M-CATS (Mandated Catagoricals-Qtrly)		
Grand Total **	\$ 1,429,279.84	\$1,429,279.84
		2/16/2023

*M-cats \$ -

Unclassified

Description

Taken Date
02/16/2023 at 01:57 pm

Upload Date
02/16/2023 at 02:49 pm

Uploaded By
Ryan Fuhler

File Name
[33E00BD0-D633-44EB-A...](#)



Bathroom wall rough in

174

Unclassified

Description

Taken Date
02/16/2023 at 01:50 pm

Upload Date
02/16/2023 at 02:49 pm

Uploaded By
Ryan Fuhler

File Name
[2B905C2C-E720-40F1-A...](#)



West Elevation ₁₇₅

Overhead classroom rough in

Unclassified


Description

Taken Date
02/16/2023 at 01:46 pm

Upload Date
02/16/2023 at 02:49 pm

Uploaded By
Ryan Fuhler

File Name
[AC82FEC4-DF12-4373-A...](#)



176

Unclassified

Description

Taken Date
02/16/2023 at 01:45 pm

Upload Date
02/16/2023 at 02:49 pm

Uploaded By
Ryan Fuhler

File Name
[D012975A-FE31-4924-9...](#)



East elevation

177

Unclassified

Description

Taken Date
02/16/2023 at 09:44 am

Upload Date
02/16/2023 at 10:57 am

Uploaded By
Ryan Fuhler

File Name
[76447444-7E92-45A9-8...](#)



Electrical panel
installation. ^{17B}

Photos From Daily Log


Description

Taken Date
02/15/2023 at 02:00 pm

Upload Date
02/16/2023 at 04:06 am

Uploaded By
Joe Huels

File Name
D7A12CB7-B1AC-4BEB-...



Mechanical and plumbing overhead rough in

179

Photos From Daily Log


Description

Taken Date
02/15/2023 at 01:17 pm

Upload Date
02/15/2023 at 01:21 pm

Uploaded By
Joe Huels

File Name
[E7570257-F2F7-434F-A...](#)



Mechanical and
electrical
overhead rough
in

Photos From Daily Log

Description

Taken Date
02/15/2023 at 12:40 pm

Upload Date
02/15/2023 at 01:52 pm

Uploaded By
Joe Huels

File Name
[95C09177-9D16-43E8-A...](#)



Road patch at
east entrance.

181

Photos From Daily Log

Description

Taken Date
02/14/2023 at 08:38 am

Upload Date
02/14/2023 at 08:46 am

Uploaded By
Joe Huels

File Name
4D9FDE2C-A007-47AC-B...



West elevation

182

East elevation

Poettker Construction

Unclassified

Description

Taken Date
02/09/2023 at 02:11 pm

Upload Date
02/09/2023 at 02:44 pm

Uploaded By
Ryan Fuhler

File Name
CFC2563E-824E-46D2-9...



183

**Statewide Evaluation
21st Century Community Learning Centers in
Illinois
2021-2022**

Richland County CUSD #1

Project Director: Jennifer Tedford (2021-2022)

Site Directors: Kristen Jurgilanis, Neilly Mays, & Holly O'Brien (2021-2022)

Outside Evaluator: Kristen Jurgilanis (2022-2023), Internal Evaluator: Jennifer Tedford (2022-2023)

Superintendent: Chris Simpson

I. Grant Information3
II. Overview and History of Program3
II.A. Evaluation Methods4
III. Program Implementation5
III.A. Students Served5
Recruitment and Retention of Students5
Student Enrollment by Site6
Demographics by Site9
Average Daily Attendance11
Family Participation12
III.B. Program Operations13
Program Hours13
Staff Ratio and Makeup14
Staff Training (PD)15
Summary – Staff18
Program Governance19
IV. Progress toward Objectives19
Objective 1 – Academic Achievement19
Objective 2 – Increased Involvement20
Objective 3 – Social Benefits and Positive Behavioral Changes22
Objective 4 – Community and Family23
Objective 5 – Serving those with Greatest Needs24
Objective 6 – Professional Development25
Objective 7 – Sustainability26
V. Overall Recommendations and Action Plan26
VI. Dissemination of Evaluation27
VII. Appendix A - Teacher Survey Results 28
VIII. Appendix B - Student Survey Results 65

**Statewide Evaluation
ISBE 21st Century Community Learning Center Program
Richland County CUSD#1
2021-2022**

I. Grant Information

As part of the FY22 21st Century Community Learning Centers (21stCCLC) Cohort 15, the Richland County Community Unit School District #1 served students and families who attended the Richland County Middle School and the Richland County Elementary School during the 2021/22 school year through a 21st Century Community Learning Centers Program grant. Grades supported through the program included middle school grades 6-8 and Richland County Elementary grades K-5. The parochial school, St. Joseph's Catholic School, also sends students to the program. The program was offered from September 2021-April 2022, and a three-week summer program was offered in June 2022. The district also has a high school (grades 9-12) not served by the grant.

Effective July 1, 2014, the East Richland CUSD#1 annexed in the West Richland CUSD#2 school district, creating a county-wide district for Richland County. July 1, 2015, the new district name legally changed to: Richland County Community Unit School District #1. This also created changes to school building names and 21stCCLC program sites for the 2015/16 school year. The elementary school is now called Richland County Elementary School, the Middle School is now called Richland County Middle School, and the high school is now called Richland County High School. The West Richland Elementary School closed at the end of the 2014/15 school year. Those students now attend the Richland County Elementary School.

21st CCLC sites now include Richland County Elementary School (East & West) and Richland County Middle School.

II. Overview and History of Program

Program Goals

The intended outcomes of the 21st CCLC program remained consistent for the 2021-2022 school year. Students who regularly attend (45 hrs+) the 21st CCLC programs provided by RCCU#1 will be more successful transitioning into high school and later in life into college or career because of the skills and confidence gained through their participation. By "front-loading" the students and preparing the families for the successes to come, the too often accepted expectations of growing up in poverty will be replaced by self-confidence, planning, and goal setting. The mentoring offered by program, school, and community members for the students and families will make a difference in the lives of the students and the community.

The 2021-2022 program year again presented some challenges. Although the school district's 21st CCLC program was able to offer in-person programming, caution still had to be taken with regards to COVID-19. In order to safely offer in-person programming at the elementary sites,

21st CCLC staff cohorted groups of students again based on school day grade/classroom assignments to the greatest extent possible. This was done to minimize exposure to different students and address some behavioral issues the program faced. Further, students were required to stay in their cohorts throughout the program day. Instead of random choices for students daily, students were scheduled on a rotating basis to participate in extension activities such as art, music, STEM, library/literacy and cooking. All students received academic support and homework assistance, as well.

Cohorted groups were not established at the middle school, however, detailed attendance was maintained to ensure ease of tracking for COVID-19 if needed. Due to the structure of the middle school day with students being exposed to multiple students at the school, it was felt that cohorts for the 21st program were not necessary and more student choice was available.

Overall, the primary focus of the 21st CCLC program for the 2021-2022 SY was to continue to address learning loss that occurred due to COVID-19 and to provide enrichment for students to explore ideas and career paths that will help them to make future decisions. In addition, the 21stCCLC program offered 3 weeks of summer programming devoted to academics and enrichment activities.

II.A. Evaluation Methods

This report evaluates the 21st Century Community Learning Centers Program for the Richland County CUSD#1 in Richland County, Illinois. The data was collected in cooperation with the school day and 21st CCLC staff. The data and information was then reviewed and evaluated by internal evaluator Jennifer Tedford, past grant director, and outside evaluator Kristen Jurgilanis, former elementary school site coordinator. The outside evaluator utilizes knowledge of prior experience with the grant and that of the school district to evaluate the program. The evaluators may be contacted at the Richland County CUSD #1 618-395-8540, or by email at jtford@rccul.net and kjurgilanis@rccul.net.

The questions considered necessary were “how can we, as a community and school,

- 1) collaboratively work with low performing public and private schools;
- 2) provide students with academic enrichment opportunities, activities designed to complement the students’ regular academic programs, in addition to increasing college and career readiness and citizenship readiness skills;
- 3) address the decreasing levels of student and parent engagement in program participation.

Data collection methods:

Program staff work closely with school day office staff to collect the data required to prepare a thorough and complete evaluation that will improve the program in the future. Data collected include, but are not limited to:

School day data collected:

- school day attendance,

- grades,
- high stakes test scores (IAR),
- teacher surveys,
- behavior/office referrals.

After School program data collected:

- attendance data,
- free and reduced lunch information,
- racial/ethnic group information,
- gender,
- ELL status,
- contact information,
- activities attended,
- student surveys,
- parent surveys.

The data collected to inform the evaluation occurs throughout the program year. The 21st CCLC grant director is an administrator already employed within the school district (program grantee) and has access to student specific evaluation data. Survey data including student and teacher surveys are collected by site coordinators at the end of the spring term.

III. Program Implementation

III.A. Students Served

Recruitment and Retention of Students

Students are identified and selected for participation in the program through a variety of **recruitment** strategies. The Richland County CUSD#1's 21st CCLC recruited those students who were the lowest-achieving and in the most need of academic assistance. Referrals and requests were made by classroom teachers, school administrators, school counselors, parents, agency groups, and the students themselves. Students were accepted into the program due to academic need, social-emotional need, lack of before- and/or after-school supervision, or interest in programs offered. Students referred by classroom teachers with the greatest academic needs were given priority of enrollment to help address the learning loss that continued since school closures and remote instruction as a result of COVID-19.

Retention strategies were not a significant focus for the program during the 2021-2022 school year. Site managers' efforts were placed on securing adequate staff to provide strong academic support to student groups and to develop engaging programming that motivated students to attend while aligning with state learning standards.

Student Enrollment by Site

The data in this section includes Student Enrollment by Site over the reported year(s) of the program.

Summer Enrollment By Site:

Site Name: Richland County Elementary - East	Su19	Su20
Total Unduplicated Enrollment	92	0
a) Number of students attending less than 30 days	92	0
b) Number of students attending 30-59 days	0	0
c) Number of students attending 60-89 days	0	0
d) Number of students attending 90+ days	0	0

Site Name: Richland County Elementary - West	Su19	Su20
Total Unduplicated Enrollment	40	42
a) Number of students attending less than 30 days	40	42
b) Number of students attending 30-59 days	0	0
c) Number of students attending 60-89 days	0	0
d) Number of students attending 90+ days	0	0

Site Name: Richland County Middle School	Su19	Su20
Total Unduplicated Enrollment	71	61
a) Number of students attending less than 30 days	71	61
b) Number of students attending 30-59 days	0	0
c) Number of students attending 60-89 days	0	0
d) Number of students attending 90+ days	0	0

Summer 2021 Enrollment By Site:

*Note that starting in Summer 2021, attendance data must be reported in hours instead of days.

Site Name: Richland County Elementary - East	Su21	Su22
Total Unduplicated Enrollment	0	0
a) Number of students attending less than 15 hours	0	0
b) Number of students attending 15-45 hours	0	0
c) Number of students attending 46-90 hours	0	0
d) Number of students attending 91 – 180 hours	0	0
e) Number of students attending 181-270 hours	0	0
e) Number of students attending 271+ hours	0	0

Site Name: Richland County Elementary - West	Su21	Su22
Total Unduplicated Enrollment	145	96
a) Number of students attending less than 15 hours	25	20
b) Number of students attending 15-45 hours	97	76
c) Number of students attending 46-90 hours	23	0
d) Number of students attending 91 – 180 hours	0	0
e) Number of students attending 181-270 hours	0	0
e) Number of students attending 271+ hours	0	0

Site Name: Richland County Middle School	Su21	Su22
Total Unduplicated Enrollment	100	62
a) Number of students attending less than 15 hours	20	18
b) Number of students attending 15-45 hours	80	44
c) Number of students attending 46-90 hours	0	0
d) Number of students attending 91 – 180 hours	0	0
e) Number of students attending 181-270 hours	0	0
e) Number of students attending 271+ hours	0	0

Fall-Spring Enrollment By Site:

Site Name: Richland County Elementary - East	FY19	FY20	FY21
Total Unduplicated Enrollment	125	127	90
a) Number of students attending less than 30 days	22	10	16
b) Number of students attending 30-59 days	27	35	48
c) Number of students attending 60-89 days	51	68	15
d) Number of students attending 90+ days	25	14	11

Site Name: Richland County Elementary - West	FY19	FY20	FY21
Total Unduplicated Enrollment	61	121	134
a) Number of students attending less than 30 days	13	14	21
b) Number of students attending 30-59 days	21	46	46
c) Number of students attending 60-89 days	19	56	50
d) Number of students attending 90+ days	8	5	17

Site Name: Richland County Middle School	FY19	FY20	FY21
Total Unduplicated Enrollment	171	144	126
a) Number of students attending less than 30 days	69	59	73
b) Number of students attending 30-59 days	43	56	45
c) Number of students attending 60-89 days	43	28	8
d) Number of students attending 90+ days	16	1	0

Site Name: Richland County Elementary - East	FY22
Total Unduplicated Enrollment	92
a) Number of students attending less than 15 hours	4
b) Number of students attending 15-44 hours	13
c) Number of students attending 45-89 hours	21
d) Number of students attending 90 – 179 hours	46
e) Number of students attending 181-270 hours	8
e) Number of students attending 271+ hours	0

Site Name: Richland County Elementary - West	FY22
Total Unduplicated Enrollment	151
a) Number of students attending less than 15 hours	5
b) Number of students attending 15-45 hours	13
c) Number of students attending 46-90 hours	36
d) Number of students attending 91 – 180 hours	95
e) Number of students attending 181-270 hours	2
e) Number of students attending 271+ hours	0

Site Name: Richland County Middle School	FY22
Total Unduplicated Enrollment	170
a) Number of students attending less than 15 hours	31
b) Number of students attending 15-45 hours	58
c) Number of students attending 46-90 hours	35
d) Number of students attending 91 – 180 hours	34
e) Number of students attending 181-270 hours	9
e) Number of students attending 271+ hours	3

Demographics of students, by site:

Site Name: Richland County Elementary - East	FY20	FY21	FY22
Total Unduplicated Enrollment	127	90	92
Male	74	44	41
Female	53	46	51
Not reported/Other	0	0	0
PK	0	0	0
K	0	0	0
1	0	0	0
2	0	0	0
3	26	27	29
4	49	32	28
5	52	31	35
6	N/A	N/A	N/A
7	N/A	N/A	N/A
8	N/A	N/A	N/A
9	N/A	N/A	N/A
10	N/A	N/A	N/A
11	N/A	N/A	N/A
12	N/A	N/A	N/A
American Indian/Alaska Native	1	1	0
Asian/Pacific Islander	0	0	1
Black or African American	2	1	0
Hispanic or Latino	7	3	2
White	112	81	84
Multiracial	5	4	5
Do Not Know	0	0	0
Limited English Proficient Students	1	1	0
Students with Disability (Not LEP)	27	13	18
Students Receiving Free or Reduced Lunch	100	55	63

Site Name: Richland County Elementary - West	FY20	FY21	FY22
Total Unduplicated Enrollment	121	134	151
01Male	70	75	75
Female	51	57	76
Not reported/Other	0	2	0
PK	0	0	0
K	33	34	45
1	40	37	27

2	35	46	42
3	13	5	18
4	0	6	9
5	0	6	10
6	N/A	N/A	N/A
7	N/A	N/A	N/A
8	N/A	N/A	N/A
9	N/A	N/A	N/A
10	N/A	N/A	N/A
11	N/A	N/A	N/A
12	N/A	N/A	N/A
American Indian/Alaska Native	0	0	0
Asian/Pacific Islander	0	0	1
Black or African American	3	1	3
Hispanic or Latino	2	3	4
White	107	124	136
Multiracial	9	4	7
Do Not Know	0	2	0
Limited English Proficient Students	0	0	1
Students with Disability (Not LEP)	8	10	16
Students Receiving Free or Reduced Lunch	89	84	113

Site Name: Richland County Middle School	FY20	FY21	FY22
Total Unduplicated Enrollment	144	126	170
Male	84	71	105
Female	60	55	65
Not reported/Other	0	0	0
PK	N/A	N/A	N/A
K	N/A	N/A	N/A
1	N/A	N/A	N/A
2	N/A	N/A	N/A
3	N/A	N/A	N/A
4	N/A	N/A	N/A
5	N/A	N/A	N/A
6	54	49	67
7	51	40	51
8	39	37	52
9	N/A	N/A	N/A

10	N/A	N/A	N/A
11	N/A	N/A	N/A
12	N/A	N/A	N/A
American Indian/Alaska Native	0	0	1
Asian/Pacific Islander	2	1	1
Black or African American	6	2	3
Hispanic or Latino	8	6	9
White	120	113	152
Multiracial	8	4	4
Do Not Know	0	0	0
Limited English Proficient Students	0	0	1
Students with Disability (Not LEP)	30	26	40
Students Receiving Free or Reduced Lunch	96	79	111

Average Daily Attendance:

For each site, include data on average daily attendance.

Average daily attendance by site:

Site Name: Richland County Elementary - East	SU 19 FY 20	SU 20 FY 21	SU 21 FY 22
Overall Average Daily Attendance (ADA)	66	N/A	N/A
a) ADA for Summer Program	7	N/A	N/A
b) ADA for Afterschool Program	62	N/A	N/A
c) ADA for Before School Program	N/A	N/A	N/A
d) ADA for weekend/holiday Program	N/A	N/A	N/A

Site Name: Richland County Elementary - West	SU 19 FY 20	SU 20 FY 21	SU 21 FY 22
Overall Average Daily Attendance (ADA)	60	64*	104*
a) ADA for Summer Program	7	25*	71*
b) ADA for Afterschool Program	57	64*	109*
c) ADA for Before School Program	N/A	N/A	–
d) ADA for weekend/holiday Program	N/A	N/A	N/A

*ADA data reflects both the Richland County Elementary East & West Site combined and sites were not separated out during the 2021-2022 school year.

– ADA breakdown in data was not available for the before and after school attendance

Site Name: Richland County Middle School	SU 19 FY 20	SU 20 FY 21	SU 21 FY 22
Overall Average Daily Attendance (ADA)	41	56	51
a) ADA for Summer Program	6	79	45
b) ADA for Afterschool Program	40	33	52
c) ADA for Before School Program	N/A	N/A	N/A
d) ADA for weekend/holiday Program	N/A	N/A	N/A

Summary

Data: Further measures to compare data in the future will need to be adjusted due to the change in reporting requirements for attendance from days to hours.

Challenges: It continues to be difficult to keep accurate hourly attendance for the before school program due to bus schedules for a rural program and students entering the program location at varying times due to parent drop-off. Some discrepancies noted between the ADA for the RCES East/West sight noted between the FY 21 and FY 22 years. However, overall data seems to reflect that the overall ADA has remained consistent.

Program Improvement: A next step to improve attendance for the upcoming year, is to implement a monthly monitoring of attendance and communication with students and parents for those attending less than 30% of the time offered during each month. In doing this, the program can ensure that we are fully serving the intended population and addressing barriers that are preventing students from attending fully and receiving optimal benefits of the program. By interviewing these students and making personal connections, leadership would better understand why some students leave early or drop out of the program and guide decisions and adjustments to programming if indicated.

Family Participation

Richland County Elementary (East & West) & Richland County Middle School Sites in collaboration with School District programs		
Date	Activity	# of Participants
December 16, 2021	Helpful Holidays/Winter Drive Through Event	23 families of 21st CCLC enrolled students

The family programming was provided collaboratively with the staff and funds from 21st CCLC along with other school district and community resources. They provided families with a combination of educational and engagement activities they could do at home with their students. The table provided gives information for the number of families who participated. Currently, no purpose is served in having parents report which program/grant has brought them to the event. The goal is to have a family engagement/education program that serves as many people as possible without creating a hardship for families to choose between family time and attending school functions.

Summary

Data: Family programs were again limited during the 2021-2022 school year due to continued health guidelines and staffing turnover. Data reflects one family per event and does not take into account multiple children enrolled in the overall percentage. Data will need to be further broken down to gather a truly accurate picture of what percentage of students have a family member participate.

Challenges: Finding a mutually agreeable time for families to attend activities continues to be a challenge for the 21st CCLC program as well as the other district programs. Family work and activity schedules are already full. Finding topics that parents/families are willing to make the effort to attend and take time away from other commitments or relaxation time is difficult. If the activity offered is not easily connected or relevant to everyday life, the perceived value is low and so is attendance. During the 2021-2022 school year, many of the events normally held were canceled or held in a different format again due to health concerns.

Program Improvement: As the program continues to serve a large population of low income students and their families, it is recommended that program staff participate in professional learning focused on family engagement. Reflection on past data indicates that parents/families are more engaged and likely to participate when their student has more of a performance role in activities (e.g. student-led presentations, talent shows). The family programming provided through the school district programs can provide entertainment in a manner that is wholesome, structured, systematic, and educationally focused while creating connections with the families.

III.B. Program Operations

Program Hours by Site:

Site Name: Richland County Elem - East Hours of Operation – School Year	FY 20	FY 21	FY 22
Total Number of Weeks Site is Open	28	28	28
Typical Number of Days per Week	4	4	5
Typical Number of Hours per Week	12	12	12

Site Name: Richland County Elem - West Hours of Operation – School Year	FY 20	FY 21	FY 22
Total Number of Weeks Site is Open	28	28	28

Typical Number of Days per Week	4	4	5
Typical Number of Hours per Week	12	12	12

Site Name: Richland County Middle School Hours of Operation – School Year	FY 20	FY 21	FY 22
Total Number of Weeks Site is Open	28	28	28
Typical Number of Days per Week	4	4	5
Typical Number of Hours per Week	12	12	12

Staffing:

Staff Ratios and Makeup:

All 21st CCLC staff are part-time. The program does not employ any full-time staff. Staff sign-in and out daily to document time and effort.

Site Name: Richland County Elementary - East	FY 20	FY 21	FY 22
Staff:Student Ratio	1:5	1:4	1:4
# Volunteers	0	0	0
# Non-Teaching School Staff	4	3	3
# Certified Teachers	14	13	13
# Others-Administrators	7	8	9

Site Name: Richland County Elementary - East	SU 20	SU 21	SU 22
Staff: Student Ratio	0:0	0:0	0:0
# Volunteers	0	0	0
# Non-Teaching School Staff	0	0	0
# Certified Teachers	0	0	0
# Others-Administrators	0	0	0

Site Name: Richland County Elementary - West	FY 20	FY 21	FY 22
Staff: Student Ratio	1:7	1:5	1:6
# Volunteers	0	0	0
# Non-Teaching School Staff	4	3	3
# Certified Teachers	5	14	13
# Others-Administrators	8	9	9

Site Name: Richland County Elementary - West	SU 20	SU 21	SU 22
Staff: Student Ratio	1:3	1:3	1:3
# Volunteers	0	1	0

# Non-Teaching School Staff	2	8	6
# Certified Teachers	11	27	21
# Others-Administrators	2	11	4

Site Name: Richland County Middle School	FY 20	FY 21	FY 22
Staff: Student Ratio	1:5	1:8	1:10
# Volunteers	0	0	0
# Non-Teaching School Staff	7	4	4
# Certified Teachers	12	10	8
# Others-Administrators	10	1	4

Site Name: Richland County Middle School	SU 20	SU 21	SU 22
Staff: Student Ratio	1:5	1:4	1:4
# Volunteers	0	0	0
# Non-Teaching School Staff	2	7	2
# Certified Teachers	7	13	11
# Others-Administrators	3	7	3

Staff Training - Richland County Elementary School - East/West:

Date	Title/Topic	Duration (hours)	# Staff Attending	Provider
9/3/2021	Beginning of the year training & meeting	.5	22	RCES East/West Site Coordinator
9/8/2021	The September Membership Exchange	1	1	ACT NOW
9/30/2021	Illinois Quality Afterschool Webinar: Better Together—Tools for Powerful Partnerships	1	1	Illinois Quality After School/AIR
10/20/21	21st CCLC Virtual Fall Workshop	Multiple Sessions	4	Illinois Quality After School/AIR
10/28/21	Illinois Quality Afterschool Webinar: If You've Got It, Use It—Spending for Impactful Programs	1	1	Illinois Quality After School/AIR

11/2/21	Family Engagement STEM Webinar	1	1	ACT NOW
11/17/21	Positive Leadership	1	2	Jon Gordon
11/18/21	Responding to Health Needs in Afterschool	1	2	Illinois Quality After School/AIR
12/16/21	Staffing Up: Strategies to Build a Strong Workforce	1	1	Illinois Quality After School/AIR
1/18/22	Spring 2022 21st CCLC Benchmarking Tool Webinar	1	1	NIU/ISBE
1/27/22	Tapping into District Resources to Grow and Sustain Your Program	1	1	Illinois Quality After School/AIR
2/23/22	Preparing Your Staff for Summer Success	1	1	Illinois Quality After School/AIR
4/6/22-4/10/22	Power of Positive Summit	4	2	Jon Gordon
4/7/22	STEM	1	1	ACT NOW
4/19/22	What Can Your Program Data Tell You?	1	1	AIR/ISBE
5/2/22	Project Directors' Meeting		1	AIR/ISBE
5/2/22	PRECONFERENCE: Afterschool for All		1	AIR/ISBE
5/3/22	Spring Conference Opening Session		1	AIR/ISBE
5/4/22	Spring Conference General Session		1	AIR/ISBE
5/4/22	Evaluation and Equity: Strategies and Perspectives	1	1	AIR/ISBE

5/10/22	Social and Emotional Learning (SEL) Afterschool	1	1	Illinois Quality After School/AIR
---------	---	---	---	-----------------------------------

Staff Training - Richland County Middle School:

Date	Title/Topic	Duration (hours)	# Staff Attending	Provider
1/28/2022	Family Well-Being Across the Lifespan	1	1	National Association of Social Work
1/31/2022	Intersections between Trauma and Addiction	1	1	National Association of Social Work
2/8/22	Living in Fear: Effects of Domestic Violence on Children	2	1	Regional Office Of Education #21
2/24/22	Core DEC Awareness- Identifying Drug Endangered Children: A Collaborative Approach	1.5	1	Lincoln Prairie Behavioral Health Center
3/4/22	A Closer Look: Trauma Related Case Studies	1.5	1	Lincoln Prairie Behavioral Health Center
3/14/22	What Works with Teens: Evidence Based Practice for Clinicians	1	1	National Association of Social Work
3/14/22	Sexual Harassment Prevention Training	1	1	Oakton Community College
3/14/22	Mandated Reporter Training	1	1	Department of Children

				and Family Services
4/13/22	Part 1: Understanding Behavior through a Brain Based Lens	1.5	1	Lincoln Prairie Behavioral Health Center
4/20/22	Part 2: Understanding Behavior through a Brain Based Lens	1.5	1	Lincoln Prairie Behavioral Health Center

Summary - Staffing

Data:

- Complete turnover of the administrative staff within the program at the end of the 2021-2022 school year.
- Instructional staff participate in professional learning provided by the school district. The grant director and some site coordinators are able to attend professional learning targeted at after school. However, all instructional staff are unable to attend after school specific training due to staff being regular school day teachers or employed full time outside of the program and all training is offered during the school and/or work day.
- The ratio of staff to students is a priority of the program to help address the learning loss due to COVID 19.

Challenges:

- As current staff retire from the certified teaching positions, they leave the program and the program is unable to fill those vacated positions.
- Commitment: Staff commitment to the program. Many absent staff require administrators to find subs for the program on short notice.
- Participation: Student and parent commitment to full participation in the program.
- Professional Learning: Professional development activities are available to all, and in a variety of formats relevant to the needs of the program and individuals. However, most staff will only participate in the required professional learning opportunities provided by the school district. Also, the grant director and some site coordinators are able to attend professional learning targeted at after school programming and its improvement, however, all instructional staff are unable to attend after school specific training due to staff being regular school day teachers or employed full time outside of the program and all trainings are offered during the school and/or work day.

Program Governance

The 21st CCLC program for the Richland County CUSD#1 is organized by program leadership including a project director and site directors. The project director is fundamentally in charge of compliance, the budget, data collection, and aggregation for reporting purposes. The project director meets regularly with school day staff and administration, district administration and accounting office staff, site directors, and site office staff. The project director also attends meetings and professional development. Site directors are responsible for the day-to-day operation of the programs and sites. Site directors create schedules, assist with program development, find substitutes, handle discipline issues, and parent concerns.

In addition to leadership/administrative staff, an Advisory/Stakeholder's Board also exists. This group meets not less than once per year to receive updates, provide feedback, and help make decisions for the program going forward. Student input is also gathered through surveys and informal, anecdotal conversations. Parent/family input is gathered using surveys and anecdotal information. Due to COVID-19 the program has been unable to host its annual Stakeholders meeting. The meeting will be held in person once again during the spring term of 2022-2023.

IV. Progress toward Objectives

Objective 1: Participants in the program will demonstrate increased academic achievement.

IAR data was reviewed but objective progress based on the data should be interpreted with caution due to the return to standardized testing results following COVID-19. Data from the End-of-the-Year Teacher Survey was reviewed and results are included in **appendix A**. This survey is administered annually at the end of the program school year. Academic data does not include summer growth.

Activities:

Academic tutoring and homework assistance was offered to students who attended the program at all three sites. Certified teachers familiar with grade level content were utilized to the greatest extent possible.

Measures, Data Collection, and Analysis:

- Teacher surveys (end of year)
- IAR data

Limitations of Data:

IAR data continues to reflect the impact of COVID-19 on student learning loss and provides little comparison of growth. Further student inconsistency with attendance also impacts the data. Survey data is based on the current year only and no outside factors accounted for in the student

academic performance. Programming begins early in the school year and changes in academic habits and behaviors may not clearly be reflected in the data.

Challenges:

Teacher Surveys reflect bias. Outside factors may impact student academic performance that is not accounted for in the survey data. Limited IAR data and learning loss present due to disrupted and modified instruction and assessments during the 2019-2020, 2020-2021, 2021-2022 school years.

Summary and Recommendations:

All sites offer devoted homework/tutoring time each day. The middle school site director checks grades and has implemented a policy reflective of students who play sports. If a student is flunking a class, he/she is not eligible for the enrichment and fun portions of the program until that situation is rectified.

Site directors are in constant contact with school day counselors, teachers, and administrators. Staff can be assigned to monitor student grades at the elementary level and make sure students receive targeted intervention/instruction during the program.

Finally, all sites offer additional homework/tutoring time each morning for 1 hour before school starts. Students are able to bring in any work they were unable to complete at home for assistance from certified teachers or have the teachers assist them in studying for an upcoming test or quiz.

Objective 2. Participants will demonstrate an increased involvement in school activities and will have opportunities in other subject areas such as technology, arts, music, theater, and sports and other recreation activities.

Activities:

During the 2021-2022 program year, students at RCMS continued to have opportunities to choose and participate in a variety of diverse activities during club time. Grade level homework help and tutoring were part of programming each day. All students were assigned to a designated room for the academic time. During that time, students had support with current homework or working with staff to build skills. Following academic time, students are able to choose from a variety of activities offered. Activities include music/dance, community service projects, technology, physical activities, and literacy. At RCES East and West the programs operated similarly in that a specific time each day was dedicated to academic support with students being assigned to a homeroom for a specific amount of time. During this time, students participated in skill building activities in reading and math (younger grades), while the older grades were more focused on homework help and support. Homeroom teachers are then responsible for developing plans to incorporate enrichment activities into the remainder of the programming day. Activities included gross motor time, library access, cooking club (math enrichment), art activities, and science labs. Outside resources were available on a limited basis. For example, Ag in the

Classroom provided agriculture based lessons for students 2nd-5th grade during the summer 2022.

Measures, Data Collection, and Analysis:

Attendance in activities is tracked on a daily basis. Attendance at each program site is tracked upon student arrival to the morning sessions and during snack distribution after school. Students must be signed out at RCES East and West by an adult to leave the program before dismissal time. Students at RCMS are allowed to sign themselves out with prior approval from parents. Finally, school day attendance is mandatory for students to attend the after school program.

Limitations of Data:

The program transitioned to collecting hourly attendance during the 2021-2022 school year as well as time dedicated to the participation in identified areas in accordance with the new federal guideline requirements. Systems for collecting data regarding hours of program offerings and student participation were not fully developed and in place to reflect the participation in the above mentioned areas.

Challenges:

Students' inconsistent arrival and departure times from the programs in the morning and after school make keeping hourly attendance challenging. During the 2021-2022 school year, program staff worked to implement systems for data collection but have continued to have some inconsistencies across sites. In addition, data collection regarding time students have access and the number of students accessing different areas continues to be challenging to collect and current data is unclear and requires further adjustments under the new reporting guidelines. Finally, individual variation in schedules and activities between cohorted groups make data collection challenging.

Summary and Recommendations:

In-person programming continued at all three sites during the 2021-2022 school year. Homework help and tutoring (academic based services) were an essential part of morning and after school programming. All students had opportunities to participate in enrichment activities that included music and movement, art, STEM, literacy, and gross motor/physical development. It is recommended that data regarding attendance and access to activities be interpreted with caution and program administration continue to review data collection measures and adjust to ensure valid data for easier reporting. It is further recommended that staff begin to incorporate more outside the school site opportunities for students to engage and enhance their program experience again with the less stringent health and safety guidelines following COVID 19.

Objective 3. Participants in the program will demonstrate social benefits and exhibit positive behavioral changes.

Activities:

The implementation of cohorted groups at RCES East and West sites allowed students to build strong positive relationships with their assigned teacher. Clear and consistent expectations for students positively impacted the social-emotional environment for students during programming hours. Furthermore, the “less structured” and more “laid back” environment, allowed students more opportunities to interact with peers socially throughout the program while providing them with activities to promote social development, teamwork and problem solving.

Measures, Data Collection, and Analysis:

The classroom teacher survey data is collected at the end of the school year program related to student’s changes in behavior and social interactions. Survey data is reviewed to inform progress towards the objective.

Limitations of Data:

Only two pieces of data are collected. Teacher bias can come into play with the surveys. Classroom teacher surveys, collected at the end of the program only, do not allow for adjustments to be made until the next year.

Challenges:

Many students that participate in the program have issues outside of the program that negatively impact behaviors. Often behaviors that present themselves during the school day carryover into the after school program. The more laid back environment at times can contribute to unwanted or negative behavior occurring as minor behaviors can quickly escalate. Also, not all staff members work to create positive relationships with students, but participate instead for the additional pay. Those staff members are often rigid and do not allow students the flexibility that is encouraged for the after school setting.

Summary and Recommendations:

Site directors will make continued efforts to reinforce school day learning in the area of behavior and making good choices. Common vocabulary and on-going communication with building administration will be utilized to strengthen relationships and implement behavioral expectations aligned with school day expectations and behavioral goals. The more structured framework of programming at RCES East and West did result in less behavioral issues during the 2021-2022 school year both during the school day and during the after school program. Program staff should work with district transportation staff whereas most behavioral issues occur on the buses following program dismissal.

Objective 4. The 21st CCLC programs will provide opportunities for the community to be involved and will increase family involvement of the participating children.

Activities:

Families are invited to attend activities/events/educational opportunities that are offered collaboratively with the school district and community organizations. Involvement with community organizations has been limited due to the health and safety guidelines but have continued in some capacity (e.g. Ag in the Classroom). The program continues to co-plan and co-implement parent education and engagement activities with other district grants and initiatives (Title I, Preschool For All, Prevention Initiative).

Measures, Data Collection, and Analysis:

Attendance at events is recorded through registration sheets at each event. Completion of evaluation forms is a mandatory expectation at each event. Evaluation forms have been presented in electronic and paper formats.

Limitations of Data:

Evaluation forms are not completed by all participants. People who do not attend any/few events often do not ever complete a survey or evaluation form, thereby their voices/opinions are never heard.

Challenges:

Community involvement was limited to a few outside organizations during the 2021-2022 school year. Family engagement opportunities were extremely limited during the 2021-2022 program year as the program began to return to a more “normal state” following COVID-19. Further challenging was that families are busy and continuing to become more disengaged. Activities/events connected to school and after school programs are not a priority with so many other options available. People like/prefer technology based methods of getting information as opposed to face-to-face opportunities. Parents prefer to attend activities that improve the family unit or that include an entertainment element rather than singling out the parents.

Summary and Recommendations:

The 21st CCLC program collaborated with other district initiatives to offer “Drive Thru” events that targeted promoting the family unit and interactions at home. Activities related to literacy, and STEM were incorporated into the Drive-Thru event to support core standards and academics. Other formats for family engagement will continue to be explored and the program will continue to enlist community resources and other district initiatives to engage families.

Objective 5. Programs will provide opportunities, with priority given to all students who are lowest performing and in the greatest need of academic assistance.

Activities:

Prior to registration, program staff reach out to classroom teachers for recommendations on students who they feel are most at-risk and would benefit from participation in the after school program. School day teachers reach out to those parents and recommend the program. The program has found that the initial contact coming from the classroom teacher has a greater potential of recruiting students most in need of the after school program. Once teacher referrals have been enrolled, registration opens to additional students who have an interest in participating in the program and are invited/encouraged to attend the program are those that school day staff or community organizations have referred to as being at risk in some way. Other students are welcomed to the program.

Measures, Data Collection, and Analysis:

Data collected from sites reveal the demographics of the students who participated in the 21st CCLC program during 2021-2022.

Limitations of Data:

No limitations are viewed for the examination of this data. School day office staff and administration provide the necessary information about each student participant using student information system data.

Challenges:

Due to the rural location of the sites, some students who would benefit from the program were not able to attend due to transportation issues (transportation is provided, but only to bus stops, if a family member cannot make it to the bus stop, some students are not able to attend), family obligations (older students are needed to babysit younger students), or other obligations for the student (i.e. sports) or family members (i.e. work, taking care of aging parents). Another challenge is that oftentimes, lower performing students' parents do not want or allow them to participate. Often program staff and classroom teachers will reach out to parents to refer their child to the program and the parents will refuse.

Summary and Recommendations:

Current practices and procedures for recruiting and retaining at-risk students are working. Classroom teachers are the initial point of contact with parents to encourage students who are struggling academically to register for the program. This system has proven to be most effective in assisting the program to reach those with the greatest need and ensure we are servicing those in need of academic support.

Objective 6. Professional development will be offered by the programs and ISBE to meet the needs of the program, staff, and students.

Activities:

Professional development is offered to 21st CCLC staff in collaboration with other district professional development opportunities. Site directors host beginning of the year training for staff prior to the fall programming's start. Online virtual workshops/webinars focused on after school are available for staff for professional development purposes.

Measures, Data Collection, and Analysis:

A log of professional development activities provide documentation for data collection. Attendance at professional development activities is documented primarily through sign-in sheets or registration confirmation from each event. Sign-in sheets, training agendas, evaluation forms used to document attendance.

Limitations of Data:

All participants do not maintain comprehensive documentation of completed trainings. Professional development provided through the school district although relevant to education may not directly pertain to after school programming. The majority of after school professional development are attended by one or two staff members (i.e. project director and/or site coordinator).

Challenges:

The after-school program employs only part-time staff. Program staff work full-time school day jobs and stay after school to work the 21st CCLC program hours. The majority of the after school professional learning opportunities occur during regular school day hours and are inaccessible to program staff due to the scheduled times.

Summary and Recommendations:

21st CCLC program staff have access to and participate in professional development activities related to student learning and engagements. Due to scheduling conflicts the majority of program staff are unable to participate in after school trainings provided through ISBE, AIR, ACT Now and are only able to attend trainings provided by the program grant director and/or site coordinators. It is recommended that program administration reach out to organizations such as ISBE, AIR, ACT Now to see about opportunities for trainings to be provided during after school hours.

Objective 7. Projects will create sustainability plans to continue the programs beyond the federal funding period.

With the federal funding provided through the Nita M. Lowey 21st CCLC grant and some support from outside agencies and organizations, Richland County CUSD#1 has been able to offer a quality before and after school program to the students and families of Richland County since it was originally funded during the 2009-2010 school year. The increase in funding following the receipt of the 2015 cohort grant allowed RCCU #1 to expand their services and reach more students. Program staff have identified academic support and a safe environment as priorities for sustainability.

Currently, the program is unable to secure outside funding sources that will sustain the program at its current capacity when the cohort 15 funding cycle ends. Other district grant programs are being reviewed in an attempt to locate potential funding sources to support continued efforts. Outside access to financial contributions have been explored, however due to the rural location of the district and limited industries in the community, sustainable funding levels have not been secured to date.

Program staff has been fortunate to develop collaborative relationships with the 4-H and Ag in the Classroom providers in our county. Their programs also provide funding and staffing to offer children and families opportunities that would otherwise not exist. These partnerships continue to be a source of new ideas and prospects for our students. Their focus is on science, technology, engineering and mathematics (STEM), which is well aligned to several of our academic and college and career readiness goals for the 21st CCLC.

V. Overall Recommendations and Action Plans

Strengths:

- Classroom teachers are the best asset in the recruitment of students most in need of before and after school support.
- Academic tutoring and homework assistance offered to students who attended the program at all sites. Teachers report an improvement in student academic performance.
- Staff members are encouraged to offer programs and activities within their assigned cohorts that match the goals of the program in non-traditional ways.
- Program staff are knowledgeable in the Illinois Learning Standards and best practices in instruction.
- Program staff make positive connections and build relationships with the students in their groups.
- Families are invited to attend activities/events/educational opportunities that are offered collaboratively with the school district and community organizations.
- Strong referral system for students who are in need of programming through the schools and community.
- Many students have access to high quality academic support in a safe environment with supervision before and after school hours.

Challenges:

- Reduced enrichment opportunities due to academic focus to combat learning loss from COVID 19.
- Access to resources outside the school district and in the community. The school district is the primary source of help for school age children and their families by providing many of the supportive resources available in the community as a whole.
- Family Engagement- Disengagement of families from school and after school based functions in general.
- Transportation costs and the highly rural area. Many students enrolled in the program require district transportation home after the program in order for them to attend.
- Access to professional learning activities - The majority of program staff are regular school day teachers and staff and are unable to participate in professional learning opportunities provided by after school organizations such as AIR, ACT Now and ISBE.

Recommendations:

- Continue the on-going collaboration with classroom teachers for referrals and recruitment of students most in need of academic and/or social-emotional support offered by the after school program.
- Incorporate community resources back into programming to the greatest extent possible to promote career development and sustainability.
- Continue to explore current trends in family engagement strategies to increase family participation and collaborate with other district initiatives.
- Explore current professional development opportunities staff have access to and collaborate with district administration to secure training opportunities that support both school day and after school improvement.
- Continued networking and program advertising and promotions to build support for the program and sustainability efforts.

VI. Dissemination of Evaluation

This evaluation will be submitted electronically to the EDC to meet the requirements of the grant. In addition, the evaluation will be presented to the Richland County CUSD#1 School Board and administrators during the February 2023, school board meeting. This will be in conjunction with a presentation about the benefits of the 21st CCLC for the students of Richland County. After presentation to the Board of Education, the evaluation report will be posted on the district website for public review.

Appendix A:

Teacher Survey Results

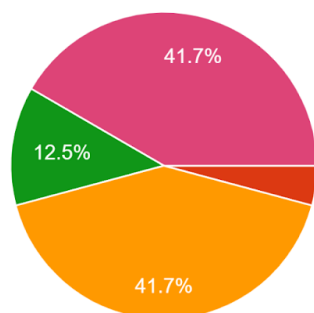
Richland County Middle School Site: Grades 6-8

The following pie charts illustrate the results of the teacher survey conducted with middle school teachers.

8th grade teacher survey data:

Turning in his/her homework on time.

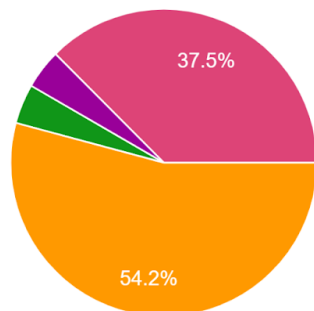
24 responses



- Significant Improvement
- Moderate Improvement
- Slight Improvement
- Slight Decline
- Moderate Decline
- Significant Decline
- Did Not Need to Improve (At an acceptable level of function at beginning of year)

Completing homework to your satisfaction.

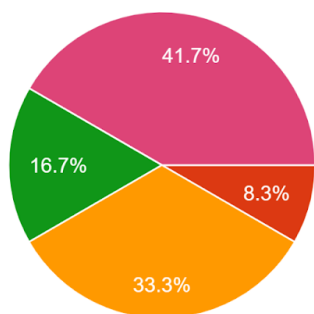
24 responses



- Significant Improvement
- Moderate Improvement
- Slight Improvement
- Slight Decline
- Moderate Decline
- Significant Decline
- Did Not Need to Improve (At an acceptable level of function at beginning of year)

Participating in class.

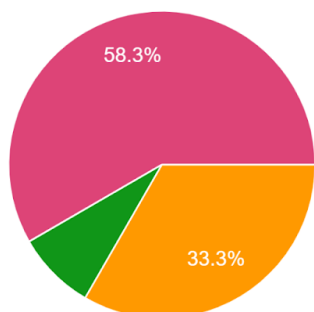
24 responses



- Significant Improvement
- Moderate Improvement
- Slight Improvement
- Slight Decline
- Moderate Decline
- Significant Decline
- Did Not Need to Improve (At an acceptable level of function at beginning of year)

Volunteering (e.g., for extra credit or more responsibilities).

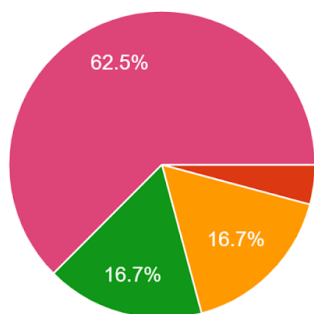
24 responses



- Significant Improvement
- Moderate Improvement
- Slight Improvement
- Slight Decline
- Moderate Decline
- Significant Decline
- Did Not Need to Improve (At an acceptable level of function at beginning of year)

Attending class regularly.

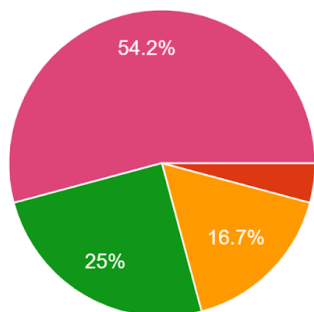
24 responses



- Significant Improvement
- Moderate Improvement
- Slight Improvement
- Slight Decline
- Moderate Decline
- Significant Decline
- Did Not Need to Improve (At an acceptable level of function at beginning of year)

Being attentive in class.

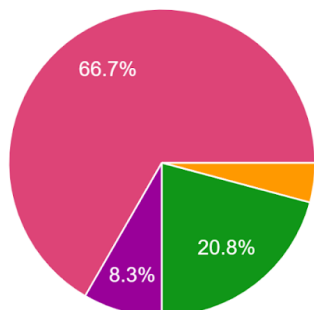
24 responses



- Significant Improvement
- Moderate Improvement
- Slight Improvement
- Slight Decline
- Moderate Decline
- Significant Decline
- Did Not Need to Improve (At an acceptable level of function at beginning of year)

Behaving well in class.

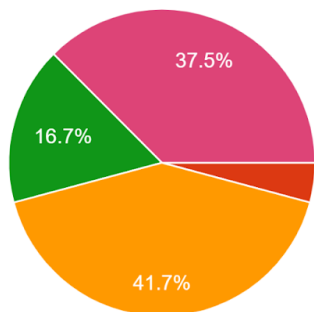
24 responses



- Significant Improvement
- Moderate Improvement
- Slight Improvement
- Slight Decline
- Moderate Decline
- Significant Decline
- Did Not Need to Improve (At an acceptable level of function at beginning of year)

Academic performance.

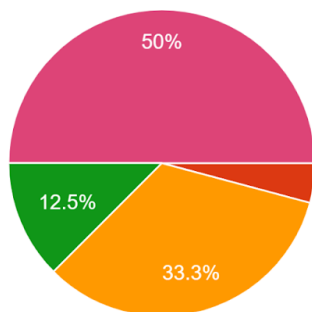
24 responses



- Significant Improvement
- Moderate Improvement
- Slight Improvement
- Slight Decline
- Moderate Decline
- Significant Decline
- Did Not Need to Improve (At an acceptable level of function at beginning of year)

Coming to school motivated to learn.

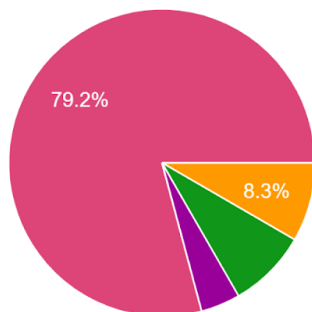
24 responses



- Significant Improvement
- Moderate Improvement
- Slight Improvement
- Slight Decline
- Moderate Decline
- Significant Decline
- Did Not Need to Improve (At an acceptable level of function at beginning of year)

Getting along well with other students.

24 responses

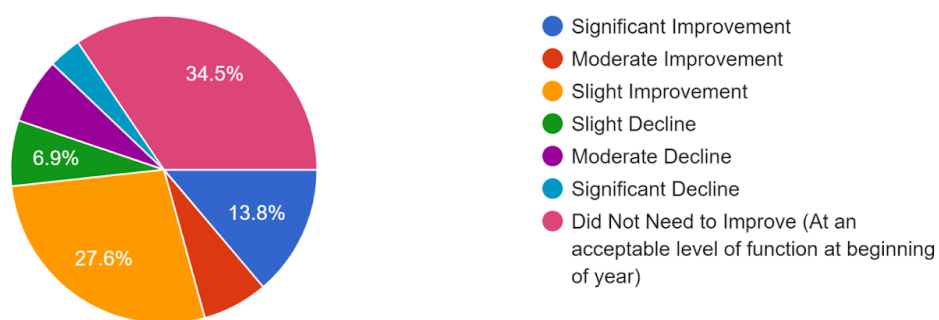


- Significant Improvement
- Moderate Improvement
- Slight Improvement
- Slight Decline
- Moderate Decline
- Significant Decline
- Did Not Need to Improve (At an acceptable level of function at beginning of year)

7th grade teacher survey data:

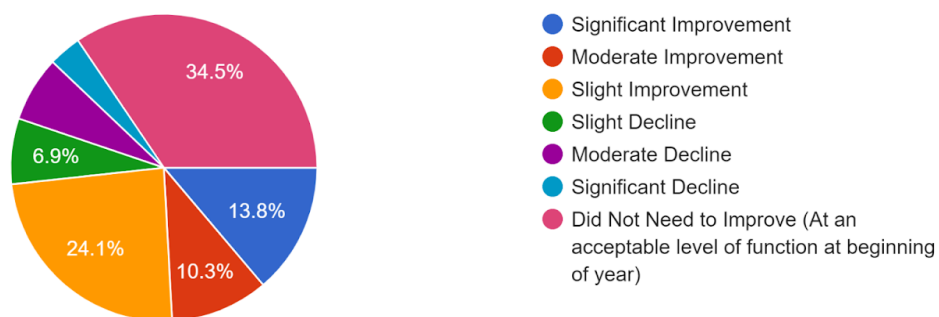
Turning in his/her homework on time.

29 responses



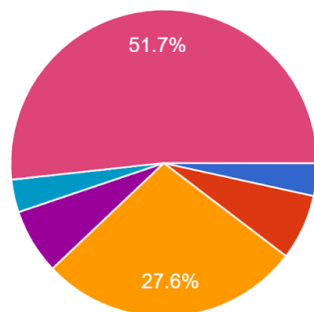
Completing homework to your satisfaction.

29 responses



Participating in class.

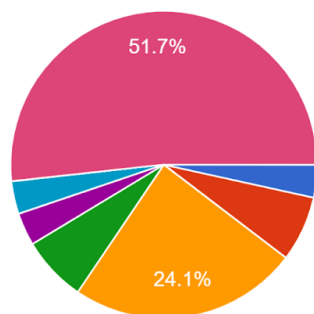
29 responses



- Significant Improvement
- Moderate Improvement
- Slight Improvement
- Slight Decline
- Moderate Decline
- Significant Decline
- Did Not Need to Improve (At an acceptable level of function at beginning of year)

Volunteering (e.g., for extra credit or more responsibilities).

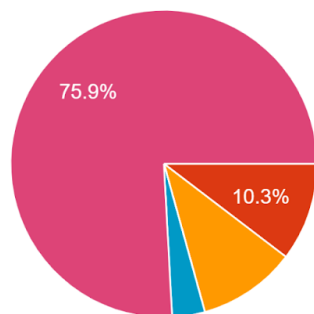
29 responses



- Significant Improvement
- Moderate Improvement
- Slight Improvement
- Slight Decline
- Moderate Decline
- Significant Decline
- Did Not Need to Improve (At an acceptable level of function at beginning of year)

Attending class regularly.

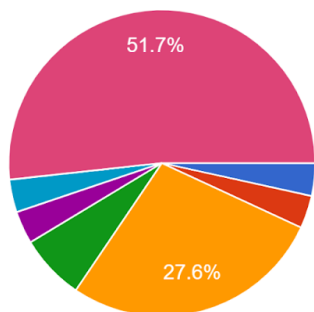
29 responses



- Significant Improvement
- Moderate Improvement
- Slight Improvement
- Slight Decline
- Moderate Decline
- Significant Decline
- Did Not Need to Improve (At an acceptable level of function at beginning of year)

Being attentive in class.

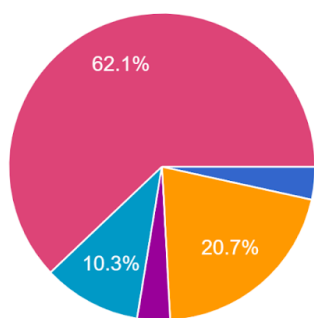
29 responses



- Significant Improvement
- Moderate Improvement
- Slight Improvement
- Slight Decline
- Moderate Decline
- Significant Decline
- Did Not Need to Improve (At an acceptable level of function at beginning of year)

Behaving well in class.

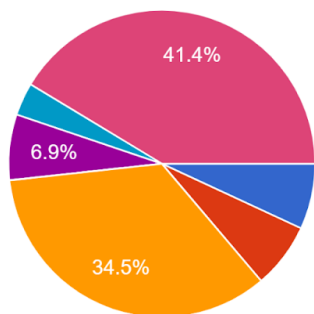
29 responses



- Significant Improvement
- Moderate Improvement
- Slight Improvement
- Slight Decline
- Moderate Decline
- Significant Decline
- Did Not Need to Improve (At an acceptable level of function at beginning of year)

Academic performance.

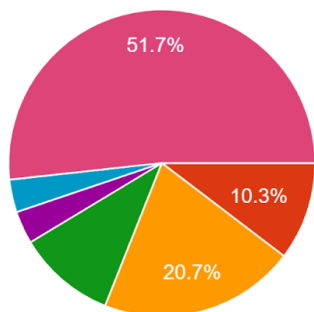
29 responses



- Significant Improvement
- Moderate Improvement
- Slight Improvement
- Slight Decline
- Moderate Decline
- Significant Decline
- Did Not Need to Improve (At an acceptable level of function at beginning of year)

Coming to school motivated to learn.

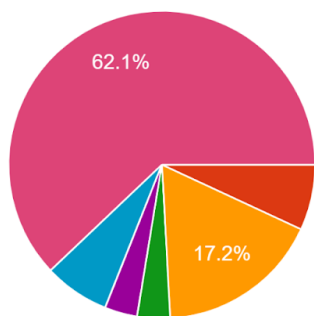
29 responses



- Significant Improvement
- Moderate Improvement
- Slight Improvement
- Slight Decline
- Moderate Decline
- Significant Decline
- Did Not Need to Improve (At an acceptable level of function at beginning of year)

Getting along well with other students.

29 responses

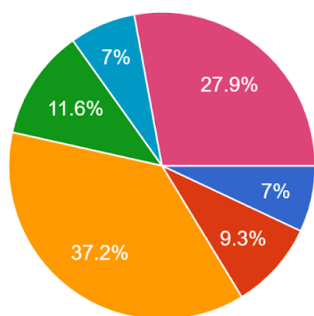


- Significant Improvement
- Moderate Improvement
- Slight Improvement
- Slight Decline
- Moderate Decline
- Significant Decline
- Did Not Need to Improve (At an acceptable level of function at beginning of year)

6th grade teacher survey data:

Turning in his/her homework on time.

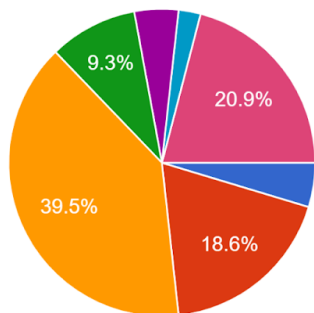
43 responses



- Significant Improvement
- Moderate Improvement
- Slight Improvement
- Slight Decline
- Moderate Decline
- Significant Decline
- Did Not Need to Improve (At an acceptable level of function at beginning of year)

Completing homework to your satisfaction.

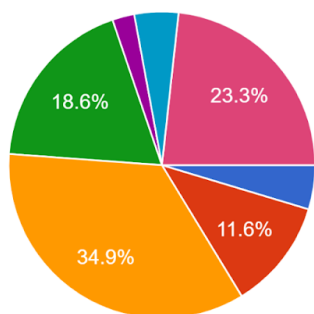
43 responses



- Significant Improvement
- Moderate Improvement
- Slight Improvement
- Slight Decline
- Moderate Decline
- Significant Decline
- Did Not Need to Improve (At an acceptable level of function at beginning of year)

Participating in class.

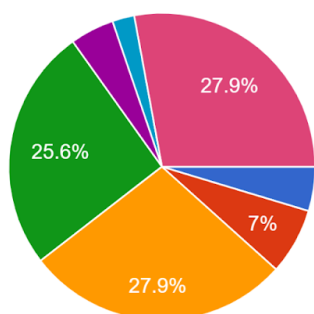
43 responses



- Significant Improvement
- Moderate Improvement
- Slight Improvement
- Slight Decline
- Moderate Decline
- Significant Decline
- Did Not Need to Improve (At an acceptable level of function at beginning of year)

Volunteering (e.g., for extra credit or more responsibilities).

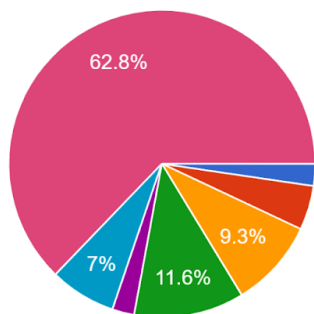
43 responses



- Significant Improvement
- Moderate Improvement
- Slight Improvement
- Slight Decline
- Moderate Decline
- Significant Decline
- Did Not Need to Improve (At an acceptable level of function at beginning of year)

Attending class regularly.

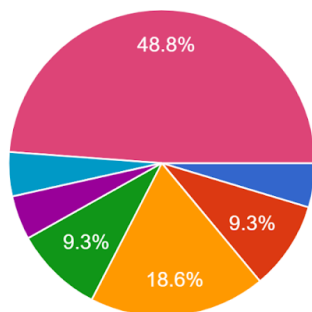
43 responses



- Significant Improvement
- Moderate Improvement
- Slight Improvement
- Slight Decline
- Moderate Decline
- Significant Decline
- Did Not Need to Improve (At an acceptable level of function at beginning of year)

Being attentive in class.

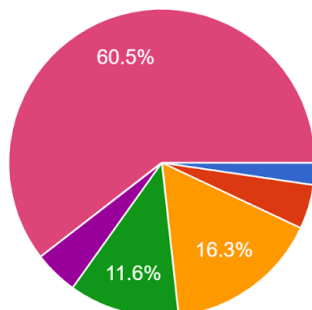
43 responses



- Significant Improvement
- Moderate Improvement
- Slight Improvement
- Slight Decline
- Moderate Decline
- Significant Decline
- Did Not Need to Improve (At an acceptable level of function at beginning of year)

Behaving well in class.

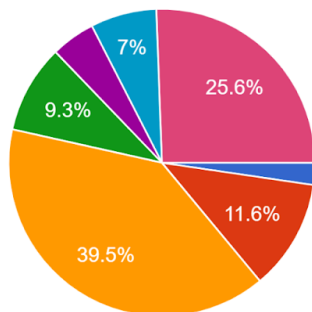
43 responses



- Significant Improvement
- Moderate Improvement
- Slight Improvement
- Slight Decline
- Moderate Decline
- Significant Decline
- Did Not Need to Improve (At an acceptable level of function at beginning of year)

Academic performance.

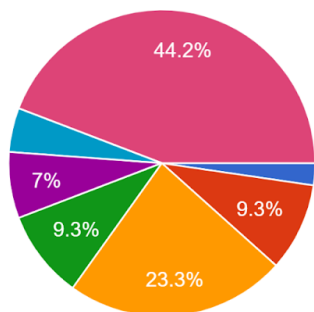
43 responses



- Significant Improvement
- Moderate Improvement
- Slight Improvement
- Slight Decline
- Moderate Decline
- Significant Decline
- Did Not Need to Improve (At an acceptable level of function at beginning of year)

Coming to school motivated to learn.

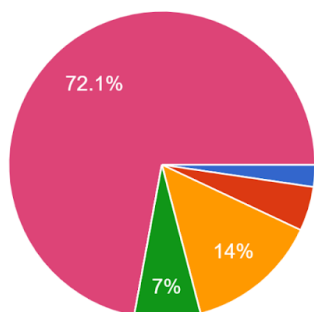
43 responses



- Significant Improvement
- Moderate Improvement
- Slight Improvement
- Slight Decline
- Moderate Decline
- Significant Decline
- Did Not Need to Improve (At an acceptable level of function at beginning of year)

Getting along well with other students.

43 responses



- Significant Improvement
- Moderate Improvement
- Slight Improvement
- Slight Decline
- Moderate Decline
- Significant Decline
- Did Not Need to Improve (At an acceptable level of function at beginning of year)

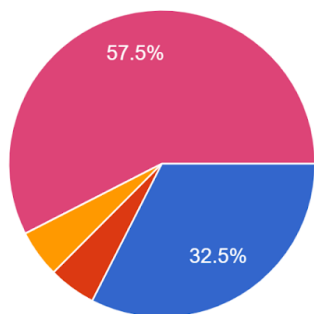
**Richland County Elementary School Sites (West/East)
Grades K-5th**

*** Survey data charts are combined for the RCES West & East sites for grades 3rd-5th**

5th grade teacher survey data:

Turning in his/her homework on time.

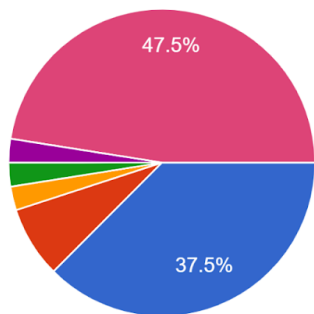
40 responses



- Significant Improvement
- Moderate Improvement
- Slight Improvement
- Slight Decline
- Moderate Decline
- Significant Decline
- Did Not Need to Improve (At an acceptable level of function at beginning of year)

Completing homework to your satisfaction.

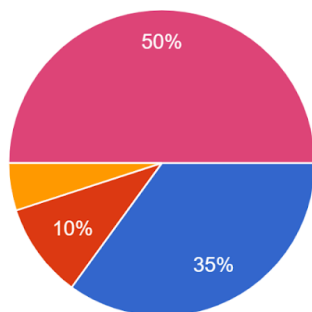
40 responses



- Significant Improvement
- Moderate Improvement
- Slight Improvement
- Slight Decline
- Moderate Decline
- Significant Decline
- Did Not Need to Improve (At an acceptable level of function at beginning of year)

Participating in class.

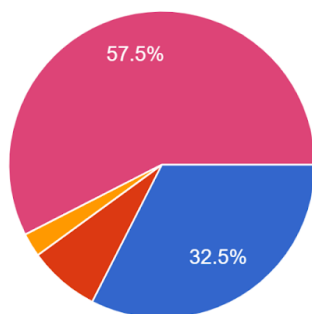
40 responses



- Significant Improvement
- Moderate Improvement
- Slight Improvement
- Slight Decline
- Moderate Decline
- Significant Decline
- Did Not Need to Improve (At an acceptable level of function at beginning of year)

Volunteering (e.g., for extra credit or more responsibilities).

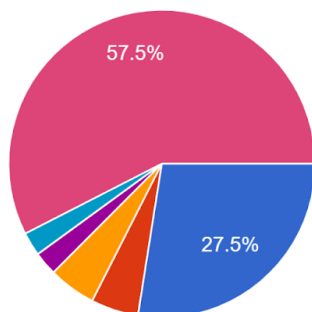
40 responses



- Significant Improvement
- Moderate Improvement
- Slight Improvement
- Slight Decline
- Moderate Decline
- Significant Decline
- Did Not Need to Improve (At an acceptable level of function at beginning of year)

Attending class regularly.

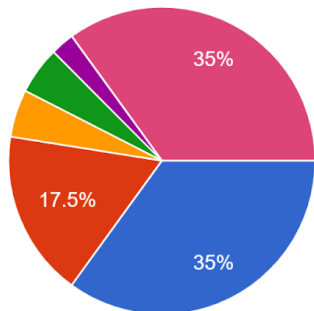
40 responses



- Significant Improvement
- Moderate Improvement
- Slight Improvement
- Slight Decline
- Moderate Decline
- Significant Decline
- Did Not Need to Improve (At an acceptable level of function at beginning of year)

Being attentive in class.

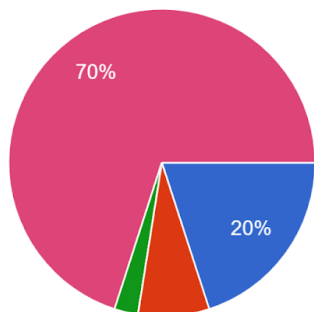
40 responses



- Significant Improvement
- Moderate Improvement
- Slight Improvement
- Slight Decline
- Moderate Decline
- Significant Decline
- Did Not Need to Improve (At an acceptable level of function at beginning of year)

Behaving well in class.

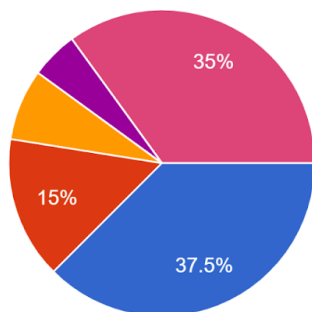
40 responses



- Significant Improvement
- Moderate Improvement
- Slight Improvement
- Slight Decline
- Moderate Decline
- Significant Decline
- Did Not Need to Improve (At an acceptable level of function at beginning of year)

Academic performance.

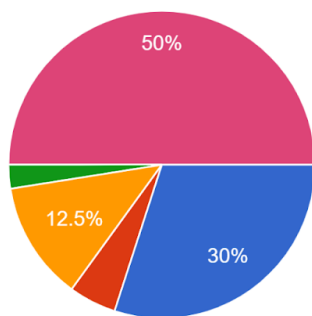
40 responses



- Significant Improvement
- Moderate Improvement
- Slight Improvement
- Slight Decline
- Moderate Decline
- Significant Decline
- Did Not Need to Improve (At an acceptable level of function at beginning of year)

Coming to school motivated to learn.

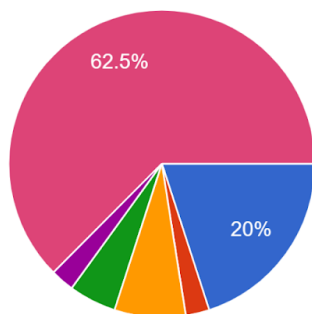
40 responses



- Significant Improvement
- Moderate Improvement
- Slight Improvement
- Slight Decline
- Moderate Decline
- Significant Decline
- Did Not Need to Improve (At an acceptable level of function at beginning of year)

Getting along well with other students.

40 responses

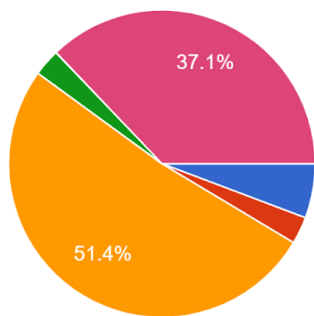


- Significant Improvement
- Moderate Improvement
- Slight Improvement
- Slight Decline
- Moderate Decline
- Significant Decline
- Did Not Need to Improve (At an acceptable level of function at beginning of year)

4th grade teacher survey data:

Turning in his/her homework on time.

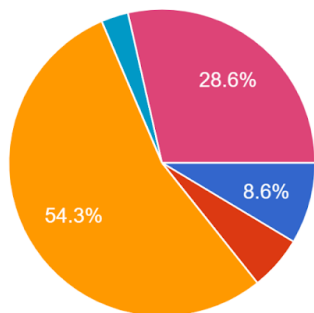
35 responses



- Significant Improvement
- Moderate Improvement
- Slight Improvement
- Slight Decline
- Moderate Decline
- Significant Decline
- Did Not Need to Improve (At an acceptable level of function at beginning of year)

Completing homework to your satisfaction.

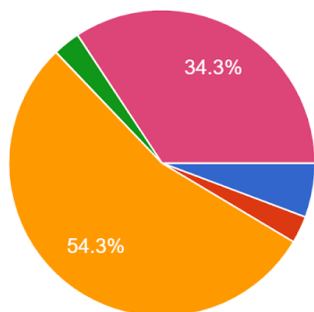
35 responses



- Significant Improvement
- Moderate Improvement
- Slight Improvement
- Slight Decline
- Moderate Decline
- Significant Decline
- Did Not Need to Improve (At an acceptable level of function at beginning of year)

Participating in class.

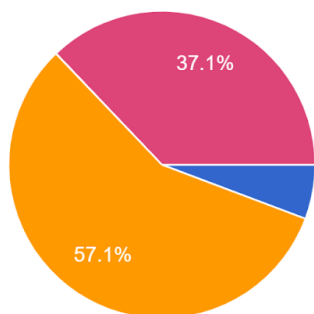
35 responses



- Significant Improvement
- Moderate Improvement
- Slight Improvement
- Slight Decline
- Moderate Decline
- Significant Decline
- Did Not Need to Improve (At an acceptable level of function at beginning of year)

Volunteering (e.g., for extra credit or more responsibilities).

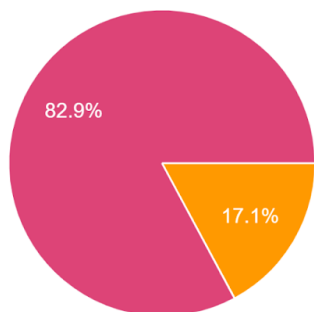
35 responses



- Significant Improvement
- Moderate Improvement
- Slight Improvement
- Slight Decline
- Moderate Decline
- Significant Decline
- Did Not Need to Improve (At an acceptable level of function at beginning of year)

Attending class regularly.

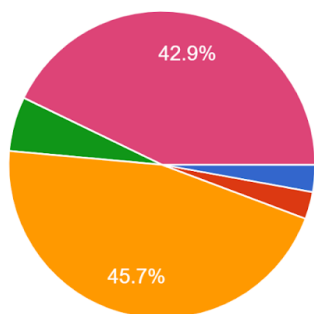
35 responses



- Significant Improvement
- Moderate Improvement
- Slight Improvement
- Slight Decline
- Moderate Decline
- Significant Decline
- Did Not Need to Improve (At an acceptable level of function at beginning of year)

Being attentive in class.

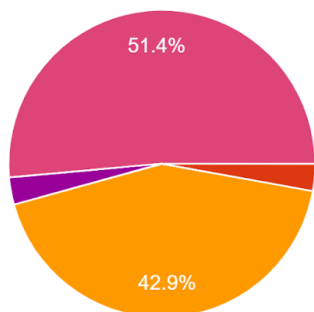
35 responses



- Significant Improvement
- Moderate Improvement
- Slight Improvement
- Slight Decline
- Moderate Decline
- Significant Decline
- Did Not Need to Improve (At an acceptable level of function at beginning of year)

Behaving well in class.

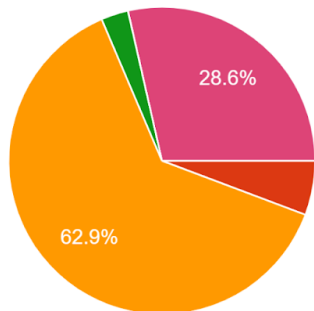
35 responses



- Significant Improvement
- Moderate Improvement
- Slight Improvement
- Slight Decline
- Moderate Decline
- Significant Decline
- Did Not Need to Improve (At an acceptable level of function at beginning of year)

Academic performance.

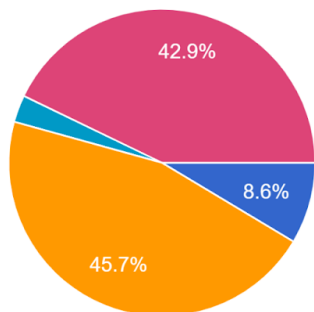
35 responses



- Significant Improvement
- Moderate Improvement
- Slight Improvement
- Slight Decline
- Moderate Decline
- Significant Decline
- Did Not Need to Improve (At an acceptable level of function at beginning of year)

Coming to school motivated to learn.

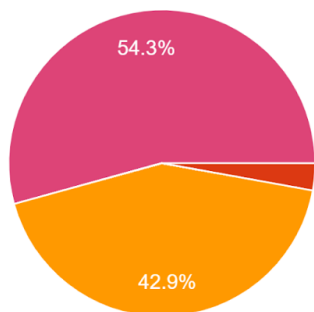
35 responses



- Significant Improvement
- Moderate Improvement
- Slight Improvement
- Slight Decline
- Moderate Decline
- Significant Decline
- Did Not Need to Improve (At an acceptable level of function at beginning of year)

Getting along well with other students.

35 responses

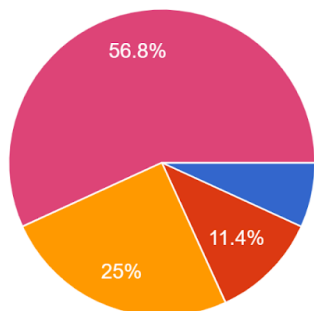


- Significant Improvement
- Moderate Improvement
- Slight Improvement
- Slight Decline
- Moderate Decline
- Significant Decline
- Did Not Need to Improve (At an acceptable level of function at beginning of year)

3rd grade teacher survey data:

Turning in his/her homework on time.

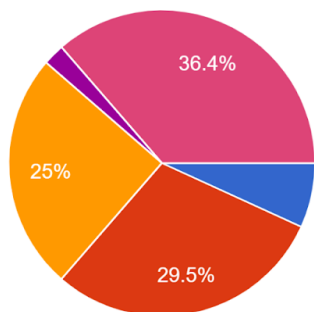
44 responses



- Significant Improvement
- Moderate Improvement
- Slight Improvement
- Slight Decline
- Moderate Decline
- Significant Decline
- Did Not Need to Improve (At an acceptable level of function at beginning of year)

Completing homework to your satisfaction.

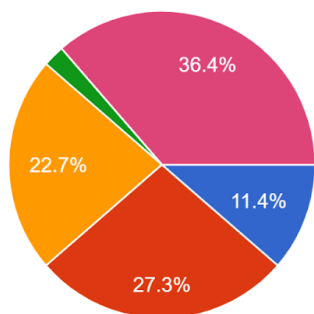
44 responses



- Significant Improvement
- Moderate Improvement
- Slight Improvement
- Slight Decline
- Moderate Decline
- Significant Decline
- Did Not Need to Improve (At an acceptable level of function at beginning of year)

Participating in class.

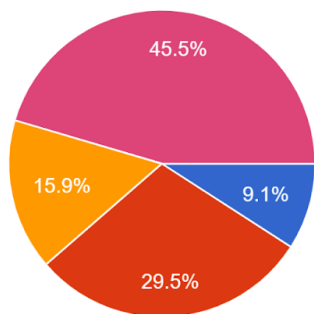
44 responses



- Significant Improvement
- Moderate Improvement
- Slight Improvement
- Slight Decline
- Moderate Decline
- Significant Decline
- Did Not Need to Improve (At an acceptable level of function at beginning of year)

Volunteering (e.g., for extra credit or more responsibilities).

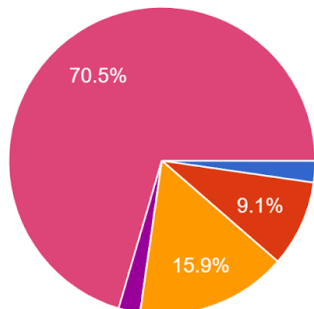
44 responses



- Significant Improvement
- Moderate Improvement
- Slight Improvement
- Slight Decline
- Moderate Decline
- Significant Decline
- Did Not Need to Improve (At an acceptable level of function at beginning of year)

Attending class regularly.

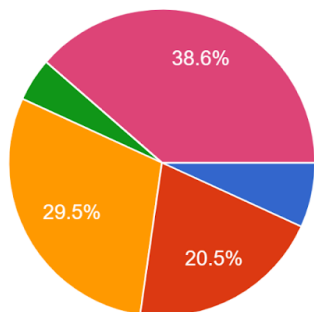
44 responses



- Significant Improvement
- Moderate Improvement
- Slight Improvement
- Slight Decline
- Moderate Decline
- Significant Decline
- Did Not Need to Improve (At an acceptable level of function at beginning of year)

Being attentive in class.

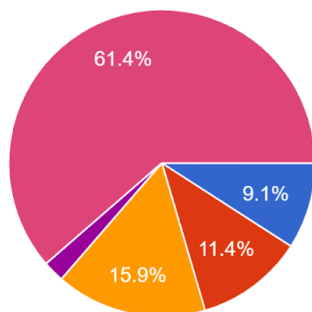
44 responses



- Significant Improvement
- Moderate Improvement
- Slight Improvement
- Slight Decline
- Moderate Decline
- Significant Decline
- Did Not Need to Improve (At an acceptable level of function at beginning of year)

Behaving well in class.

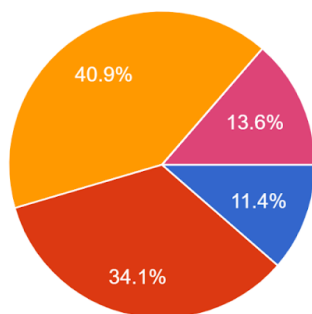
44 responses



- Significant Improvement
- Moderate Improvement
- Slight Improvement
- Slight Decline
- Moderate Decline
- Significant Decline
- Did Not Need to Improve (At an acceptable level of function at beginning of year)

Academic performance.

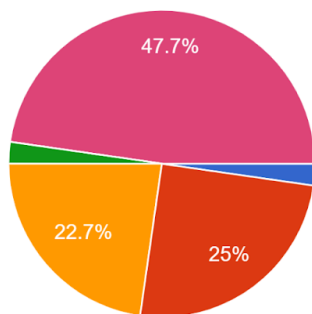
44 responses



- Significant Improvement
- Moderate Improvement
- Slight Improvement
- Slight Decline
- Moderate Decline
- Significant Decline
- Did Not Need to Improve (At an acceptable level of function at beginning of year)

Coming to school motivated to learn.

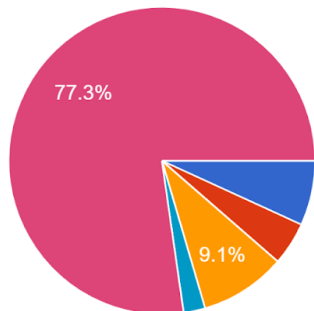
44 responses



- Significant Improvement
- Moderate Improvement
- Slight Improvement
- Slight Decline
- Moderate Decline
- Significant Decline
- Did Not Need to Improve (At an acceptable level of function at beginning of year)

Getting along well with other students.

44 responses

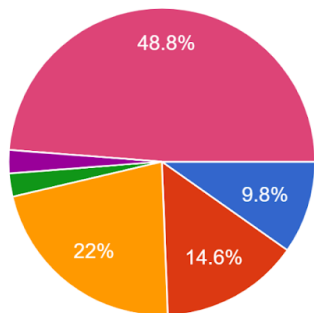


- Significant Improvement
- Moderate Improvement
- Slight Improvement
- Slight Decline
- Moderate Decline
- Significant Decline
- Did Not Need to Improve (At an acceptable level of function at beginning of year)

2nd grade teacher survey data:

Turning in his/her homework on time.

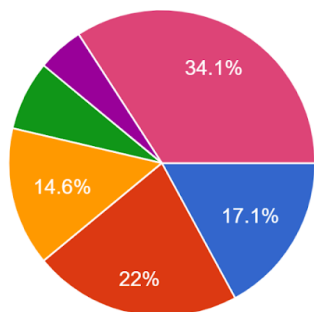
41 responses



- Significant Improvement
- Moderate Improvement
- Slight Improvement
- Slight Decline
- Moderate Decline
- Significant Decline
- Did Not Need to Improve (At an acceptable level of function at beginning of year)

Completing homework to your satisfaction.

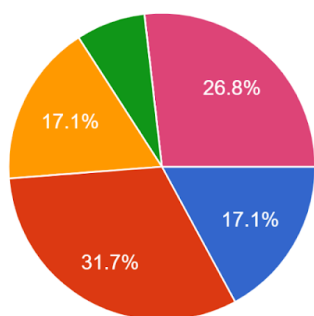
41 responses



- Significant Improvement
- Moderate Improvement
- Slight Improvement
- Slight Decline
- Moderate Decline
- Significant Decline
- Did Not Need to Improve (At an acceptable level of function at beginning of year)

Participating in class.

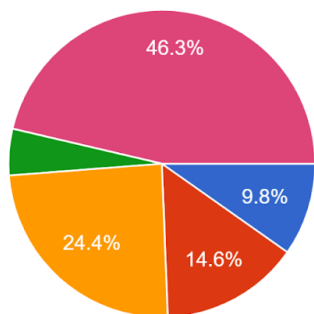
41 responses



- Significant Improvement
- Moderate Improvement
- Slight Improvement
- Slight Decline
- Moderate Decline
- Significant Decline
- Did Not Need to Improve (At an acceptable level of function at beginning of year)

Volunteering (e.g., for extra credit or more responsibilities).

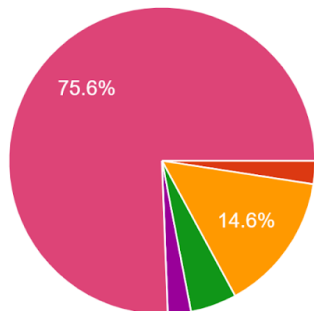
41 responses



- Significant Improvement
- Moderate Improvement
- Slight Improvement
- Slight Decline
- Moderate Decline
- Significant Decline
- Did Not Need to Improve (At an acceptable level of function at beginning of year)

Attending class regularly.

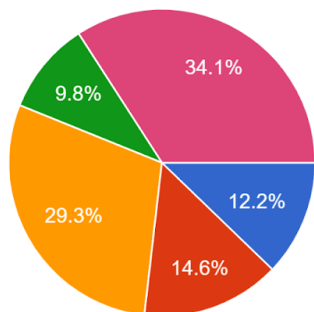
41 responses



- Significant Improvement
- Moderate Improvement
- Slight Improvement
- Slight Decline
- Moderate Decline
- Significant Decline
- Did Not Need to Improve (At an acceptable level of function at beginning of year)

Being attentive in class.

41 responses



- Significant Improvement
- Moderate Improvement
- Slight Improvement
- Slight Decline
- Moderate Decline
- Significant Decline
- Did Not Need to Improve (At an acceptable level of function at beginning of year)

Behaving well in class.

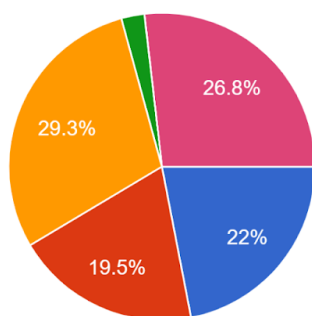
41 responses



- Significant Improvement
- Moderate Improvement
- Slight Improvement
- Slight Decline
- Moderate Decline
- Significant Decline
- Did Not Need to Improve (At an acceptable level of function at beginning of year)

Academic performance.

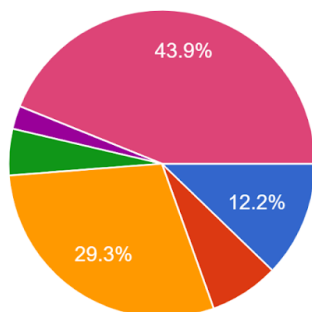
41 responses



- Significant Improvement
- Moderate Improvement
- Slight Improvement
- Slight Decline
- Moderate Decline
- Significant Decline
- Did Not Need to Improve (At an acceptable level of function at beginning of year)

Coming to school motivated to learn.

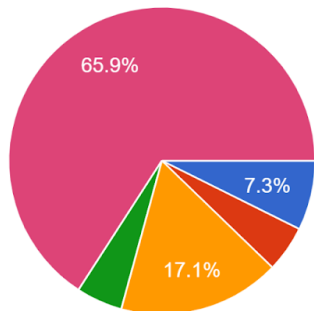
41 responses



- Significant Improvement
- Moderate Improvement
- Slight Improvement
- Slight Decline
- Moderate Decline
- Significant Decline
- Did Not Need to Improve (At an acceptable level of function at beginning of year)

Getting along well with other students.

41 responses

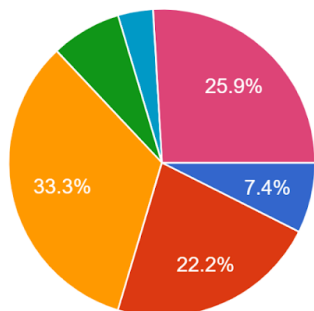


- Significant Improvement
- Moderate Improvement
- Slight Improvement
- Slight Decline
- Moderate Decline
- Significant Decline
- Did Not Need to Improve (At an acceptable level of function at beginning of year)

1st grade teacher survey data:

Turning in his/her homework on time.

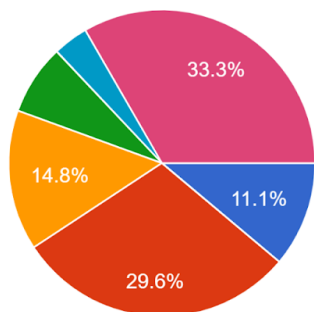
27 responses



- Significant Improvement
- Moderate Improvement
- Slight Improvement
- Slight Decline
- Moderate Decline
- Significant Decline
- Did Not Need to Improve (At an acceptable level of function at beginning of year)

Completing homework to your satisfaction.

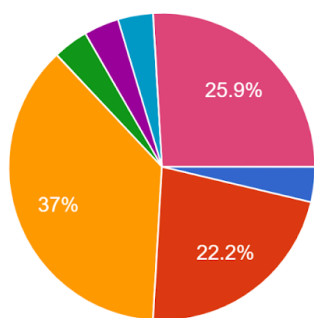
27 responses



- Significant Improvement
- Moderate Improvement
- Slight Improvement
- Slight Decline
- Moderate Decline
- Significant Decline
- Did Not Need to Improve (At an acceptable level of function at beginning of year)

Participating in class.

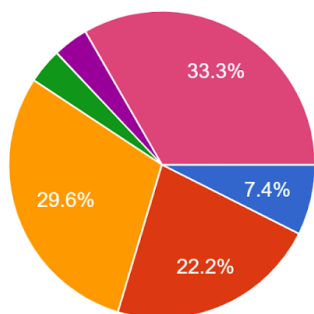
27 responses



- Significant Improvement
- Moderate Improvement
- Slight Improvement
- Slight Decline
- Moderate Decline
- Significant Decline
- Did Not Need to Improve (At an acceptable level of function at beginning of year)

Volunteering (e.g., for extra credit or more responsibilities).

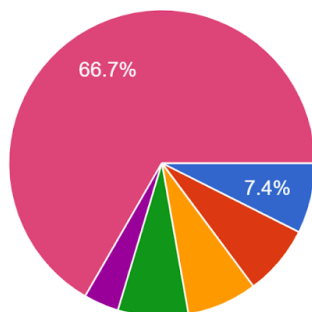
27 responses



- Significant Improvement
- Moderate Improvement
- Slight Improvement
- Slight Decline
- Moderate Decline
- Significant Decline
- Did Not Need to Improve (At an acceptable level of function at beginning of year)

Attending class regularly.

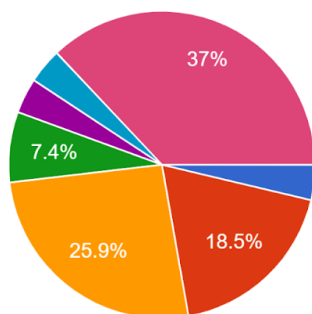
27 responses



- Significant Improvement
- Moderate Improvement
- Slight Improvement
- Slight Decline
- Moderate Decline
- Significant Decline
- Did Not Need to Improve (At an acceptable level of function at beginning of year)

Being attentive in class.

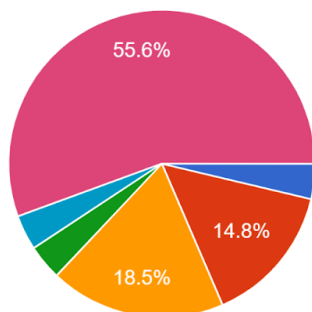
27 responses



- Significant Improvement
- Moderate Improvement
- Slight Improvement
- Slight Decline
- Moderate Decline
- Significant Decline
- Did Not Need to Improve (At an acceptable level of function at beginning of year)

Behaving well in class.

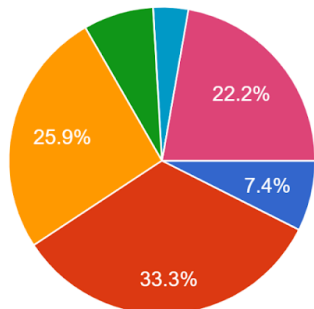
27 responses



- Significant Improvement
- Moderate Improvement
- Slight Improvement
- Slight Decline
- Moderate Decline
- Significant Decline
- Did Not Need to Improve (At an acceptable level of function at beginning of year)

Academic performance.

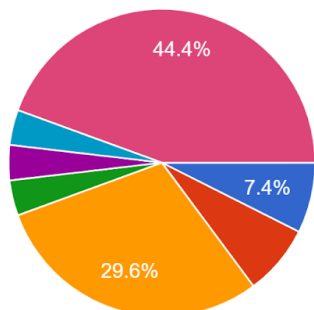
27 responses



- Significant Improvement
- Moderate Improvement
- Slight Improvement
- Slight Decline
- Moderate Decline
- Significant Decline
- Did Not Need to Improve (At an acceptable level of function at beginning of year)

Coming to school motivated to learn.

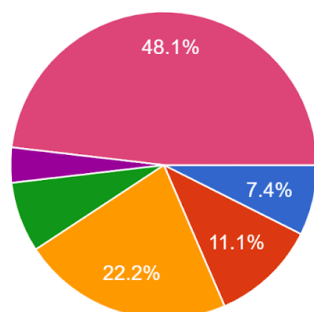
27 responses



- Significant Improvement
- Moderate Improvement
- Slight Improvement
- Slight Decline
- Moderate Decline
- Significant Decline
- Did Not Need to Improve (At an acceptable level of function at beginning of year)

Getting along well with other students.

27 responses

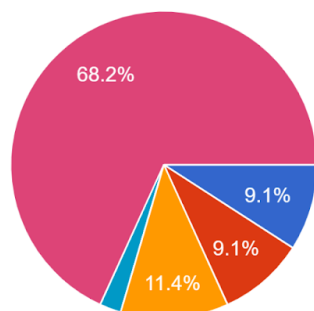


- Significant Improvement
- Moderate Improvement
- Slight Improvement
- Slight Decline
- Moderate Decline
- Significant Decline
- Did Not Need to Improve (At an acceptable level of function at beginning of year)

Kindergarten teacher survey data:

Turning in his/her homework on time.

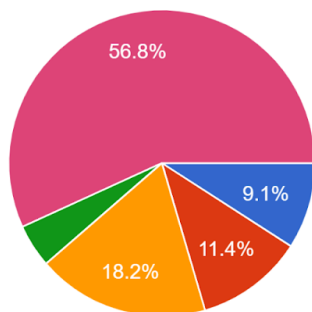
44 responses



- Significant Improvement
- Moderate Improvement
- Slight Improvement
- Slight Decline
- Moderate Decline
- Significant Decline
- Did Not Need to Improve (At an acceptable level of function at beginning of year)

Completing homework to your satisfaction.

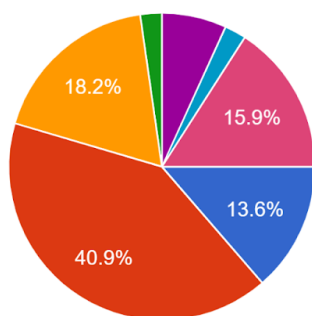
44 responses



- Significant Improvement
- Moderate Improvement
- Slight Improvement
- Slight Decline
- Moderate Decline
- Significant Decline
- Did Not Need to Improve (At an acceptable level of function at beginning of year)

Participating in class.

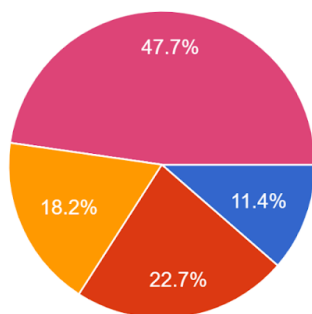
44 responses



- Significant Improvement
- Moderate Improvement
- Slight Improvement
- Slight Decline
- Moderate Decline
- Significant Decline
- Did Not Need to Improve (At an acceptable level of function at beginning of year)

Volunteering (e.g., for extra credit or more responsibilities).

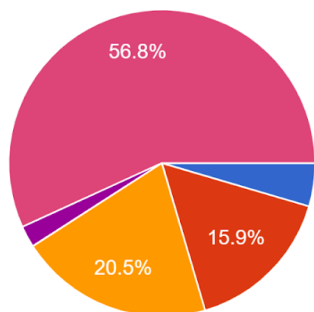
44 responses



- Significant Improvement
- Moderate Improvement
- Slight Improvement
- Slight Decline
- Moderate Decline
- Significant Decline
- Did Not Need to Improve (At an acceptable level of function at beginning of year)

Attending class regularly.

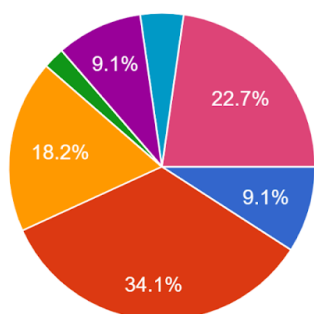
44 responses



- Significant Improvement
- Moderate Improvement
- Slight Improvement
- Slight Decline
- Moderate Decline
- Significant Decline
- Did Not Need to Improve (At an acceptable level of function at beginning of year)

Being attentive in class.

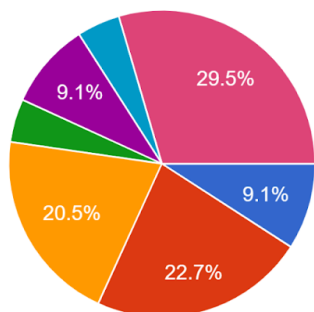
44 responses



- Significant Improvement
- Moderate Improvement
- Slight Improvement
- Slight Decline
- Moderate Decline
- Significant Decline
- Did Not Need to Improve (At an acceptable level of function at beginning of year)

Behaving well in class.

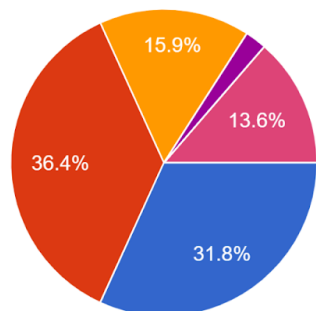
44 responses



- Significant Improvement
- Moderate Improvement
- Slight Improvement
- Slight Decline
- Moderate Decline
- Significant Decline
- Did Not Need to Improve (At an acceptable level of function at beginning of year)

Academic performance.

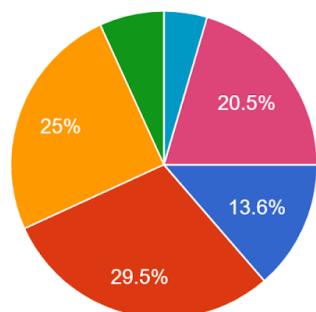
44 responses



- Significant Improvement
- Moderate Improvement
- Slight Improvement
- Slight Decline
- Moderate Decline
- Significant Decline
- Did Not Need to Improve (At an acceptable level of function at beginning of year)

Coming to school motivated to learn.

44 responses



- Significant Improvement
- Moderate Improvement
- Slight Improvement
- Slight Decline
- Moderate Decline
- Significant Decline
- Did Not Need to Improve (At an acceptable level of function at beginning of year)

Getting along well with other students.

44 responses



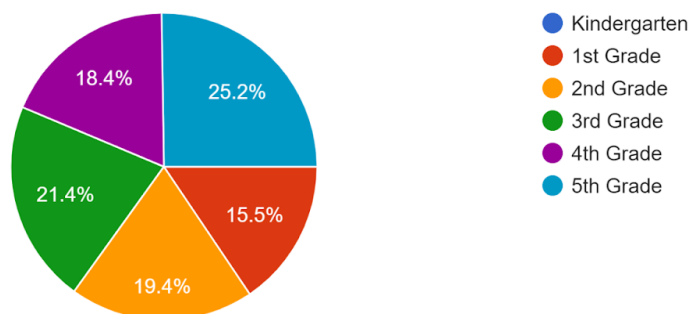
Appendix B

Student Survey Data

Student Survey – End of Year 2022 – Richland County Elementary East & West

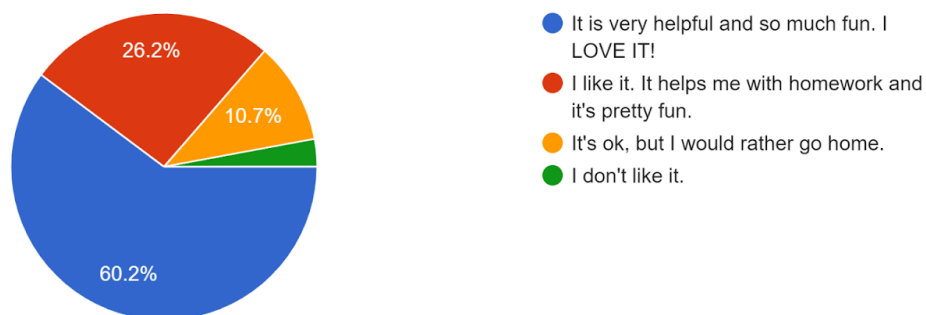
What grade are you in this year?

103 responses



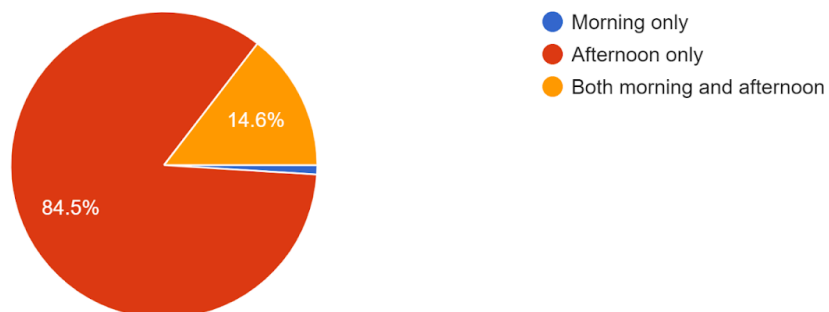
How much do you like TigerZone?

103 responses



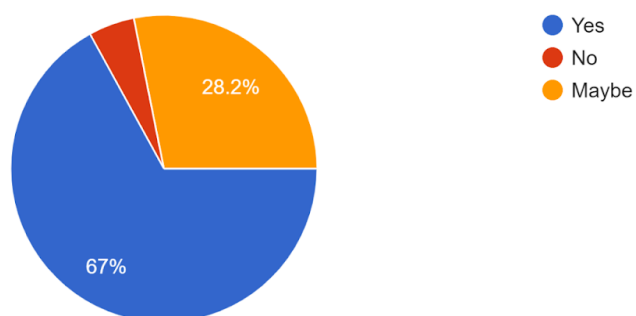
Do you attend the morning, afternoon, or both?

103 responses



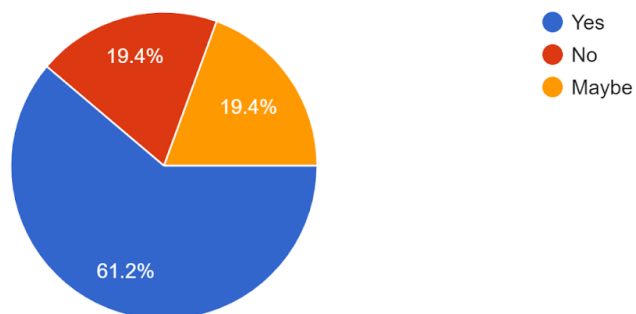
Are you more likely to come to school on days that we have TigerZone?

103 responses



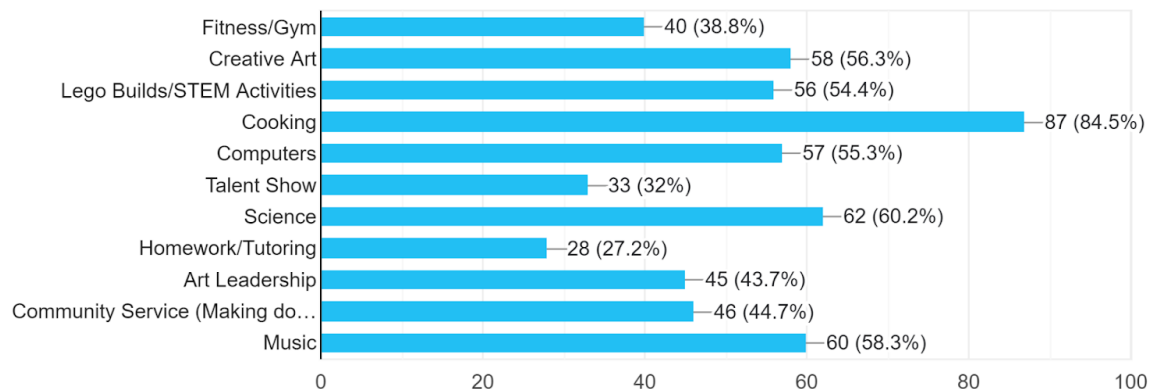
Do you act better at school so you can stay for TigerZone ?

103 responses



What activities would you like to do at Tiger Zone? Check all that you like.

103 responses



What other fun or helpful things would you like to do at TigerZone?

Read more

I DON'T KNOW TRACK WALKS.

reading a book

go to a skate park, play on playground

Have cooking class more often.

Play with classroom recess toys.

Playing football with other students

Cleaning up and helping the janitors

walk the track sometimes

play and help with homework.

play outside

I don't know

art

Play with other children and socialize.

Nothing

Learn more about multiplication

running the track

Annual Illinois Survey-Richland County CUSD#1-2021-22

play board games

field trip more fun time

more reading

more free time.

more reading more math more freetime.

field trip more free time go out side more

i like all the fun games we do.

Reading

play kahot.

Playing on the chromebook

Piano

go to the gym and play doge ball and scoters

I like all of the fun games we play

lots and lots of partys and alot of snack

math

watching trevor from parrent&kids

play kahoot

I like to read and play kahoot

i would like to have kitting as a afternoon class.

dance and play games

bring my toys to tigerzone

singing

nothing else

Coloring Contests

maybe to switch classes

pictunary

spend time with friends

a party ,coloring, play games, watch movies, teacher helper,

lego and more art

help other tiger zone groups

outside

I would like everyone to get homework to complete.

kooht , reflex ,

be kind

lernene

lerning crsuv making frends

to help the tiger zone teachers with what they need

Hang out with Mya. She is in 2nd grade.

Drawing and sewing.

Honestly, there is nothing I want to change.

write do math and reading and play on chrome books to

more free time

help disabled people

I don't need anything else.

more free time?

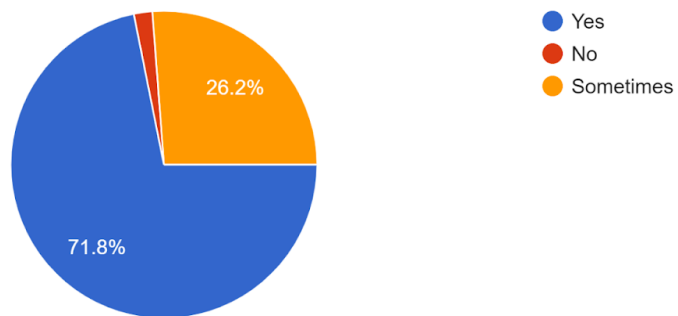
more art time

drawing,movies,

talk more, go visit other classes, free time, and crafts

Do your teachers seem happy to work at TigerZone?

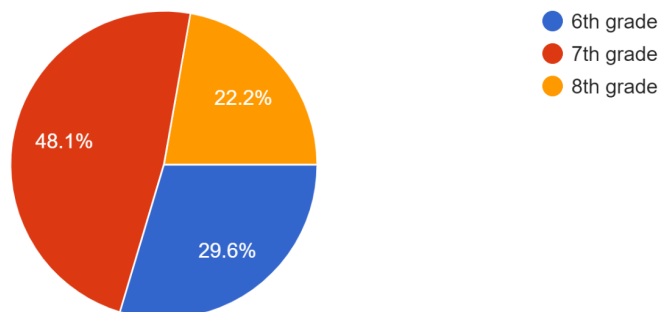
103 responses



Student Surveys – End of Year – Richland County Middle School

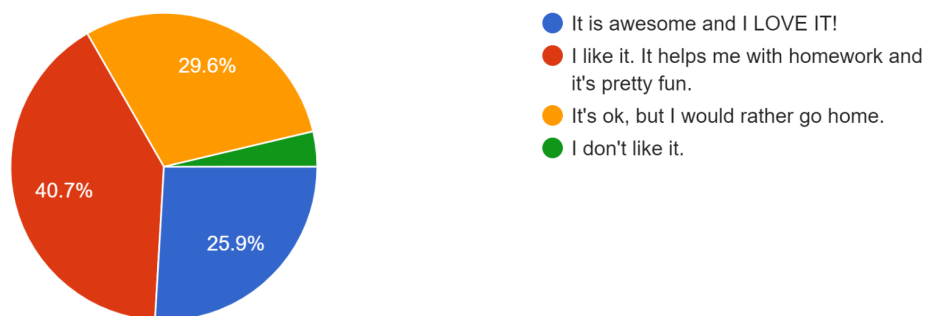
What grade are you in this year?

27 responses



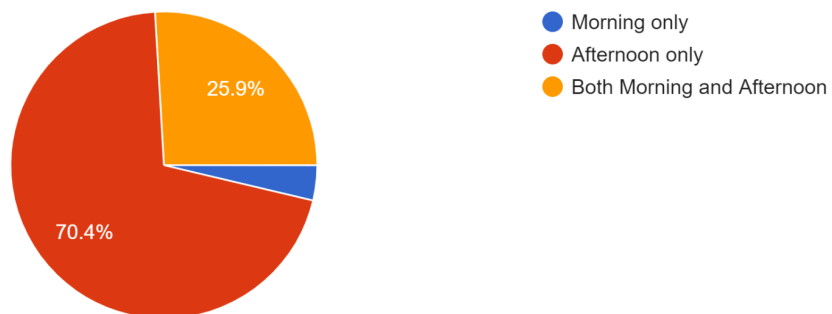
How much do you like 5th Block?

27 responses



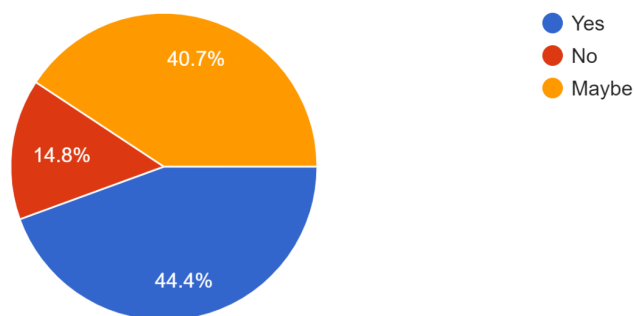
Do you attend the morning, afternoon or both?

27 responses



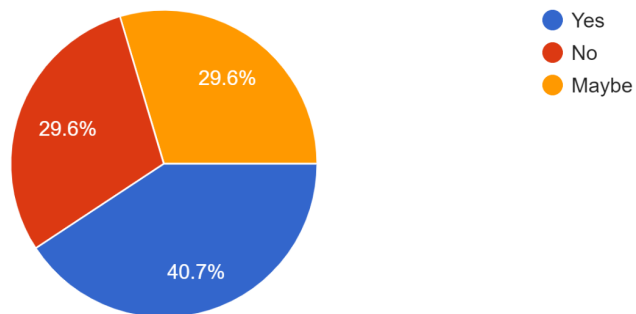
Are you more likely to come to school on days that 5th Block is happening?

27 responses



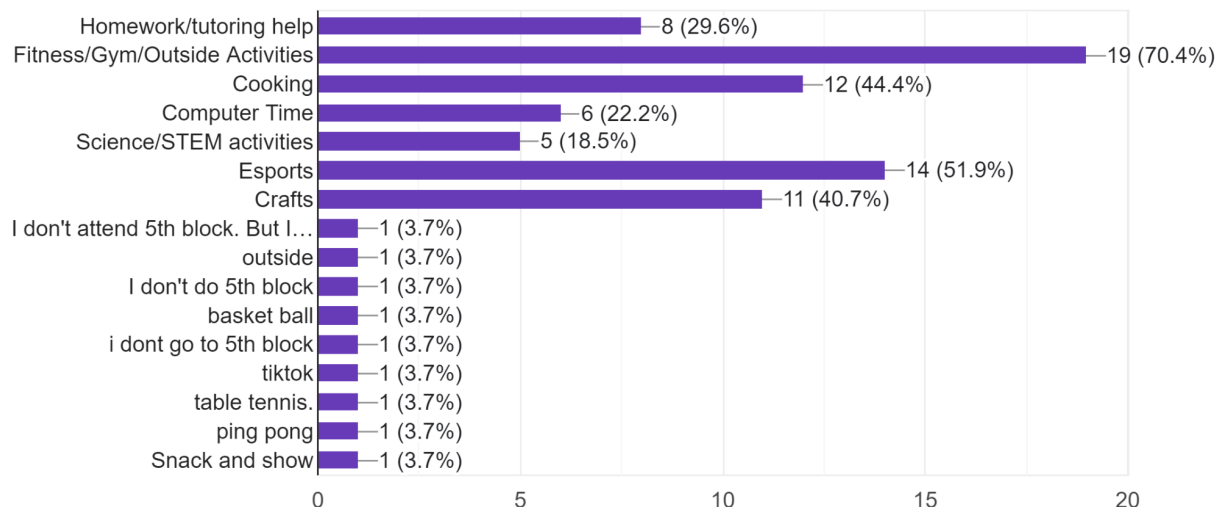
Do you act better at school so you can participate in 5th Block?

27 responses



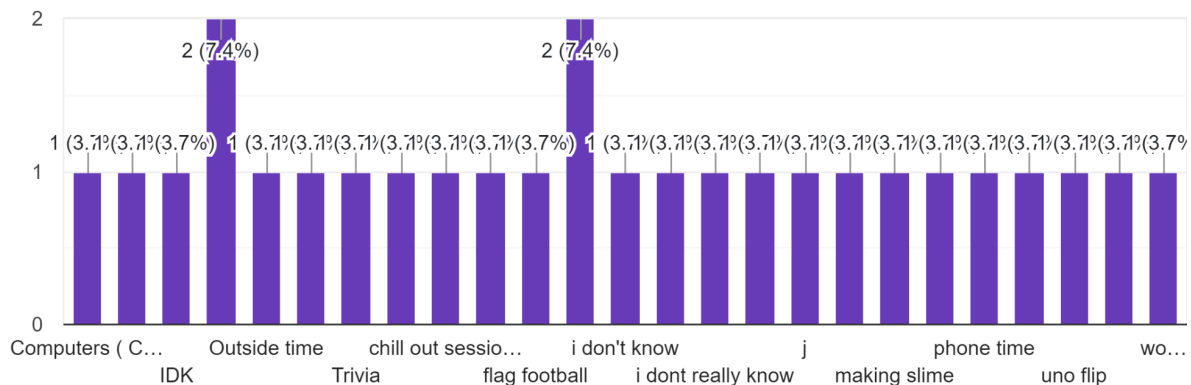
What activities do you like to do at 5th block?

27 responses



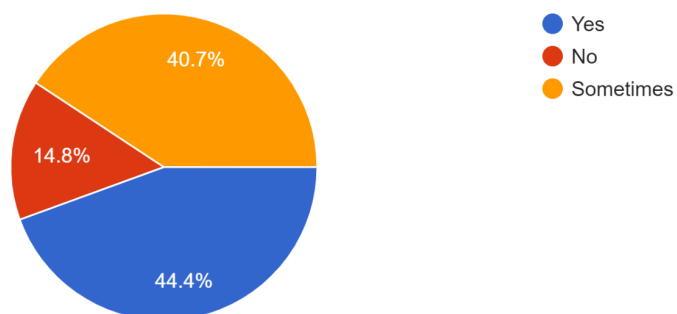
What new activities would like to have at 5th Block?

27 responses



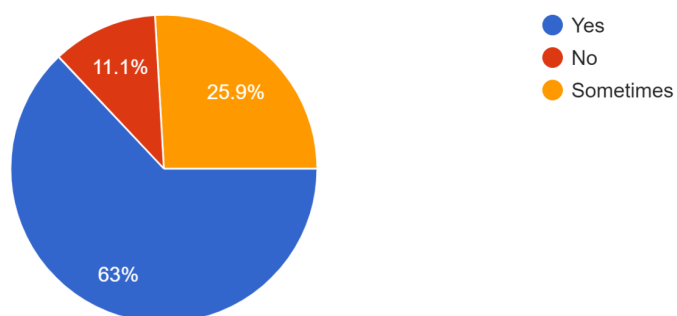
Do the teachers seem happy to work at 5th Block?

27 responses



Do you feel that the staff and Site Coordinators care about you and want you to attend 5th block?

27 responses



Any other thoughts/feelings you would like to share regarding the 5th Block program? 20 responses

no

No

Yes Mrs Perce Should do harry potter triva more often

i dont do 5th block

no more thoughts or feelings

ldk

thanks for what you do

g

Mrs Pearce should transfer to the high school so i get more time with her

happy

5th block helps me get better grades

No other thoughts.

nope

its awesome and helpful

Not really



Registration is Open for Three Multi-Division Regional Events

Gain **insight** on important issues impacting Illinois school boards at three Multi-Division Regional Events. **Discover** what fuels **motivation** and **success** in today's challenging and ever-changing world. **Interact** with speakers and **network** with fellow school board members and administrators across the state.

[Saturday, March 25](#)
[Four Points by Sheraton Peoria](#)

In-person: \$150

Make Right, Act Right, and Do Right by all Students in Illinois



Sheila Caldwell, Ed.D.

[Saturday, May 20](#)
[Hilton Garden Inn Champaign/Urbana](#)

In-person: \$150;
Virtual: \$50

The New Rules of Crisis Management: How to Succeed No Matter What



Melissa Agnes

[Saturday, June 17](#)
[DoubleTree by Hilton Collinsville-St. Louis](#)

In-person: \$150

The Mentally Strong Leader: Strategies for Increasing Your Resiliency



Brenda Clark Hamilton

Plus, don't miss break-out sessions and vendor showcases, plus a legislative networking reception the night before each event.

Registration for the In-Person Event: \$150 per event

Registration for Virtual Attendance: \$50 (May 20 only)

258

Limited space available for in-person attendance.