



LINCOLNWOOD SCHOOL DISTRICT 74
BOARD OF EDUCATION
 Regular Meeting AGENDA
 Thursday, August 7, 2025 at **7:30 PM**

BOARD OF EDUCATION
 Peter D. Theodore, *President*
 Myra A. Foutris, *Vice President*
 John P. Vranas, *Secretary*
 Ted Kwon
 Jay Oleniczak
 Elissa B. Rosenberg
 Mihra Seta

ADMINISTRATION
 Dr. David L. Russo, *Superintendent of Schools*
 Dr. Dominick M. Lupo, *Assistant Superintendent for Curriculum & Instruction*
 Courtney L. Whited, *Business Manager/CSBO*

***Agenda of the Regular Meeting of the Board of Education of Lincolnwood School District 74,
 Cook County, Illinois, to be held in the Lincolnwood Village Hall - Gerald C. Turry Village Board Room
 6900 North Lincoln Avenue
 Lincolnwood, Illinois 60712,
 on Thursday, August 7, 2025.***

Bill Reviewers for the Month: Mihra Seta and Jay Oleniczak

1. CALL TO ORDER/ROLL CALL/PLEDGE OF ALLEGIANCE - (7:30 p.m.)

- Myra A. Foutris
- Ted Kwon
- Jay Oleniczak
- Elissa B. Rosenberg
- Mihra Seta
- Peter D. Theodore
- John P. Vranas

ADMINISTRATIVE TEAM MEMBERS

- | | |
|--|---|
| <input type="checkbox"/> Dr. David. L. Russo | <input type="checkbox"/> Dr. Dominick M. Lupo |
| <input type="checkbox"/> Courtney Whited | <input type="checkbox"/> Mark Atkinson |
| <input type="checkbox"/> Aliaa Ibrahim | <input type="checkbox"/> Joseph Segreti |
| <input type="checkbox"/> Jennifer Ruttkay | <input type="checkbox"/> Chris Harmon |
| <input type="checkbox"/> Jordan Stephen | <input type="checkbox"/> Jackie McGoey |
| <input type="checkbox"/> Renee Tolnai | <input type="checkbox"/> Erin Curry |

2. AUDIENCE TO VISITORS

3. INFORMATION/ACTION: CONSENT AGENDA

(Any member of the Board wishing to vote separately on a Consent Agenda item should request removal of that item from the Consent Agenda.)

a. APPROVAL OF MINUTES

- I. Regular Board Meeting Minutes - **JUNE 26, 2025**
- II. Regular Board Meeting - Closed Session Minutes - **JUNE 26, 2025**

5

b. EMPLOYMENT MATTERS

- I. **Personnel Report**
- II. New Employment

1. **Wayne Youkhana**, Full-Time Substitute, District Wide, effective August 25, 2025, Class 1, Level 1, \$56,683
2. **Amanda Hasdoo**, Full-Time Substitute, District Wide, effective August 25, 2025, Class 1, Level 1, \$56,683
3. **Zerina Jusic**, School Nurse, Todd Hall, effective August 25, 2025, \$36.70/hr
4. **Julie Tziolas**, 8th Grade Math, Lincoln Hall, effective August 25, 2025, Class 5, Level 9, \$89,204
5. **Carmel Maloney**, School Nurse, Lincoln Hall, effective August 25, 2025, \$36.70/hr
6. **Karrina Campos**, School Nurse, Rutledge Hall, effective August 25, 2025, \$36.34/hr
7. **Delaney Andolino**, Full-Time Substitute, District Wide, effective August 25, 2025, Class 1, Level 1, \$56,683
8. **Ethan Dasilva**, 6th Grade STEM, Lincoln Hall, effective August 25, 2025, Class 1, Level 2, \$58,060

III. Leave of Absence

1. **Celeste Pahos**, Paraprofessional, Todd Hall, effective August 25, 2025, with an expected return of October 6, 2025

c. Upcoming Staff Development Opportunities

- I. IATD Fall Workshop (Title 1) for Dr. Dominick Lupo, Assistant Superintendent for Curriculum and Instruction, in Springfield, IL, September 22-24, 2025 as presented The Lincolnwood School District 74 Board of Education approves overnight conferences. 11

d. Amendment of the Education Services Staffing Agreement between Amergis Healthcare Staffing, Inc. and Lincolnwood School District 74 12

The Finance Committee concurs with the Administration's recommendation to the Board of Education to approve this Amendment of the Education Services Staffing Agreement between Amergis Healthcare Staffing, Inc. and Lincolnwood School District 74 in the amount of \$11,535.

e. STEM Teacher Training for Project Lead the Way (PLTW) 15

It is the Administrative recommendation that the Board of Education approve Project Lead the Way (PLTW) training for Tom Foust and Ethan Dasilva in the amount of \$7,500.

f. Schoolwide, Inc. ELA Consultant | Pat Pollack | Middle School Literacy Review/Adoption and K-5 Implementation/Professional Development 16

The Finance Committee concurs with the Administration's recommendation to the Board of Education to approve the contract with Schoolwide Inc. to guide the K-5 literacy implementation, deliver professional development throughout the District, and to lead the middle school literacy review and adoption at a cost of \$19,950 for the 2025-2026 school year.

Rationale: As part of the Regular meeting, the Board of Education routinely approves minutes, personnel items, Board policies, and routine business matters.

Recommended Motion: I move that the Lincolnwood School District 74 Board of Education approves those items on the Consent Agenda as appear above.

Motion by member: _____ Seconded by: _____

4. UNFINISHED BUSINESS

5. NEW BUSINESS

6. COMMUNICATION FROM BOARD MEMBERS

- a. NTDSE/District 807: **John P. Vranas/Elissa B. Rosenberg**
- b. IASB (Illinois Association of School Boards): **Ted Kwon/Jay Oleniczak**

- c. Finance Committee: **Jay Oleniczak/Mihra Seta**
- d. Facilities Committee: **John P. Vranas/Myra A. Foutris**
- e. Policy Committee: **Myra A. Foutris/Ted Kwon**
- f. President's Report: **Peter D. Theodore**

- I. INFORMATION/DISCUSSION: Important District Dates
- II. INFORMATION/DISCUSSION/ACTION: Bi-Annual Review of Closed Meeting Minutes 19
Rationale: The Board of Education semi-annually reviews Closed Session minutes per 5 ILCS 120/2(c)(21) and Board Policy 2:220.

Recommended Motion: I move that the Lincolnwood School District 74 Board of Education authorize the release of certain closed session minutes, as listed in the attachment between September 1, 2016 to June 5, 2025, which were reviewed by the Board of Education and recommended by the Secretary of the Board of Education, as no longer needing confidential treatment.

Motion by member: _____ Seconded by: _____

- III. INFORMATION/DISCUSSION/ACTION: Destruction of Closed Meeting Audio Recordings 20
Rationale: The Board of Education approves the destruction of particular closed meeting recording(s) that are at least 18 months old and for which approved minutes of the closed meeting already exist, per 5 ILCS 120/2(c)(21) and Board Policy 2:220.

Recommended Motion: I move that the Lincolnwood School District 74 Board of Education authorize the destruction of certain closed session audio recordings, as listed on the attachment, which were held prior to January 31, 2024, and for which approved minutes already exist, as reviewed by the Board of Education and recommended by the Secretary of the Board of Education.

Motion by member: _____ Seconded by: _____

7. COMMUNICATION TO THE BOARD OF EDUCATION

- a. LTA (Lincolnwood Teacher Association): **Travis DuPriest/Kevin Conley (Co-Presidents)**
- b. LSSU (Lincolnwood Support Staff Union): **Tommy Bujnowski (President)**
- c. PALS (People Active with Lincolnwood Schools): **Abby Jones (President)**

8. ADMINISTRATIVE REPORTS

- a. Superintendent's Report: **Dr. David L. Russo**
 - I. INFORMATION/DISCUSSION: District Updates
- b. Curriculum and Instruction, Assistant Superintendent's Report: **Dr. Dominick M. Lupo**
 - I. INFORMATION/DISCUSSION: Curriculum Department Update

- c. Business and Operations, Business Manager/CSBO: **Courtney Whited**
 - I. INFORMATION/DISCUSSION: Finance Report - **MAY 2025** 21
 - II. INFORMATION/DISCUSSION/ACTION: FY26 Tentative Budget 29
Rationale: Annually, the Lincolnwood School District 74 Board of Education is presented with the FY26 Tentative Budget.

Recommended Motion: I move that the Lincolnwood School District 74 Board of Education approve publishing the attached legal notice on July 31, 2025, and to present the Fiscal Year 2026 Tentative Budget to the Board of Education on August 7, 2025.

Motion by member: _____³ Seconded by: _____

A public hearing and adoption of the Lincolnwood School District 74 FY26 Final Budget will be on the agenda for the scheduled September 4, 2025 Board of Education meeting.

- III. INFORMATION/ACTION: Bills Payable in the Amount of \$3,008,460.95 95
Bill Reviewers for the Month: Mihra Seta and Jay Oleniczak
Rationale: The Board of Education routinely reviews and approves invoices and bills.

Recommended Motion: I move that the Lincolnwood School District 74 Board of Education approve invoices and bills in the amount of \$3,008,460.95.

Motion by member: _____ Seconded by: _____

9. AUDIENCE TO VISITORS

10. **RECESS INTO CLOSED SESSION**

I move that the Lincolnwood School District 74 Board of Education recess into Closed Session for the purposes of: **5 ILCS 120/2(c)(1), amended by P.A. 101-459 - Personnel and 5 ILCS 120/2(c)(11) - Pending or Imminent Litigation.**

Motion by member: _____ Seconded by: _____

11. **RETURN TO OPEN SESSION**

12. INFORMATION/DISCUSSION/ACTION: Possible approval of the settlement of the Cook County tax rate objections for the 2011, 2012, 2013, and 2014 tax years. 124

Rationale: The Lincolnwood School District 74 Board of Education approves any Legal settlement.

Recommended Motion: I move the Lincolnwood School District 74 Board of Education approve the settlement of the Cook County tax rate objections for the 2011, 2012, 2013, and 2014 tax years at the rate of 6 mils (0.006%) per \$100 of EAV as presented in the Stipulation and Agreement documents.

Motion by member: _____ Seconded by: _____

13. ADJOURNMENT

Motion by member: _____ Seconded by: _____

Dr. David L. Russo, Superintendent of Schools

Lincolnwood School District 74 is subject to the requirements of the Americans with Disabilities Act of 1990. Individuals with disabilities who plan to attend this meeting and who require certain accommodations in order to allow them to observe and/or participate in this meeting, or who have questions regarding the accessibility of this meeting or facility, are requested to contact the District Office at 847-675-8234 promptly to allow Lincolnwood School District 74 to make reasonable accommodations for those persons.



LINCOLNWOOD SCHOOL DISTRICT 74
BOARD OF EDUCATION
 Regular Meeting Minutes
 Thursday, June 26, 2025 at 7:30 PM

BOARD OF EDUCATION
 Peter D. Theodore, *President*
 Myra A. Foutris, *Vice President*
 John P. Vranas, *Secretary*
 Ted Kwon
 Jay Oleniczak
 Elissa B. Rosenberg
 Mihra Seta

ADMINISTRATION
 Dr. David L. Russo, *Superintendent of Schools*
 Dr. Dominick M. Lupo, *Assistant Superintendent for Curriculum & Instruction*
 Courtney L. Whited, *Business Manager/CSBO*

***Minutes of the Regular Meeting of the Board of Education of Lincolnwood School District 74,
 Cook County, Illinois, was held in the Lincoln Hall Auditorium
 6855 North Crawford, Lincolnwood, IL 60712, on Thursday, June 26, 2025.***

1. CALL TO ORDER/ROLL CALL/PLEDGE OF ALLEGIANCE

President Theodore called the meeting to order at 7:31 p.m., roll call was taken and the Pledge of Allegiance was recited.

<p><u>MEMBERS PRESENT</u> Myra A. Foutris Ted Kwon Jay Oleniczak Elissa B. Rosenberg Mihra Seta Peter D. Theodore John P. Vranas</p>		
---	--	--

<p><u>ADMINISTRATORS/STAFF PRESENT</u> Dr. David L. Russo Dr. Dominick M. Lupo Courtney L. Whited Aliaa Ibrahim James Caldwell, Sr. Renee Tolnai</p>
--

2. DISTRICT RECOGNITION

a. Honoring Lincolnwood School District 74 Retiree

Siham Younan - Todd Hall Paraprofessional

The Lincolnwood School District 74 Board of Education recognized retiree Siham Younan, Todd Hall Paraprofessional.

3. AUDIENCE TO VISITORS

A number of community members commented on the Preliminary Timeline for Working Cash Bonds Issuance agenda item in support of Children’s Care & Development Center, Inc. (CCDC) remaining a tenant of the District.

4. CONSENT AGENDA

a. APPROVAL OF MINUTES

I. Regular Board Meeting Minutes - **JUNE 5, 2025**

II. Regular Board Meeting - Closed Session Minutes - **JUNE 5, 2025**

b. EMPLOYMENT MATTERS

I. Personnel Report

II. New Employment

1. **Dylan Dinkha**, 8th Grade Social Studies Teacher, Lincoln Hall, effective August 25, 2025, Class 1, Level 2, \$58,060

III. Resignation

1. **Kenji Mori**, 8th Grade STEM Teacher, effective June 12, 2025

2. **Mira Kilat**, Substitute Kitchen Staff, District Wide, effective June 12, 2025

3. **Michael Endo**, 8th Grade Math Teacher, Lincoln Hall, effective June 13, 2025

IV. Retirement

1. **Peggy Leen**, 2nd Grade Teacher, Todd Hall, effective June 9, 2026

c. Policy

I. Consent Only - Policies Excluded from 1st Reading for Approval* *These policies are excluded from 1st Reading because they only involve changes in citations or immediate compliance with the law or Illinois School Code.

1. Press Plus Issue #118 - April 2025

(1) Draft - Update

(1) 5:10 Equal Employment Opportunity and Minority Recruitment

(2) 7:60 Residence

(3) 7:70 Attendance and Truancy

(4) 6:150 Home and Hospital Instruction

(5) 6:235 Access to Electronic Networks

(6) 7:190 Student Behavior

(7) 7:200 Suspension Procedures

(8) 7:250 Student Support Services

(9) 7:270 Administering Medicines to Students

(2) Draft Update - New

(1) 7:255 Students Who are Parents, Expectant Parents, or Victims of Domestic or Sexual Violence

d. Replacement of Lincoln Hall Flooring, Classrooms 300 and 303

The Facilities Committee concurred with the Administration's recommendation to the Board of Education to approve this Agreement from Johnson Floor Company, Inc. for the Carpet Tile, Base, Prep and Demo for Classrooms 300 and 303 in an amount not to exceed \$15,100.

e. Remove Pipe Tee to Prevent Nurse Toilet Room Backup

The Facilities Committee concurred with the Administration's recommendation to the Board of Education to approve the Proposal for Little Tommy's Plumbing shop, Inc. for \$3,730, and the Proposal for Johnson Flooring Company, Inc. not to exceed \$3,480.

It was moved by Secretary Vranas and seconded by Vice President Foutris that the Lincolnwood School District 74 Board of Education approves those items on the Consent Agenda as appear above.

President Theodore submitted the motion to a vote and the following vote was recorded:

Ayes: Foutris, Vranas, Kwon, Oleniczak, Rosenberg, Seta, Theodore

Nays: None

Absent: None

Motion passed.

5. UNFINISHED BUSINESS

None

6. NEW BUSINESS

None

7. COMMUNICATION FROM BOARD MEMBERS

a. NTDSE/District 807: **John P. Vranas/Elissa B. Rosenberg**

The NTDSE Governing Board met earlier this evening and will report to the Board at our next meeting.

b. IASB (Illinois Association of School Boards): **Ted Kwon/Jay Oleniczak**

Member Kwon reported that registration is open for the Joint Annual Conference in November 2025.

c. Finance Committee: **Jay Oleniczak/Mihra Seta**

The Finance Committee last met on June 12, 2025.

- The FY26 Preliminary Budget was presented. Courtney Whited, Business Manager/CSBO reviewed the budget adoption timeline. She presented a series of slides depicting revenue and expenditure estimates for FY26 through different lenses of analysis. Courtney will continue to refine projections as more data is available and will present a tentative budget at the July Finance Committee meeting.
- Tammie Beckwith Schallmo, from PMA, presented possible scenarios for a future bond sale. She outlined the current repayment schedule for existing District debt and summarized the statutory amount of debt that the District could maintain. Tammie presented four scenarios mentioning the repayment schedule for each, how each bond sale correlates to the District's Debt Service Extension Base, and how the District's ability to sell future debt is impacted by each scenario. The Finance Committee concurs with the Administration to recommend to the Board of Education to proceed with the sale of working cash bonds in the amount of \$ 5,000,000 as presented for the purposes of doing the renovations at Todd Hall without any additions.

The next Finance Committee meeting is scheduled for Thursday, July 24, 2025 at 6:30 p.m. The public is welcome.

d. Facilities Committee: **John P. Vranas/Myra A. Foutris**

The Facilities Committee last met on June 10, 2025.

- StudioGC provided Todd Hall renovation and addition concepts for review. The Committee provided feedback.
- Athi provided a quote for new seating in Todd Hall's Main Office reception area. The surface will be easy to clean as it will be the same vinyl material as the seating recently chosen for the Rutledge Hall Staff Lounge.
- Athi presented possible replacement concepts for the Rutledge Hall wall map. Athi explained that the map is actually covering a door that is an elevated entrance to the stage. The door would be removed and filled with masonry. The Committee likes the Lincolnwood map and asked Athi to present a firm proposal at a future Facilities Committee meeting.
- The Facilities Committee concurred with the Administration's recommendation to approve the quote from Woodland Manufacturing for Custom Lincoln Hall Signage.
- The Committee would like to see options for a mural for the Door 7 Stairwell at Rutledge Hall, specific to Anne Rutledge that would be like the beautiful mural of President Lincoln at Lincoln Hall.
- The following recommendations from the Administration were approved by the Facilities Committee for the Board's consideration at tonight's meeting:
 - The Agreement from Johnson Floor Company, Inc. for the Carpet Tile, Base, Prep and Demo for classrooms 300 and 303.
 - The Proposal from Little Tommy's Plumbing shop, Inc. and the Proposal from Johnson Flooring Company, Inc. for the replacement of the pipe tee to prevent backups in the toilet room in the Nurse's office.
- Jordan Stephen, Director of Technology, presented the District Security Audit and Recommendations for the 2025-2026 school year. The Committee directed Jordan to obtain quotes for security cameras, visitor management, panic buttons and video messaging as presented.
- Dr. Russo presented the Rutledge Hall Courtyard renderings to complete the courtyard renovations making it useful as an outdoor space for classes. The Administration is following up with the vendor on specific questions related to the design.

The next Facilities Committee meeting is scheduled for Tuesday, July 22, 2025 at 6:00 p.m. The public is welcome.

e. Policy Committee: **Myra A. Foutris/Ted Kwon**

The Policy Committee last met on Friday, May 23, 2025. The June and July Policy Committee meetings were canceled due to a light agenda. The next Policy Committee meeting is scheduled for Friday, August 22, 2025 at 8:30am in the Administration Building. The public is welcome.

f. President's Report: **Peter D. Theodore**

I. Important District Dates

President Theodore shared important District upcoming dates. Please see the District website for information: sd74.org.

8. COMMUNICATION TO THE BOARD OF EDUCATION

a. LTA (Lincolnwood Teacher Association): **Travis DuPriest/Kevin Conley (Co-Presidents)**

No report.

b. LSSU (Lincolnwood Support Staff Union): **Tommy Bujnowski (President)**

No report.

c. PALS (People Active with Lincolnwood Schools): **Abby Jones (President)**

No report.

9. ADMINISTRATIVE REPORTS

a. Superintendent's Report: **Dr. David L. Russo**

I. District Updates

- The hot weather of the last few days certainly has made it feel like summer! Superintendent Russo hopes that everyone's summer is off to a great start!
- The District completed the first week of the SD74 Summer Adventures program and it has been wonderful to host the NTDSE Extended School Year program at Rutledge Hall. The NTDSE program wraps up on July 10, 2025.
- As people are in and around campus, please be aware of fenced off areas and heavy equipment. We are making good progress on our summer projects and want everyone to be safe as we look to get these projects accomplished in time for the fall.
- Don't forget to register your child or children for the 2025-2026 school year. Re-registration must be complete, meaning all required paperwork has been submitted and approved, along with full fee payment. There will be a \$25 Late Registration Fee applied to the account for each student beginning August 1, 2025. Additionally, information on teacher assignment will only be communicated to those families who have completed the registration process. Currently, there are 804 total registrations in some state of completion. Of the 721 re-registrations, 438 are approved and finalized. There have been 83 new registrations. Please keep in mind that this figure includes Pre-K, kindergarten, and students new to the District at all other grade levels.

b. Curriculum and Instruction, Assistant Superintendent's Report: **Dr. Dominick M. Lupo**

I. Curriculum Department Update

- SD74 Summer Adventures successfully began this week. Please remember there are no classes the week of June 30 thru July 4, 2025.
- Also, all new curricular materials have begun to roll into the District, and we are looking to inventory these materials in the coming weeks.
- The District's summer curriculum writing projects are underway, and teachers are working on projects from updating their scope and sequence to collaborative work on topics such as Building a Thinking classroom where class structures and activities have a focus on building student ownership over their learning.

c. Business and Operations, Business Manager/CSBO: **Courtney Whited**

I. Finance Report - **APRIL 2025**

Business Manager/CSBO presented the April 2025 Finance Report.

II. Preliminary Timeline for Working Cash Bonds Issuance

In general, the Board of Education needs three meetings to address all necessary legal steps for the sale of working cash bonds. This timeline enables the District to generate working cash bond proceeds by early December 2025:

August 7, 2025 - Board adopts resolution of Intent & a Resolution calling a BINA hearing at Regular meeting
September 4, 2025 - Board holds BINA hearing at Regular meeting for Working Cash Bonds
October 2, 2025 - Board approves parameters resolution authorizing Working Cash Bonds
November 17, 2025 - Bonds sold; delegates approve results
Early December 2025 - Bond issue closes; District receives Working Cash Bonds proceeds

It was moved by Secretary Vranas and seconded by Member Kwon that the Lincolnwood School District 74 Board of Education approves to proceed with the necessary Legal steps for the sale of Working Cash Bonds in the amount of \$5,000,000, as presented, for the purposes of doing the renovations at Todd Hall without any additions.

President Theodore asked for additional comments before the Board of Education voted on the motion.

Secretary Vranas requested additional details about the Working Cash Bonds issuance scenarios from the Administration as well as from the Finance Committee Chair Jay Oleniczak.

Vice President Foutris asked the Administration a series of questions on the analysis conducted to present the above motion. Secretary Vranas asked the Administration for additional details regarding the costs associated with issuing the Working Cash Bonds and requested an explanation of how a Referendum Bond would impact the Board's planning relative to future development of the Lincolnwood Town Center property.

Vice President Foutris inquired about the timeline for placing a Referendum Bond on the ballot. The Administration will consult with District Legal Counsel for guidance.

It was moved by Secretary Vranas and seconded by Vice President Foutris to table the motion and to send the item back to the Finance Committee to investigate doing a \$12,100,000 Referendum Bond; thereby, giving the community the opportunity to decide the issue.

President Theodore submitted the motion to a vote and the following vote was recorded:

Ayes: Foutris, Vranas, Kwon, Oleniczak, Rosenberg, Seta, Theodore

Nays: None

Absent: None

Motion passed.

III. Bills Payable in the Amount of \$1,393,128.47

Bills reviewed this month by: Elissa B. Rosenberg and Myra A. Foutris

It was moved by Vice President Foutris and seconded by Member Rosenberg that the Lincolnwood School District 74 Board of Education approve invoices and bills in the amount of \$1,393,128.47.

President Theodore submitted the new motion to a vote and the following vote was recorded:

Ayes: Foutris, Vranas, Kwon, Oleniczak, Rosenberg, Seta, Theodore

Nays: None

Absent: None

Motion passed.

10. AUDIENCE TO VISITORS

Several community members commented on the Preliminary Timeline for Working Cash Bonds Issuance agenda item as well as an audience member comment on the Possible Dismissal of an LSSU (Lincolnwood Support Staff Union) Personnel Employee agenda item.

Susan Fahey, Director of Children’s Care & Development Center, Inc. (CCDC) thanked the Board of Education and Administration for continuing the discussion of maintaining their working partnership with the District.

Secretary Vranas requested and was granted a point of privilege from President Theodore. Secretary Vranas shared that all Board of Education and Committee meeting details can be found on the District website, and as always, the public is always welcome to attend any of the meetings.

11. RECESS INTO CLOSED SESSION

It was moved by President Theodore and seconded by Secretary Vranas that the Lincolnwood School District 74 Board of Education recess into Closed Session for the purposes of: **5 ILCS 120/2(c)(1), amended by P.A. 101-459 - Personnel.**

President Theodore submitted the motion to a voice vote and the motion passed at 8:52 p.m.

12. RETURN TO OPEN SESSION

It was moved by Vice President Foutris and seconded by Secretary Vranas for the Lincolnwood School District 74 Board of Education to return to open session.

President Theodore submitted the motion to a voice vote and the motion passed at 10:13 p.m.

13. Possible Dismissal of an LSSU (Lincolnwood Support Staff Union) Personnel Employee

It was moved by Secretary Vranas and seconded by Member Oleniczak that the Lincolnwood School District 74 Board of Education terminate the employment of employee Jarrett Passaglia effective immediately for the reasons discussed in Closed Session.

President Theodore submitted the new motion to a vote and the following vote was recorded:

Ayes: Foutris, Vranas, Kwon, Oleniczak, Rosenberg, Seta, Theodore

Nays: None

Absent: None

Motion passed.


14. ADJOURNMENT

It was moved by Secretary Vranas and seconded by Member Rosenberg to adjourn the Regular meeting of the Lincolnwood School District 74 Board of Education.

President Theodore submitted the motion to a voice vote and the motion passed at 10:16 p.m.

Peter D. Theodore, President

John P. Vranas, Secretary



STAFF
Pre-Approval for Conference/Meeting
(Overnight)

Employee: _____ Position: _____

Conference/Mtg.: _____ Location: _____

Conference/Mtg. Dates (from): _____ (to): _____

Dates absent from work (from): _____ (to): _____

TRAVEL

Maximum ESTIMATES of expenses for which employee will request reimbursement:

- Plane, bus, or train fare _____
- Special fares for bus and taxi _____
- Auto mileage: Miles x rate: = _____
(calculate from District address starting point)
- Parking: Day(s) x rate: = _____

LODGING

Submit estimated rates or receipt/confirmation for hotel or motel bill _____

MEAL & INCIDENTAL EXPENSES - Per Diem (For rates, visit: www.gsa.gov/)
Includes tips and gratuities (Servers, Bellhops, etc.)

- Maximum (per GSA) per day is authorized for meals and incidentals _____

REGISTRATION FEES

MISCELLANEOUS CONFERENCE EXPENSES. PLEASE ITEMIZE:

Total Estimate of Expenses: _____

Principal/Administrator Approved: _____ Date: _____

Superintendent or Designee Approved: _____ Date: _____

Upon approval of the conference, it is the staff member's responsibility to officially register for the event using the Building Principal's p-card.

Please submit ¹**TWO** copies.

One will be returned and should be resubmitted when actual conference expenses have been finalized.

ALSO, please attach a brief summary about the purpose of attending this conference/meeting and how it will enhance the educational environment for students.



Executive Summary Board of Education Meeting

DATE: August 7, 2025

TOPIC: Amendment of the Education Services Staffing Agreement between Amergis Healthcare Staffing, Inc. and Lincolnwood School District 74

PREPARED BY: David Russo

Recommended for:

- Action
- Discussion
- Information

Purpose/Background:

The District employs three staffing agency nurses through Amergis Healthcare Staffing, Inc. By contract, the District can seek to convert an individual to a Lincolnwood School District 74 employee following certain guidelines. The District seeks to convert the Rutledge Hall nurse to a School District 74 employee for the 2025-2026 school year.

Part of the process includes payment of a Conversion Fee to Amergis Healthcare Staffing, Inc. The fee is calculated on a sliding scale based on the annual salary for the position and the amount of time the individual has held the role. In this case, the District must pay a Conversion Fee of \$11,535. This was calculated based upon 25% of an annual salary of \$46,140.

Based upon current staffing agency rates for a nurse role, the District will recoup this cost within the first trimester of the school year.

Fiscal Impact:

\$11,535

Recommendation:

The Finance Committee concurs with the Administration's recommendation to the Board of Education to approve this Amendment of the Education Services Staffing Agreement between Amergis Healthcare Staffing, Inc. and Lincolnwood School District 74 in the amount of \$11,535.



**AMENDMENT (“Amendment”) OF THE Education Services Staffing Agreement AGREEMENT (“Agreement”)
BETWEEN AMERGIS HEALTHCARE STAFFING, INC. AND Lincolnwood School District 74**

This Amendment is incorporated in the Agreement as of (“Effective Date”), 08/07/2025 between, Lincolnwood School District 74 (hereinafter referred to as “CUSTOMER”) and **Amergis Healthcare Staffing, Inc.**, (hereinafter referred to as “AMERGIS”).

RECITALS

WHEREAS, CUSTOMER and AMERGIS entered into the Agreement with an effective date of 09/09/2022.

WHEREAS, CUSTOMER and AMERGIS wish to amend the Agreement and incorporate the following terms and conditions.

NOW THEREFORE, the parties do mutually agree as follows:

Temp to Perm. As of the Effective Date and Section 3.6 of the Agreement notwithstanding, CUSTOMER shall have the right to directly hire Karrina Campos, (hereinafter the “EMPLOYEE”) as an employee in exchange for a placement fee of \$11,535.00. Section 3.6 as written in the Agreement shall continue to apply to any other AMERGIS personnel retained by CUSTOMER. Once CUSTOMER hires EMPLOYEE, AMERGIS is released from all staffing responsibility, employer obligations, and personnel matters related to EMPLOYEE, including, but not limited to insurance coverage, payment of wages or other forms of compensation, and mandatory state and federal withholdings. CUSTOMER agrees to indemnify, defend, and hold harmless AMERGIS from any liability or claim, arising out of employment with CUSTOMER.

All other terms and conditions of the Agreement not amended hereby shall remain unchanged as stated in the original Agreement.

IN WITNESS WHEREOF, the parties have caused this Amendment to be executed below.

Accepted By:

Lincolnwood School District 74:

AMERGIS HEALTHCARE STAFFING, INC.:

Signature

Signature

Rob Coombs, Asst. Controller


Printed Name & Title

Printed Name & Title

6/27/2025

Date

Date



Executive Summary Board of Education Meeting

DATE: August 7, 2025

TOPIC: STEM Teacher Training for Project Lead the Way (PLTW)

PREPARED BY: David Russo

Recommended for:

- Action
- Discussion
- Information

Purpose/Background:

Implementation of the Science, Technology, Engineering and Mathematics (STEM) curriculum through the Project Lead the Way (PLTW) program requires training when new teachers are hired or transfer into new roles within the District. The training will get the teachers, Tom Foust and Ethan Dasilva, ready to deliver the curriculum to their respective students this coming fall.

Mr. Foust needs to complete training for the *Automation & Robotics* and *Medical Detectives* modules, while Mr. Dasilva will need training for the *Design & Modeling*, *Computer Science for Innovators and Makers*, and *Science of Technology* modules. The teacher is responsible for pre-conference reading, planning, and studying.


Fiscal Impact:

Each training costs \$1,200 and the teachers will be paid a stipend of \$750 each. Stipends have been allocated for PLTW training in the past.

The total cost is \$7,500.

Recommendation:

It is the Administrative recommendation that the Board of Education approve Project Lead the Way (PLTW) training for Tom Foust and Ethan Dasilva in the amount of \$7,500.



Executive Summary Board of Education Meeting

DATE: August 7, 2025

TOPIC: Schoolwide, Inc. ELA Consultant | Pat Pollack | Middle School Literacy Review/Adoption and K-5
Implementation/Professional Development

PREPARED BY: Dominick Lupo

Recommended for:

- Action
- Discussion
- Information

Purpose/Background:

The Board of Education approves all contracts.

Over the past two years, the District embarked upon a full kindergarten through 8th grade curriculum review and adoption cycle of the District's literacy programs. This year we will be looking at the middle school reading and language arts program, and we will also be implementing the kindergarten through 5th grade program.

Literacy is the foundation of academic development for all subjects; therefore, the District is looking for the best way to review and implement our current materials and instructional practices. Throughout the past two years, Ms. Pat Pollack with Schoolwide, Inc. has assisted the District in identifying strengths and weaknesses of our current programming, she has provided professional development on best practices and effective instructional strategies in literacy, and she worked with both the K-5 literacy committee, and the middle school literacy committee throughout the years. With the relationships and trust that she has built with the coaches and staff, we feel that her experience and guidance in the implementation of our new materials and the selection of our middle school materials will be invaluable as we move towards solidifying our literacy programming by training our staff on the most innovative instructional strategies and selecting cutting edge resources.

The Goals:

- Deliver professional development on our newly selected materials to our K-5 staff
- Develop a scope and sequence for our new materials
- Identify and implement a learning progression of literacy skills
- Develop working definitions of common teaching methods to inform the materials selection process
- Identify materials that would best meet the needs of our middle school based on the program review that started last year and will continue throughout the 2025-2026 school year

Fiscal Impact:

The plan will include seven on-site days of PD plus the annual support plan (inclusive of unlimited support phone calls/emails with PD Director, scheduled remote discussions). The overall total comes to \$19,950. The team has budgeted for this entire expense through the Title I Professional Development grant funds.

Recommendation:

The Finance Committee concurs with the Administration's recommendation to the Board of Education to approve the contract with Schoolwide Inc. to guide the K-5 literacy implementation, deliver professional development throughout the District, and to lead the middle school literacy review and adoption at a cost of \$19,950 for the 2025-2026 school year.



Schoolwide, Inc.
 Ph. 1.800.261.9964 F. 1.866.333.1130
 www.schoolwide.com

Created Date 6/25/2025

Quote Number 00000318

Company Address 33 Walt Whitman rd, Suite 204E
 Huntington Station, NY 11746
 US

Prepared By Stephanie Klempler
 Email sklempler@schoolwide.com

Bill To Name Lincolnwood School District 74

Ship To Name Lincolnwood School District 74
 Ship To 6950 East Prairie Road
 Lincolnwood, IL 60712
 United States

Product	Quantity	UNIT PRICE	EXT.PRICE	EXT. PRICE INCL TRAVEL
Standard Teacher PD Full Day	7.00	\$2,850.00	\$19,950.00	

Subtotal \$19,950.00
 Discount 0.00%
 Grand Total \$19,950.00

STANDARD TERMS AND CONDITIONS

- Pricing is valid for 30 days from the above Creation Date.
- Schoolwide has approximated anticipated travel expenses to estimate the Extended Pricing Including Travel above.
- Your actual travel costs may vary from those outlined.
- Schoolwide's standard terms and conditions apply to ALL orders placed with Schoolwide and may be found online at <https://www.schoolwide.com/terms/>.
- Please ensure that you have read our standard terms and conditions thoroughly.
- Questions or concerns regarding our standard terms and conditions may be directed to 1 (800) 261-9964 or customerservice@schoolwide.com.

Review of Closed Session Minutes

Date Reviewed by Board Secretary: JULY 11, 2025

Date Reviewed by Board of Education: AUGUST 7, 2025

Date of Board Approval: AUGUST 7, 2025

Date of Minutes	Recommendation of Board Secretary
September 1, 2016	CLOSED
April 4, 2024 (2 of 3)	CLOSED
January 9, 2025	OPEN
February 6, 2025	OPEN
March 6, 2025	OPEN
April 3, 2025	OPEN
June 5, 2025	OPEN

Review of Closed Session Audio Recordings

Date Reviewed by Board Secretary: JULY 11, 2025

Date Reviewed by Board of Education: AUGUST 7, 2025

Date of Board Approval: AUGUST 7, 2025

Destroy Audio Recordings of the following Board of Education Closed Meetings (held prior to January 31, 2024)
August 3, 2023
September 7, 2023
November 2, 2023
December 7, 2023
January 11, 2024

Lincolnwood School District 74

Fund Balances

Fiscal Year: 2024-2025

Month: May
 Year: 2025
 Fund Type:

Include Cash Balance
 FY End Report

<u>Fund</u>	<u>Description</u>	<u>Beginning Balance</u>	<u>Revenue</u>	<u>Expense</u>	<u>Transfers</u>	<u>Fund Balance</u>
10	EDUCATIONAL	\$16,430,579.03	\$25,269,803.04	(\$20,543,984.51)	\$0.00	\$21,156,397.56
20	OPERATIONS & MAINTENANCE	\$2,129,075.85	\$2,287,455.61	(\$2,123,606.06)	\$0.00	\$2,292,925.40
30	DEBT SERVICE	\$820,485.25	\$1,756,770.78	(\$1,442,600.00)	\$0.00	\$1,134,656.03
40	TRANSPORTATION	\$1,844,953.06	\$1,474,295.98	(\$1,426,018.70)	\$0.00	\$1,893,230.34
50	MUNICIPAL RETIREMENT	\$0.00	\$0.00	\$0.00	\$0.00	\$0.00
51	IMRF	\$796,532.07	\$137,907.75	(\$186,238.05)	\$0.00	\$748,201.77
52	SOCIAL SECURITY AND MEDICARE	\$388,614.04	\$325,929.94	(\$335,079.47)	\$0.00	\$379,464.51
60	CAPITAL PROJECTS	\$5,878,829.57	\$305,390.93	(\$2,483,545.94)	\$0.00	\$3,700,674.56
70	WORKING CASH	\$604,360.19	\$11,376.02	\$0.00	\$0.00	\$615,736.21
80	TORT IMMUNITY	\$477,855.04	\$226,397.34	\$0.00	\$0.00	\$704,252.38
90	FIRE PREVENTION & SAFETY	\$1,813,795.36	\$175,547.19	(\$1,853,564.99)	\$0.00	\$135,777.56
99	LINCOLNWOOD SCHOOLS ACTIVITY FUN	\$0.00	\$0.00	\$0.00	\$0.00	\$0.00
Grand Total:		\$31,185,079.46	\$31,970,874.58	(\$30,394,637.72)	\$0.00	\$32,761,316.32

End of Report

Lincolnwood School District 74

Treasurers Report FUND- All Funds As of 05/31/2025

Fiscal Year: 2024-2025

ASSETS

CASH & INVESTMENTS

Cash in Bank (+)	\$32,140,758.08
Imprest Fund (+)	\$13,594.45
Petty Cash (+)	\$100.00

Sub-total : CASH & INVESTMENTS	\$32,154,452.53
--------------------------------	-----------------

DUE FROM OTHER GOVERNMENTS

Inter-Governmental Loans (+)	(\$467.03)
------------------------------	------------

Sub-total : DUE FROM OTHER GOVERNMENTS	(\$467.03)
--	------------

Total : ASSETS	\$32,153,985.50
----------------	-----------------

LIABILITIES

ACCOUNTS PAYABLE

Accounts Payable (+)	\$67,433.87
----------------------	-------------

Sub-total : ACCOUNTS PAYABLE	\$67,433.87
------------------------------	-------------

OTHER CURRENT LIABILITIES

Other Liabilities (+)	\$38,804.36
-----------------------	-------------

Payroll Liabilities (+)	(\$713,569.05)
-------------------------	----------------

Sub-total : OTHER CURRENT LIABILITIES	(\$674,764.69)
---------------------------------------	----------------

Total : LIABILITIES	(\$607,330.82)
---------------------	----------------

FUND BALANCE

Unreserved Fund Balance

Fund Balance (+)	\$31,185,079.46
------------------	-----------------

Sub-total : Unreserved Fund Balance	\$31,185,079.46
-------------------------------------	-----------------

NET INCREASE (DECREASE)

NET INCREASE (DECREASE) (+)	\$1,576,236.86
-----------------------------	----------------

Sub-total : NET INCREASE (DECREASE)	\$1,576,236.86
-------------------------------------	----------------

Total : FUND BALANCE	\$32,761,316.32
----------------------	-----------------

Total LIABILITIES + FUND BALANCE	\$32,153,985.50
----------------------------------	-----------------

End of Report

Lincolnwood School District 74

Treasurers Report FUND- All Funds For the Period 05/01/2025 through 05/31/2025

Fiscal Year: 2024-2025

	<u>05/01/2025 - 05/31/2025</u>	<u>Year To Date</u>	<u>Budget</u>	<u>Budget Balance</u>	
REVENUE					
LOCAL SOURCES					
Property Tax Receipts (+)	\$0.00	\$27,182,921.12	\$28,432,547.00	\$1,249,625.88	95.6%
Payments in Lieu of Taxes (+)	\$186,433.11	\$841,861.93	\$900,000.00	\$58,138.07	93.5%
Tuition Payments Received (+)	\$0.00	\$211,244.68	\$219,161.00	\$7,916.32	96.4%
Interest Revenue Received (+)	\$58,156.93	\$574,115.51	\$725,000.00	\$150,884.49	79.2%
Sales to Pupils & Adults (+)	\$783.08	\$228,056.43	\$210,000.00	(\$18,056.43)	108.6%
Activity Fees Received (+)	\$193.00	\$104,108.49	\$116,200.00	\$12,091.51	89.6%
Other Local Revenue (+)	\$89,007.75	\$376,746.58	\$382,647.00	\$5,900.42	98.5%
Rental Revenue (+)	\$258.00	\$83,926.91	\$103,015.00	\$19,088.09	81.5%
Sub-total : LOCAL SOURCES	\$334,831.87	\$29,602,981.65	\$31,088,570.00	\$1,485,588.35	95.2%
STATE SOURCES					
State Grants & Aid Received (+)	\$106,162.00	\$1,521,182.92	\$1,841,000.00	\$319,817.08	82.6%
Sub-total : STATE SOURCES	\$106,162.00	\$1,521,182.92	\$1,841,000.00	\$319,817.08	82.6%
FEDERAL SOURCES					
Federal Grants & Aid Received (+)	\$9,240.33	\$846,710.01	\$865,430.00	\$18,719.99	97.8%
Sub-total : FEDERAL SOURCES	\$9,240.33	\$846,710.01	\$865,430.00	\$18,719.99	97.8%
Total : REVENUE	\$450,234.20	\$31,970,874.58	\$33,795,000.00	\$1,824,125.42	94.6%
EXPENDITURES					
REGULAR K-12 PROGRAMS					
Salaries (-)	\$622,586.47	\$6,129,516.04	\$7,969,771.00	\$1,840,254.96	76.9%
Employee Benefits (-)	\$114,082.69	\$1,069,348.49	\$1,515,245.00	\$445,896.51	70.6%
Termination Benefits (-)	\$22,877.51	\$246,526.96	\$405,429.00	\$158,902.04	60.8%
Purchased Services (-)	\$39,374.48	\$259,725.15	\$353,380.00	\$93,654.85	73.5%
Supplies & Materials (-)	\$71,759.55	\$360,533.26	\$688,590.00	\$328,056.74	52.4%
Capital Expenditures (-)	\$45,124.17	\$258,084.97	\$265,600.00	\$7,515.03	97.2%
Other Objects (-)	\$0.00	\$0.00	\$750.00	\$750.00	0.0%
Non-Capitalized Equipment (-)	\$89,132.42	\$91,761.33	\$168,500.00	\$76,738.67	54.5%
Sub-total : REGULAR K-12 PROGRAMS	(\$1,004,937.29)	(\$8,415,496.20)	(\$11,367,265.00)	(\$2,951,768.80)	74.0%
PRE-K PROGRAMS					
Salaries (-)	\$20,885.78	\$208,924.34	\$251,109.00	\$42,184.66	83.2%
Employee Benefits (-)	\$11,055.44	\$83,345.74	\$82,717.00	(\$628.74)	100.8%
Purchased Services (-)	\$0.00	\$2,000.00	\$2,000.00	\$0.00	100.0%
Supplies & Materials (-)	\$3,081.76	\$4,822.83	\$5,200.00	\$377.17	92.7%
Non-Capitalized Equipment (-)	\$0.00	\$0.00	\$750.00	\$750.00	0.0%
Sub-total : PRE-K PROGRAMS	(\$35,022.98)	(\$299,092.91)	(\$341,776.00)	(\$42,683.09)	87.5%
SPECIAL ED PROGRAMS K-12					
Salaries (-)	\$127,418.48	\$1,249,658.80	\$1,572,954.00	\$323,295.20	79.4%
Employee Benefits (-)	\$37,368.02	\$321,492.29	\$377,575.00	\$56,082.71	85.1%
Purchased Services (-)	\$288.60	\$2,926.86	\$2,000.00	(\$926.86)	146.3%
Supplies & Materials (-)	\$58.90	\$3,270.20	\$3,750.00	\$479.80	87.2%
Capital Expenditures (-)	\$0.00	\$2,613.80	\$4,000.00	\$1,386.20	65.3%
Non-Capital Equipment (-)	\$0.00	\$998.50	\$3,000.00	\$2,001.50	33.3%

Operating Statement with Budget

Lincolnwood School District 74

Treasurers Report FUND- All Funds For the Period 05/01/2025 through 05/31/2025

Fiscal Year: 2024-2025

	<u>05/01/2025 - 05/31/2025</u>	<u>Year To Date</u>	<u>Budget</u>	<u>Budget Balance</u>	
Sub-total : SPECIAL ED PROGRAMS K-12	(\$165,134.00)	(\$1,580,960.45)	(\$1,963,279.00)	(\$382,318.55)	80.5%
REMEDIAL & SUPPLEMENTAL K-12					
Salaries (-)	\$48,392.82	\$483,928.26	\$629,107.00	\$145,178.74	76.9%
Employee Benefits (-)	\$9,066.83	\$84,170.71	\$116,539.00	\$32,368.29	72.2%
Purchased Services (-)	\$0.00	\$69,929.40	\$90,000.00	\$20,070.60	77.7%
Supplies & Materials (-)	\$0.00	\$5,220.11	\$46,875.00	\$41,654.89	11.1%
Sub-total : REMEDIAL & SUPPLEMENTAL K-12	(\$57,459.65)	(\$643,248.48)	(\$882,521.00)	(\$239,272.52)	72.9%
INTERSCHOLASTIC PROGRAMS					
Salaries (-)	\$2,727.19	\$85,710.37	\$111,000.00	\$25,289.63	77.2%
Employee Benefits (-)	\$230.84	\$3,726.22	\$6,500.00	\$2,773.78	57.3%
Supplies & Materials (-)	\$926.04	\$9,182.47	\$7,250.00	(\$1,932.47)	126.7%
Capital Expenditures (-)	\$0.00	\$0.00	\$1,500.00	\$1,500.00	0.0%
Other Objects (-)	\$0.00	\$5,500.00	\$3,800.00	(\$1,700.00)	144.7%
Sub-total : INTERSCHOLASTIC PROGRAMS	(\$3,884.07)	(\$104,119.06)	(\$130,050.00)	(\$25,930.94)	80.1%
SUMMER SCHOOL PROGRAMS					
Salaries (-)	\$0.00	\$36,169.76	\$73,000.00	\$36,830.24	49.5%
Employee Benefits (-)	\$0.00	\$1,562.25	\$3,720.00	\$2,157.75	42.0%
Supplies & Materials (-)	\$0.00	\$2,496.90	\$3,000.00	\$503.10	83.2%
Sub-total : SUMMER SCHOOL PROGRAMS	\$0.00	(\$40,228.91)	(\$79,720.00)	(\$39,491.09)	50.5%
GIFTED PROGRAMS					
Salaries (-)	\$42,785.19	\$431,923.66	\$563,324.00	\$131,400.34	76.7%
Employee Benefits (-)	\$10,174.86	\$92,979.27	\$124,569.00	\$31,589.73	74.6%
Supplies & Materials (-)	\$716.28	\$5,514.76	\$4,375.00	(\$1,139.76)	126.1%
Sub-total : GIFTED PROGRAMS	(\$53,676.33)	(\$530,417.69)	(\$692,268.00)	(\$161,850.31)	76.6%
BILINGUAL PROGRAMS					
Salaries (-)	\$57,406.91	\$559,820.57	\$708,394.00	\$148,573.43	79.0%
Employee Benefits (-)	\$8,610.31	\$78,207.01	\$141,805.00	\$63,597.99	55.2%
Purchased Services (-)	\$2,160.00	\$3,410.00	\$3,750.00	\$340.00	90.9%
Supplies & Materials (-)	\$274.72	\$2,037.16	\$7,925.00	\$5,887.84	25.7%
Sub-total : BILINGUAL PROGRAMS	(\$68,451.94)	(\$643,474.74)	(\$861,874.00)	(\$218,399.26)	74.7%
ATTENDANCE & SOCIAL WORK					
Salaries (-)	\$32,679.76	\$303,394.88	\$424,837.00	\$121,442.12	71.4%
Employee Benefits (-)	\$4,050.47	\$28,238.60	\$45,177.00	\$16,938.40	62.5%
Purchased Services (-)	\$0.00	\$1,050.50	\$900.00	(\$150.50)	116.7%
Supplies & Materials (-)	(\$16.99)	\$1,953.19	\$2,785.00	\$831.81	70.1%
Sub-total : ATTENDANCE & SOCIAL WORK	(\$36,713.24)	(\$334,637.17)	(\$473,699.00)	(\$139,061.83)	70.6%
HEALTH SERVICES					
Salaries (-)	\$4,395.60	\$62,785.23	\$160,245.00	\$97,459.77	39.2%
Employee Benefits (-)	\$709.58	\$11,629.46	\$67,815.00	\$56,185.54	17.1%
Purchased Services (-)	\$21,117.50	\$191,344.50	\$121,000.00	(\$70,344.50)	158.1%

Operating Statement with Budget

Lincolnwood School District 74

Treasurers Report FUND- All Funds For the Period 05/01/2025 through 05/31/2025

Fiscal Year: 2024-2025

	<u>05/01/2025 - 05/31/2025</u>	<u>Year To Date</u>	<u>Budget</u>	<u>Budget Balance</u>	
Supplies & Materials (-)	\$2,163.17	\$7,923.58	\$5,400.00	(\$2,523.58)	146.7%
Capital Expenditures (-)	\$0.00	\$1,304.23	\$1,300.00	(\$4.23)	100.3%
Other Objects (-)	\$0.00	\$0.00	\$750.00	\$750.00	0.0%
Non-Capital Equipment (-)	\$0.00	\$1,492.00	\$1,500.00	\$8.00	99.5%
Sub-total : HEALTH SERVICES	(\$28,385.85)	(\$276,479.00)	(\$358,010.00)	(\$81,531.00)	77.2%
PSYCHOLOGICAL SERVICES					
Salaries (-)	\$14,755.18	\$147,551.80	\$191,817.00	\$44,265.20	76.9%
Employee Benefits (-)	\$1,423.78	\$13,256.86	\$17,874.00	\$4,617.14	74.2%
Purchased Services (-)	\$595.00	\$5,068.76	\$4,300.00	(\$768.76)	117.9%
Supplies & Materials (-)	\$0.00	\$296.83	\$1,575.00	\$1,278.17	18.8%
Sub-total : PSYCHOLOGICAL SERVICES	(\$16,773.96)	(\$166,174.25)	(\$215,566.00)	(\$49,391.75)	77.1%
SPEECH PATHOLOGY & AUDIOLOGY					
Salaries (-)	\$20,057.84	\$200,578.40	\$260,752.00	\$60,173.60	76.9%
Employee Benefits (-)	\$3,602.78	\$33,036.36	\$44,715.00	\$11,678.64	73.9%
Purchased Services (-)	\$6,570.90	\$59,393.50	\$58,700.00	(\$693.50)	101.2%
Supplies & Materials (-)	\$0.00	\$490.81	\$1,550.00	\$1,059.19	31.7%
Sub-total : SPEECH PATHOLOGY & AUDIOLOGY	(\$30,231.52)	(\$293,499.07)	(\$365,717.00)	(\$72,217.93)	80.3%
OTHER SUPPORT SERVICES - PUPILS					
Salaries (-)	\$9,968.81	\$82,652.74	\$90,000.00	\$7,347.26	91.8%
Employee Benefits (-)	\$670.06	\$5,581.78	\$8,040.00	\$2,458.22	69.4%
Sub-total : OTHER SUPPORT SERVICES - PUPILS	(\$10,638.87)	(\$88,234.52)	(\$98,040.00)	(\$9,805.48)	90.0%
IMPROVEMENT OF INSTRUCTION					
Salaries (-)	\$28,659.56	\$368,909.08	\$405,333.00	\$36,423.92	91.0%
Employee Benefits (-)	\$4,855.85	\$54,766.13	\$60,561.00	\$5,794.87	90.4%
Purchased Services (-)	\$1,809.56	\$45,644.72	\$58,600.00	\$12,955.28	77.9%
Supplies & Materials (-)	\$0.00	\$1,178.48	\$2,000.00	\$821.52	58.9%
Other Objects (-)	\$0.00	\$271.71	\$4,000.00	\$3,728.29	6.8%
Sub-total : IMPROVEMENT OF INSTRUCTION	(\$35,324.97)	(\$470,770.12)	(\$530,494.00)	(\$59,723.88)	88.7%
EDUCATIONAL MEDIA					
Salaries (-)	\$22,147.73	\$225,945.89	\$294,375.00	\$68,429.11	76.8%
Employee Benefits (-)	\$3,798.91	\$35,962.59	\$35,505.00	(\$457.59)	101.3%
Supplies & Materials (-)	\$2,865.66	\$17,802.21	\$19,900.00	\$2,097.79	89.5%
Sub-total : EDUCATIONAL MEDIA	(\$28,812.30)	(\$279,710.69)	(\$349,780.00)	(\$70,069.31)	80.0%
ASSESSMENT & TESTING					
Purchased Services (-)	\$360.00	\$360.00	\$0.00	(\$360.00)	0.0%
Supplies & Materials (-)	\$254.48	\$1,379.48	\$100.00	(\$1,279.48)	1379.5%
Sub-total : ASSESSMENT & TESTING	(\$614.48)	(\$1,739.48)	(\$100.00)	\$1,639.48	1739.5%
ADMIN SERVICES - BOARD OF ED					
Employee Benefits (-)	\$0.00	\$5,642.34	\$5,000.00	(\$642.34)	112.8%
Purchased Services (-)	\$7,124.11	\$127,431.87	\$213,000.00	\$85,568.13	59.8%

Operating Statement with Budget

Lincolnwood School District 74

Treasurers Report FUND- All Funds For the Period 05/01/2025 through 05/31/2025

Fiscal Year: 2024-2025

	<u>05/01/2025 - 05/31/2025</u>	<u>Year To Date</u>	<u>Budget</u>	<u>Budget Balance</u>	
Supplies & Materials (-)	\$538.03	\$1,249.91	\$2,500.00	\$1,250.09	50.0%
Other Objects (-)	\$8,505.00	\$8,639.00	\$16,000.00	\$7,361.00	54.0%
Sub-total : ADMIN SERVICES - BOARD OF ED	(\$16,167.14)	(\$142,963.12)	(\$236,500.00)	(\$93,536.88)	60.4%
SUPERINTENDENT					
Salaries (-)	\$20,879.12	\$251,538.45	\$282,419.00	\$30,880.55	89.1%
Employee Benefits (-)	\$3,890.25	\$53,853.69	\$57,281.00	\$3,427.31	94.0%
Purchased Services (-)	\$0.00	\$890.97	\$4,000.00	\$3,109.03	22.3%
Supplies & Materials (-)	\$34.80	\$2,061.53	\$2,000.00	(\$61.53)	103.1%
Other Objects (-)	\$0.00	\$1,432.99	\$3,000.00	\$1,567.01	47.8%
Sub-total : SUPERINTENDENT	(\$24,804.17)	(\$309,777.63)	(\$348,700.00)	(\$38,922.37)	88.8%
ADMIN SERVICES - SPECIAL ED					
Salaries (-)	\$12,145.86	\$145,750.32	\$157,897.00	\$12,146.68	92.3%
Employee Benefits (-)	\$3,974.43	\$44,345.66	\$48,032.00	\$3,686.34	92.3%
Purchased Services (-)	\$0.00	\$484.88	\$1,350.00	\$865.12	35.9%
Other Objects (-)	\$0.00	\$250.00	\$300.00	\$50.00	83.3%
Sub-total : ADMIN SERVICES - SPECIAL ED	(\$16,120.29)	(\$190,830.86)	(\$207,579.00)	(\$16,748.14)	91.9%
WORKERS COMPENSATION INSURANCE					
Purchased Services (-)	\$19,994.43	\$0.00	\$72,000.00	\$72,000.00	0.0%
Sub-total : WORKERS COMPENSATION INSURANCE	(\$19,994.43)	\$0.00	(\$72,000.00)	(\$72,000.00)	0.0%
PROPERTY INSURANCE					
Purchased Services (-)	\$0.00	\$0.00	\$122,000.00	\$122,000.00	0.0%
Sub-total : PROPERTY INSURANCE	\$0.00	\$0.00	(\$122,000.00)	(\$122,000.00)	0.0%
PRINCIPAL					
Salaries (-)	\$55,657.89	\$677,659.01	\$739,568.00	\$61,908.99	91.6%
Employee Benefits (-)	\$16,830.57	\$188,792.32	\$224,022.00	\$35,229.68	84.3%
Purchased Services (-)	\$2,669.65	\$6,418.24	\$6,000.00	(\$418.24)	107.0%
Supplies & Materials (-)	\$143.95	\$1,426.28	\$4,000.00	\$2,573.72	35.7%
Capital Expenditures (-)	\$0.00	\$0.00	\$1,000.00	\$1,000.00	0.0%
Other Objects (-)	\$20.00	\$1,082.00	\$2,400.00	\$1,318.00	45.1%
Sub-total : PRINCIPAL	(\$75,322.06)	(\$875,377.85)	(\$976,990.00)	(\$101,612.15)	89.6%
OTHER SUPPORT SERVICES - SCH ADMIN					
Salaries (-)	\$8,918.00	\$107,016.00	\$115,935.00	\$8,919.00	92.3%
Employee Benefits (-)	\$2,726.49	\$30,330.17	\$33,050.00	\$2,719.83	91.8%
Sub-total : OTHER SUPPORT SERVICES - SCH ADMIN	(\$11,644.49)	(\$137,346.17)	(\$148,985.00)	(\$11,638.83)	92.2%
OPERATION OF BUSINESS SERVICES					
Salaries (-)	\$15,849.54	\$190,194.48	\$206,044.00	\$15,849.52	92.3%
Employee Benefits (-)	\$2,895.61	\$32,462.22	\$35,351.00	\$2,888.78	91.8%
Other Objects (-)	\$150.00	\$2,995.30	\$1,500.00	(\$1,495.30)	199.7%

Operating Statement with Budget

Lincolnwood School District 74

Treasurers Report FUND- All Funds For the Period 05/01/2025 through 05/31/2025

Fiscal Year: 2024-2025

	05/01/2025 - 05/31/2025	Year To Date	Budget	Budget Balance	
Sub-total : OPERATION OF BUSINESS SERVICES	(\$18,895.15)	(\$225,652.00)	(\$242,895.00)	(\$17,243.00)	92.9%
FISCAL SERVICES					
Salaries (-)	\$19,421.04	\$233,091.63	\$252,774.00	\$19,682.37	92.2%
Employee Benefits (-)	\$8,641.28	\$97,981.71	\$106,938.00	\$8,956.29	91.6%
Purchased Services (-)	\$103,404.00	\$106,150.04	\$117,400.00	\$11,249.96	90.4%
Supplies & Materials (-)	\$556.76	\$4,818.29	\$5,500.00	\$681.71	87.6%
Other Objects (-)	\$31.94	\$22,165.32	\$30,000.00	\$7,834.68	73.9%
Sub-total : FISCAL SERVICES	(\$132,055.02)	(\$464,206.99)	(\$512,612.00)	(\$48,405.01)	90.6%
FACILITY ACQUISITION & CONSTRUCTION					
Purchased Services (-)	\$0.00	\$204,054.72	\$358,818.00	\$154,763.28	56.9%
Capital Expenditures (-)	\$24,972.43	\$2,392,286.21	\$2,923,502.00	\$531,215.79	81.8%
Sub-total : FACILITY ACQUISITION & CONSTRUCTION	(\$24,972.43)	(\$2,596,340.93)	(\$3,282,320.00)	(\$685,979.07)	79.1%
OPERATION & MAINTENANCE OF PLANT					
Salaries (-)	\$43,805.36	\$516,591.28	\$573,222.00	\$56,630.72	90.1%
Employee Benefits (-)	\$14,095.10	\$160,138.52	\$179,849.00	\$19,710.48	89.0%
Purchased Services (-)	\$68,189.47	\$957,594.07	\$1,151,700.00	\$194,105.93	83.1%
Supplies & Materials (-)	\$32,336.87	\$499,510.88	\$515,950.00	\$16,439.12	96.8%
Capital Expenditures (-)	\$188,146.00	\$1,805,016.82	\$1,919,270.00	\$114,253.18	94.0%
Other Objects (-)	\$0.00	\$0.00	\$1,000.00	\$1,000.00	0.0%
Non-Capitalized Equipment (-)	\$0.00	\$4,322.33	\$5,000.00	\$677.67	86.4%
Sub-total : OPERATION & MAINTENANCE OF PLANT	(\$346,572.80)	(\$3,943,173.90)	(\$4,345,991.00)	(\$402,817.10)	90.7%
PUPIL TRANSPORTATION					
Purchased Services (-)	\$166,582.72	\$1,426,018.70	\$1,650,000.00	\$223,981.30	86.4%
Sub-total : PUPIL TRANSPORTATION	(\$166,582.72)	(\$1,426,018.70)	(\$1,650,000.00)	(\$223,981.30)	86.4%
FOOD SERVICES					
Salaries (-)	\$28,748.79	\$283,985.36	\$303,973.00	\$19,987.64	93.4%
Employee Benefits (-)	\$10,871.29	\$109,145.44	\$120,107.00	\$10,961.56	90.9%
Purchased Services (-)	\$263.25	\$3,153.56	\$5,000.00	\$1,846.44	63.1%
Supplies & Materials (-)	\$39,188.09	\$295,610.76	\$282,000.00	(\$13,610.76)	104.8%
Capital Expenditures (-)	\$0.00	\$15,476.54	\$7,000.00	(\$8,476.54)	221.1%
Other Objects (-)	\$99.00	\$2,220.66	\$1,500.00	(\$720.66)	148.0%
Non-Capitalized Equipment (-)	\$1,734.06	\$2,002.68	\$4,000.00	\$1,997.32	50.1%
Sub-total : FOOD SERVICES	(\$80,904.48)	(\$711,595.00)	(\$723,580.00)	(\$11,985.00)	98.3%
INTERNAL SERVICES					
Purchased Services (-)	\$2,552.60	\$25,010.10	\$27,000.00	\$1,989.90	92.6%
Supplies & Materials (-)	\$0.00	\$1,577.55	\$1,500.00	(\$77.55)	105.2%
Sub-total : INTERNAL SERVICES	(\$2,552.60)	(\$26,587.65)	(\$28,500.00)	(\$1,912.35)	93.3%
INFORMATION SERVICES					
Salaries (-)	\$6,846.56	\$90,012.12	\$96,859.00	\$6,846.88	92.9%
Employee Benefits (-)	\$4,109.42	\$47,447.17	\$50,938.00	\$3,490.83	93.1%

Operating Statement with Budget


Lincolnwood School District 74

Treasurers Report FUND- All Funds For the Period 05/01/2025 through 05/31/2025

Fiscal Year: 2024-2025

	<u>05/01/2025 - 05/31/2025</u>	<u>Year To Date</u>	<u>Budget</u>	<u>Budget Balance</u>	
Purchased Services (-)	\$1,248.26	\$11,379.98	\$24,500.00	\$13,120.02	46.4%
Supplies & Materials (-)	\$14.99	\$2,744.32	\$6,500.00	\$3,755.68	42.2%
Other Objects (-)	\$0.00	\$1,293.88	\$750.00	(\$543.88)	172.5%
Sub-total : INFORMATION SERVICES	(\$12,219.23)	(\$152,877.47)	(\$179,547.00)	(\$26,669.53)	85.1%
OTHER SUPPORT SERVICES - ADMIN					
Salaries (-)	\$43,747.36	\$516,810.50	\$569,435.00	\$52,624.50	90.8%
Employee Benefits (-)	\$12,785.92	\$144,337.88	\$176,370.00	\$32,032.12	81.8%
Purchased Services (-)	\$0.00	\$35.00	\$500.00	\$465.00	7.0%
Capital Expenditures (-)	\$0.00	\$0.00	\$700.00	\$700.00	0.0%
Other Objects (-)	\$0.00	\$0.00	\$1,000.00	\$1,000.00	0.0%
Sub-total : OTHER SUPPORT SERVICES - ADMIN	(\$56,533.28)	(\$661,183.38)	(\$748,005.00)	(\$86,821.62)	88.4%
COMMUNITY SERVICES					
Purchased Services (-)	\$0.00	\$0.00	\$1,000.00	\$1,000.00	0.0%
Supplies & Materials (-)	\$1,970.98	\$1,970.98	\$800.00	(\$1,170.98)	246.4%
Sub-total : COMMUNITY SERVICES	(\$1,970.98)	(\$1,970.98)	(\$1,800.00)	\$170.98	109.5%
PAYMENTS TO OTHER LEAs					
Purchased Services (-)	\$109,918.53	\$195,535.06	\$211,629.00	\$16,093.94	92.4%
Other Objects (-)	\$1,158,617.80	\$2,722,317.29	\$2,896,708.00	\$174,390.71	94.0%
Sub-total : PAYMENTS TO OTHER LEAs	(\$1,268,536.33)	(\$2,917,852.35)	(\$3,108,337.00)	(\$190,484.65)	93.9%
DEBT SERVICE - INTEREST					
Interest on Bonds Outstanding (-)	\$0.00	\$290,350.00	\$565,000.00	\$274,650.00	51.4%
Sub-total : DEBT SERVICE - INTEREST	\$0.00	(\$290,350.00)	(\$565,000.00)	(\$274,650.00)	51.4%
DEBT SERVICE - PRINCIPAL					
Principal Payments on Bonds Outstanding (-)	\$0.00	\$1,150,000.00	\$1,150,000.00	\$0.00	100.0%
Sub-total : DEBT SERVICE - PRINCIPAL	\$0.00	(\$1,150,000.00)	(\$1,150,000.00)	\$0.00	100.0%
DEBT SERVICE - OTHER					
Debt Service Fees (-)	\$0.00	\$2,250.00	\$2,500.00	\$250.00	90.0%
Sub-total : DEBT SERVICE - OTHER	\$0.00	(\$2,250.00)	(\$2,500.00)	(\$250.00)	90.0%
Total : EXPENDITURES	(\$3,851,909.05)	(\$30,394,637.72)	(\$37,364,000.00)	(\$6,969,362.28)	81.3%
NET INCREASE (DECREASE)	(\$3,401,674.85)	\$1,576,236.86	(\$3,569,000.00)	(\$5,145,236.86)	44.2%

End of Report



Executive Summary Board of Education

DATE: August 7, 2025

TOPIC: Tentative Budget for Fiscal Year 2026

PREPARED BY: Courtney Whited

Recommended for:

- Action
- Discussion
- Information

Purpose

Annually, the Board of Education must approve the School District Budget. The Tentative Fiscal Year 2026 Budget will be presented at the August 7, 2025 Board of Education meeting followed by a September 4, 2025 formal adoption at the Public Hearing held during the Board of Education meeting.

Background

Revenues: \$35,016,000

Real estate taxes account for 83.9% of total anticipated revenue. The District may receive approximately \$29,377,780 from local property taxes, likely to arrive later than the traditional August 1st date followed by the March 1, 2026 collections.

The District anticipates receiving \$3,044,584 which is approximately 8.7% of its revenue, from local sources primarily stemming from fees, tuition, interest and personal property replacement taxes.

State-derived funds account for 4.8% of total revenue. The majority of this \$1,680,132 will come from the Evidence Based Funding formula and the Transportation Claim.

Federal revenues of \$913,504 account for 2.6% of total revenue from Title I, Title III and School Improvement grants.

Expenditures: \$37,230,000

Salaries & Benefits

Overall, salaries are expected to be \$17,724,639 which is 5.9% above last year's actual amount of \$16,743,031. The Business Office conducted an in depth review of all salaries because this object represents 47.6% of the total planned expenditures. The prominent factors influencing this estimate are teachers' salary schedule level and class advancements, the 3.0% raises for returning LSSU members, four recent retirements, one teacher added to the retirement track, new hires for resignations, and the anticipation of fully staffing the open paraprofessional positions.

As for benefits, PPO medical insurance increased by 6.9%, HMO medical increased by 0.01%, dental increased by 4.0%, and life insurance remained the same. Long-term disability and flexible spending account fees remain unchanged. Percentages related to the District's share of TRS, THIS, Medicare and Social Security will also remain stable. TRS on federally-funded salaries remained at 10.34%. The District's IMRF rate will decrease on January 1, 2026 from 8.10% to 8.07%. The overall cost of benefits is estimated to be up 12.6% to \$3,888,670. It will not likely reach this high mark because there is an expectation built in for new employees' medical/dental insurance elections that may not occur.

Purchased Services

At \$4,697,472, the approximate 11.2% increase in purchased services corresponds to increased capital and life safety projects for which architect/engineering and contractor services will be required, rising transportation costs and workers' compensation and liability insurance costs.

Supplies & Materials

Expenditures are projected to be \$1,934,169 which is a 15.9% increase. Approximately \$13,700 could be covered by grant funds. Curriculum materials, natural gas and electricity will be the substantial expenses in this object category.

Capital Outlay

Primarily due to planned Security, Capital and Health Life Safety facilities projects, the FY26 capital outlay budget is anticipated to be \$4,020,885. An estimated \$50,000 is scheduled to be covered by grant funds.

Dues & Fees/Debt Payments

FY26 principal and interest payments of \$1,401,325 for the 2015, 2016, 2018, and 2021 series bonds are less than the \$1,715,000 SD74 paid in FY25. However, Niles Township District for Special Education #807 invoices will likely increase due to student counts and placements. Overall, expenditures from this object will likely total \$4,551,975 which is 0.3% more than FY25 actual expenditures of \$4,540,042.

Non-Capitalized Equipment

\$138,650 is 35.3% more than last year's \$102,468 in actual expenses. The expenditures are anticipated to be higher due to Technology/Security purchases throughout the District.

Termination Benefits

\$273,540 is 23.3% less than the FY25 expenditures. Three retirees reach Medicare age this fiscal year causing their District-supported insurance plans to terminate. There will be three new retirees who will begin receiving the post-employment benefits offered in the 2025-2029 LTA Contract. The service recognition benefit pay and THIS insurance rates have increased along with the anticipated insurance costs associated with three support staff retirees.

Fund Balance

As of June 30, 2025 the District's unaudited fund balance was \$28,357,838. The projected fund balance for June 30, 2026 is \$26,143,838. The Illinois State Board of Education Budget Form indicates SD74 will be submitting a balanced budget.

General Comments

The legal process to adopt a budget requires public notice to the general public. Such notice shall be published July 31, 2025 for the September 4, 2025 Public Hearing at the Board of Education meeting. Any changes to the Tentative Budget will need to be made before July 31, 2025 when it must be posted online and available at the District Office for viewing.

Last year, Administrative Costs were budgeted beyond the 5.0% limit set by Section 17-1.5 of the School Code. The attached FY26 Tentative Budget indicates SD74 will not exceed the 5.0% limit this year.

The May 2025 official fund balance report and the June 2025 fund balance report with cash balances for the District are attached.

Fiscal Impact

\$28,357,838 Estimated Beginning Fund Balance July 1, 2025

+\$35,016,000 Budgeted Revenues

-\$37,230,000 Budgeted Expenditures

\$26,143,838 Anticipated Ending Fund Balance on June 30, 2026

Please see the attached FY26 Tentative Budget presentation for further details.

Recommendation:

The Finance Committee concurs with the Administration's recommendation to the Board of Education to publish the attached legal notice on July 31, 2025 and to present the Fiscal Year 2026 Tentative Budget to the Board of Education on August 7, 2025.



FY26 Tentative Budget
Board of Education Meeting

August 7, 2025

Fiscal Year 2026 Budget Timeline

Date	Activity	Location
MAY 22	Review assumptions to consider for Preliminary Budgeting	Finance Mtg
JUN 12	Present Preliminary Budget for review and discussion	Finance Mtg
JUL 24	Present Tentative Budget, Request 30-day notice in newspaper	Finance Mtg
JUL 31	Display the Tentative Budget on District's Website	Website
JUL 31	Publish 30-day notice of Budget Availability & Budget Public Hearing	Newspaper
AUG 07	Present the Tentative Budget to the Board of Education	Board Mtg
SEP 04	Public Hearing & Budget Adoption	Board Mtg
SEP 05	Display the Adopted Budget on the District's Website	SD74 Website
SEP 05	File certified copy of Budget with Cook County Clerk (may file online)	CCC Online
SEP 05	Submit Budget electronically to ISBE	ISBE Online

Prior Fiscal Year 2025 Review: Fund Balance*

Fund	Description	7/01/24 FB	FY25 Revenue	FY25 Expense	FY25 Transfers	6/30/25 FB*
10	Ed.	\$16,430,579	\$25,814,957	-\$24,889,230		\$17,356,306
20	O&M	\$2,129,076	\$2,405,429	-\$2,330,982		\$2,203,523
30	Debt Serv.	\$820,485	\$1,777,266	-\$1,717,250		\$880,501
40	Transp.	\$1,844,953	\$1,624,561	-\$1,507,807		\$1,961,707
51	IMRF	\$796,532	\$151,422	-\$201,418		\$746,536
52	SS/Med.	\$388,614	\$332,784	-\$391,068		\$330,330
60	Cap. Proj.	\$5,878,830	\$372,035	-\$2,670,258		\$3,580,606
70	Wrk. Cash	\$604,360	\$22,498	\$0		\$626,858
80	Tort	\$477,855	\$239,118	-\$183,734		\$533,239
90	HLS	\$1,813,795	\$178,000	-\$1,853,565		\$138,230
		\$31,185,079	\$32,918,070	-\$35,745,312	\$0	\$28,357,838

*Figures have not been finalized/audited by NTST

FY25 Review: Operating Fund Balance to Revenue Ratio

Operating Funds	Descriptions	6/30/25 FB*	FY25 Revenue
10	Ed.	\$17,356,306	\$25,814,957
20	O&M	\$2,203,523	\$2,405,429
40	Transp.	\$1,961,707	\$1,624,561
70	Wrk. Cash	\$626,858	\$22,498
	Total	\$22,148,394	\$29,867,445

Fund Balance **\$22,148,394**

Revenue Ratio **\$29,867,445**

0.74

*0.25 is minimum
established by*

BOE Policy 4:20

FY25 Review: Actual v. Budgeted Totals

	7/01/24 FB	FY25 Revenue	FY25 Expense	FY25 Transfers	6/30/25 FB*
Actual FY25	\$31,185,079	\$32,918,070	-\$35,745,312	\$0	\$28,357,838
<i>FY25 Budget</i>		<i>\$33,795,000</i>	<i>-\$37,364,000</i>	<i>\$0</i>	<i>\$27,616,079</i>

Actual v Budget

-\$876,930

Actual v Budget

\$1,618,688

Actual v Budget

\$741,758

The -2.6% Revenue Delta:
SD74 collected \$876,930 LESS than budgeted primarily due to the following shortages:

- \$ 380K [91.67% Tax Yr 2024 Collections/MAR '25]
- \$ 287K [97.16% Tax Yr 2023 Collections/AUG '24]
- \$ 74K [Reg. Ed. Transportation Claim Reduced]
- \$ 58K [CPPRT lower than anticipated]

The +4.3% Expenditure Delta:
SD74 spent \$1,618,688 LESS than budgeted primarily due to the following unspent dollars:

- \$443K [Cap. Proj. Contingencies not needed]
- \$267K [Lower OOD Pupil Count]
- \$261K [Salaries: Late Hires/Vacancies/LOAs]
- \$212K [Transp. May-June Invoices to FY26]
- \$ 74K [Legal Fees Trended Lower]

FY26 Tentative Budget Projections

Fund	Description	7/01/25 Proj. FB	FY26 REV Budget	FY26 EXP Budget	Transfers	6/30/26 FB Budget
10	Ed.	\$17,356,306	\$28,388,932	-\$26,670,329		\$19,074,909
20	O&M	\$2,203,523	\$2,534,918	-\$2,733,498		\$2,004,943
30	Debt Serv.	\$880,501	\$1,301,751	-\$1,403,575		\$778,677
40	Transp.	\$1,961,707	\$1,559,953	-\$1,735,000		\$1,786,660
51	IMRF	\$746,536	\$76,372	-\$234,841		\$588,067
52	SS/Med.	\$330,330	\$415,805	-\$460,606		\$285,529
60	Cap. Proj.	\$3,580,606	\$268,000	-\$3,657,151		\$191,455
70	Wrk. Cash	\$626,858	\$21,100	\$0		\$647,958
80	Tort	\$533,239	\$137,601	-\$200,000		\$470,840
90	HLS	\$138,230	\$311,568	-\$135,000		\$314,798
		\$28,357,838	\$35,016,000	-\$37,230,000	\$0	\$26,143,838

Fund and Object Lenses for FY26 Tentative Budget Expenditures

Fund	Description
90	HEALTH LIFE SAFETY
80	TORT IMMUNITY
70	WORKING CASH
60	CAPITAL PROJECTS
50	MUNICIPAL RETIREMENT
40	TRANSPORTATION
30	DEBT SERVICE
20	OPERATIONS & MAINTENANCE
10	EDUCATIONAL



Broken down into OBJECTS

Objects	Descriptions
100s	Salaries
200s	Benefits
300s	Services
400s	Supplies/Materials
500s	Capital (over \$500)
600s	Dues/Fees; SpEd Co-Op
700s	Non-Capital (under \$500)
800s	Retirement Benefits

Fund 10: Educational

	FY26 Budget	Description	FY25 *Actual Expenditures
6%	\$17,134,360	100: Salaries	\$16,182,274
12%	\$3,100,627	200: Benefits	\$2,773,763
-2%	\$1,248,021	300: Services	\$1,269,196
25%	\$1,375,087	400: Supplies & Materials	\$1,101,829
-10%	\$256,444	500: Capital Over \$500	\$284,733
12%	\$3,148,600	600: Dues & Fees	\$2,822,792
36%	\$133,650	700: Non-Capital under \$500	\$98,146
-23%	\$273,540	800: Retirement Ins./SRB	\$356,497
	\$26,670,329	TOTAL EXPENDITURES	\$24,889,230

40

7.16% DELTA: FY25 *Actuals to FY26 Budget

Fund 20: Operations & Maintenance

	FY26 Budget	Description	FY25 *Actual Expenditures
5%	\$589,279	100: Salaries	\$560,756
4%	\$92,596	200: Benefits	\$88,714
7%	\$1,113,000	300: Services	\$1,039,603
-1%	\$559,082	400: Supplies & Materials	\$566,590
426%	\$373,741	500: Capital	\$70,997
#DIV/0!	\$800	600: Dues & Fees	\$0
16%	\$5,000	700: Non-Capital	\$4,322
	\$2,733,498	TOTAL EXPENDITURES	\$2,330,982

Fund 30: Debt Service

	FY26 Budget	Description	FY25 *Actual Expenditures
-25%	\$865,000	PRINCIPAL ON BONDS	\$1,150,000
-5%	\$536,325	INTEREST ON BONDS	\$565,000
0%	\$2,250	FEE	\$2,250
	\$1,403,575	TOTAL EXPENDITURES	\$1,717,250

-18.27% DELTA: FY25 *Actuals to FY26 Budget

Fund 40: Transportation

	FY26 Budget	Description	FY25 *Actual Expenditures
21%	\$1,000,000	TRANSPORTATION REGULAR ED	\$828,603
8%	\$690,000	TRANSPORTATION SPECIAL ED	\$638,477
10%	\$45,000	TRANS.- FIELD TRIPS/ EXTRACUR.	\$40,728
	\$1,735,000	TOTAL EXPENDITURES	\$1,507,808

15.07% DELTA: FY25 *Actuals to FY26 Budget

Fund 50: Municipal (IMRF, Social Security, Medicare)

	FY26 Budget	Description	FY25 *Actual Expenditures
17%	\$234,841	DISTRICT SHARE of IMRF	\$201,418
24%	\$199,276	DISTRICT SHARE of SOCIAL SECURITY	\$161,251
14%	\$261,330	DISTRICT SHARE of MEDICARE	\$229,817
	\$695,447	TOTAL EXPENDITURES	\$592,486

17.38% DELTA: FY25 *Actuals to FY26 Budget

Fund 60: Capital Projects

	FY26 Budget	Description	FY25 *Actual Expenditures
263%	\$401,451	ARCHITECT/ENGINEERING SERVICES	\$110,496
27%	\$3,255,700	CAPITAL IMPROVEMENTS	\$2,559,762
	\$3,657,151	TOTAL EXPENDITURES	\$2,670,258

36.96% DELTA: FY25 *Actuals to FY26 Budget

Fund 70: Working Cash

Fund 70 Expenditures do not exist

Fund 80: Tort Immunity

	FY26 Budget	Description	FY25 *Actual Expenditures
9%	\$76,000	INSURANCE - WORKERS COMP	\$69,623
9%	\$124,000	INSURANCE - LIABILITY	\$114,111
#DIV/0!	\$0	SETTLEMENTS/JUDGMENTS	\$0
	\$200,000	TOTAL EXPENDITURES	\$183,734

8.85% DELTA: FY25 *Actuals to FY26 Budget

Fund 90: Health Life Safety

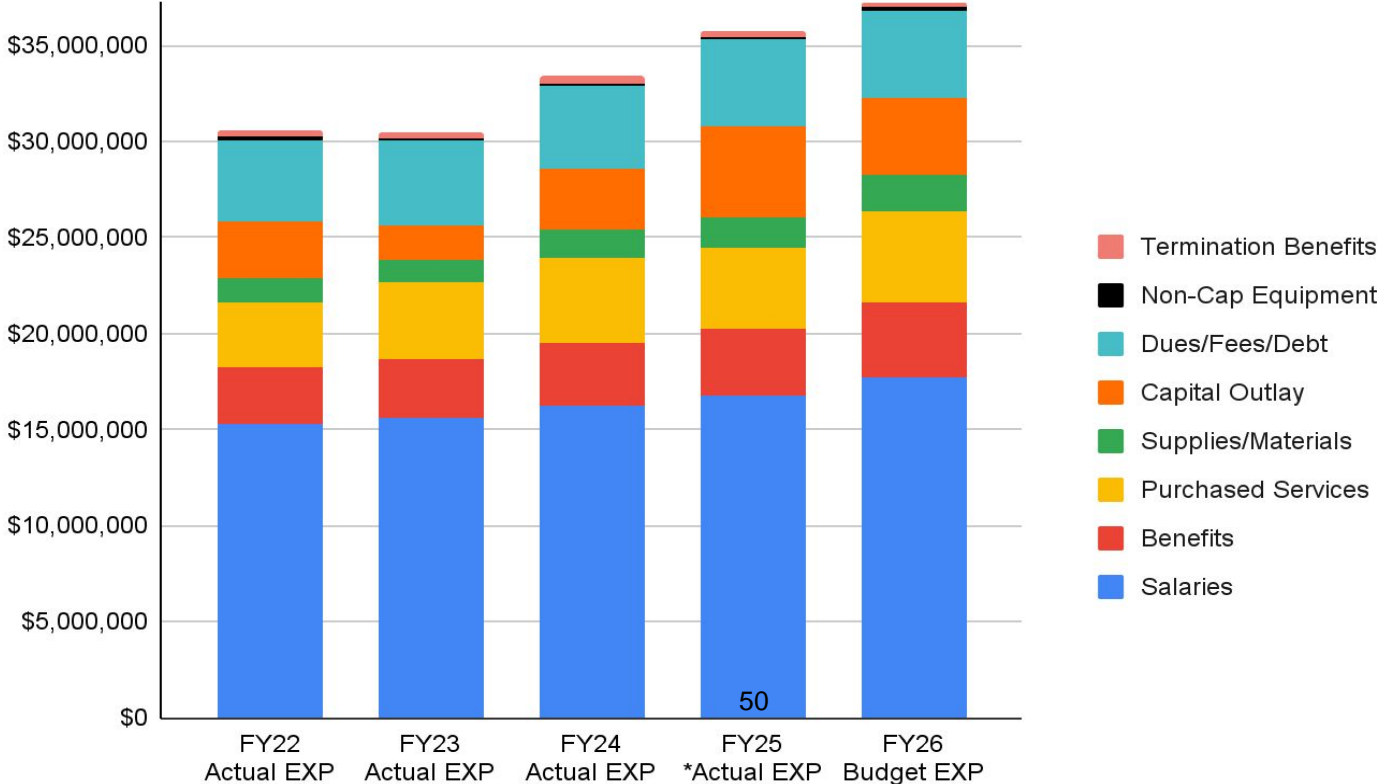
	FY26 Budget	Description	FY25 *Actual Expenditures
-100%	\$0	ARCHITECT/ENGINEER SERVICES	\$112,795
-95%	\$85,000	LIFE SAFETY - CONTRACTOR	\$1,740,770
0%	\$50,000	LIFE SAFETY PROJECTS - SMPG	\$50,000
	\$135,000	TOTAL EXPENDITURES	\$1,903,565

7.09% DELTA: FY25 *Actuals to FY26 Budget

Historical Expenditures by OBJECT

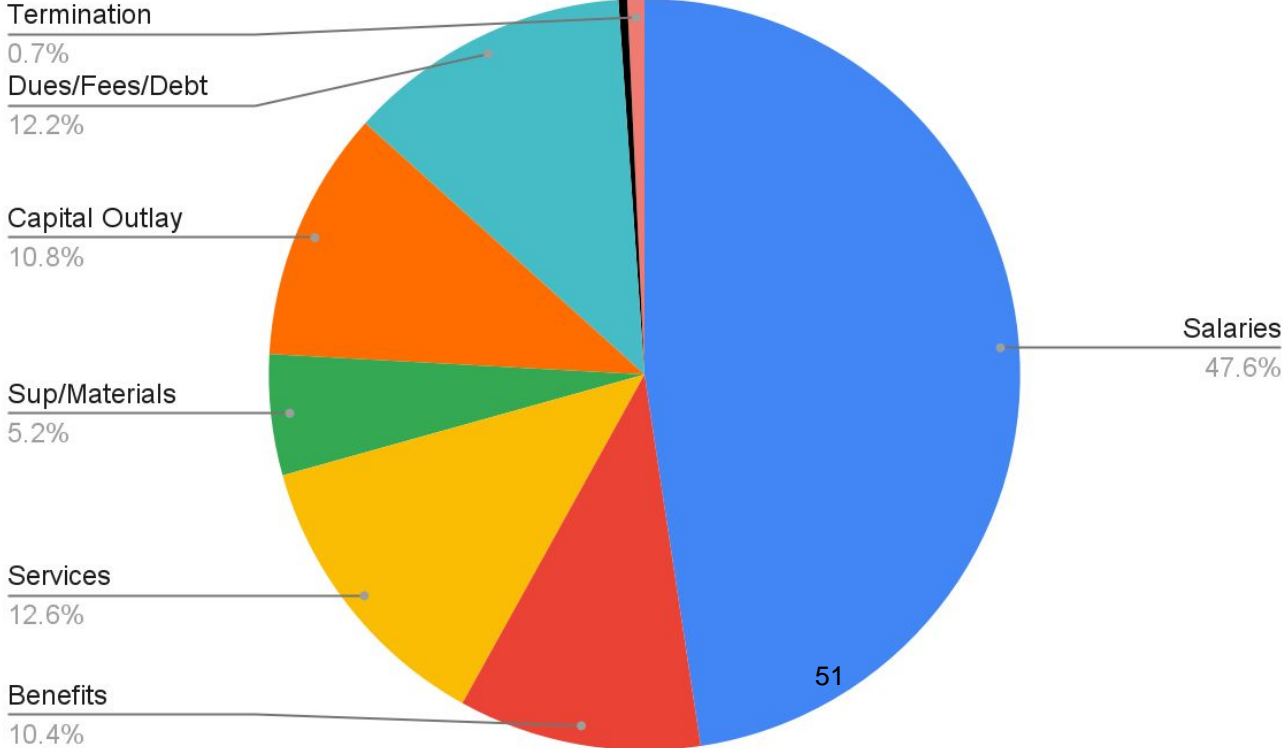
Objects: All Funds	FY22 Actual EXP	FY23 Actual EXP	FY24 Actual EXP	FY25 *Actual EXP	FY26 Budget EXP
Salaries	\$15,246,508	\$15,598,687	\$16,210,409	\$16,743,031	\$17,724,639
Benefits	\$2,963,159	\$3,092,842	\$3,296,188	\$3,454,963	\$3,888,670
Purchased Services	\$3,459,202	\$3,960,226	\$4,405,254	\$4,223,630	\$4,697,472
Supplies/Materials	\$1,210,546	\$1,149,419	\$1,500,983	\$1,668,419	\$1,934,169
Capital Outlay	\$2,961,667	\$1,810,936	\$3,212,618	\$4,656,262	\$4,020,885
Dues/Fees/Debt	\$4,181,697	\$4,425,683	\$4,287,497	\$4,540,042	\$4,551,975
Non-Cap Equipment	\$189,742	\$68,584	\$104,462	\$102,468	\$138,650
Termination Benefits	\$418,182	\$361,553	\$413,079	\$356,497	\$273,540
TOTAL	\$30,630,703	\$30,467,930⁴⁹	\$33,430,490	\$35,745,312	\$37,230,000

Historical Expenditures by OBJECT



Tentative FY26 Expenditures by OBJECT

\$37,230,000
Total



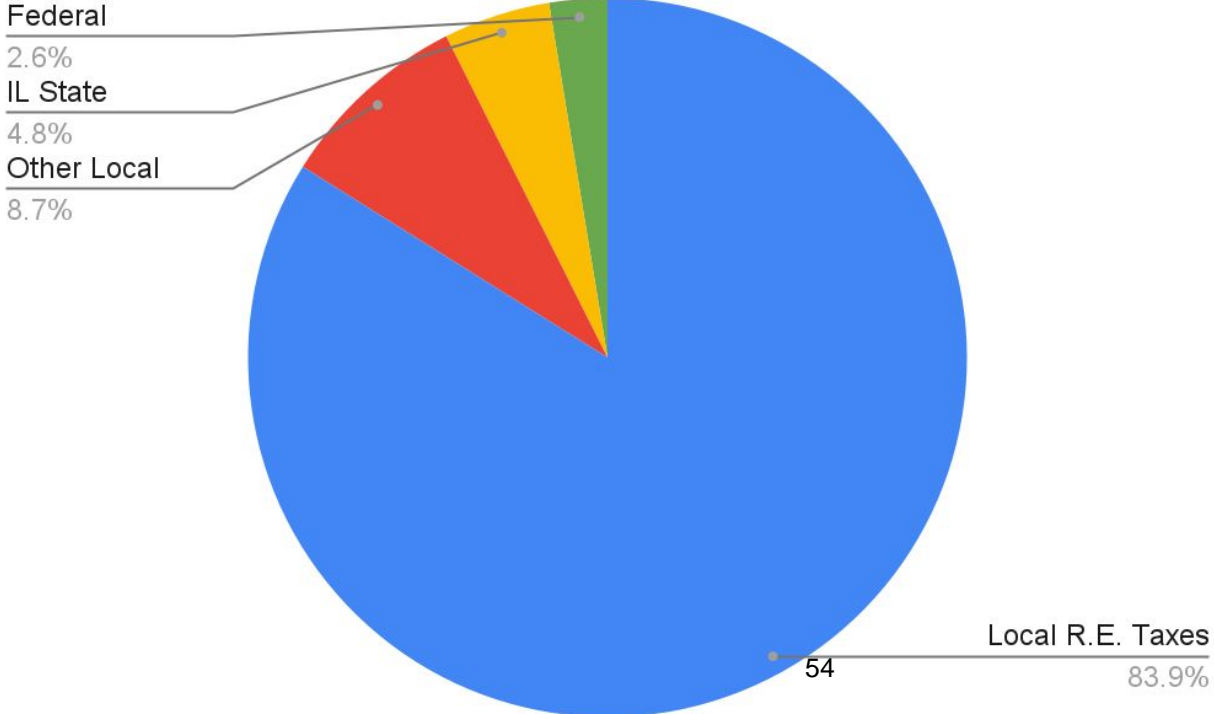
FY26 Tentative Revenues by SOURCE

FY26 Budget REV	vs. Prior	FY25 *Actual REV	Description
\$29,377,780	8.1%	\$27,182,921	LOCAL R.E. TAXES
\$3,044,584	-2.5%	\$3,121,457	OTHER LOCAL
\$1,680,132	-4.4%	\$1,757,567	IL STATE SOURCES
\$913,504	6.7%	\$856,124	FEDERAL SOURCES
\$35,016,000	6.4%	\$32,918,070	TOTAL

Historical Revenues by SOURCE

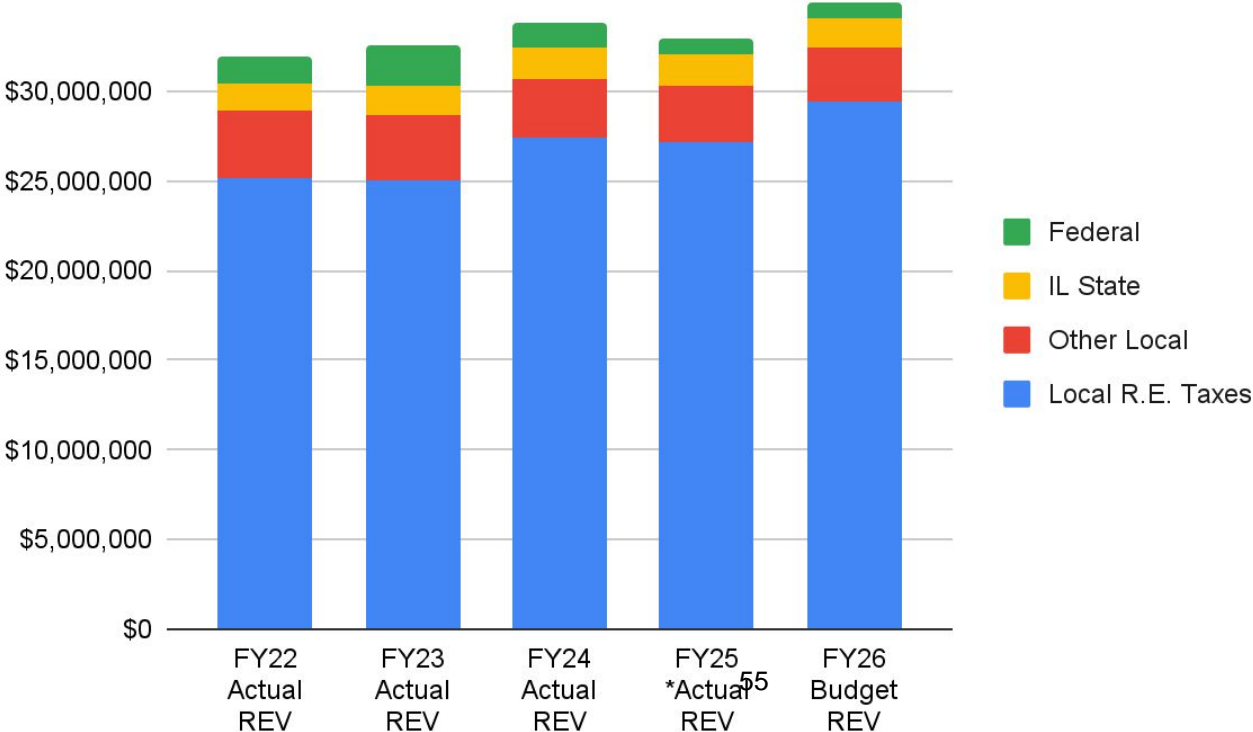
Revenue by Source	FY22 Actual REV	FY23 Actual REV	FY24 Actual REV	FY25 *Actual REV	FY26 Budget REV
Local R.E. Taxes	\$25,220,399	\$25,081,023	\$27,453,631	\$27,182,921	\$29,377,780
Other Local	\$3,696,750	\$3,557,445	\$3,194,683	\$3,121,457	\$3,044,584
IL State	\$1,562,087	\$1,641,948	\$1,856,858	\$1,757,567	\$1,680,132
Federal	\$1,483,374	\$2,267,671	\$1,381,628	\$856,124	\$913,504
TOTAL	\$31,962,610	\$32,548,088	\$33,886,800	\$32,918,070	\$35,016,000
Bonds (not Revenue)	\$7,060,050	\$0	\$0	\$0	\$0

Tentative FY26 Revenues by SOURCE



\$35,016,000
Total

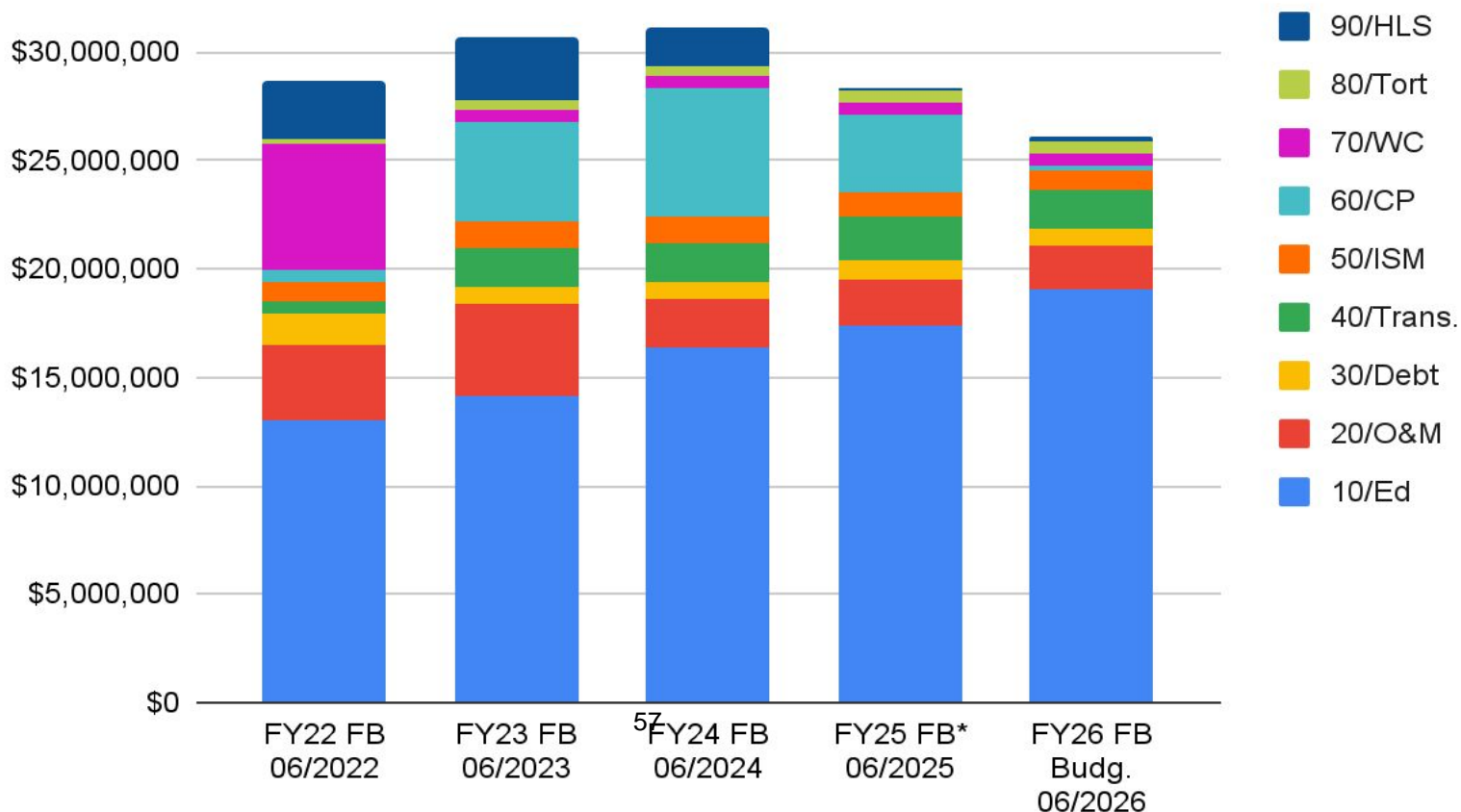
History of Revenue by Source



Fund Balance History

Fund	FY22 FB 06/2022	FY23 FB 06/2023	FY24 FB 06/2024	FY25 FB* 06/2025	FY26 FB Budg. 06/2026
10/Ed	\$13,022,792	\$14,185,013	\$16,430,579	\$17,356,306	\$19,074,909
20/O&M	\$3,494,769	\$4,215,123	\$2,129,076	\$2,203,523	\$2,004,943
30/Debt	\$1,442,826	\$805,374	\$820,485	\$880,501	\$778,677
40/Trans.	\$573,446	\$1,742,537	\$1,844,953	\$1,961,707	\$1,786,660
50/ISM	\$829,926	\$1,214,388	\$1,185,146	\$1,076,867	\$873,597
60/CP	\$587,705	\$4,594,192	\$5,878,830	\$3,580,606	\$191,455
70/WC	\$5,825,262	\$586,340	\$604,360	\$626,858	\$647,958
80/Tort	\$249,409	\$439,582	\$477,855	\$533,239	\$470,840
90/HLS	\$2,617,557	\$2,946,220	\$1,813,795	\$138,230	\$314,798
TOTAL	\$28,643,692	\$30,728,769	\$31,185,079	\$28,357,838	\$26,143,838

Fund Balance History



FY26 Tentative Budget Summary with Fund Balance Projections

Fund	Description	7/01/25 Proj. FB	FY26 REV Budget	FY26 EXP Budget	Transfers	6/30/26 FB Budget
10	Ed.	\$17,356,306	\$28,388,932	-\$26,670,329		\$19,074,909
20	O&M	\$2,203,523	\$2,534,918	-\$2,733,498		\$2,004,943
30	Debt Serv.	\$880,501	\$1,301,751	-\$1,403,575		\$778,677
40	Transp.	\$1,961,707	\$1,559,953	-\$1,735,000		\$1,786,660
51	IMRF	\$746,536	\$76,372	-\$234,841		\$588,067
52	SS/Med.	\$330,330	\$415,805	-\$460,606		\$285,529
60	Cap. Proj.	\$3,580,606	\$268,000	-\$3,657,151		\$191,455
70	Wrk. Cash	\$626,858	\$21,100	\$0		\$647,958
80	Tort	\$533,239	\$137,601	-\$200,000		\$470,840
90	HLS	\$138,230	\$311,568	-\$135,000		\$314,798
		\$28,357,838	\$35,016,000	-\$37,230,000	\$0	\$26,143,838

FY26 Tentative Budget: Operating Funds ONLY

Fund	Description	7/01/25 Proj. FB	FY26 REV Budget	FY26 EXP Budget	Transfers	6/30/26 FB Budget
10	Ed.	\$17,356,306	\$28,388,932	-\$26,670,329		\$19,074,909
20	O&M	\$2,203,523	\$2,534,918	-\$2,733,498		\$2,004,943
40	Transp.	\$1,961,707	\$1,559,953	-\$1,735,000		\$1,786,660
51	IMRF	\$746,536	\$76,372	-\$234,841		\$588,067
52	SS/Med.	\$330,330	\$415,805	-\$460,606		\$285,529
70	Wrk. Cash	\$626,858	\$21,100	\$0		\$647,958
80	Tort	\$533,239	\$137,601	-\$200,000		\$470,840
Op.	Total	\$23,758,500	\$33,134,681⁵⁹	-\$32,034,274	\$0	\$24,858,907

FY26 Tentative Budget: Ratio of Fund Balance to Revenue

Operating Funds	Descriptions	6/30/26 FB Budget	FY26 REV Bud.
10	Ed.	\$19,074,909	\$28,388,932
20	O&M	\$2,004,943	\$2,534,918
40	Transp.	\$1,786,660	\$1,559,953
70	Wrk. Cash	\$647,958	\$21,100
Total		\$23,514,470	\$32,504,903

Fund Balance to

\$23,514,470

0.723

0.25 is minimum

Revenue Ratio

\$32,504,903

established by

District Type:

School District
 Joint Agreement

ILLINOIS STATE BOARD OF EDUCATION
School Business Services Division

SCHOOL DISTRICT/JOINT AGREEMENT BUDGET FORM *
July 1, 2025 - June 30, 2026

Accounting Basis:

Cash
 Accrual

Balanced budget; no Deficit Reduction Plan is required.

Is this an amended budget? No

Date of Amended Budget: _____
(MM/DD/YY)

District Name: **Lincolnwood SD 74**
District RCDT No: **05016074002**

If your FY2025 AFR states that you need to do a deficit reduction plan and your FY2026 budget is balanced, please state the measures you took to have your budget become balanced. (Bckgrnd-Assumpt 25-26)

Budget of **Lincolnwood SD 74**, County of **Cook**, State of Illinois, for the Fiscal Year beginning **July 1, 2025** and ending **June 30, 2026**.

WHEREAS the Board of Education of **Lincolnwood SD 74**, County of **Cook**, State of Illinois, caused to be prepared in tentative form a budget, and the Secretary of this Board has made the same conveniently available to public inspection for at least thirty days prior to final action thereon;

AND WHEREAS a public hearing was held as to such budget on the 4th day of September, 20 25, notice of said hearing was given at least thirty days prior thereto as required by law, and all other legal requirements have been complied with;

NOW, THEREFORE, Be it resolved by the Board of Education of said district as follows:

Section 1: That the fiscal year of this school district be and the same hereby is fixed and declared to be beginning **July 1, 2025** and ending **June 30, 2026**.

Section 2: That the following budget containing an estimate of amounts available in each Fund, separately, and expenditures from each be and the same is hereby adopted as the budget of this school district for said fiscal year.

ADOPTION OF BUDGET

The budget shall be approved and signed below by members of the School Board. Adopted this 4th day of September, 20 25 by a roll call vote of _____ Yeas, and _____ Nays, to wit:

** MEMBERS VOTING YEA:	** MEMBERS VOTING NAY:

* Based on the 23 Illinois Administrative Code-Part 100 and inconformity with Section 17-1 of the School Code.
 ** Type in the members who voted "YEA" nor "NAY". Actual school board member signatures are not required for electronic submission.
 (1) A certified copy of this document must be filed with the county clerk within 30 days of adoption as required by Section 18-50 of the Property Tax Code (35 ILCS 200/18-50).
 (2) Districts are required to submit the adopted/amended budget electronically to ISBE within 30 days of adoption or by October 30, whichever comes first. Budgets are submitted through IWAS: <https://apps.isbe.net/iwas/asp/login.asp?is=true>
Please type the member signatures before submitting to ISBE. We do not accept PDF copies.

1	A	B	C	D	E	F	G	H	I	J	K	L
	<i>Begin entering data on EstRev 6-11 and EstExp 12-20 tabs.</i>		(10)	(20)	(30)	(40)	(50)	(60)	(70)	(80)	(90)	
2	Description: Enter Whole Numbers Only	Acct #	Educational	Operations & Maintenance	Debt Service	Transportation	Municipal Retirement/ Social Security	Capital Projects	Working Cash	Tort	Fire Prevention & Safety	
3	ESTIMATED BEGINNING FUND BALANCE (without Student Activity Funds) ¹ as of July 1, 2025		17,356,306	2,203,523	880,501	1,961,707	1,076,867	3,580,606	626,858	533,239	138,230	
4	RECEIPTS/REVENUES (without Student Activity Funds)											
5	LOCAL SOURCES	1000	26,240,546	2,534,918	1,301,751	1,164,703	492,177	268,000	21,100	137,601	261,568	
6	FLOW-THROUGH RECEIPTS/REVENUES FROM ONE DISTRICT TO ANOTHER DISTRICT	2000	0	0		0	0					
7	STATE SOURCES	3000	1,234,882	0	0	395,250	0	0	0	0	50,000	
8	FEDERAL SOURCES	4000	913,504	0	0	0	0	0	0	0	0	
9	Total Direct Receipts/Revenues ⁸		28,388,932	2,534,918	1,301,751	1,559,953	492,177	268,000	21,100	137,601	311,568	
10	Receipts/Revenues for "On Behalf" Payments ²	3998	0									
11	Total Receipts/Revenues		28,388,932	2,534,918	1,301,751	1,559,953	492,177	268,000	21,100	137,601	311,568	
12	DISBURSEMENTS/EXPENDITURES (without Student Activity Funds)											
13	INSTRUCTION	1000	16,373,716				298,606			0		
14	SUPPORT SERVICES	2000	6,953,568	2,733,498		1,735,000	396,841	3,657,151		200,000	135,000	
15	COMMUNITY SERVICES	3000	2,515	0		0	0			0		
16	PAYMENTS TO OTHER DISTRICTS & GOVT UNITS	4000	3,340,530	0	0	0	0	0		0	0	
17	DEBT SERVICES	5000	0	0	1,403,575	0	0			0	0	
18	PROVISION FOR CONTINGENCIES	6000	0	0	0	0	0	0		0	0	
19	Total Direct Disbursements/Expenditures ⁹		26,670,329	2,733,498	1,403,575	1,735,000	695,447	3,657,151		200,000	135,000	
20	Disbursements/Expenditures for "On Behalf" Payments ²	4180	0	0	0	0	0	0		0	0	
21	Total Disbursements/Expenditures		26,670,329	2,733,498	1,403,575	1,735,000	695,447	3,657,151		200,000	135,000	
22	Excess of Direct Receipts/Revenues Over (Under) Direct Disbursements/Expenditures		1,718,603	(198,580)	(101,824)	(175,047)	(203,270)	(3,389,151)	21,100	(62,399)	176,568	
23	OTHER SOURCES/USES OF FUNDS											
24	OTHER SOURCES OF FUNDS (7000)											
25	PERMANENT TRANSFER FROM VARIOUS FUNDS											
26	Abolishment the Working Cash Fund ¹⁶	7110										
27	Abatement of the Working Cash Fund ¹⁶	7110										
28	Transfer of Working Cash Fund Interest	7120										
29	Transfer Among Funds	7130										
30	Transfer of Interest	7140										
31	Transfer from Capital Projects Fund to O&M Fund	7150		0								
32	Transfer of Excess Fire Prev & Safety Tax & Interest ³ Proceeds to O&M Fund	7160		0								
33	Transfer of Excess Accumulated Fire Prev & Safety Bond and Int ^{3a} Proceeds to Debt Service Fund	7170			0							
34	SALE OF BONDS (7200)											
35	Principal on Bonds Sold ⁴	7210										
36	Premium on Bonds Sold	7220										
37	Accrued Interest on Bonds Sold	7230										
38	Sale or Compensation for Fixed Assets ⁵	7300										
39	Transfer to Debt Service to Pay Principal on Leases	7400			0							
40	Transfer to Debt Service to Pay Interest on Leases	7500			0							
41	Transfer to Debt Service Fund to Pay Principal on Revenue Bonds	7600			0							
42	Transfer to Debt Service Fund to Pay Interest on Revenue Bonds	7700			0							
43	Transfer to Capital Projects Fund	7800						0				
44	ISBE Loan Proceeds	7900										
45	Other Sources Not Classified Elsewhere	7990										
46	Total Other Sources of Funds ⁸		0	0	0	0	0	0	0	0	0	
47	OTHER USES OF FUNDS (8000)											
49	TRANSFER TO VARIOUS OTHER FUNDS (8100)											
50	Abolishment or Abatement of the Working Cash Fund ¹⁶	8110							0			
51	Transfer of Working Cash Fund Interest	8120							0			
52	Transfer Among Funds	8130										
53	Transfer of Interest ⁶	8140										
54	Transfer from Capital Projects Fund to O&M Fund	8150										
55	Transfer of Excess Fire Prev & Safety Tax & Interest ³ Proceeds to O&M Fund	8160										
56	Transfer of Excess Accumulated Fire Prev & Safety Bond ^{3a} and Int Proceeds to Debt Service Fund	8170										

1	A	B	C	D	E	F	G	H	I	J	K	L
	<i>Begin entering data on EstRev 6-11 and EstExp 12-20 tabs.</i>											
	Description: Enter Whole Numbers Only	Acct #	(10) Educational	(20) Operations & Maintenance	(30) Debt Service	(40) Transportation	(50) Municipal Retirement/ Social Security	(60) Capital Projects	(70) Working Cash	(80) Tort	(90) Fire Prevention & Safety	
57	Taxes Pledged to Pay Principal on Leases	8410										
58	Grants/Reimbursements Pledged to Pay Principal on Leases	8420										
59	Other Revenues Pledged to Pay Principal on Leases	8430										
60	Fund Balance Transfers Pledged to Pay Principal on Leases	8440										
61	Taxes Pledged to Pay Interest on Leases	8510										
62	Grants/Reimbursements Pledged to Pay Interest on Leases	8520										
63	Other Revenues Pledged to Pay Interest on Leases	8530										
64	Fund Balance Transfers Pledged to Pay Interest on Leases	8540										
65	Taxes Pledged to Pay Principal on Revenue Bonds	8610										
66	Grants/Reimbursements Pledged to Pay Principal on Revenue Bonds	8620										
67	Other Revenues Pledged to Pay Principal on Revenue Bonds	8630										
68	Fund Balance Transfers Pledged to Pay Principal on Revenue Bonds	8640										
69	Taxes Pledged to Pay Interest on Revenue Bonds	8710										
70	Grants/Reimbursements Pledged to Pay Interest on Revenue Bonds	8720										
71	Other Revenues Pledged to Pay Interest on Revenue Bonds	8730										
72	Fund Balance Transfers Pledged to Pay Interest on Revenue Bonds	8740										
73	Taxes Transferred to Pay for Capital Projects	8810										
74	Grants/Reimbursements Pledged to Pay for Capital Projects	8820										
75	Other Revenues Pledged to Pay for Capital Projects	8830										
76	Fund Balance Transfers Pledged to Pay for Capital Projects	8840										
77	Transfer to Debt Service Fund to Pay Principal on ISBE Loans	8910										
78	Other Uses Not Classified Elsewhere	8990										
79	Total Other Uses of Funds ⁹		0	0	0	0	0	0	0	0	0	0
80	Total Other Sources/Uses of Fund		0	0	0	0	0	0	0	0	0	0
81	ESTIMATED ENDING FUND BALANCE (without Student Activity Funds) as of June 30, 2026		19,074,909	2,004,943	778,677	1,786,660	873,597	191,455	647,958	470,840	314,798	
82												
83	Student Activity (Fund 11) ESTIMATED BEGINNING FUND BALANCE as of July 1, 2025		19,126									
84	RECEIPTS/REVENUES (For Student Activity Funds)											
85	Total Student Activity Direct Receipts/Revenues (Local Sources)	1799	0									
86	DISBURSEMENTS/EXPENDITURES (For Student Activity Funds)											
87	Total Student Activity Direct Disbursements/Expenditures	1999	0									
88	Excess of Direct Receipts/Revenues Over (Under) Direct Disbursements/Expenditures		0									
89	Student Activity ESTIMATED ENDING FUND BALANCE as of June 30, 2026		19,126									
90												
91	Total ESTIMATED BEGINNING FUND BALANCE (All Sources Including Student Activity Funds) as of July 1, 2025		17,375,432	2,203,523	880,501	1,961,707	1,076,867	3,580,606	626,858	533,239	138,230	
92	RECEIPTS/REVENUES (All Sources with Student Activity Funds)											
93	LOCAL SOURCES	1000	26,240,546	2,534,918	1,301,751	1,164,703	492,177	268,000	21,100	137,601	261,568	
94	FLOW-THROUGH RECEIPTS/REVENUES FROM ONE DISTRICT TO ANOTHER DISTRICT	2000	0	0	0	0	0	0	0	0	0	
95	STATE SOURCES	3000	1,234,882	0	0	395,250	0	0	0	0	50,000	
96	FEDERAL SOURCES	4000	913,504	0	0	0	0	0	0	0	0	
97	Total Direct Receipts/Revenues ⁸		28,388,932	2,534,918	1,301,751	1,559,953	492,177	268,000	21,100	137,601	311,568	
98	Receipts/Revenues for "On Behalf" Payments ²	3998	0	0	0	0	0	0	0	0	0	
99	Total Receipts/Revenues		28,388,932	2,534,918	1,301,751	1,559,953	492,177	268,000	21,100	137,601	311,568	
100	DISBURSEMENTS/EXPENDITURES (All Sources with Student Activity Funds)											
101	INSTRUCTION	1000	16,373,716	0	0	0	298,606	0	0	0	0	
102	SUPPORT SERVICES	2000	6,953,568	2,733,498	0	1,735,000	396,841	3,657,151	0	200,000	135,000	
103	COMMUNITY SERVICES	3000	2,515	0	0	0	0	0	0	0	0	
104	PAYMENTS TO OTHER DISTRICTS & GOVT UNITS	4000	3,340,530	0	0	0	0	0	0	0	0	
105	DEBT SERVICES	5000	0	0	1,403,575	0	0	0	0	0	0	
106	PROVISION FOR CONTINGENCIES	6000	0	0	0	0	0	0	0	0	0	
107	Total Direct Disbursements/Expenditures ⁹		26,670,329	2,733,498	1,403,575	1,735,000	695,447	3,657,151	0	200,000	135,000	
108	Disbursements/Expenditures for "On Behalf" Payments ²	4180	0	0	0	0	0	0	0	0	0	

	A	B	C	D	E	F	G	H	I	J	K	L
1	<i>Begin entering data on EstRev 6-11 and EstExp 12-20 tabs.</i>		(10)	(20)	(30)	(40)	(50)	(60)	(70)	(80)	(90)	
2	Description: Enter Whole Numbers Only	Acct #	Educational	Operations & Maintenance	Debt Service	Transportation	Municipal Retirement/ Social Security	Capital Projects	Working Cash	Tort	Fire Prevention & Safety	
109	Total Disbursements/Expenditures		26,670,329	2,733,498	1,403,575	1,735,000	695,447	3,657,151		200,000	135,000	
110	Excess of Direct Receipts/Revenues Over (Under) Direct Disbursements/Expenditures		1,718,603	(198,580)	(101,824)	(175,047)	(203,270)	(3,389,151)	21,100	(62,399)	176,568	
111	OTHER SOURCES/USES OF FUNDS											
112	OTHER SOURCES OF FUNDS (7000)											
113	Total Other Sources of Funds ⁸		0	0	0	0	0	0	0	0	0	0
114	OTHER USES OF FUNDS (8000)											
116	Total Other Uses of Funds ⁹		0	0	0	0	0	0	0	0	0	0
117	Total Other Sources/Uses of Fund		0	0	0	0	0	0	0	0	0	0
118	ESTIMATED ENDING FUND BALANCE (All Sources with Student Activity Funds) as of June 30, 2026		19,094,035	2,004,943	778,677	1,786,660	873,597	191,455	647,958	470,840	314,798	
119	SUMMARY OF EXPENDITURES Without Student Activity Funds (by Major Object)											
120			(10)	(20)	(30)	(40)	(50)	(60)	(70)	(80)	(90)	
121	Description	Acct #	Educational	Operations & Maintenance	Debt Service	Transportation	Municipal Retirement/ Social Security	Capital Projects	Working Cash	Tort	Fire Prevention & Safety	Total By Object
122	Object Name											
124	Salaries	100	17,135,360	589,279		0		0		200,000	0	17,924,639
125	Employee Benefits	200	3,100,627	92,596		0	695,447	0		0	0	3,888,670
126	Purchased Services	300	1,248,021	1,113,000	0	1,735,000		401,451		0	0	4,497,472
127	Supplies & Materials	400	1,375,087	559,082		0		0		0	0	1,934,169
128	Capital Outlay	500	256,444	373,741		0		3,255,700		0	135,000	4,020,885
129	Other Objects	600	3,147,600	800	1,403,575	0	0	0		0	0	4,551,975
130	Non-Capitalized Equipment	700	133,650	5,000		0		0		0	0	138,650
131	Termination Benefits	800	273,540	0		0				0		273,540
132	Total Expenditures		26,670,329	2,733,498	1,403,575	1,735,000	695,447	3,657,151		200,000	135,000	37,230,000

	A	B	C	D	E	F	G	H	I	J	K
	Description: Enter Whole Numbers Only	Acct #	(10) Educational	(20) Operations & Maintenance	(30) Debt Service	(40) Transportation	(50) Municipal Retirement/ Social Security	(60) Capital Projects	(70) Working Cash	(80) Tort	(90) Fire Prevention & Safety
1											
2											
3	BEGINNING CASH BALANCE ON HAND (without Student Activity Funds)7 as of July 1, 2025		17,625,059	2,067,335	880,501	1,961,707	1,076,867	3,717,465	626,858	533,239	138,230
4	Total Direct Receipts & Other Sources⁸		28,388,932	2,534,918	1,301,751	1,559,953	492,177	268,000	21,100	137,601	311,568
5	OTHER RECEIPTS										
6	Interfund Loans Payable (Loans from Other Funds)	411									
7	Interfund Loans Receivable (Repayment of Loans)	141									
8	Notes and Warrants Payable	433									
9	Other Current Assets	199									
10	Total Other Receipts		0	0	0	0	0	0	0	0	0
11	Total Direct Receipts, Other Sources, & Other Receipts		28,388,932	2,534,918	1,301,751	1,559,953	492,177	268,000	21,100	137,601	311,568
12	Total Amount Available		46,013,991	4,602,253	2,182,252	3,521,660	1,569,044	3,985,465	647,958	670,840	449,798
13	Total Direct Disbursements & Other Uses⁹		26,670,329	2,733,498	1,403,575	1,735,000	695,447	3,657,151	0	200,000	135,000
14	OTHER DISBURSEMENTS										
15	Interfund Loans Receivable (Loans to Other Funds) ¹⁰	141									
16	Interfund Loans Payable (Repayment of Loans)	411									
17	Notes and Warrants Payable	433									
18	Other Current Liabilities	499									
19	Total Other Disbursements		0	0	0	0	0	0	0	0	0
20	Total Direct Disbursements, Other Uses, & Other Disbursements		26,670,329	2,733,498	1,403,575	1,735,000	695,447	3,657,151	0	200,000	135,000
21	ENDING CASH BALANCE ON HAND (without Student Activity Funds) as of June 30, 2026		19,343,662	1,868,755	778,677	1,786,660	873,597	328,314	647,958	470,840	314,798
22											
23	Activity Funds BEGINNING CASH BALANCE ON HAND7 as of July 1, 2025		19,126								
24	Total Direct Receipts & Other Sources⁸		0								
25	Total Amount Available		19,126								
26	Total Direct Disbursements & Other Uses⁹		0								
27	Activity funds ENDING CASH BALANCE ON HAND7 as of June 30, 2026		19,126								
28											
29	Total BEGINNING CASH BALANCE ON HAND (with Student Activity Funds)7 as of July 1, 2025		17,644,185	2,067,335	880,501	1,961,707	1,076,867	3,717,465	626,858	533,239	138,230
30	Total Direct Receipts & Other Sources⁸		28,388,932	2,534,918	1,301,751	1,559,953	492,177	268,000	21,100	137,601	311,568
31	Total Other Receipts		0	0	0	0	0	0	0	0	0
32	Total Direct Receipts, Other Sources, & Other Receipts		28,388,932	2,534,918	1,301,751	1,559,953	492,177	268,000	21,100	137,601	311,568
33	Total Amount Available		46,033,117	4,602,253	2,182,252	3,521,660	1,569,044	3,985,465	647,958	670,840	449,798
34	Total Direct Disbursements & Other Uses⁹		26,670,329	2,733,498	1,403,575	1,735,000	695,447	3,657,151	0	200,000	135,000
35	Total Other Disbursements		0	0	0	0	0	0	0	0	0
36	Total Direct Disbursements, Other Uses, & Other Disbursements		26,670,329	2,733,498	1,403,575	1,735,000	695,447	3,657,151	0	200,000	135,000
37	Total ENDING CASH BALANCE ON HAND (with Student Activity Funds)7 as of June 30, 2026		19,362,788	1,868,755	778,677	1,786,660	873,597	328,314	647,958	470,840	314,798

	A	B	C	D	E	F	G	H	I	J	K
1	Description: Enter Whole Numbers Only	Acct #	(10) Educational	(20) Operations & Maintenance	(30) Debt Service	(40) Transportation	(50) Municipal Retirement/ Social Security	(60) Capital Projects	(70) Working Cash	(80) Tort	(90) Fire Prevention & Safety
3	RECEIPTS/REVENUES FROM LOCAL SOURCES (1000)										
4	AD VALOREM TAXES LEVIED BY LOCAL EDUCATION AGENCY	1100									
5	Designated Purposes Levies ^{11 (1110-1120)}	-	23,122,157	2,188,942	1,271,751	1,054,303	15,972		1,100	110,001	251,568
6	Leasing Purposes Levy ¹²	1130									
7	Special Education Purposes Levy	1140	552,685								
8	FICA and Medicare Only Levies	1150					375,405				
9	Area Vocational Construction Purposes Levy	1160									
10	Summer School Purposes Levy	1170									
11	Other Tax Levies (Describe & Itemize)	1190	433,896								
12	Total Ad Valorem Taxes Levied by District		24,108,738	2,188,942	1,271,751	1,054,303	391,377	0	1,100	110,001	251,568
13	PAYMENTS IN LIEU OF TAXES	1200									
14	Mobile Home Privilege Tax	1210									
15	Payments from Local Housing Authority	1220									
16	Corporate Personal Property Replacement Taxes ¹³	1230	402,800	30,400		30,400	60,800	228,000		7,600	
17	Other Payments in Lieu of Taxes (Describe & Itemize)	1290									
18	Total Payments in Lieu of Taxes		402,800	30,400	0	30,400	60,800	228,000	0	7,600	0
19	TUITION	1300									
20	Regular Tuition from Pupils or Parents (In State)	1311	140,000								
21	Regular Tuition from Other Districts (In State)	1312									
22	Regular Tuition from Other Sources (In State)	1313	254,619								
23	Regular Tuition from Other Sources (Out of State)	1314									
24	Summer School Tuition from Pupils or Parents (In State)	1321	40,000								
25	Summer School Tuition from Other Districts (In State)	1322	0								
26	Summer School Tuition from Other Sources (In State)	1323	0								
27	Summer School Tuition from Other Sources (Out of State)	1324									
28	CTE Tuition from Pupils or Parents (In State)	1331									
29	CTE Tuition from Other Districts (In State)	1332									
30	CTE Tuition from Other Sources (In State)	1333									
31	CTE Tuition from Other Sources (Out of State)	1334									
32	Special Education Tuition from Pupils or Parents (In State)	1341									
33	Special Education Tuition from Other Districts (In State)	1342									
34	Special Education Tuition from Other Sources (In State)	1343									
35	Special Education Tuition from Other Sources (Out of State)	1344									
36	Adult Tuition from Pupils or Parents (In State)	1351									
37	Adult Tuition from Other Districts (In State)	1352									
38	Adult Tuition from Other Sources (In State)	1353									
39	Adult Tuition from Other Sources (Out of State)	1354									
40	Total Tuition		434,619								
41	TRANSPORTATION FEES	1400									
42	Regular Transportation Fees from Pupils or Parents (In State)	1411				0					
43	Regular Transportation Fees from Other Districts (In State)	1412									
44	Regular Transportation Fees from Other Sources (In State)	1413									
45	Regular Transportation Fees from Co-curricular Activities (In State)	1415				0					
46	Regular Transportation Fees from Other Sources (Out of State)	1416									
47	Summer School Transportation Fees from Pupils or Parents (In State)	1421									
48	Summer School Transportation Fees from Other Districts (In State)	1422									
49	Summer School Transportation Fees from Other Sources (In State)	1423									
50	Summer School Transportation Fees from Other Sources (Out of State)	1424									
51	CTE Transportation Fees from Pupils or Parents (In State)	1431									
52	CTE Transportation Fees from Other Districts (In State)	1432									
53	CTE Transportation Fees from Other Sources (In State)	1433									
54	CTE Transportation Fees from Other Sources (Out of State)	1434									
55	Special Education Transportation Fees from Pupils or Parents (In State)	1441									
56	Special Education Transportation Fees from Other Districts (In State)	1442									
57	Special Education Transportation Fees from Other Sources (In State)	1443									
58	Special Education Transportation Fees from Other Sources (Out of State)	1444									
59	Adult Transportation Fees from Pupils or Parents (In State)	1451									
60	Adult Transportation Fees from Other Districts (In State)	1452									

66

	A	B	C	D	E	F	G	H	I	J	K
1	Description: Enter Whole Numbers Only	Acct #	(10) Educational	(20) Operations & Maintenance	(30) Debt Service	(40) Transportation	(50) Municipal Retirement/ Social Security	(60) Capital Projects	(70) Working Cash	(80) Tort	(90) Fire Prevention & Safety
2											
61	Adult Transportation Fees from Other Sources (In State)	1453									
62	Adult Transportation Fees from Other Sources (Out of State)	1454									
63	Total Transportation Fees					0					
64	EARNINGS ON INVESTMENTS	1500									
65	Interest on Investments	1510	680,000	80,000	30,000	80,000	40,000	40,000	20,000	20,000	10,000
66	Gain or Loss on Sale of Investments	1520									
67	Unrealized Gain or Loss on Investments	1530									
68	Total Earnings on Investments		680,000	80,000	30,000	80,000	40,000	40,000	20,000	20,000	10,000
69	FOOD SERVICE	1600									
70	Sales to Pupils - Lunch	1611	210,000								
71	Sales to Pupils - Breakfast	1612									
72	Sales to Pupils - A la Carte	1613									
73	Sales to Pupils - Other (Describe & Itemize)	1614									
74	Sales to Adults	1620									
75	Other Food Service (Describe & Itemize)	1690									
76	Total Food Service		210,000								
77	DISTRICT/SCHOOL ACTIVITY INCOME	1700									
78	Admissions - Athletic	1711									
79	Admissions - Other	1719	80,550								
80	Fees	1720	7,200								
81	Book Store Sales	1730	30,000								
82	Other District/School Activity Revenue (Describe & Itemize)	1790									
83	Student Activity Fund Revenues	1799									
84	Total District/School Activity Income (without Student Activity Funds 1799)		117,750	0							
85	Total District/School Activity Income (with Student Activity Funds 1799)		117,750								
86	TEXTBOOK INCOME	1800									
87	Textbook Rentals - Regular Textbooks	1811	87,000								
88	Textbook Rentals - Summer School Textbooks	1812									
89	Textbook Rentals - Adult/Continuing Education Textbooks	1813									
90	Textbook Rentals - Other (Describe & Itemize)	1819	8,000								
91	Textbook Sales - Regular Textbooks	1821									
92	Textbook Sales - Summer School	1822									
93	Textbook Sales - Adult/Continuing Education	1823									
94	Textbook Sales - Other (Describe & Itemize)	1829	15								
95	Other Textbook Income (Describe & Itemize)	1890									
96	Total Textbooks		95,015								
97	OTHER REVENUE FROM LOCAL SOURCES	1900									
98	Rentals	1910	0	224,759							
99	Contributions and Donations from Private Sources	1920	50,000								
100	Impact Fees from Municipal or County Governments	1930	0	0							
101	Services Provided Other Districts	1940									
102	Refund of Prior Years' Expenditures	1950	26,061								
103	Payments of Surplus Moneys from TIF Districts	1960	0								
104	Drivers' Education Fees	1970	0								
105	Proceeds from Vendors' Contracts	1980	0								
106	School Facility Occupation Tax Proceeds	1983	0								
107	Payment from Other Districts	1991	29,500								
108	Sale of Vocational Projects	1992	0								
109	Other Local Fees (Describe & Itemize)	1993		0	0	0	0	0		0	0
110	Other Local Revenues (Describe & Itemize)	1999	86,063	10,817							
111	Total Other Revenue from Local Sources		191,624	235,576	0	0	0	0	0	0	0
112	Total Receipts/Revenues from Local Sources (without Student Activity Funds 1799)	1000	26,240,546	2,534,918	1,301,751	1,164,703	492,177	268,000	21,100	137,601	261,568
113	Total Receipts/Revenues from Local Sources (with Student Activity Funds 1799)		26,240,546								
114	FLOW-THROUGH RECEIPTS/REVENUES FROM ONE DISTRICT TO ANOTHER DISTRICT (2000)										
115	Flow-Through Revenue from State Sources	2100									

	A	B	C	D	E	F	G	H	I	J	K
1	Description: Enter Whole Numbers Only	Acct #	(10) Educational	(20) Operations & Maintenance	(30) Debt Service	(40) Transportation	(50) Municipal Retirement/ Social Security	(60) Capital Projects	(70) Working Cash	(80) Tort	(90) Fire Prevention & Safety
2											
116	Flow-Through Revenue from Federal Sources	2200									
117	Other Flow-Through Revenue (Describe & Itemize)	2300									
118	Total Flow-Through Receipts/Revenues From One District to Another District	2000	0	0		0	0				
119	RECEIPTS/REVENUES FROM STATE SOURCES (3000)										
120	UNRESTRICTED GRANTS-IN-AID (3001-3099)										
121	Evidence Based Funding Formula (Section 18-8.15)	3001	1,168,882								
122	Reorganization Incentives (Accounts 3005-3021)	3005									
123	Other Unrestricted Grants-In-Aid From State Sources (Describe & Itemize)	3099									
124	Total Unrestricted Grants-In-Aid		1,168,882	0	0	0	0	0		0	0
125	RESTRICTED GRANTS-IN-AID (3100-3900)										
126	SPECIAL EDUCATION										
127	Special Education - Private/Public Facility Tuition	3100	45,000								
128	Special Education - Orphanage - Individual	3120	20,000								
129	Special Education - Orphanage - Summer Individual	3130	0								
130	Special Education - Other (Describe & Itemize)	3199									
131	Total Special Education		65,000	0		0					
132	CAREER AND TECHNICAL EDUCATION (CTE)										
133	CTE - Technical Education - Tech Prep	3200									
134	CTE - Secondary Program Improvement (CTEI)	3220									
135	CTE - WECEP	3225									
136	CTE - Agriculture Education	3235									
137	CTE - Instructor Practicum	3240									
138	CTE - Student Organizations	3270									
139	CTE - Other (Describe & Itemize)	3299									
140	Total Career and Technical Education		0	0			0				
141	State Free Lunch & Breakfast	3360									
142	School Breakfast Initiative	3365									
143	Driver Education	3370									
144	Adult Education (from ICCB)	3410									
145	Adult Education - Other (Describe & Itemize)	3499									
146	TRANSPORTATION										
147	Transportation - Regular and Vocational	3500				131,750					
148	Transportation - Special Education	3510				263,500					
149	Transportation - Other (Describe & Itemize)	3599									
150	Total Transportation		0	0		395,250	0				
151	Learning Improvement - Change Grants	3610	0								
152	Scientific Literacy	3660									
153	Truant Alternative/Optional Education	3695									
154	Early Childhood - Block Grant	3705									
155	Chicago General Education Block Grant	3766									
156	Chicago Educational Services Block Grant	3767									
157	School Safety & Educational Improvement Block Grant	3775									
158	Technology - Technology for Success	3780	1,000								
159	State Charter Schools	3815									
160	Extended Learning Opportunities - Summer Bridges	3825									
161	Infrastructure Improvements - Planning/Construction	3920									
162	School Infrastructure - Maintenance Projects	3925		0							50,000
163	Other Restricted Revenue from State Sources (Describe & Itemize)	3999	0	0							
164	Total Restricted Grants-In-Aid		66,000	0	0	395,250	0	0	0	0	50,000
165	Total Receipts/Revenues from State Sources	3000	1,234,882	0	0	395,250	0	0	0	0	50,000
166	RECEIPTS/REVENUES FROM FEDERAL SOURCES (4000)										
167	UNRESTRICTED GRANTS-IN-AID RECEIVED DIRECTLY FROM FEDERAL GOVT. (4001-4009)										
168	Federal Impact Aid	4001									
169	Other Unrestricted Grants-In-Aid Received from Fed. Govt. (Describe & Itemize)	4009									
170	Total Unrestricted Grants-In-Aid Received Directly from Fed Govt		0	0	68	0	0	0	0	0	0

	A	B	C	D	E	F	G	H	I	J	K
	Description: Enter Whole Numbers Only	Acct #	(10) Educational	(20) Operations & Maintenance	(30) Debt Service	(40) Transportation	(50) Municipal Retirement/ Social Security	(60) Capital Projects	(70) Working Cash	(80) Tort	(90) Fire Prevention & Safety
171	RESTRICTED GRANTS-IN-AID RECEIVED DIRECTLY FROM FEDERAL GOVT (4045-4090)										
172	Head Start	4045									
173	Construction (Impact Aid)	4050									
174	MAGNET	4060									
175	Other Restricted Grants-In-Aid Received from Fed. Govt. (Describe & Itemize)	4090									
176	Total Restricted Grants-In-Aid Received Directly from Federal Govt.		0	0		0	0	0			0
177	RESTRICTED GRANTS-IN-AID RECEIVED FROM FEDERAL GOVT. THRU THE STATE (4100-4999)										
178	TITLE V										
179	Title V - Flexibility and Accountability	4100									
180	Title V - SEA Projects	4105									
181	Title V - Rural Education Initiative (REI)	4107									
182	Title V - Other (Describe & Itemize)	4199									
183	Total Title V		0	0		0	0				
184	FOOD SERVICE										
185	Breakfast Start-Up Expansion	4200									
186	National School Lunch Program	4210									
187	Special Milk Program	4215	17,800								
188	School Breakfast Program	4220									
189	Summer Food Service Admin/Program	4225									
190	Child and Adult Care Food Program	4226									
191	Fresh Fruit and Vegetables	4240									
192	Food Service - Other (Describe & Itemize)	4299									
193	Total Food Service		17,800				0				
194	TITLE I										
195	Title I - Low Income	4300	308,000								
196	Title I - Low Income - Neglected, Private	4305	148,404								
197	Title I - Migrant Education	4340									
198	Title I - Other (Describe & Itemize)	4399									
199	Total Title I		456,404	0		0	0				
200	TITLE IV										
201	Title IV - Student Support & Academic Enrichment Grant	4400									
202	Title IV - Part A - Student Support & Academic Enrichment Grants Safe and Drug Free Schools	4415									
203	Title IV - 21st Century	4421									
204	Title IV - Other (Describe & Itemize)	4499									
205	Total Title IV		0	0		0	0				
206	FEDERAL - SPECIAL EDUCATION										
207	Federal Special Education - Preschool Flow-Through	4600	10,300								
208	Federal Special Education - Preschool Discretionary	4605									
209	Federal Special Education - IDEA Flow Through	4620	300,000								
210	Federal Special Education - IDEA Room & Board	4625	110,000								
211	Federal Special Education - IDEA Discretionary	4630									
212	Federal Special Education - IDEA - Other (Describe & Itemize)	4699									
213	Total Federal Special Education		420,300	0		0	0				
214	CTE - PERKINS										
215	CTE - Perkins-Title III E Tech Prep	4770									
216	CTE - Other (Describe & Itemize)	4799									
217	Total CTE - Perkins		0	0			0				
218	Federal - Adult Education	4810									
219	Qualified Zone Academy Bond Tax Credits	4866									
220	Qualified School Construction Bond Credits	4867									
221	Build America Bond Tax Credits	4868									
222	Build America Bond Interest Reimbursement	4869									
223	Total Stimulus Programs		0	0	0	0	0	0		0	0
224	Race to the Top Program	4901			69						
225	Race to the Top - Preschool Expansion Grant	4902									

	A	B	C	D	E	F	G	H	I	J	K
1	Description: Enter Whole Numbers Only	Acct #	(10) Educational	(20) Operations & Maintenance	(30) Debt Service	(40) Transportation	(50) Municipal Retirement/ Social Security	(60) Capital Projects	(70) Working Cash	(80) Tort	(90) Fire Prevention & Safety
2											
226	Title III - Instruction for English Learners & Immigrant Students	4905									
227	Title III - English Language Acquisition	4909	19,000								
228	McKinney Education for Homeless Children	4920									
229	Title II - Eisenhower - Professional Development Formula	4930	0								
230	Title II - Teacher Quality	4932	0								
231	Title II - Part A - Supporting Effective Instruction - State Grants	4935	0								
232	Federal Charter Schools	4960									
233	State Assessment Grants	4981									
234	Grant for State Assessments and Related Activities	4982									
235	Medicaid Matching Funds - Administrative Outreach	4991									
236	Medicaid Matching Funds - Fee-For-Service Program	4992	0								
237	Other Restricted Grants Received from Fed. Govt. thru State <i>(Describe & Itemize)</i>	4998	0	0				0			
238	Total Restricted Grants-In-Aid Received from Federal Govt. Thru the State		913,504	0	0	0	0	0		0	0
239	TOTAL RECEIPTS/REVENUES FROM FEDERAL SOURCES	4000	913,504	0	0	0	0	0	0	0	0
240	TOTAL DIRECT RECEIPTS/REVENUES (without Student Activity Funds 1799)		28,388,932	2,534,918	1,301,751	1,559,953	492,177	268,000	21,100	137,601	311,568
241	TOTAL DIRECT RECEIPTS/REVENUES (with Student Activity Funds 1799)		28,388,932								

1	A	B	C	D	E	F	G	H	I	J	K
2	Description: Enter Whole Numbers Only	Funct #	(100) Salaries	(200) Employee Benefits	(300) Purchased Services	(400) Supplies & Materials	(500) Capital Outlay	(600) Other Objects	(700) Non-Capitalized Equipment	(800) Termination Benefits	(900) Total
3	10 - EDUCATIONAL FUND (ED)										
4	INSTRUCTION (ED)	1000									
5	Regular Programs	1100	8,182,305	1,422,635	310,776	839,950	228,500	1,000	119,600	273,540	11,378,306
6	Tuition Payment to Charter Schools	1115									0
7	Pre-K Programs	1125	296,824	106,313	2,000	34,200	0		750		440,087
8	Special Education Programs (Functions 1200 - 1220)	1200	1,608,560	328,685	2,000	68,300	9,000	0	7,500		2,024,045
9	Special Education Programs Pre-K	1225									0
10	Remedial and Supplemental Programs K-12	1250	622,673	112,981	58,000	33,175	0		0		826,829
11	Remedial and Supplemental Programs Pre-K	1275									0
12	Adult/Continuing Education Programs	1300									0
13	CTE Programs	1400									0
14	Interscholastic Programs	1500	120,000	1,438		9,200	1,500	5,500			137,638
15	Summer School Programs	1600	56,800	833	0	3,000					60,633
16	Gifted Programs	1650	589,012	121,934	0	5,375		650			716,971
17	Driver's Education Programs	1700									0
18	Bilingual Programs	1800	692,343	82,939	4,000	9,925	0	0	0		789,207
19	Truant Alternative & Optional Programs	1900									0
20	Pre-K Programs - Private Tuition	1910									0
21	Regular K-12 Programs Private Tuition	1911									0
22	Special Education Programs K-12 Private Tuition	1912									0
23	Special Education Programs Pre-K Tuition	1913									0
24	Remedial/Supplemental Programs K-12 Private Tuition	1914									0
25	Remedial/Supplemental Programs Pre-K Private Tuition	1915									0
26	Adult/Continuing Education Programs Private Tuition	1916									0
27	CTE Programs Private Tuition	1917									0
28	Interscholastic Programs Private Tuition	1918									0
29	Summer School Programs Private Tuition	1919									0
30	Gifted Programs Private Tuition	1920									0
31	Bilingual Programs Private Tuition	1921									0
32	Truants Alternative/Opt Ed Programs Private Tuition	1922									0
33	Student Activity Fund Expenditures	1999									0
34	Total Instruction³⁴ (Without Student Activity Funds 1999)	1000	12,168,517	2,177,758	376,776	1,003,125	239,000	7,150	127,850	273,540	16,373,716
35	Total Instruction (With Student Activity Funds 1999)	1000	12,168,517	2,177,758	376,776	1,003,125	239,000	7,150	127,850	273,540	16,373,716
36	SUPPORT SERVICES (ED)	2000									
37	Support Services - Pupil	2100									
38	Attendance & Social Work Services	2110	512,762	59,840	4,450	2,275					579,327
39	Guidance Services	2120									0
40	Health Services	2130	218,440	37,220	102,000	8,000	3,000	900	1,800		371,360
41	Psychological Services	2140	200,985	15,786	1,500	1,025					219,296
42	Speech Pathology & Audiology Services	2150	351,350	56,577	1,400	1,550					410,877
43	Other Support Services - Pupils (Describe & Itemize)	2190	109,470	550							110,020
44	Total Support Services - Pupil	2100	1,393,007	169,973	109,350	12,850	3,000	900	1,800	0	1,690,880
45	Support Services - Instructional Staff	2200									
46	Improvement of Instruction Services	2210	460,778	46,223	100,950	1,800	0	2,700			612,451
47	Educational Media Services	2220	310,203	45,384	0	20,500	0		0		376,087
48	Assessment & Testing	2230			0	322					322
49	Total Support Services - Instructional Staff	2200	770,981	91,607	100,950	22,622	0	2,700	0	0	988,860
50	Support Services - General Administration	2300									
51	Board of Education Services	2310		8,000	219,200	2,500	0	15,000			244,700
52	Executive Administration Services	2320	283,955	56,871	4,000	2,000	0	3,500			350,326
53	Special Area Administration Services	2330	163,733	49,642	0			300			213,675
54	Tort Immunity Services	2361, 2365									0
55	Total Support Services - General Administration	2300	447,688	114,513	223,200	4,500	0	18,800	0	0	808,701
56	Support Services - School Administration	2400									
57	Office of the Principal Services	2410	768,509	189,722	5,600	4,000	3,444	2,000			973,275
58	Other Support Services - School Administration (Describe & Itemize)	2490	120,880	31,746		275		650			153,551
59	Total Support Services - School Administration	2400	889,389	221,468	5,600	4,275	3,444	2,650	0	0	1,126,826
60	Support Services - Business	2500									
61	Direction of Business Support Services	2510	218,407	34,659			0	2,000			255,066
62	Fiscal Services	2520	262,468	70,118	115,940	5,600	0	30,000	0		484,126

71

	A	B	C	D	E	F	G	H	I	J	K
1	Description: Enter Whole Numbers Only	Funct #	(100) Salaries	(200) Employee Benefits	(300) Purchased Services	(400) Supplies & Materials	(500) Capital Outlay	(600) Other Objects	(700) Non-Capitalized Equipment	(800) Termination Benefits	(900) Total
63	Operation & Maintenance of Plant Services	2540									0
64	Pupil Transportation Services	2550									0
65	Food Services	2560	310,681	75,097	6,300	310,500	11,000	2,400	4,000		719,978
66	Internal Services	2570			26,275	2,100					28,375
67	Total Support Services - Business	2500	791,556	179,874	148,515	318,200	11,000	34,400	4,000	0	1,487,545
68	Support Services - Central	2600									
69	Direction of Central Support Services	2610									0
70	Planning, Research, Development & Evaluation Services	2620									0
71	Information Services	2630	92,671	39,029	21,000	8,000	0	1,400			162,100
72	Staff Services	2640									0
73	Data Processing Services	2660	581,551	106,405	500	0		200			688,656
74	Total Support Services - Central	2600	674,222	145,434	21,500	8,000	0	1,600	0	0	850,756
75	Other Support Services - Misc. (Describe & Itemize)	2900									0
76	Total Support Services	2000	4,966,843	922,869	609,115	370,447	17,444	61,050	5,800	0	6,953,568
77	COMMUNITY SERVICES (ED)	3000			1,000	1,515					2,515
78	PAYMENTS TO OTHER DIST & GOVT UNITS (ED)	4000									
79	Payments to Other Dist & Govt Units (In-State)	4100									
80	Payments for Regular Programs	4110									0
81	Payments for Special Education Programs	4120			255,270			3,079,400			3,334,670
82	Payments for Adult/Continuing Education Programs	4130									0
83	Payments for CTE Programs	4140									0
84	Payments for Community College Programs	4170									0
85	Other Payments to In-State Govt Units - Programs (Describe & Itemize)	4190			5,860						5,860
86	Total Payments to Other Dist & Govt Units (In-State)	4100			261,130			3,079,400			3,340,530
87	Payments for Regular Programs - Tuition	4210									0
88	Payments for Special Education Programs - Tuition	4220									0
89	Payments for Adult/Continuing Education Programs - Tuition	4230									0
90	Payments for CTE Programs - Tuition	4240									0
91	Payments for Community College Programs - Tuition	4270									0
92	Payments for Other Programs - Tuition	4280									0
93	Other Payments to In-State Govt Units - Tuition (Describe & Itemize)	4290									0
94	Total Payments to Other Dist & Govt Units - Tuition (In State)	4200						0			0
95	Payments for Regular Programs - Transfers	4310									0
96	Payments for Special Education Programs - Transfers	4320									0
97	Payments for Adult/Continuing Ed Programs - Transfers	4330									0
98	Payments for CTE Programs - Transfers	4340									0
99	Payments for Community College Program - Transfers	4370									0
100	Payments for Other Programs - Transfers	4380									0
101	Other Payments to In-State Govt Units - Transfers (Describe & Itemize)	4390									0
102	Total Payments to Other Dist & Govt Units-Transfers (In State)	4300			0			0			0
103	Payments to Other Dist & Govt Units (Out of State)	4400									0
104	Total Payments to Other Dist & Govt Units	4000			261,130			3,079,400			3,340,530
105	DEBT SERVICE (ED)	5000									
106	Debt Service - Interest on Short-Term Debt	5100									
107	Tax Anticipation Warrants	5110									0
108	Tax Anticipation Notes	5120									0
109	Corporate Personal Property Repl Tax Anticipated Notes	5130									0
110	State Aid Anticipation Certificates	5140									0
111	Other Interest on Short-Term Debt (Describe & Itemize)	5150									0
112	Total Debt Service - Interest on Short-Term Debt	5100						0			0
113	Debt Service - Interest on Long-Term Debt	5200									0
114	Total Debt Service	5000						0			0
115	PROVISION FOR CONTINGENCIES (ED)	6000									0
116	Total Direct Disbursements/Expenditures (without Student Activity Funds (1999))		17,135,360	3,100,627	1,248,021	1,375,087	256,444	3,147,600	133,650	273,540	26,670,329
117	Total Direct Disbursements/Expenditures (with Student Activity Funds (1999))		17,135,360	3,100,627	1,248,021	1,375,087	256,444	3,147,600	133,650	273,540	26,670,329
118	Excess (Deficiency) of Receipts/Revenues Over Disbursements/Expenditures (without Student Activity Funds 1999)										1,718,603
119	Excess (Deficiency) of Receipts/Revenues Over Disbursements/Expenditures (with Student Activity Funds 1999)										1,718,603

1	A	B	C	D	E	F	G	H	I	J	K
2	Description: Enter Whole Numbers Only	Funct #	(100) Salaries	(200) Employee Benefits	(300) Purchased Services	(400) Supplies & Materials	(500) Capital Outlay	(600) Other Objects	(700) Non-Capitalized Equipment	(800) Termination Benefits	(900) Total
120	20 - OPERATIONS AND MAINTENANCE FUND (O&M)										
121	SUPPORT SERVICES (O&M)	2000									
122	Support Services - Pupil	2100									
123	Other Support Services - Pupils (Describe & Itemize)	2190									0
124	Support Services - Business	2500									
125	Direction of Business Support Services	2510									0
126	Facilities Acquisition & Construction Services	2530									0
127	Operation & Maintenance of Plant Services	2540	589,279	92,596	1,113,000	559,082	373,741	800	5,000		2,733,498
128	Pupil Transportation Services	2550									0
129	Food Services	2560									0
130	Total Support Services - Business	2500	589,279	92,596	1,113,000	559,082	373,741	800	5,000	0	2,733,498
131	Other Support Services - Misc. (Describe & Itemize)	2900									0
132	Total Support Services	2000	589,279	92,596	1,113,000	559,082	373,741	800	5,000	0	2,733,498
133	COMMUNITY SERVICES (O&M)	3000									0
134	PAYMENTS TO OTHER DIST & GOVT UNITS (O&M)	4000									
135	Payments to Other Dist & Govt Units (In-State)	4100									
136	Payments for Regular Programs	4110									0
137	Payments for Special Education Programs	4120									0
138	Payments for CTE Program	4140									0
139	Other Payments to In-State Govt Units - Programs (Describe & Itemize)	4190									0
140	Total Payments to Other Dist & Govt Units (In-State)	4100			0			0			0
141	Payments to Other Dist & Govt Units (Out of State) ¹⁴	4400									0
142	Total Payments to Other Dist & Govt Unit	4000			0			0			0
143	DEBT SERVICE (O&M)	5000									
144	Debt Service - Interest on Short-Term Debt	5100									
145	Tax Anticipation Warrants	5110									0
146	Tax Anticipation Notes	5120									0
147	Corporate Personal Prop Repl Tax Anticipated Notes	5130									0
148	State Aid Anticipation Certificates	5140									0
149	Other Interest on Short-Term Debt (Describe & Itemize)	5150									0
150	Total Debt Service - Interest on Short-Term Debt	5100						0			0
151	Debt Service - Interest on Long-Term Debt	5200									0
152	Total Debt Service	5000						0			0
153	PROVISION FOR CONTINGENCIES (O&M)	6000									0
154	Total Direct Disbursements/Expenditures		589,279	92,596	1,113,000	559,082	373,741	800	5,000	0	2,733,498
155	Excess (Deficiency) of Receipts/Revenues Over Disbursements/Expenditures										(198,580)
156											
157	30 - DEBT SERVICE FUND (DS)										
158	PAYMENTS TO OTHER DIST & GOVT UNITS (DS)	4000									
159	Payments to Other Dist & Govt Units (In-State)	4100									
160	Payments for Regular Programs	4110									0
161	Payments for Special Education Programs	4120									0
162	Other Payments to In-State Govt Units - Programs (Describe & Itemize)	4190									0
163	Total Payments to Other Dist & Govt Units (In-State)	4000						0			0
164	DEBT SERVICE (DS)	5000									
165	Debt Service - Interest on Short-Term Debt	5100									
166	Tax Anticipation Warrants	5110									0
167	Tax Anticipation Notes	5120									0
168	Corporate Personal Prop Repl Tax Anticipation Notes	5130									0
169	State Aid Anticipation Certificates	5140						536,325			536,325
170	Other Interest on Short-Term Debt (Describe & Itemize)	5150									0
171	Total Debt Service - Interest On Short-Term Debt	5100						536,325			536,325
172	Debt Service - Interest on Long-Term Debt	5200						865,000			865,000
173	Debt Service - Payments of Principal on Long-Term Debt ¹⁵ (Lease/Purchase Principal Retired) (Describe & Itemize)	5300									0
174	Debt Service - Other (Describe & Itemize)	5400						2,250			2,250
175	Total Debt Service	5000			73	0		1,403,575			1,403,575
176	PROVISION FOR CONTINGENCIES (DS)	6000									0
177											

	A	B	C	D	E	F	G	H	I	J	K
1	Description: Enter Whole Numbers Only	Funct #	(100)	(200)	(300)	(400)	(500)	(600)	(700)	(800)	(900)
2			Salaries	Employee Benefits	Purchased Services	Supplies & Materials	Capital Outlay	Other Objects	Non-Capitalized Equipment	Termination Benefits	Total
178	Total Direct Disbursements/Expenditures				0			1,403,575			1,403,575
179	Excess (Deficiency) of Receipts/Revenues Over Disbursements/Expenditures										(101,824)
180											
181	40 - TRANSPORTATION FUND (TR)										
182	SUPPORT SERVICES (TR)	2000									
183	Support Services - Pupils	2100									
184	Other Support Services - Pupils (Describe & Itemize)	2190									0
185	Support Services - Business										
186	Pupil Transportation Services	2550			1,735,000						1,735,000
187	Other Support Services - Business (Describe & Itemize)	2900									0
188	Total Support Services	2000	0	0	1,735,000	0	0	0	0	0	1,735,000
189	COMMUNITY SERVICES (TR)	3000									0
190	PAYMENTS TO OTHER DIST & GOVT UNITS (TR)	4000									
191	Payments to Other Dist & Govt Units (In-State)	4100									
192	Payments for Regular Program	4110									0
193	Payments for Special Education Programs	4120									0
194	Payments for Adult/Continuing Education Programs	4130									0
195	Payments for CTE Programs	4140									0
196	Payments for Community College Programs	4170									0
197	Other Payments to In-State Govt Units - Programs (Describe & Itemize)	4190									0
198	Total Payments to Other Dist & Govt Units (In-State)	4100			0			0			0
199	Payments to Other Dist & Govt Units (Out-of-State) (Describe & Itemize)	4400									0
200	Total Payments to Other Dist & Govt Units	4000			0			0			0
201	DEBT SERVICE (TR)	5000									
202	Debt Service - Interest on Short-Term Debt	5100									
203	Tax Anticipation Warrants	5110									0
204	Tax Anticipation Notes	5120									0
205	Corporate Personal Prop Repl Tax Anticipation Notes	5130									0
206	State Aid Anticipation Certificates	5140									0
207	Other Interest on Short-Term Debt (Describe & Itemize)	5150									0
208	Total Debt Service - Interest On Short-Term Debt	5100						0			0
209	Debt Service - Interest on Long-Term Debt	5200									0
210	Debt Service - Payments of Principal on Long-Term Debt ¹⁵ (Lease/Purchase Principal Retired) (Describe & Itemize)	5300									0
211	Debt Service - Other (Describe & Itemize)	5400									0
212	Total Debt Service	5000						0			0
213	PROVISION FOR CONTINGENCIES (TR)	6000									0
214	Total Direct Disbursements/Expenditures		0	0	1,735,000	0	0	0	0	0	1,735,000
215	Excess (Deficiency) of Receipts/Revenues Over Disbursements/Expenditures										(175,047)
216											
217	50 - MUNICIPAL RETIREMENT/SOC SEC FUND (MR/SS)										
218	INSTRUCTION (MR/SS)	1000									
219	Regular Program	1100		142,090							142,090
220	Pre-K Programs	1125		15,369							15,369
221	Special Education Programs (Functions 1200-1220)	1200		103,981							103,981
222	Special Education Programs Pre-K	1225									0
223	Remedial and Supplemental Programs K-12	1250		9,029							9,029
224	Remedial and Supplemental Programs Pre-K	1275									0
225	Adult/Continuing Education Programs	1300									0
226	CTE Programs	1400									0
227	Interscholastic Programs	1500		5,268							5,268
228	Summer School Programs	1600		2,271							2,271
229	Gifted Programs	1650		8,542							8,542
230	Driver's Education Programs	1700									0
231	Bilingual Programs	1800		12,056							12,056
232	Truant Alternative & Optional Programs	1900									0
233	Total Instruction	1000		298,606							298,606
234	SUPPORT SERVICES (MR/SS)	2000									
235	Support Services - Pupil	2100									

74

1	A	B	C	D	E	F	G	H	I	J	K
2	Description: Enter Whole Numbers Only	Funct #	(100) Salaries	(200) Employee Benefits	(300) Purchased Services	(400) Supplies & Materials	(500) Capital Outlay	(600) Other Objects	(700) Non-Capitalized Equipment	(800) Termination Benefits	(900) Total
236	Attendance & Social Work Services	2110		7,437							7,437
237	Guidance Services	2120									0
238	Health Services	2130		41,180							41,180
239	Psychological Services	2140		2,915							2,915
240	Speech Pathology & Audiology Services	2150		5,096							5,096
241	Other Support Services - Pupils (Describe & Itemize)	2190		7,494							7,494
242	Total Support Services - Pupil	2100		64,122							64,122
243	Support Services - Instructional Staff	2200									
244	Improvement of Instruction Services	2210		16,330							16,330
245	Educational Media Services	2220		4,499							4,499
246	Assessment & Testing	2230									0
247	Total Support Services - Instructional Staff	2200		20,829							20,829
248	Support Services - General Administration	2300									
249	Board of Education Services	2310		0							0
250	Executive Administration Services	2320		4,118							4,118
251	Special Area Administrative Services	2330		5,400							5,400
252	Claims Paid from Self Insurance Fund	2361									0
253	Risk Management and Claims Services Payments	2365									0
254	Total Support Services - General Administration	2300		9,518							9,518
255	Support Services - School Administration	2400									
256	Office of the Principal Services	2410		38,469							38,469
257	Other Support Services - School Administration (Describe & Itemize)	2490		1,753							1,753
258	Total Support Services - School Administration	2400		40,222							40,222
259	Support Services - Business	2500									
260	Direction of Business Support Services	2510		3,160							3,160
261	Fiscal Services	2520		41,314							41,314
262	Facilities Acquisition & Construction Services	2530									0
263	Operation & Maintenance of Plant Service	2540		90,726							90,726
264	Pupil Transportation Services	2550									0
265	Food Services	2560		47,108							47,108
266	Internal Services	2570									0
267	Total Support Services - Business	2500		182,308							182,308
268	Support Services - Central	2600									
269	Direction of Central Support Services	2610									0
270	Planning, Research, Development & Evaluation Services	2620									0
271	Information Services	2630		14,597							14,597
272	Staff Services	2640									0
273	Data Processing Services	2660		65,245							65,245
274	Total Support Services - Central	2600		79,842							79,842
275	Other Support Services - Misc. (Describe & Itemize)	2900									0
276	Total Support Services	2000		396,841							396,841
277	COMMUNITY SERVICES (MR/SS)	3000									0
278	PAYMENTS TO OTHER DIST & GOVT UNITS (MR/SS)	4000									0
279	Payments for Regular Programs	4110									0
280	Payments for Special Education Programs	4120									0
281	Payments for CTE Programs	4140									0
282	Total Payments to Other Dist & Govt Units	4000		0							0
283	DEBT SERVICE (MR/SS)	5000									0
284	Debt Service - Interest on Short-Term Debt	5100									0
285	Tax Anticipation Warrants	5110									0
286	Tax Anticipation Notes	5120									0
287	Corporate Personal Prop Repl Tax Anticipation Notes	5130									0
288	State Aid Anticipation Certificates	5140									0
289	Other Interest on Short-Term Debt (Describe & Itemize)	5150									0
290	Total Debt Service	5000						0			0
291	PROVISION FOR CONTINGENCIES (MR/SS)	6000									0
292	Total Direct Disbursements/Expenditures			695,447				0			695,447
293	Excess (Deficiency) of Receipts/Revenues Over Disbursements/Expenditures										(203,270)
294											
295	60 - CAPITAL PROJECTS (CP)										

75

	A	B	C	D	E	F	G	H	I	J	K
1	Description: Enter Whole Numbers Only	Funct #	(100)	(200)	(300)	(400)	(500)	(600)	(700)	(800)	(900)
2			Salaries	Employee Benefits	Purchased Services	Supplies & Materials	Capital Outlay	Other Objects	Non-Capitalized Equipment	Termination Benefits	Total
296	SUPPORT SERVICES (CP)	2000									
297	Support Services - Business										
298	Facilities Acquisition & Construction Services	2530			401,451		3,255,700				3,657,151
299	Other Support Services - Business (Describe & Itemize)	2900									0
300	Total Support Services	2000	0	0	401,451	0	3,255,700	0	0		3,657,151
301	PAYMENTS TO OTHER DIST & GOVT UNITS (CP)	4000									
302	Payments to Other Dist & Govt Units (In-State)	4100									
303	Payments to Regular Programs	4110									0
304	Payment for Special Education Programs	4120									0
305	Payment for CTE Programs	4140									0
306	Payments to Other Govt Units - Programs (In-State) (Describe & Itemize)	4190									0
307	Total Payments to Other Districts & Govt Units	4000			0			0			0
308	PROVISION FOR CONTINGENCIES (CP)	6000									0
309	Total Direct Disbursements/Expenditures		0	0	401,451	0	3,255,700	0	0		3,657,151
310	Excess (Deficiency) of Receipts/Revenues Over Disbursements/Expenditures										(3,389,151)
311											
312	70 WORKING CASH FUND (WC)										
313											
314	80 - TORT FUND (TF)										
315	INSTRUCTION (TF)	1000									
316	Regular Programs	1100									0
317	Tuition Payment to Charter Schools	1115									0
318	Pre-K Programs	1125									0
319	Special Education Programs (Functions 1200 - 1220)	1200									0
320	Special Education Programs Pre-K	1225									0
321	Remedial and Supplemental Programs K-12	1250									0
322	Remedial and Supplemental Programs Pre-K	1275									0
323	Adult/Continuing Education Programs	1300									0
324	CTE Programs	1400									0
325	Interscholastic Programs	1500									0
326	Summer School Programs	1600									0
327	Gifted Programs	1650									0
328	Driver's Education Programs	1700									0
329	Bilingual Programs	1800									0
330	Truant Alternative & Optional Programs	1900									0
331	Pre-K Programs - Private Tuition	1910									0
332	Regular K-12 Programs Private Tuition	1911									0
333	Special Education Programs K-12 Private Tuition	1912									0
334	Special Education Programs Pre-K Tuition	1913									0
335	Remedial/Supplemental Programs K-12 Private Tuition	1914									0
336	Remedial/Supplemental Programs Pre-K Private Tuition	1915									0
337	Adult/Continuing Education Programs Private Tuition	1916									0
338	CTE Programs Private Tuition	1917									0
339	Interscholastic Programs Private Tuition	1918									0
340	Summer School Programs Private Tuition	1919									0
341	Gifted Programs Private Tuition	1920									0
342	Bilingual Programs Private Tuition	1921									0
343	Truants Alternative/Opt Ed Programs Private Tuition	1922									0
344	Total Instruction¹⁴	1000	0	0	0	0	0	0	0	0	0
345	SUPPORT SERVICES (TF)	2000									
346	Support Services - Pupil	2100									
347	Attendance & Social Work Services	2110									0
348	Guidance Services	2120									0
349	Health Services	2130									0
350	Psychological Services	2140									0
351	Speech Pathology & Audiology Services	2150									0
352	Other Support Services - Pupils (Describe & Itemize)	2190									0
353	Total Support Services - Pupil	2100	0	0	0	0	0	0	0	0	0
354	Support Services - Instructional Staff	2200									
355	Improvement of Instruction Services	2210									0

76

1	A	B	C	D	E	F	G	H	I	J	K
2	Description: Enter Whole Numbers Only	Func#	(100) Salaries	(200) Employee Benefits	(300) Purchased Services	(400) Supplies & Materials	(500) Capital Outlay	(600) Other Objects	(700) Non-Capitalized Equipment	(800) Termination Benefits	(900) Total
356	Educational Media Services	2220									0
357	Assessment & Testing	2230									0
358	Total Support Services - Instructional Staff	2200	0	0	0	0	0	0	0	0	0
359	Support Services - General Administration	2300									
360	Board of Education Services	2310									0
361	Executive Administration Services	2320									0
362	Special Area Administration Services	2330									0
363	Claims Paid from Self Insurance Fund	2361									0
364	Risk Management and Claims Services Payments	2365	200,000								200,000
365	Total Support Services - General Administration	2300	200,000	0	0	0	0	0	0	0	200,000
366	Support Services - School Administration	2400									
367	Office of the Principal Services	2410									0
368	Other Support Services - School Administration <i>(Describe & Itemize)</i>	2490									0
369	Total Support Services - School Administration	2400	0	0	0	0	0	0	0	0	0
370	Support Services - Business	2500									
371	Direction of Business Support Services	2510									0
372	Fiscal Services	2520									0
373	Facilities Acquisition & Construction Services	2530									0
374	Operation & Maintenance of Plant Services	2540									0
375	Pupil Transportation Services	2550									0
376	Food Services	2560									0
377	Internal Services	2570									0
378	Total Support Services - Business	2500	0	0	0	0	0	0	0	0	0
379	Support Services - Central	2600									
380	Direction of Central Support Services	2610									0
381	Planning, Research, Development & Evaluation Services	2620									0
382	Information Services	2630									0
383	Staff Services	2640									0
384	Data Processing Services	2660									0
385	Total Support Services - Central	2600	0	0	0	0	0	0	0	0	0
386	Other Support Services - Misc. <i>(Describe & Itemize)</i>	2900									
387	Total Support Services	2000	200,000	0	0	0	0	0	0	0	200,000
388	COMMUNITY SERVICES (TF)	3000									0
389	PAYMENTS TO OTHER DIST & GOVT UNITS (TF)	4000									
390	Payments to Other Dist & Govt Units (In-State)	4100									
391	Payments for Regular Programs	4110									0
392	Payments for Special Education Programs	4120									0
393	Payments for Adult/Continuing Education Programs	4130									0
394	Payments for CTE Programs	4140									0
395	Payments for Community College Programs	4170									0
396	Other Payments to In-State Govt Units - <i>Programs (Describe & Itemize)</i>	4190									0
397	Total Payments to Other Dist & Govt Units (In-State)	4100			0			0			0
398	Payments for Regular Programs - Tuition	4210									0
399	Payments for Special Education Programs - Tuition	4220									0
400	Payments for Adult/Continuing Education Programs - Tuition	4230									0
401	Payments for CTE Programs - Tuition	4240									0
402	Payments for Community College Programs - Tuition	4270									0
403	Payments for Other Programs - Tuition	4280									0
404	Other Payments to In-State Govt Units - Tuition <i>(Describe & Itemize)</i>	4290									0
405	Total Payments to Other Dist & Govt Units - Tuition (In State)	4200						0			0
406	Payments for Regular Programs - Transfers	4310									0
407	Payments for Special Education Programs - Transfers	4320									0
408	Payments for Adult/Continuing Ed Programs - Transfers	4330									0
409	Payments for CTE Programs - Transfers	4340									0
410	Payments for Community College Program - Transfers	4370									0
411	Payments for Other Programs - Transfers	4380									0
412	Other Payments to In-State Govt Units - Transfers <i>(Describe & Itemize)</i>	4390									0
413	Total Payments to Other Dist & Govt Units-Transfers (In State)	4300			0			0			0
414	Payments to Other Dist & Govt Units (Out of State)	4400			77						0
415	Total Payments to Other Dist & Govt Units	4000			0			0			0

	A	B	C	D	E	F	G	H	I	J	K
1	Description: Enter Whole Numbers Only	Funct #	(100) Salaries	(200) Employee Benefits	(300) Purchased Services	(400) Supplies & Materials	(500) Capital Outlay	(600) Other Objects	(700) Non-Capitalized Equipment	(800) Termination Benefits	(900) Total
416	DEBT SERVICE (TF)	5000									
417	Debt Service - Interest on Short-Term Debt										
418	Tax Anticipation Warrants	5110									0
419	Tax Anticipation Notes	5120									0
420	Corporate Personal Property Replacement Tax Anticipation Notes	5130									0
421	State Aid Anticipation Certificates	5140									0
422	Other Interest on Short-Term Debt <i>(Describe & Itemize)</i>	5150									0
423	Debt Service - Interest on Long-Term Debt	5200									0
424	Debt Service - Payments of Principal on Long-Term Debt ¹⁵ (Lease/Purchase Principal Retired) <i>(Describe & Itemize)</i>	5300									0
425	Debt Service - Other <i>(Describe & Itemize)</i>	5400									0
426	Total Debt Service	5000			0			0			0
427	PROVISION FOR CONTINGENCIES (TF)	6000									0
428	Total Direct Disbursements/Expenditures		200,000	0	0	0	0	0	0	0	200,000
429	Excess (Deficiency) of Receipts/Revenues Over Disbursements/Expenditures										(62,399)
430											
431	90 - FIRE PREVENTION & SAFETY FUND (FP&S)										
432	SUPPORT SERVICES (FP&S)	2000									
433	Support Services - Business	2500									
434	Facilities Acquisition & Construction Services	2530			0						0
435	Operation & Maintenance of Plant Service	2540					135,000				135,000
436	Total Support Services - Business	2500	0	0	0	0	135,000	0	0		135,000
437	Other Support Services - Misc. <i>(Describe & Itemize)</i>	2900									0
438	Total Support Services	2000	0	0	0	0	135,000	0	0		135,000
439	PAYMENTS TO OTHER DISTRICTS & GOVT UNITS (FP&S)	4000									
440	Payments to Regular Programs	4110									0
441	Payments to Special Education Programs	4120									0
442	Other Payments to In-State Govt Units - Programs <i>(Describe & Itemize)</i>	4190									0
443	Total Payments to Other Districts & Govt Units (FPS)	4000						0			0
444	DEBT SERVICE (FP&S)	5000									
445	Debt Service - Interest on Short-Term Debt	5100									
446	Tax Anticipation Warrants	5110									0
447	Other Interest on Short-Term Debt <i>(Describe & Itemize)</i>	5150									0
448	Total Debt Service - Interest on Short-Term Debt	5100						0			0
449	Debt Service - Interest on Long-Term Debt	5200									0
450	Debt Service - Payments of Principal on Long-Term Debt ¹⁵ (Lease/Purchase Principal Retired) <i>(Describe & Itemize)</i>	5300									0
451	Total Debt Service	5000						0			0
452	PROVISIONS FOR CONTINGENCIES (FP&S)	6000									0
453	Total Direct Disbursements/Expenditures		0	0	0	0	135,000	0	0		135,000
454	Excess (Deficiency) of Receipts/Revenues Over Disbursements/Expenditures										176,568

If there is an amount in column C or column G, please describe the type of revenue or expenditure in column D or column H.							
Revenue Check: OK							
Expenditure Check: OK							
Error Message	Revenues Acct. (EstRev tab)	Amount	Describe Revenue	Expenditures Fund-Function (EstExp tab)	Amount	Describe Expenditures	Error Message
OK	1190	\$ 433,896	Public Act 102-0519	10-2190	\$ 110,020	Lunch/Recess Supervision and Crossing Guards	OK
OK	1290			10-2490	\$ 153,551	Director of Student Services	OK
OK	1614			10-2900			OK
OK	1690			10-4190	\$ 5,860	SIP Prof. Dev. Per 4331 Grant Budget Detail	OK
OK	1790			10-4290			OK
OK	1819	\$ 8,000	Band/Orchestra Fees	10-4390			OK
OK	1829	\$ 15	Combination Lock Purchase	10-4400			OK
OK	1890			10-5150			OK
OK	1993			20-2190			OK
OK	1999	\$ 96,880	E-Rate, Tech Recycle, Lost Books, Pcard reward, Late Reg. Fees	20-2900			OK
OK	2300			20-4190			OK
OK	3099			20-4400			OK
OK	3199			20-5150			OK
OK	3299			30-4190			OK
OK	3499			30-5150			OK
OK	3599			30-5300			OK
OK	3999			30-5400	\$ 2,250	Fees to Financial Advisor Continuing Disclosure	OK
OK	4009			40-2190			OK
OK	4090			40-2900			OK
OK	4199			40-4190			OK
OK	4299			40-4400			OK
OK	4399			40-5150			OK
OK	4499			40-5300			OK
OK	4699			40-5400			OK
OK	4799			50-2190	\$ 7,494	Social Security and Medicare for Lunch/Recess Sup. & Xing Guards	OK
OK	4998			50-2490	\$ 1,753	Medicare for Director of Student Services	OK
				50-2900			OK
				50-5150			OK
				60-2900			OK
				60-4190			OK
				80-2190			OK
				80-2490			OK
				80-2900			OK
				80-4190			OK
				80-4290			OK
				80-4390			OK
				80-4400			OK
				80-5150			OK
				80-5300			OK
				80-5400			OK
				90-2900			OK
				90-4190			OK
				90-5150			OK
				90-5300			OK

DEFICIT BUDGET SUMMARY INFORMATION - Operating Funds Only (School Districts Only)

Description	EDUCATIONAL FUND (10)	OPERATIONS & MAINTENANCE FUND (20)	TRANSPORTATION FUND (40)	WORKING CASH FUND (70)	TOTAL
Direct Revenues	28,388,932	2,534,918	1,559,953	21,100	32,504,903
Direct Expenditures	26,670,329	2,733,498	1,735,000		31,138,827
Difference	1,718,603	(198,580)	(175,047)	21,100	1,366,076
Estimated Fund Balance - June 30, 2026	19,074,909	2,004,943	1,786,660	647,958	23,514,470

Balanced budget; no Deficit Reduction Plan is required.

A deficit reduction plan is required if the local board of education adopts (or amends) the 2025-2026 school district budget in which the "operating funds" listed above result in direct revenues (line 9, BudgetSum 2-4) being less than direct expenditures (line 19, BudgetSum 2-4) by an amount equal to or greater than one-third (1/3) of the ending fund balance (line 81, BudgetSum 2-4).

Note: The balance is determined using only the four funds listed above. That is, if the estimated ending fund balance is less than three times the deficit spending, the district must adopt and file with ISBE a deficit reduction plan to balance the shortfall within three years.

Per School Code (105 ILCS 5/17-1) - If the Deficit AFR Summary Information tab from the 2024-2025 Annual Financial Report (AFR) reflects a deficit as defined above, then the school district shall adopt and submit a deficit reduction plan (found here on page 23-27) to ISBE within 30 days after acceptance of the AFR.

The deficit reduction plan, if required, is developed using ISBE guidelines and format.

	A	B	C	D	E	F	G	H	I	J	K	L	
1	*School Districts Only		DEFICIT REDUCTION PLAN					ESTIMATED BUDGET					
2			ESTIMATED BUDGET					ESTIMATED BUDGET					
3	05016074002		FY2025-2026					FY2026-2027					
4	District Number												
5	Lincolnwood SD 74												
6	District Name		Educational Fund	Operations & Maintenance Fund	Transportation Fund	Working Cash Fund	Total	Educational Fund	Operations & Maintenance Fund	Transportation Fund	Working Cash Fund	Total	
7	ESTIMATED BEGINNING FUND BALANCE (must equal prior Ending Fund Balance)		17,356,306	2,203,523	1,961,707	626,858	22,148,394	19,074,909	2,004,943	1,786,660	647,958	23,514,470	
8	RECEIPTS/REVENUES		Acct #										
9	LOCAL SOURCES		1000	26,240,546	2,534,918	1,164,703	21,100	29,961,267				0	
10	FLOW-THROUGH RECEIPTS/REVENUES FROM ONE DISTRICT TO ANOTHER DISTRICT		2000	0	0	0	0	0				0	
11	STATE SOURCES		3000	1,234,882	0	395,250	0	1,630,132				0	
12	FEDERAL SOURCES		4000	913,504	0	0	0	913,504				0	
13	Total Receipts/Revenues			28,388,932	2,534,918	1,559,953	21,100	32,504,903	0	0	0	0	
14	DISBURSEMENTS/EXPENDITURES		Funct #										
15	INSTRUCTION		1000	16,373,716				16,373,716				0	
16	SUPPORT SERVICES		2000	6,953,568	2,733,498	1,735,000		11,422,066				0	
17	COMMUNITY SERVICES		3000	2,515	0	0		2,515				0	
18	PAYMENTS TO OTHER DISTRICTS & GOVT. UNITS		4000	3,340,530	0	0		3,340,530				0	
19	DEBT SERVICES		5000	0	0	0		0				0	
20	PROVISION FOR CONTINGENCIES		6000	0	0	0		0				0	
21	Total Disbursements/Expenditures			26,670,329	2,733,498	1,735,000		31,138,827	0	0	0	0	
22	Excess of Receipts/Revenue Over/(Under) Disbursements/Expenditures			1,718,603	(198,580)	(175,047)	21,100	1,366,076	0	0	0	0	
23	OTHER SOURCES/USES OF FUNDS												
24	OTHER SOURCES OF FUNDS (7000)			0	0	0	0	0				0	
25	OTHER USES OF FUNDS (8000)			0	0	0	0	0				0	
26	TOTAL OTHER SOURCES/USES OF FUNDS			0	0	0	0	0	0	0	0	0	
27	ESTIMATED ENDING FUND BALANCE			19,074,909	2,004,943	1,786,660	647,958	23,514,470	19,074,909	2,004,943	1,786,660	647,958	23,514,470
28													
29													
30	Plan is incomplete.												
31													

A		B	M	N	O	P	Q	R	S	T	U	V	W	X	Y	Z
1	*School Districts Only		ESTIMATED BUDGET					ESTIMATED BUDGET					SUMMARY			
2			FY2027-2028					FY2028-2029					BUDGET ADDENDUM - DEFICIT REDUCTION PLAN			
3	05016074002												ESTIMATED BUDGET			
4	District Number												Date of Adoption: <input type="text"/>			
5	Lincolnwood SD 74												(Enter as MM/DD/YY)			
6	District Name		Educational Fund	Operations & Maintenance Fund	Transportation Fund	Working Cash Fund	Total	Educational Fund	Operations & Maintenance Fund	Transportation Fund	Working Cash Fund	Total	FY2025-2026	FY2026-2027	FY2027-2028	FY2028-2029
7	ESTIMATED BEGINNING FUND BALANCE (must equal prior Ending Fund Balance)		19,074,909	2,004,943	1,786,660	647,958	23,514,470	19,074,909	2,004,943	1,786,660	647,958	23,514,470	22,148,394	23,514,470	23,514,470	23,514,470
8	RECEIPTS/REVENUES		Acct #													
9	LOCAL SOURCES		1000				0					0	29,961,267	0	0	0
10	FLOW-THROUGH RECEIPTS/REVENUES FROM ONE DISTRICT TO ANOTHER DISTRICT		2000				0					0	0	0	0	0
11	STATE SOURCES		3000				0					0	1,630,132	0	0	0
12	FEDERAL SOURCES		4000				0					0	913,504	0	0	0
13	Total Receipts/Revenues		0	0	0	0	0	0	0	0	0	0	32,504,903	0	0	0
14	DISBURSEMENTS/EXPENDITURES		Funct #													
15	INSTRUCTION		1000				0					0	16,373,716	0	0	0
16	SUPPORT SERVICES		2000				0					0	11,422,066	0	0	0
17	COMMUNITY SERVICES		3000				0					0	2,515	0	0	0
18	PAYMENTS TO OTHER DISTRICTS & GOVT. UNITS		4000				0					0	3,340,530	0	0	0
19	DEBT SERVICES		5000				0					0	0	0	0	0
20	PROVISION FOR CONTINGENCIES		6000				0					0	0	0	0	0
21	Total Disbursements/Expenditures		0	0	0	0	0	0	0	0	0	0	31,138,827	0	0	0
22	Excess of Receipts/Revenue Over/(Under) Disbursements/Expenditures		0	0	0	0	0	0	0	0	0	0	1,366,076	0	0	0
23	OTHER SOURCES/USES OF FUNDS															
24	OTHER SOURCES OF FUNDS (7000)						0					0	0	0	0	0
25	OTHER USES OF FUNDS (8000)						0					0	0	0	0	0
26	TOTAL OTHER SOURCES/USES OF FUNDS		0	0	0	0	0	0	0	0	0	0	0	0	0	0
27	ESTIMATED ENDING FUND BALANCE		19,074,909	2,004,943	1,786,660	647,958	23,514,470	19,074,909	2,004,943	1,786,660	647,958	23,514,470	23,514,470	23,514,470	23,514,470	23,514,470
28																
29																
30	Plan is incomplete.															
31																

Deficit Reduction Plan-Background/Assumptions (School Districts Only)

**Fiscal Year 2025-2026
through Fiscal Year 2028-2029**

Lincolnwood SD 74 05016074002

Please complete the following schedule and include a brief description to identify any areas of the budget that will be impacted from one year to the next. If the deficit reduction plan relies upon new local revenues, identify contingencies for further budget reductions which will be enacted in the event those new revenues are not available.

1. Background and Narrative of Budget Reductions:

2. Assumptions Used in the Deficit Reduction Plan:

- EBF and Estimated New Tier Funding:

- Equal Assessed Valuation and Tax Rates:

- Employee Salaries and Benefits:

- Short- and Long-Term Borrowing:

- Educational Impact:

- Other Assumptions:

- Has the district considered shared services or outsourcing (Ex: Transportation, Insurance)? If yes, please explain:

Evidence-Based Funding: Fiscal Year 2026 Spending Plan Lincolnwood SD 74

Part I: Achieving Student Growth and Making Progress Toward State Education Goals

The questions below allow you to indicate the strategic priorities and strategies that will drive your efforts to achieve student growth and make progress toward state education goals. These may involve investing in any combination of an Organizational Unit's core resources: time, money, people, and programs.

Collaboration Opportunity - Organizational Units may find that Part I is most easily and effectively completed if led by program leaders in consultation with finance leaders.

1) What are the Organizational Unit's strategic goals for student success for the 2025-26 school year? What measures will be used to evaluate progress? (No more than 2000 characters, including spaces.)

GOALS: More than 50% of District students will meet their individual academic growth goal for reading and math from Fall 2025 to Spring 2026 as calculated on the NWEA/MAP assessment platform. MEASURES: SD74 will use local assessments NWEA/MAP to monitor student progress and growth throughout the school year.

	Top Strategy 1	Top Strategy 2	Top Strategy 3
2) Select the top three strategies that the Organizational Unit will employ to achieve student growth and make progress toward state education goals. (Select three different responses from the dropdown list.)	Improve programs, curriculum, and/or learning tools	Focus increased time and attention on special student groups	Increase number and/or quality of professional development opportunities
If "Other" was selected in question 2, please describe. (No more than 1000 characters, including spaces.)			

Part II: Planned Use of Evidence-Based Funding

The questions below provide an opportunity to document the stakeholders with whom you consulted and the data you analyzed as you determined your strategic allocations of FY 2026 EBF dollars. Key statistics related to EBF distributions are provided for your reference. Form 50-36/50-39 is typically released before current-year appropriations are known. Therefore, the figures provided are for the prior fiscal year.

Collaboration Opportunity - Organizational Units may find that questions in this section are most easily and effectively completed if led by finance leaders in consultation with program leaders.

Evidence-Based Funding Organizational Unit Results (FY 2025)	Final Resources / Adequacy Target = Percent of Adequacy	Average Student Enrollment	1,170.25	Adequacy Target	\$17,747,181
		Final Resources	\$24,813,620	Percent of Adequacy	140%
	Base Funding Minimum + Tier Funding = Gross State Contribution	Tier Assignment	4	Gross State Contribution	\$1,167,781
		FY25 Base Funding Minimum	\$1,166,652	FY 2025 Tier Funding	\$1,129
	Within FY2025 Gross State Contribution, Resources Attributable to Specific Populations	Low-Income Students	\$352,122		
		English Learners (Els)	\$42,417		
		Special Education	\$417,956		

	FY 2026 Tier Funding	Funding Type (Select)	<i>*Note: Tier Funding allocations are published annually at https://www.isbe.net/Pages/ebfdistribution.aspx. Amounts are available in early August. Districts must use actual funding amounts if they are available before submitting the budget to ISBE.</i>
1) FY 2026 Tier Funding Allocation*: Enter the dollar amount of Tier Funding (e.g., NEW MONEY only) allocated to the Organizational Unit for FY 2026. Select whether the amount is estimated or actual funding.	\$1,150	Estimated	

	Data Source 1	Data Source 2	Data Source 3
2) Select the top three sources of data used to inform the Organizational Unit's planned allocation of EBF dollars. (Select three different responses.)	Student grades or other local academic performance data	Climate and culture survey data (e.g., Five Essentials Survey)	Student growth and achievement data, disaggregated by student groups

Indicate with which groups the Organizational Unit engaged to inform its intended allocation of EBF dollars. (Select any that apply, otherwise leave blank.)	Bilingual Program Director(s)		Principals	Yes	Bilingual Parent Advisory Committee	
--	-------------------------------	--	------------	-----	-------------------------------------	--

3)	Special Ed. Program Director(s)	Yes	School Improvement Teams		Other Parent Group(s)	
	Other Program Leaders	Yes	Teacher or Support Staff Unions		Community Focus Group(s)	
	School Board Members		Other School Staff		Other	

[Optional] Provide a brief description of the Organizational Unit's process for consulting with internal and external stakeholders in determining the allocation of EBF dollars. (No more than 1000 characters, including spaces.)

	Priority Investment 1	Priority Investment 2	Priority Investment 3
4)	Specialist Teachers	Guidance Counselor	Instructional Facilitator

If "Other" was selected in question 4, please describe. (No more than 1000 characters, including spaces.)

Cost Factor Table
 The table below presents the regionally adjusted amount embedded in the Organizational Unit's FY 2025 Adequacy Target for each of the 34 cost factors in the Evidence-Based Funding model (Column F). Column G is required for all Organizational Units that receive at least \$5,000 in Tier Funding, while column H is optional. Organizational Units may choose to provide additional narrative context in Columns I-M to elaborate on the figures included in the table. ISBE has produced guidance for populating the cost factor table. The guidance includes a definition for each cost factor, along with suggestions for using Employee Information System position codes and common expenditure accounts to support a determination of expenditures. This guidance is available at <https://www.isbe.net/ebfspendingplan>.
Column G: If the Organizational Unit will receive at least \$5,000 in FY 2026 Tier Funding (as entered in Q2.1/cell G31), column G is required. Please indicate the Organizational Unit's planned expenditures in FY 2026 from Tier Funds only. Organizational Units are not expected to place a value in each cell. Rather, the table allows for the communication of priority investments with new state resources for the current fiscal year. During years in which there is no new Tier Funding, column G will not be required. During years in which Tier Funding is available, the amount of new Tier Funding entered in Q2.1/cell G31 above must equal the sum in cell G90 below. If some or all Tier Funding is invested outside of the cost factors, enter a dollar amount in cell G89 and provide additional context in the space for a narrative beginning in row 93.
Column H: Optionally, Organizational Units may populate column H with total planned expenditures in FY 2026 for each cost factor from all revenue sources (e.g., not just from EBF). By comparing the figures in column F to the figures entered in column H, the Organizational Unit may engage local stakeholders in productive dialogue about resource allocation decisions.

Cost Factors	Amount in FY 2025 Adjusted Adequacy Target	Budgeted FY 2026 Investments with New Tier Funding [Optional]	Budgeted FY 2026 Expenditures (All Resources) [Optional]	Optional District Narratives
Core Investments	Core Teachers	\$4,202,841		Enter optional context for core investment decisions.
	Specialist Teachers	\$840,568		
	Instructional Facilitator	\$443,203		
	Core Intervention Teacher	\$196,558		
	Substitute Teachers	\$155,160		
	Guidance Counselor	\$270,284		
	Nurse	\$101,808		
	Supervisory Aide	\$170,213		
	Librarian	\$225,232		
	Librarian Aide	\$127,906		
	Principal	\$332,035		
	Assistant Principal	\$289,195		
	School Site Staff	\$204,246		
	Subtotal	\$7,559,248		
Per Student Investments	Gifted	\$103,590		Enter optional context for per student investment decisions.
	Professional Development	\$146,281		
	Instructional Materials	\$380,331		
	Assessments	\$39,789		
	Computer & Tech Equipment	\$334,106		
	Student Activities	\$210,459		
	Maintenance & Operations	\$1,756,545		
	Central Office	\$1,170		
	Employee Benefits	\$3,232,382		
Subtotal*	\$7,451,498			
Low-Income Intervention Teacher	\$227,171			Enter optional context for additional investment decisions.

Additional Investments	Low-Income Pupil Support Staff	\$227,171		
	Low-Income Extended Day Teacher	\$236,736		
	Low-Income Summer School Teacher	\$236,736		
	EL Intervention Teacher	\$145,070		
	EL Pupil Support Staff	\$145,070		
	EL Extended Day Teacher	\$150,650		
	EL Summer School Teacher	\$150,650		
	EL Core Teacher	\$180,940		
	Sp Ed Teacher	\$660,788		
	Sp Ed Instructional Assistant	\$271,882		
	Sp Ed Psychologist	\$103,571		
Subtotal		\$2,736,435		
Other Investments				
Total**		\$17,747,181		Tier Funding Check (Cell G90)

**The subtotal for Per Student Investments is a calculated figure that adjusts salary portions of Central Office and Maintenance & Operations to account for regional salary differences. As a result, the sum of each individual cost factor will not equal the subtotal.
 **The total is the Final Adequacy Target (adjusted for Regionalization Factor) calculated in the Full FY 2025 EBF Calculation file. Due to differences in rounding, this figure may vary slightly from the sum of the subtotals in this table.

If some or all Tier Funding was invested outside of the cost factors, please describe. (No more than 1000 characters, including spaces.)

Part III: Support for Special Student Groups

EBF statute sets aside specific allocations to be spent for special education, English learners, and low-income students. Per statute these designated funds must be spent on programs and services benefiting these specific student groups. Funds for English learners and low-income students must be spent in addition to, and not in lieu of, funding that supports general programs of instruction for all students. Funds attributable to special education must be used for the provision of special education facilities and services as outlined in ILCS 14-1.08. Current-year EBF amounts attributable to each of the special student groups must be reported in Question 1 below (cells G100-G102). If the Organizational Unit received at least \$5,000 for any of the student groups, a response to Questions 2 through 4 below is required. For amounts less than \$5,000, a response is optional for those questions. All other EBF funds may be spent in any manner deemed appropriate by the school district.

Collaboration Opportunity - Organizational Units may find that questions in this section are most easily and effectively completed through collaboration between program leaders affiliated with each student group and finance leaders.

		Enter Amounts	Select type	
1) FY 2026 Student Population Allocations*: Enter the dollar amount of resources attributable to Specific Populations within the FY26 Gross State Contribution. Enter "0" if no funds are allocated for a student group. Select whether amounts are estimated or actual.	Low-Income Students	\$352,122	Estimated	*Note: Allocations for each of the three student groups are published annually at isbe.net/ebfdist under "Reports." Amounts are typically available by September 1. Districts must use actual funding amounts if they are available before submitting the budget to ISBE.
	English Learners	\$42,000	Estimated	
	Special Education	\$418,000	Estimated	

2) Response Required Organizational Unit investment of EBF dollars for low-income students: Select the investments that apply. (Optionally, dollar amounts for each investment may be entered.)	Low-Income Intervention Teacher	Yes	Low-Income Extended Day Teacher		Other Investments	Yes
	[Optional - Enter \$]		[Optional - Enter \$]		[Optional - Enter \$]	
	Low-Income Pupil Support Staff	Yes	Low-Income Summer School Teacher	Yes		
	[Optional - Enter \$]		[Optional - Enter \$]			

Additional context for the Organizational Unit's planned use of dollars attributable to low-income students in FY 2026. (Required if "Other Investments" selected above. No more than 500 characters, including spaces.)

Required

Other: The District retains intervention teachers to support students struggling academically, including those who are low-income. The District offers a five-week summer school program annually with SD74 providing low-income students scholarships to attend tuition-free.

3) Response Required Organizational Unit investment of EBF dollars for English learners: Select the investments that apply. (Optionally, dollar amounts for each investment may be entered.)	English Learner Intervention Teacher	Yes	English Learner Extended Day Teacher	Yes	English Learner Core Teacher	Yes
	[Optional - Enter \$]		[Optional - Enter \$]		[Optional - Enter \$]	
	English Learner Pupil Support Staff	Yes	English Learner Summer School Teacher	Yes	Other Investments	Yes
	[Optional - Enter \$]		[Optional - Enter \$]		[Optional - Enter \$]	

Additional context for the Organizational Unit's planned use of dollars attributable to English learners in FY 2026. (Required if "Other Investments" selected above. No more than 500 characters, including spaces.)

The District provides comprehensive EL services including core teachers certified in EL, EL Specialists and tuition-free EL Summer School program. Additionally, the District implements an after-school tutoring program specific to students in the EL population. There is a Director-level position to oversee EL professional development.

Required																	
Organizational Units investment of EBF dollars for Special Education: Select the investments that apply. (Optionally, dollar amounts for each investment may be entered.) Response Required 4)	<table border="1"> <tr> <td>Special Education Teacher</td> <td>Yes</td> <td>Special Education Psychologist</td> <td>Yes</td> </tr> <tr> <td colspan="2" style="text-align: center;">[Optional - Enter \$]</td> <td colspan="2" style="text-align: center;">[Optional - Enter \$]</td> </tr> <tr> <td>Special Education Instructional Assistant</td> <td>Yes</td> <td>Other Investments</td> <td>Yes</td> </tr> <tr> <td colspan="2" style="text-align: center;">[Optional - Enter \$]</td> <td colspan="2" style="text-align: center;">[Optional - Enter \$]</td> </tr> </table>	Special Education Teacher	Yes	Special Education Psychologist	Yes	[Optional - Enter \$]		[Optional - Enter \$]		Special Education Instructional Assistant	Yes	Other Investments	Yes	[Optional - Enter \$]		[Optional - Enter \$]	
	Special Education Teacher	Yes	Special Education Psychologist	Yes													
	[Optional - Enter \$]		[Optional - Enter \$]														
	Special Education Instructional Assistant	Yes	Other Investments	Yes													
[Optional - Enter \$]		[Optional - Enter \$]															
Additional context for the Organizational Unit's planned use of dollars attributable to Special Education students in FY 2026. (Required if "Other Investments" selected above. No more than 500 characters, including spaces.) Required	The District retains high quality special education teachers to support students' IEP requirements. Staffing includes psychologists to evaluate student progress and paraprofessionals to assist in the implementation of instruction.																

Plan Assurances					
Please complete the assurances below related to Article 14C of the Illinois School Code, which contains provisions for EL services, parent participation, and the use of EBF dollars provided for English learners. It is the joint responsibility of home and serving entities to ensure compliance related to the use of state funding provided for English learners. Organizational Units should maintain supporting documentation (e.g., sign-in sheets, meeting agendas) to affirm the veracity of the below assurances. Responses in this section are only required if an Organizational Unit receives any amount of EBF dollars attributable to English learners.					
Collaboration Opportunity - Organizational Units may find that the plan assurances are most easily and effectively completed if led by program leaders.					
1. "I hereby affirm that at least 60% of the school district's state funds attributable to English learners will be used for instructional costs of programs and services for English learners (function 1000), in accordance with Article 14C of the Illinois School Code. The remaining balance of state funds attributable to English learners will also be used to serve English learners." Required <input type="text" value="Yes"/>					
2. "My school district has at least one attendance center with 20 or more English learners (including parental refusals) who speak the same home language other than English in grades K-12. Alternatively and/or additionally, my school district has at least one attendance center with 20 or more English learners (including parental refusals) who speak the same home language other than English in pre-K." Required <input type="text" value="Yes"/>					
3. "I hereby affirm that the school district's BPAC will review this EBF Spending Plan by or before October 31, 2025." Required <input type="text" value="Yes"/>					
4. Enter the anticipated date on which the BPAC review will take place and the name of the BPAC chair for SY 2025-26. Required <table border="1" style="width: 100%;"> <tr> <td style="width: 70%;">BPAC Meeting (MM/DD/YYYY)</td> <td>9/10/25</td> </tr> <tr> <td>Name of Chair</td> <td>Dr. Dominick Lupo</td> </tr> </table>		BPAC Meeting (MM/DD/YYYY)	9/10/25	Name of Chair	Dr. Dominick Lupo
BPAC Meeting (MM/DD/YYYY)	9/10/25				
Name of Chair	Dr. Dominick Lupo				

Spending Plan Completion Tracker		
Use the information below to confirm completion of all required questions. Note that the "status" column adjusts to responses, so the tracker is most helpful to consult after you have completed the spending plan.		
Question	Status	Acceptance Criteria
Part 1, Q1	Complete	Character length of response must be >10 and <=2000, including spaces.
Part 1, Q2	Complete	A different response must be selected in G11, I11, and L11; cells cannot be blank.
Part 1, Q2 (Narrative)	Complete	Response required only if "Other" selected in G11, I11, or L11; character length of response must be >10 and <=1000, including spaces.
Part 2, Q1	Complete	A numeric value must be entered in cell G31 (estimated or actual Tier Funding, or 0 if appropriations did not include Tier Funding). A type must be selected in cell H31.
Part 2, Q2	Complete	A different response must be selected in G35, I35, and L35; cells cannot be blank.
Part 2, Q3	Complete	At least one response must be selected.
Part 2, Q4	Complete	Cells G43, I43, and L43 cannot be blank. "Other" may be selected more than once, but other responses may not be repeated.
Part 2, Q4 (Narrative)	Complete	Response required only if "Other" selected in G43, I43, or L43; character length of response must be >10 and <=1000, including spaces.
Part 2, Q5 (Cell G90)	Complete	Cell G90 must be equal to the value in cell G31.
Part 2, Q5 (Narrative)	Complete	Response required only if a value was entered in cell G89; character length of response must be >10 and <=1000, including spaces.
Part 3, Q1 Low-Income Funds	Complete	A numeric value must be entered. A type must be selected in cell H100.
Part 3, Q1 English Learner Funds	Complete	A numeric value must be entered, which may be "0" if the organizational unit received no funding for the specified student group. A type must be selected in cell H101.
Part 3, Q1 Spec. Ed. Funds	Complete	A numeric value must be entered. A type must be selected in cell H102.
Part 3, Q2	Complete	At least one response must be selected.
Part 3, Q2 (Narrative)	Complete	Response required only if "Other Investments" was selected in the previous question; character length of response must be >10 and <=500, including spaces.
Part 3, Q3	Complete	At least one response must be selected.
Part 3, Q3 (Narrative)	Complete	Response required only if "Other Investments" was selected in the previous question; character length of response must be >10 and <=500, including spaces.
Part 3, Q4	Complete	At least one response must be selected.
Part 3, Q4 (Narrative)	Complete	Response required only if "Other Investments" was selected in the previous question; character length of response must be >10 and <=500, including spaces.
Assurances 1	Complete	Response required if the value entered in cell G101>0.
Assurances 2	Complete	Response required if the value entered in cell G101>0.
Assurances 3	Complete	Response required if "Yes" selected in cell E133.
Assurances 4 (Meeting Date)	Complete	Response required if "Yes" selected in cell E133; enter date in MM/DD/YYYY format.
Assurances 4 (Name of Chair)	Complete	Response required if "Yes" selected in cell E133.

ESTIMATED LIMITATION OF ADMINISTRATIVE COSTS (School Districts Only)

(For Local Use Only)

This is an estimated Limitation of Administrative Costs Worksheet only and will not be accepted for Official Submission of the Limitation of Administrative Costs Worksheet.

The worksheet is intended for use during the budgeting process to estimate the district's percent increase of FY2026 budgeted expenditures over actual FY2025 expenditures. Budget information is copied to this page. Insert the prior year estimated actual expenditures to compute the estimated percentage increase (decrease).

The official Limitation of Administrative Costs Worksheet is attached to the end of the Annual Financial Report (ISBE Form 50-35) and must be submitted in conjunction with that report.

An official Limitation of Administrative Costs Worksheet can also be found on the ISBE website at: [Limitation of Administrative Costs](#)

ESTIMATED LIMITATION OF ADMINISTRATIVE COSTS WORKSHEET

(Section 17-1.5 of the School Code)

School District Name: **Lincolnwood SD 74**

RCDT Number: **05016074002**

		Estimated Actual Expenditures, Fiscal Year 2025				Budgeted Expenditures, Fiscal Year 2026			
		(10)	(20)	(80)		(10)	(20)	(80)	
Description	Funct. No.	Educational Fund	Operations & Maintenance Fund	Tort Fund	Total	Educational Fund	Operations & Maintenance Fund	Tort Fund	Total
1. Executive Administration Services	2320	333,587		0	333,587	350,326		0	350,326
2. Special Area Administration Services	2330	201,857		0	201,857	213,675		0	213,675
3. Other Support Services - School Administration	2490	147,301		0	147,301	153,551		0	153,551
4. Direction of Business Support Services	2510	241,418	0	0	241,418	255,066	0	0	255,066
5. Internal Services	2570	29,106		0	29,106	28,375		0	28,375
6. Direction of Central Support Services	2610	0		0	0	0		0	0
7. Deduct - Early Retirement or other pension obligations required by state law and included above.		(15,948)	0	0	(15,948)	(16,682)	0	0	(16,682)
8. Totals		969,217	0	0	969,217	1,017,675	0	0	1,017,675
9. Estimated Percent Increase (Decrease) for FY2026 (Budgeted) over (Actual) FY 2025									5%

Reference Description

- 1 Each fund balance should correspond to the fund balance reflected on the books as of June 30th - Balance Sheet Accounts #720 and #730 (audit figures, if available).
- 2 Accounting and Financial Reporting for Certain Grants and Other Financial Assistance. The "On-Behalf" Payments should only be reflected on this page (Budget Summary, Lines 10 and 20).
- 3 Requires the secretary of the school board to notify the county clerk (within 30 days of the transfer approval) to abate an equal amount of taxes to be next extended. See Sec. 10-22.14 & 17-2.11.
- 3a Requires notification to the county clerk to abate an equal amount from taxes next extended. See section 10-22.14
- 4 Principal on Bonds Sold:
- (1) Funding Bonds are to be entered in the fund or funds in which the liability occurs.
 - (2) Refunding Bonds can be entered in the Debt Services Fund only.
 - (3) Building Bonds can be entered in the Capital Projects Fund only.
 - (4) Fire Prevention and Safety Bonds can be entered in the Fire Prevention & Safety Fund only.
- 5 The proceeds from the sale of school sites, buildings, or other real estate shall be used first to pay the principal and interest on any outstanding bonds on the property being sold, and after all such bonds have been retired, the remaining proceeds from the sale next shall be used by the school board to meet any urgent district needs as determined under Sections 2-3.12 and 17-2.11 of the School Code. Once these issues have been addressed, any remaining proceeds may be used for any other authorized purpose and for deposit into any district fund.
- 6 The School Code, Section 10-22.44 prohibits the transfer of interest earned on the investment of "any funds for purposes of Illinois Municipal Retirement under the Pension Code." This prohibition does not include funds for Social Security and Medicare-only purposes. For additional requirements on interest earnings, see 23 Illinois Administrative Code, Part 100, Section 100.50.
- 7 Cash plus investments must be greater than or equal to zero.
- 8 For cash basis budgets, this total will equal the Budget Summary - Total Direct Receipts/Revenues (Line 9) plus Total Other Sources of Funds (Line 46).
- 9 For cash basis budgets, this total will equal the Budget Summary - Total Direct Disbursements/Expenditures (Line 19) plus Total Other Uses of Funds (Line 79).
- 10 Working Cash Fund loans may be made to any district fund for which taxes are levied (Section 20-5 of the School Code).
- 11 Include revenue accounts 1110 through 1115, 1117,1118 & 1120.
- 12 The School Code Section 17-2.2c. Tax for leasing educational facilities or computer technology or both, and for temporary relocation expense purposes.
- 13 Corporate personal property replacement tax revenue must be first applied to the Municipal Retirement/Social Security Fund to replace tax revenue lost due to the abolition of the corporate personal property tax (30 ILCS 115/12). This provision does not apply to taxes levied for Medicare-Only purposes.
- 14 Only tuition payments made to private facilities. See Functions 4200 or 4400 for estimated public facility disbursements/expenditures.
- 15 Payment towards the retirement of lease/purchase agreements or bonded/other indebtedness (principal only) otherwise reported within the fund - e.g.: alternate revenue bonds. (Describe & Itemize)
- 16 Only abolishment of Working Cash Fund must transfer its funds directly to the Educational Fund upon adoption of a resolution and at the close of the current school Year (see 105 ILCS 5/20-8 for further explanation)
Only abatement of working cash fund can transfer its funds to any fund in most need of money
(see 105 ILCS 5/20-10 for further explanation)

CHECK FOR ERRORS

This worksheet checks various cells to assure that selected items are in balance.

Please fix errors below before submitting to ISBE.

Budget Item References	Message
1. Deficit Reduction Plan (DefReductPlan 23-27 tab)	
Is Deficit Reduction Plan Required? (Joint Agreements do not complete Deficit Reduction Plan.)	Deficit Reduction Plan is not required
If required, is Deficit Reduction Plan completed? (DefReductPlan 23-27 tab)	
2. Cover Page (Cover tab)	
District Name must be selected from drop-down. (Cell H13)	OK
Accounting Basis must be selected on Cover sheet.	OK
Dates (Day, Month, Year) must be input on Cover sheet.	OK
Board Names must be typed on Cover sheet.	ERROR - TYPE BOARD NAMES
3. Budget Summary: Other Sources (BudgetSum 2-4 tab - Acct 7000) must equal Other Uses (BudgetSum 2-4 tab - Acct 8000).	
Estimated Beginning Fund Balance July, 1 2025 for all Funds (Cells C3 - K3) (Line must have a number or zero. Do not leave blank.)	OK
Estimated Activity Fund Beginning Fund Balance July, 1 2025 (Cell C83) (Cell must have a number or zero. Do not leave blank.)	OK
Transfer Among Funds (Funds 10, 20, 40 - Acct 7130 - Cells C29, D29, F29), must equal (Funds 10, 20 & 40 - Acct 8130 - Cells C52, D52, F52).	OK
Transfer of Interest (Funds 10 thru 90 - Acct 7140 - Cells C30:K30), must equal (Funds 10 thru 60, & 80 - Acct 8140 - Cells C53:H53, J53).	OK
Transfer to Debt Service to Pay Principal on GASB 87 Leases (Fund 30 - Acct 7400 - Cell E39) must equal (Funds 10, 20 & 60 - Acct 8400 - Cells C57:H60).	OK
Transfer to Debt Service to Pay Interest on GASB 87 Leases (Fund 30 - Acct 7500 - Cell E40) must equal (Funds 10, 20 & 60 - Acct 8500 - Cells C61:H64).	OK
Transfer to Debt Service Fund to Pay Principal on Revenue Bonds (Fund 30 - Acct 7600 - Cell E41) must equal (Funds 10 & 20 - Acct 8600 - Cells C65:D68).	OK
Transfer to Debt Service to Pay Interest on Revenue Bonds (Fund 30 - Acct 7700 - Cell E42) must equal (Funds 10 & 20 - Acct 8700 - Cells C69:D72).	OK
Transfer to Capital Projects Fund (Fund 60 - Acct 7800 - Cell H43) must equal (Fund 10 & 20, Acct 8800 - Cells C73:D76).	OK
4. Summary of Cash Transactions: Beginning Cash Balance on Hand July 1, 2024 (CashSum 5 tab, All Funds) cannot be negative.	
Educational (Fund 10 - Cell C3)	OK
Operations & Maintenance (Fund 20 - Cell D3)	OK
Debt Service (Fund 30 - Cell E3)	OK
Transportation (Fund 40 - Cell F3)	OK
Municipal Retirement/Social Security (Fund 50 - Cell G3)	OK
Capital Projects (Fund 60 - Cell H3)	OK
Working Cash (Fund 70 - Cell I3)	OK
Tort (Fund 80 - Cell J3)	OK
Fire Prevention & Safety (Fund 90 - Cell K3)	OK
Activity Funds (Cell C23)	OK
5. Summary of Cash Transactions: Ending Cash Balance on Hand June 30, 2024 (CashSum 5 tab - All Funds) cannot be negative.	
Educational (Fund 10 - Cell C21)	OK
Operations & Maintenance (Fund 20 - Cell D21)	OK
Debt Service (Fund 30 - Cell E21)	OK
Transportation (Fund 40 - Cell F21)	OK
Municipal Retirement/Social Security (Fund 50 - Cell G21)	OK
Capital Projects (Fund 60 - Cell H21)	OK
Working Cash (Fund 70 - Cell I21)	OK
Tort (Fund 80 - Cell J21)	OK
Fire Prevention & Safety (Fund 90 - Cell K21)	OK
6. Summary of Cash Transactions: Other Receipts (CashSum 5 tab) must equal Other Disbursements (CashSum 5 tab).	
Interfund Loans Payable (Funds 10:60, 80, 90 - Acct 411 - Cells C6:H6, J6:K6) must equal Interfund Loans Receivable (Funds 10:20, 40, 70 - Acct 141 - Cells C15:D15, F15, I15).	OK
Interfund Loans Receivable (Funds 10, 20, 40, 70 - Acct 141 - Cells C7:D7, F7, I7) must equal Interfund Loans Payable (Funds 10:60, 80, 90 - Acct 411 - Cells C16:H16, J16, K16).	OK
7. Estimated Revenue (EstRev 6-11 tab)	
Amounts must be input for revenue.	OK
8. Estimated Expenditures (EstExp 12-20 tab)	
Amounts must be input for expenditures.	OK
9. Itemization Notes: Revenues/Expenditures reported that require note on Itemize 21 tab.	
Include brief note(s) describing revenue source.	OK
Include brief note(s) describing expenditure use.	OK
10. EBF Spending Plan	
All required questions have been answered.	OK

End of Balancing

**BOARD OF EDUCATION OF
LINCOLNWOOD SCHOOL DISTRICT NO. 74,
COOK COUNTY, ILLINOIS**

**NOTICE OF AVAILABILITY OF TENTATIVE BUDGET FOR
PUBLIC INSPECTION AND PUBLIC HEARING**

PUBLIC NOTICE IS HEREBY GIVEN BY the Board of Education of Lincolnwood School District No. 74, Cook County, Illinois, that the tentative budget for said School District for the fiscal year beginning July 1, 2025, and ending June 30, 2026, will be on file and conveniently available for public inspection at the District's Administrative Offices located at 6950 N. East Prairie Road, Lincolnwood IL 60712, in the School District from 8:00 a.m. through 4:00 p.m. each weekday, excluding public holidays, beginning July 31, 2025, and shall also be available that same day on the District's website at www.sd74.org.

Notice is further given that a public hearing on said budget will be held on September 4, 2025, at 6:30 p.m. The public hearing will be held at Lincoln Hall Middle School, 6855 N. Crawford Avenue, Lincolnwood IL 60712, in the School District. The purpose of the hearing will be to present the tentative budget and receive public comments on the budget, and to disclose the cash reserve balance of all funds held by the District related to its operational levy and, if applicable, any obligations secured by those funds. The Board intends to approve the budget at the regular Board of Education meeting that follows said hearing.

By order of the Finance Committee of the Board of Education of Lincolnwood School District No. 74.

DATED this 31st day of July, 2025.

John P. Vranas
Secretary, Board of Education
Lincolnwood School District
No. 74, Cook County, Illinois

Lincolnwood School District 74

Fund Balances

Fiscal Year: 2024-2025

Month: May
 Year: 2025
 Fund Type:

Include Cash Balance
 FY End Report

<u>Fund</u>	<u>Description</u>	<u>Beginning Balance</u>	<u>Revenue</u>	<u>Expense</u>	<u>Transfers</u>	<u>Fund Balance</u>
10	EDUCATIONAL	\$16,430,579.03	\$25,269,803.04	(\$20,543,984.51)	\$0.00	\$21,156,397.56
20	OPERATIONS & MAINTENANCE	\$2,129,075.85	\$2,287,455.61	(\$2,123,606.06)	\$0.00	\$2,292,925.40
30	DEBT SERVICE	\$820,485.25	\$1,756,770.78	(\$1,442,600.00)	\$0.00	\$1,134,656.03
40	TRANSPORTATION	\$1,844,953.06	\$1,474,295.98	(\$1,426,018.70)	\$0.00	\$1,893,230.34
50	MUNICIPAL RETIREMENT	\$0.00	\$0.00	\$0.00	\$0.00	\$0.00
51	IMRF	\$796,532.07	\$137,907.75	(\$186,238.05)	\$0.00	\$748,201.77
52	SOCIAL SECURITY AND MEDICARE	\$388,614.04	\$325,929.94	(\$335,079.47)	\$0.00	\$379,464.51
60	CAPITAL PROJECTS	\$5,878,829.57	\$305,390.93	(\$2,483,545.94)	\$0.00	\$3,700,674.56
70	WORKING CASH	\$604,360.19	\$11,376.02	\$0.00	\$0.00	\$615,736.21
80	TORT IMMUNITY	\$477,855.04	\$226,397.34	\$0.00	\$0.00	\$704,252.38
90	FIRE PREVENTION & SAFETY	\$1,813,795.36	\$175,547.19	(\$1,853,564.99)	\$0.00	\$135,777.56
99	LINCOLNWOOD SCHOOLS ACTIVITY FUN	\$0.00	\$0.00	\$0.00	\$0.00	\$0.00
Grand Total:		\$31,185,079.46	\$31,970,874.58	(\$30,394,637.72)	\$0.00	\$32,761,316.32

End of Report

Lincolnwood School District 74

Fund Balances

Fiscal Year: 2024-2025

Month: June
 Year: 2025
 Fund Type:

Include Cash Balance
 FY End Report

<u>Fund</u>	<u>Description</u>	<u>Beginning Balance</u>	<u>Revenue</u>	<u>Expense</u>	<u>Transfers</u>	<u>Fund Balance</u>	<u>Cash Balance</u>	<u>Variance</u>
10	EDUCATIONAL	\$16,430,579.03	\$25,814,956.55	(\$24,889,229.64)	\$0.00	\$17,356,305.94	\$17,625,058.67	(\$268,752.73)
20	OPERATIONS & MAINTENANCE	\$2,129,075.85	\$2,405,429.15	(\$2,330,982.25)	\$0.00	\$2,203,522.75	\$2,067,335.31	\$136,187.44
30	DEBT SERVICE	\$820,485.25	\$1,777,265.89	(\$1,717,250.00)	\$0.00	\$880,501.14	\$880,501.14	\$0.00
40	TRANSPORTATION	\$1,844,953.06	\$1,624,561.13	(\$1,507,806.75)	\$0.00	\$1,961,707.44	\$1,961,707.44	\$0.00
50	MUNICIPAL RETIREMENT	\$0.00	\$0.00	\$0.00	\$0.00	\$0.00	\$0.00	\$0.00
51	IMRF	\$796,532.07	\$151,422.40	(\$201,418.18)	\$0.00	\$746,536.29	\$746,536.16	\$0.13
52	SOCIAL SECURITY AND MEDICARE	\$388,614.04	\$332,784.15	(\$391,067.81)	\$0.00	\$330,330.38	\$330,330.38	\$0.00
60	CAPITAL PROJECTS	\$5,878,829.57	\$372,034.77	(\$2,670,257.97)	\$0.00	\$3,580,606.37	\$3,717,465.11	(\$136,858.74)
70	WORKING CASH	\$604,360.19	\$22,497.97	\$0.00	\$0.00	\$626,858.16	\$626,858.16	\$0.00
80	TORT IMMUNITY	\$477,855.04	\$239,118.14	(\$183,734.00)	\$0.00	\$533,239.18	\$533,239.18	\$0.00
90	FIRE PREVENTION & SAFETY	\$1,813,795.36	\$177,999.72	(\$1,853,564.99)	\$0.00	\$138,230.09	\$138,230.09	\$0.00
99	LINCOLNWOOD SCHOOLS ACTIVITY FUN	\$0.00	\$0.00	\$0.00	\$0.00	\$0.00	\$19,126.17	(\$19,126.17)
Grand Total:		\$31,185,079.46	\$32,918,069.87	(\$35,745,311.59)	\$0.00	\$28,357,837.74	\$28,646,387.81	(\$288,550.07)

End of Report

**LINCOLNWOOD SCHOOL DISTRICT 74
BILLS PAYABLE**

Education Fund	270,373.95
Building Fund	184,503.91
Debt Service	-
Transportation Fund	260,564.85
I.M.R.F./Soc. Sec.	-
Capital Projects	2,158,018.24
Tort Fund	135,000.00
Life Safety Fund	-
Grand Total	3,008,460.95

The undersigned hereby certify that the following is a true and correct list of bills payable, approved and ordered paid by the Board of Education, School District #74, Cook County, at a meeting duly called and held on August 7, 2025, in the amount of 3,008,460.95

President, Peter D. Theodore

Secretary, John P. Vranas

Members:

Myra A. Foutris _____

Ted Kwon _____

Jay Oleniczak _____

Elissa B. Rosenberg _____

Mihra Seta _____

Lincolnwood School District 74

Disbursement Detail Listing

Bank Name: COLE TAYLOR BANK - ACCOUNTS PAYABLE Date Range: 07/01/2025 - 07/31/2025 Sort By: Vendor
 Fiscal Year: 2025-2026 Voucher Range: - Dollar Limit: \$0.00

Print Employee Vendor Names Exclude Voided Checks Exclude Manual Checks Include Non Check Batches

Check Number	Date	Voucher	Payee	Account	Description	Amount
Bank Name: COLE TAYLOR BANK - ACCOUNTS PAYABLE						
7400030527	07/10/2025	1000	ABBEY CONSTRUCTION CO., INC.	60.0.2530.500.00.0000.00	SITWORK IMPROVEMENTS	\$202,281.30
						Check Total: \$202,281.30
7400030528	07/10/2025	1000	ACCESS MASTER	20.0.2540.302.00.0000.00	RENEW CAMERA VIEW	\$196.00
7400030528	07/10/2025	1000	ACCESS MASTER	20.0.2540.302.00.0000.00	RENEW CAMERA VIEW	\$343.00
7400030528	07/10/2025	1000	ACCESS MASTER	20.0.2540.302.00.0000.00	CAMERA SYSTEM	\$2,405.00
						Check Total: \$2,944.00
7400030579	07/23/2025	1007	ACCESS MASTER	20.0.2540.302.00.0000.00	ACCESS CONTOL SYSTEM/ADMIN BUILDING	\$975.50
7400030579	07/23/2025	1007	ACCESS MASTER	20.0.2540.302.00.0000.00	ACCESS CONTROL	\$1,638.00
7400030579	07/23/2025	1007	ACCESS MASTER	20.0.2540.302.00.0000.00	INTRUSION ALARM	\$582.00
						Check Total: \$3,195.50
7400030529	07/10/2025	1000	ACTIVE ELECTRIC SUPPLY CO., INC.	20.0.2540.400.00.0000.03	GRID CEILING	\$1,630.00
7400030529	07/10/2025	1000	ACTIVE ELECTRIC SUPPLY CO., INC.	20.0.2540.400.00.0000.03	REP BATTERY	\$178.69
						Check Total: \$1,808.69
7400030580	07/23/2025	1007	ACTIVE INTERNET TECHNOLOGIES, LLC	10.0.2630.300.00.0000.00	CORE COMMUNICATIONS PLATFORM	\$2,629.00
						Check Total: \$2,629.00
NCB	07/10/2025	1001	ADOBE SYSTEMS INCORPORATED	10.0.1100.470.05.0000.00	CREATIVE CLOUD ALL APPS 100GB	\$462.92
						Check Total: \$462.92
7400030530	07/10/2025	1000	ALEXANDRIA GILLESPIE	10.0.1100.230.00.0000.00	TUITION REIMBURSEMENT	\$1,260.00
						Check Total: \$1,260.00
NCB	07/10/2025	1001	AMAZON SERVICES LLC	10.0.2520.640.00.0000.00	BUSINESS PRIME MEMBERSHIP FEE	\$779.00
NCB	07/10/2025	1001	AMAZON.COM	10.0.1100.450.16.0000.03	JAGUAR STUFFED ANIMAL	\$44.97
NCB	07/10/2025	1001	AMAZON.COM	10.0.1100.450.11.0000.01	BUBBLE WANDS	\$156.03
NCB	07/10/2025	1001	AMAZON.COM	10.0.2110.400.00.0000.03	STICKY NOTES	\$15.99

Lincolnwood School District 74

Disbursement Detail Listing

Bank Name: COLE TAYLOR BANK - ACCOUNTS PAYABLE Date Range: 07/01/2025 - 07/31/2025 Sort By: Vendor
 Voucher Range: - Dollar Limit: \$0.00

Fiscal Year: 2025-2026

Print Employee Vendor Names Exclude Voided Checks Exclude Manual Checks Include Non Check Batches

Check Number	Date	Voucher	Payee	Account	Description	Amount
NCB	07/10/2025	1001	AMAZON.COM	20.0.2540.400.00.0000.03	DRINKING FOUNTAIN	\$1,434.60
NCB	07/10/2025	1001	AMAZON.COM	10.0.1100.400.10.0000.01	SKILL BUILDERS/PACKING TAPE	\$140.61
NCB	07/10/2025	1001	AMAZON.COM	10.0.1100.400.10.0000.01	TABLETOP DESKTOP EASEL & WHITEBOARD	\$19.79
NCB	07/10/2025	1001	AMAZON.COM	10.0.2220.300.00.0000.01	LABEL TAPE	\$16.89
NCB	07/10/2025	1001	AMAZON.COM	10.0.1100.400.19.0000.03	SMART EXTRUDE PLUS	\$247.50
NCB	07/10/2025	1001	AMAZON.COM	10.0.1100.450.16.0000.03	SPORT STICKERS FOR KIDS	\$18.96
NCB	07/10/2025	1001	AMAZON.COM	10.0.1100.450.17.0000.03	FRUIT POOL FLOATS	\$19.61
NCB	07/10/2025	1001	AMAZON.COM	10.0.1100.439.00.0000.03	BLANK POSTCARDS	\$20.97
NCB	07/10/2025	1001	AMAZON.COM	10.0.1100.400.10.0000.01	SMILEY FACE STICKERS	\$97.45
NCB	07/10/2025	1001	AMAZON.COM	10.0.1600.400.00.0000.00	PARTY FAVORS FOR KIDS	\$27.98
NCB	07/10/2025	1001	AMAZON.COM	10.0.1100.450.12.0000.01	WATER BALLOON WITH STRIPS	\$23.80
NCB	07/10/2025	1001	AMAZON.COM	10.0.1100.450.11.0000.01	DESKTOP HELPER TAPE STRIPS	\$623.25
NCB	07/10/2025	1001	AMAZON.COM	10.0.1100.410.33.0000.03	CAR WASH MITT	\$28.99
NCB	07/10/2025	1001	AMAZON.COM	10.0.2110.400.00.0000.03	SENSORY FIDGET	\$13.58
NCB	07/10/2025	1001	AMAZON.COM	10.0.2110.400.00.0000.03	PENS/BLANK INK	\$14.98
NCB	07/10/2025	1001	AMAZON.COM	10.0.2520.400.00.0000.00	FACIAL TISSUE	\$61.98
NCB	07/10/2025	1001	AMAZON.COM	10.0.1100.450.16.0000.03	MINI STRESS BALLS SET	\$27.98
NCB	07/10/2025	1001	AMAZON.COM	10.0.1100.450.16.0000.03	SUPERHEROS STICKERS	\$11.38
NCB	07/10/2025	1001	AMAZON.COM	10.0.1100.410.33.0000.03	BABY SHAMPOO	\$21.50
NCB	07/10/2025	1001	AMAZON.COM	10.0.2110.400.00.0000.03	PENCIL SHARPENER	\$20.11
NCB	07/10/2025	1001	AMAZON.COM	10.0.1100.400.10.0000.01	3 DRAWER UNIT	\$50.99
NCB	07/10/2025	1001	AMAZON.COM	10.0.1100.450.16.0000.03	MARKERS CLASSPACK	\$238.00
NCB	07/10/2025	1001	AMAZON.COM	10.0.1100.400.10.0000.01	WRITING TABLET FOR KIDS	\$93.22
NCB	07/10/2025	1001	AMAZON.COM	10.0.1100.411.00.0000.01	WALL CLOCK	\$7.24
NCB	07/10/2025	1001	AMAZON.COM	10.0.1100.411.00.0000.01	REFUND/WALL CLOCK	(\$7.24)
NCB	07/10/2025	1001	AMAZON.COM	10.0.1100.410.33.0000.03	TOWEL FOR CAR	\$34.95

Lincolnwood School District 74

Disbursement Detail Listing

Bank Name: COLE TAYLOR BANK - ACCOUNTS PAYABLE

Date Range: 07/01/2025 - 07/31/2025

Sort By: Vendor

Fiscal Year: 2025-2026

Voucher Range: -

Dollar Limit: \$0.00

Print Employee Vendor Names

Exclude Voided Checks

Exclude Manual Checks

Include Non Check Batches

Check Number	Date	Voucher	Payee	Account	Description	Amount
NCB	07/10/2025	1001	AMAZON.COM	10.0.1100.450.16.0000.03	MINI FINGER BASKETBALL TOYS	\$25.98
NCB	07/10/2025	1001	AMAZON.COM	10.0.1100.411.00.0000.03	MARKERS	\$12.56
NCB	07/10/2025	1001	AMAZON.COM	10.0.1100.411.00.0000.01	WALL CLOCK	\$35.79
NCB	07/10/2025	1001	AMAZON.COM	10.0.1100.400.10.0000.01	THANK YOU CARD WITH ENVELOPES	\$31.47
NCB	07/10/2025	1001	AMAZON.COM	10.0.2110.400.00.0000.03	CRAYOLA SUPER TIPS MARKER SET	\$15.97
NCB	07/10/2025	1001	AMAZON.COM	10.0.1100.450.17.0000.03	POOL FLOATS	\$19.61
NCB	07/10/2025	1001	AMAZON.COM	10.0.1100.450.11.0000.01	BUBBLE WANDS	\$7.43
NCB	07/10/2025	1001	AMAZON.COM	10.0.1100.450.15.0000.02	THREAD/DYE FIXER/TIE-DYE KIT	\$58.60
NCB	07/10/2025	1001	AMAZON.COM	10.0.2110.400.00.0000.03	STICKY NOTES	\$6.99
NCB	07/10/2025	1001	AMAZON.COM	10.0.2130.400.00.0000.01	EAR THERMOMETER PROBE COVERS	\$62.95
NCB	07/10/2025	1001	AMAZON.COM	10.0.1100.400.10.0000.01	HAPPY BIRTHDAY CROWNS FOR KIDS	\$69.20
NCB	07/10/2025	1001	AMAZON.COM	10.0.2110.400.00.0000.03	FIGET TOY	\$18.04
NCB	07/10/2025	1001	AMAZON.COM	10.0.1100.410.21.0000.01	FASTENERS/NAME TAGS/INDEX CARDSTOCK	\$335.55
NCB	07/10/2025	1001	AMAZON.COM	10.0.2520.400.00.0000.00	GEL ROLLER PENS	\$17.55
NCB	07/10/2025	1001	AMAZON.COM	10.0.1100.450.16.0000.03	SLOW RISING STRESS CUBE	\$35.98
NCB	07/10/2025	1001	AMAZON.COM	10.0.1100.410.00.0000.01	EASEL PAD	\$394.17
NCB	07/10/2025	1001	AMAZON.COM	10.0.1100.450.16.0000.03	DRY ERASE MARKERS	\$24.34
NCB	07/10/2025	1001	AMAZON.COM	10.0.1100.410.21.0000.01	CODING LABELS	\$5.75
NCB	07/10/2025	1001	AMAZON.COM	10.0.1100.450.16.0000.03	PENS	\$27.88
NCB	07/10/2025	1001	AMAZON.COM	10.0.1100.400.10.0000.01	PENCILS/BOOKMARK	\$104.14
NCB	07/10/2025	1001	AMAZON.COM	10.0.2110.400.00.0000.03	MARKERS	\$12.56
NCB	07/10/2025	1001	AMAZON.COM	10.0.1100.400.10.0000.01	MAGIC TAPE/ERASE MARKER	\$26.03
NCB	07/10/2025	1001	AMAZON.COM	10.0.1100.411.00.0000.01	FILE CABINET	\$327.99

Lincolnwood School District 74

Disbursement Detail Listing

Bank Name: COLE TAYLOR BANK - ACCOUNTS PAYABLE Date Range: 07/01/2025 - 07/31/2025 Sort By: Vendor
 Voucher Range: - Dollar Limit: \$0.00

Fiscal Year: 2025-2026

Print Employee Vendor Names
 Exclude Voided Checks
 Exclude Manual Checks
 Include Non Check Batches

Check Number	Date	Voucher	Payee	Account	Description	Amount
NCB	07/10/2025	1001	AMAZON.COM	10.0.1200.400.00.0000.01	REFUND/MINI STAPLER FOR KIDS	(\$14.70)
NCB	07/10/2025	1001	AMAZON.COM	10.0.2110.400.00.0000.03	MAGNER BUILDING TILES	\$37.99
NCB	07/10/2025	1001	AMAZON.COM	10.0.2310.340.00.0000.00	PLANT	\$41.99
NCB	07/10/2025	1001	AMAZON.COM	10.0.1100.450.16.0000.03	SLIME PARTY FAVORS	\$19.99
NCB	07/10/2025	1001	AMAZON.COM	10.0.1100.400.10.0000.01	ICE CREAM STRAWS PARTY FAVORS	\$146.01
NCB	07/10/2025	1001	AMAZON.COM	10.0.1100.450.16.0000.03	MINI PLUSH ANIMAL TOY	\$19.98
NCB	07/10/2025	1001	AMAZON.COM	10.0.1100.450.11.0000.01	CARDSTOCK	\$256.32
NCB	07/10/2025	1001	AMAZON.COM	10.0.1100.450.16.0000.03	SPORTS PARTY FAVORS	\$35.96
NCB	07/10/2025	1001	AMAZON.COM	10.0.2110.400.00.0000.03	FILE FOLDERS	\$9.99
NCB	07/10/2025	1001	AMAZON.COM	20.0.2540.400.00.0000.04	VINYL STICKERS	\$16.30
NCB	07/10/2025	1001	AMAZON.COM	10.0.1100.314.04.0000.03	SNACKE SIZE	\$83.94
NCB	07/10/2025	1001	AMAZON.COM	10.0.1100.400.10.0000.01	CONSTRUCTION PAPER	\$7.34
NCB	07/10/2025	1001	AMAZON.COM	10.0.1100.410.33.0000.03	POSTER BOARD	\$31.99
NCB	07/10/2025	1001	AMAZON.COM	10.0.1100.410.33.0000.03	REFUND	(\$31.99)
NCB	07/10/2025	1001	AMAZON.COM	10.0.1100.450.16.0000.03	SQUISHY TOYS	\$27.92
NCB	07/10/2025	1001	AMAZON.COM	10.0.1100.400.10.0000.01	PENCILS/WASHABLE PAINT	\$166.34
NCB	07/10/2025	1001	AMAZON.COM	10.0.2110.400.00.0000.03	PLAY SAND	\$32.65
NCB	07/10/2025	1001	AMAZON.COM	10.0.1100.450.18.0000.03	PENS	\$19.99
NCB	07/10/2025	1001	AMAZON.COM	10.0.2110.400.00.0000.03	BASKETBALL MINI HOOPS	\$11.98
NCB	07/10/2025	1001	AMAZON.COM	10.0.2110.400.00.0000.03	CORRECTION TAPE	\$23.99
NCB	07/10/2025	1001	AMAZON.COM	10.0.1100.400.10.0000.01	BOARD GAME STORAGE	\$13.95
NCB	07/10/2025	1001	AMAZON.COM	10.0.1100.450.16.0000.03	BLACK STAR PERFORMER AWARD RIBBON	\$27.99
NCB	07/10/2025	1001	AMAZON.COM	10.0.1100.411.00.0000.01	FACIAL TISSUE	\$57.30
NCB	07/10/2025	1001	AMAZON.COM	10.0.2110.400.00.0000.03	PENS	\$19.99
NCB	07/10/2025	1001	AMAZON.COM	10.0.1100.400.17.0000.03	DOUBLE SIDED WHITE BOARD WITH STAND	\$802.88
NCB	07/10/2025	1001	AMAZON.COM	10.0.1100.400.17.0000.03	DRY ERASE MARKERS	\$217.05

Lincolnwood School District 74

Disbursement Detail Listing

Bank Name: COLE TAYLOR BANK - ACCOUNTS PAYABLE

Date Range: 07/01/2025 - 07/31/2025

Sort By: Vendor

Fiscal Year: 2025-2026

Voucher Range: -

Dollar Limit: \$0.00

Print Employee Vendor Names Exclude Voided Checks Exclude Manual Checks Include Non Check Batches

Check Number	Date	Voucher	Payee	Account	Description	Amount
NCB	07/10/2025	1001	AMAZON.COM	10.0.1100.450.11.0000.01	REFUND/MAXX BUBBLES	(\$129.80)
NCB	07/10/2025	1001	AMAZON.COM	10.0.2630.400.00.0000.00	CERTIFICATE DIPLOMA	\$58.80
NCB	07/10/2025	1001	AMAZON.COM	10.0.2320.400.00.0000.00	MECHANICAL PENCILS	\$10.49
NCB	07/10/2025	1001	AMAZON.COM	10.0.2310.400.00.0000.00	TISSUE PAPER	\$7.99
NCB	07/10/2025	1001	AMAZON.COM	10.0.2630.400.00.0000.00	NOTEBOOK	\$17.98
NCB	07/10/2025	1001	AMAZON.COM	10.0.1100.412.05.0000.00	STORAGE BAGS	\$111.47
NCB	07/10/2025	1001	AMAZON.COM	10.0.1800.400.00.4909.00	BOOKS	\$881.16
NCB	07/10/2025	1001	AMAZON.COM	10.0.1100.411.00.0000.02	ADDRESS LABELS	\$26.99
NCB	07/10/2025	1001	AMAZON.COM	10.0.1100.411.00.0000.03	FACIAL TISSUE	\$250.00
NCB	07/10/2025	1001	AMAZON.COM	10.0.2130.400.00.0000.02	SURGICAL TAPE/SELF ADHESIVE BANDAGES	\$113.28
NCB	07/10/2025	1001	AMAZON.COM	10.0.1100.490.00.0000.00	LEMONADE/SUNFLOWER	\$78.82
NCB	07/10/2025	1001	AMAZON.COM	10.0.3000.400.00.4331.03	REFUND	(\$209.96)
NCB	07/10/2025	1001	AMAZON.COM	10.0.1100.450.13.0000.02	BUBBLE WANDS	\$29.99
NCB	07/10/2025	1001	AMAZON.COM	10.0.1100.450.13.0000.02	RAINBOW BEACH	\$67.07
NCB	07/10/2025	1001	AMAZON.COM	10.0.2130.400.00.0000.02	ZIP BAGS/MAXI PADS/BOMIT BAGS	\$114.88
NCB	07/10/2025	1001	AMAZON.COM	10.0.1800.400.00.4909.00	BOOKS	\$222.60
NCB	07/10/2025	1001	AMAZON.COM	10.0.2130.400.00.0000.02	SANI-CLOTH WIPES	\$88.76
NCB	07/10/2025	1001	AMAZON.COM	20.0.2540.400.00.0000.02	LAUNDRY BASKET	\$135.08
NCB	07/10/2025	1001	AMAZON.COM	10.0.1800.400.00.4909.00	BOOKS	\$144.64
NCB	07/10/2025	1001	AMAZON.COM	10.0.1100.412.05.0000.00	ADDRESS LABELS	\$26.99
NCB	07/10/2025	1001	AMAZON.COM	10.0.1800.400.00.4909.00	FLASH CARDS	\$26.77
NCB	07/10/2025	1001	AMAZON.COM	10.0.1100.411.00.0000.02	FACIAL TISSUE	\$45.04
NCB	07/10/2025	1001	AMAZON.COM	10.0.1100.412.05.0000.00	LAPTOP CARRYING CASE	\$2,897.10
NCB	07/10/2025	1001	AMAZON.COM	10.0.1100.450.13.0000.02	SIDEWALK CHALK	\$28.95
Check Total:						\$13,109.82
7400030531	07/10/2025	1000	AMERGIS HEALTHCARE STAFFING, INC.	10.0.2130.300.00.0000.01	RN 1:1 NURSE	\$1,575.00
7400030531	07/10/2025	1000	AMERGIS HEALTHCARE STAFFING, INC.	10.0.2130.300.00.0000.02	RN 1:1 NURSE	\$2,100.00

Lincolnwood School District 74

Disbursement Detail Listing

Bank Name: COLE TAYLOR BANK - ACCOUNTS PAYABLE Date Range: 07/01/2025 - 07/31/2025 Sort By: Vendor
 Voucher Range: - Dollar Limit: \$0.00

Fiscal Year: 2025-2026

Print Employee Vendor Names Exclude Voided Checks Exclude Manual Checks Include Non Check Batches

Check Number	Date	Voucher	Payee	Account	Description	Amount
7400030531	07/10/2025	1000	AMERGIS HEALTHCARE STAFFING, INC.	10.0.2130.300.00.0000.03	RN 1:1 NURSE	\$1,687.50
Check Total:						\$5,362.50
7400030581	07/23/2025	1007	AMERICANA IRON WORKS & FENCE, INC.	20.0.2540.320.00.0000.03	MAINTENANCE SERVICES - LINCOLN , Estimate No.	\$1,949.58
7400030581	07/23/2025	1007	AMERICANA IRON WORKS & FENCE, INC.	20.0.2540.320.00.0000.02	MAINTENANCE SERVICES - RUTLEDGE , Estimate No.	\$4,158.54
Check Total:						\$6,108.12
7400030532	07/10/2025	1000	AMY SENIOR	10.0.2310.300.00.0000.00	BOE-6/5 & 6/26/25 MTG	\$180.00
Check Total:						\$180.00
7400030533	07/10/2025	1000	ANDERSON LOCK	20.0.2540.700.00.0000.00	DOORS	\$907.56
Check Total:						\$907.56
7400030582	07/23/2025	1007	ANNALISE BORDENET	10.0.1100.230.00.0000.00	TUITION REIMBURSEMENT	\$1,050.00
Check Total:						\$1,050.00
7400030534	07/10/2025	1000	APPLIED COMMUNICATIONS GROUP	20.0.2540.530.00.0000.02	ADDED CAMERA CABLES	\$3,130.68
Check Total:						\$3,130.68
7400030583	07/23/2025	1007	AT&T	20.0.2540.340.00.0000.00	TELEPHONE	\$125.64
Check Total:						\$125.64
7400030535	07/10/2025	1000	AT&T MOBILITY	20.0.2540.340.00.0000.00	TELEPHONE	\$179.12
Check Total:						\$179.12
7400030584	07/23/2025	1007	AT&T-3	20.0.2540.340.00.0000.00	TELEPHONE	\$381.74
7400030584	07/23/2025	1007	AT&T-3	20.0.2540.340.00.0000.00	TELEPHONE	\$420.45
7400030584	07/23/2025	1007	AT&T-3	20.0.2540.340.00.0000.00	TELEPHONE	\$1,008.67
Check Total:						\$1,810.86
NCB	07/03/2025	1005	AXA EQUITABLE PAYMENT CENTER	10.3.0499.500.00.0000.00	ANNUITIES PAYABLE	\$2,262.58
NCB	07/18/2025	1012	AXA EQUITABLE PAYMENT CENTER	10.3.0499.500.00.0000.00	ANNUITIES PAYABLE	\$2,262.58
NCB	07/03/2025	1005	AXA EQUITABLE PAYMENT CENTER	10.3.0499.500.00.0000.00	ANNUITIES PAYABLE	\$350.00
NCB	07/18/2025	1012	AXA EQUITABLE PAYMENT CENTER	10.3.0499.500.00.0000.00	ANNUITIES PAYABLE	\$350.00
Check Total:						\$5,225.16

Lincolnwood School District 74

Disbursement Detail Listing

Bank Name: COLE TAYLOR BANK - ACCOUNTS PAYABLE Date Range: 07/01/2025 - 07/31/2025 Sort By: Vendor
 Voucher Range: - Dollar Limit: \$0.00

Fiscal Year: 2025-2026

Print Employee Vendor Names Exclude Voided Checks Exclude Manual Checks Include Non Check Batches

Check Number	Date	Voucher	Payee	Account	Description	Amount	
7400030536	07/10/2025	1000	BANNER PLUMBING SUPPLY CO. INC	20.0.2540.416.00.0000.03	Sloan Foam Soap Refill	\$1,936.80	
						Check Total:	\$1,936.80
7400030585	07/23/2025	1007	BASSETT ELECTRICAL CONTRACTING	20.0.2540.320.00.0000.03	LABOR ONLY	\$2,100.00	
						Check Total:	\$2,100.00
7400030537	07/10/2025	1000	BAYCOM, INC.	20.3.0431.000.00.0000.00	MAINTENANCE SUPPLIES - LINCOLN - 1	\$1,190.00	
7400030537	07/10/2025	1000	BAYCOM, INC.	20.3.0431.000.00.0000.00	MAINTENANCE SUPPLIES - LINCOLN - 2 PMNN4807 4	\$429.00	
7400030537	07/10/2025	1000	BAYCOM, INC.	20.3.0431.000.00.0000.00	MAINTENANCE SUPPLIES - LINCOLN - PMNN4544 6	\$559.50	
7400030537	07/10/2025	1000	BAYCOM, INC.	20.3.0431.000.00.0000.00	MAINTENANCE SUPPLIES - LINCOLN - PMNN4077 8	\$811.00	
						Check Total:	\$2,989.50
7400030586	07/23/2025	1007	BLUEPRINT SEL PARTNERS LLC	10.0.2210.312.00.4300.00	DEVELOPMENT MEETING 1 COMMITTEE MEETING	\$2,800.00	
						Check Total:	\$2,800.00
7400030538	07/10/2025	1000	BRAIN POP	10.0.1100.316.05.0000.00	BrainPOP ELL School Subscription	\$1,215.00	
7400030538	07/10/2025	1000	BRAIN POP	10.0.1100.316.05.0000.00	BrainPOP Jr. (K-3) School Subscription	\$2,457.00	
7400030538	07/10/2025	1000	BRAIN POP	10.0.1100.316.05.0000.00	BrainPOP School Combo Subscription	\$8,100.00	
7400030538	07/10/2025	1000	BRAIN POP	10.0.1100.316.05.0000.00	Teaching and Learning (BrainPOP/BrainPOP Jr.)	\$0.00	
7400030538	07/10/2025	1000	BRAIN POP	10.0.1100.316.05.0000.00	Language Learning	\$0.00	
						Check Total:	\$11,772.00
7400030587	07/23/2025	1007	BUCKEYE CLEANING CENTER-CHICAGO	20.0.2540.416.00.0000.03	TOWEL	\$1,330.60	
7400030587	07/23/2025	1007	BUCKEYE CLEANING CENTER-CHICAGO	20.0.2540.416.00.0000.02	Liner 44 gal,1.2ml Blk	\$670.00	

Lincolnwood School District 74

Disbursement Detail Listing

Bank Name: COLE TAYLOR BANK - ACCOUNTS PAYABLE Date Range: 07/01/2025 - 07/31/2025 Sort By: Vendor
 Voucher Range: - Dollar Limit: \$0.00

Fiscal Year: 2025-2026

Print Employee Vendor Names Exclude Voided Checks Exclude Manual Checks Include Non Check Batches

Check Number	Date	Voucher	Payee	Account	Description	Amount	
7400030587	07/23/2025	1007	BUCKEYE CLEANING CENTER-CHICAGO	20.0.2540.416.00.0000.02	Towel, HRT White	\$1,047.90	
7400030587	07/23/2025	1007	BUCKEYE CLEANING CENTER-CHICAGO	20.0.2540.416.00.0000.02	Green Foaming Handwash	\$803.95	
7400030587	07/23/2025	1007	BUCKEYE CLEANING CENTER-CHICAGO	20.0.2540.416.00.0000.03	Castleguard 5gal	\$321.30	
7400030587	07/23/2025	1007	BUCKEYE CLEANING CENTER-CHICAGO	20.0.2540.416.00.0000.03	Jet Stream 4/1gal bottle/box	\$264.00	
						Check Total:	\$4,437.75
7400030539	07/10/2025	1000	BUSINESSOLVER.COM	10.0.2520.300.00.0000.00	ANCILLARY PLAN SERVICES PEPM	\$36.00	
						Check Total:	\$36.00
7400030588	07/23/2025	1007	BUSINESSOLVER.COM	10.0.2520.300.00.0000.00	ANCILLARY PLAN SERVICES PEPM	\$33.00	
						Check Total:	\$33.00
7400030589	07/23/2025	1007	CAPSTONE PRESS, INC.-1	10.3.0431.000.00.0000.00	PebbleGo Animals	\$399.00	
7400030589	07/23/2025	1007	CAPSTONE PRESS, INC.-1	10.3.0431.000.00.0000.00	PebbleGo Social Studies	\$399.00	
7400030589	07/23/2025	1007	CAPSTONE PRESS, INC.-1	10.3.0431.000.00.0000.00	PebbleGo Biographies	\$399.00	
						Check Total:	\$1,197.00
NCB	07/10/2025	1001	CD ONE PRICE CLEANERS	10.0.2520.300.00.0000.00	TABLE CLOTH	\$19.98	
NCB	07/10/2025	1001	CDI CORP	10.0.2630.400.00.0000.00	CUSTOM LAWNEE SIGN	\$480.00	
NCB	07/10/2025	1001	CHICAGO TRIBUNE COMPANY	10.0.2630.640.00.0000.00	SUBSCRIPTION RENEWAL	\$19.96	
NCB	07/10/2025	1001	CITGO	20.0.2540.464.00.0000.00	GAS FOR DIST TRUCK	\$89.47	
NCB	07/10/2025	1001	CITGO	20.0.2540.464.00.0000.00	GAS FOR DIST TRUCK	\$90.13	
						Check Total:	\$699.54
7400030590	07/23/2025	1007	CMFP	20.0.2540.320.00.0000.04	QUARTERLY BILLING FB/A RADIO	\$240.00	
7400030590	07/23/2025	1007	CMFP	20.0.2540.320.00.0000.02	QUARTERLY BILLING FB/A RADIO	\$240.00	
7400030590	07/23/2025	1007	CMFP	20.0.2540.320.00.0000.01	QUARTERLY BILLING FB/A RADIO	\$240.00	

Lincolnwood School District 74

Disbursement Detail Listing

Bank Name: COLE TAYLOR BANK - ACCOUNTS PAYABLE Date Range: 07/01/2025 - 07/31/2025 Sort By: Vendor
 Voucher Range: - Dollar Limit: \$0.00

Fiscal Year: 2025-2026

Print Employee Vendor Names Exclude Voided Checks Exclude Manual Checks Include Non Check Batches

Check Number	Date	Voucher	Payee	Account	Description	Amount
7400030590	07/23/2025	1007	CMFP	20.0.2540.320.00.0000.03	QUARTERLY BILLING FB/A RADIO MONITOR/MAIN JULY	\$240.00
Check Total:						\$960.00
NCB	07/03/2025	1003	COLE TAYLOR BAN_SIT	10.3.0499.300.00.0000.00	STATE TAX	\$4,410.05
NCB	07/03/2025	1003	COLE TAYLOR BAN_SIT	20.3.0499.300.00.0000.00	STATE TAX	\$851.28
NCB	07/18/2025	1010	COLE TAYLOR BAN_SIT	10.3.0499.300.00.0000.00	STATE TAX	\$4,873.39
NCB	07/18/2025	1010	COLE TAYLOR BAN_SIT	20.3.0499.300.00.0000.00	STATE TAX	\$783.65
NCB	07/18/2025	1009	COLE TAYLOR BANK_FIT	10.3.0499.800.20.0000.00	MEDICARE	\$3,389.06
NCB	07/18/2025	1009	COLE TAYLOR BANK_FIT	20.3.0499.800.20.0000.00	TERMINATION/VACATION PAYMENTS	\$531.14
NCB	07/18/2025	1009	COLE TAYLOR BANK_FIT	10.3.0499.700.10.0000.00	SOC.SEC.	\$5,274.68
NCB	07/18/2025	1009	COLE TAYLOR BANK_FIT	20.3.0499.700.10.0000.00	NON-CAPITAL EQUIPMENT	\$2,271.02
NCB	07/03/2025	1002	COLE TAYLOR BANK_FIT	10.3.0499.200.00.0000.00	FEDERAL TAX	\$11,312.15
NCB	07/03/2025	1002	COLE TAYLOR BANK_FIT	20.3.0499.200.00.0000.00	FEDERAL TAX	\$1,797.18
NCB	07/18/2025	1009	COLE TAYLOR BANK_FIT	10.3.0499.200.00.0000.00	FEDERAL TAX	\$12,012.89
NCB	07/18/2025	1009	COLE TAYLOR BANK_FIT	20.3.0499.200.00.0000.00	FEDERAL TAX	\$1,721.08
NCB	07/03/2025	1002	COLE TAYLOR BANK_FIT	10.3.0499.800.20.0000.00	MEDICARE	\$3,039.52
NCB	07/03/2025	1002	COLE TAYLOR BANK_FIT	20.3.0499.800.20.0000.00	TERMINATION/VACATION PAYMENTS	\$572.64
NCB	07/03/2025	1002	COLE TAYLOR BANK_FIT	10.3.0499.700.10.0000.00	SOC.SEC.	\$4,750.00
NCB	07/03/2025	1002	COLE TAYLOR BANK_FIT	20.3.0499.700.10.0000.00	NON-CAPITAL EQUIPMENT	\$2,448.44
Check Total:						\$60,038.17
7400030591	07/23/2025	1007	COMED	20.0.2540.466.00.0000.00	ELECTRICITY	\$12,866.82
Check Total:						\$12,866.82
7400030540	07/10/2025	1000	CONTOUR LANDSCAPING, INC.	20.0.2540.310.00.0000.00	TH SUMMER ANNUALS AND SHRUB REPLACEMENTS	\$2,376.00
7400030540	07/10/2025	1000	CONTOUR LANDSCAPING, INC.	20.0.2540.310.00.0000.00	FERTILIZER APPLICATION FOR ANNUAL FLOWERS	\$290.00
7400030540	07/10/2025	1000	CONTOUR LANDSCAPING, INC.	20.0.2540.310.00.0000.00	WEEKLY MAINTENANCE/6/2/25,6/9	\$4,660.00

Lincolnwood School District 74

Disbursement Detail Listing

Bank Name: COLE TAYLOR BANK - ACCOUNTS PAYABLE Date Range: 07/01/2025 - 07/31/2025 Sort By: Vendor
 Voucher Range: - Dollar Limit: \$0.00

Fiscal Year: 2025-2026

Print Employee Vendor Names Exclude Voided Checks Exclude Manual Checks Include Non Check Batches

Check Number	Date	Voucher	Payee	Account	Description	Amount
7400030540	07/10/2025	1000	CONTOUR LANDSCAPING, INC.	20.0.2540.310.00.0000.00	FERTILIZER APPLICATION ALL GROUNDS	\$2,589.00
7400030540	07/10/2025	1000	CONTOUR LANDSCAPING, INC.	20.0.2540.310.00.0000.00	ADDITIONAL POST EMERGENT CONTROL	\$2,920.00
Check Total:						\$12,835.00
7400030592	07/23/2025	1007	CONTOUR LANDSCAPING, INC.	20.0.2540.310.00.0000.00	FERTILIZER APPLICATION FOR ANNUAL FLOWERS #2	\$476.00
7400030592	07/23/2025	1007	CONTOUR LANDSCAPING, INC.	20.0.2540.310.00.0000.00	RAIN GARDEN	\$782.00
7400030592	07/23/2025	1007	CONTOUR LANDSCAPING, INC.	20.0.2540.310.00.0000.00	REPLACEMENT OF 1 OAK	\$1,146.00
7400030592	07/23/2025	1007	CONTOUR LANDSCAPING, INC.	20.0.2540.310.00.0000.00	REMOVE PLANTS ON SOUTH SIDE OF DUMPSTER	\$865.00
Check Total:						\$3,269.00
7400030593	07/23/2025	1007	DAVID GARCIA JR.	10.0.1100.338.42.0000.03	SOCCER OFFICIAL/4/23/25	\$63.00
Check Total:						\$63.00
7400030594	07/23/2025	1007	DEANA YOUKHANA	10.0.1600.400.00.0000.00	EXPENSE REIMBURSEMENT/SUMMER	\$120.00
Check Total:						\$120.00
7400030577	07/18/2025	1008	DISTRICT 74	10.3.0499.900.00.0000.00	OTHER PAYROLL LIABILITIES	\$161.50
7400030577	07/18/2025	1008	DISTRICT 74	10.3.0499.900.00.0000.00	OTHER PAYROLL LIABILITIES	\$71.25
7400030577	07/18/2025	1008	DISTRICT 74	20.3.0499.900.00.0000.00	OTHER PAYROLL LIABILITIES	\$9.50
Check Total:						\$242.25
NCB	07/10/2025	1001	DONNA'S GARDEN FLOWER SHOP	10.0.2310.400.00.0000.00	LOOSE FRESH FLOWERS	\$150.00
NCB	07/10/2025	1001	DUNKIN DONUTS	10.0.1650.400.00.0000.03	DONUTS	\$84.95
Check Total:						\$234.95
7400030541	07/10/2025	1000	EARLY CHILDHOOD ALLIANCE	10.0.1125.300.09.0000.01	EARLY CHILDHOOD ALLIANCE ANNUAL	\$2,000.00
Check Total:						\$2,000.00
7400030595	07/23/2025	1007	ELIZABETH RYAN	10.0.1100.230.00.0000.00	TUITION REIMBURSEMENT	\$1,011.99
Check Total:						\$1,011.99
NCB	07/10/2025	1001	FASTSIGNS LINCOLNWOOD	10.0.2630.300.00.0000.00	VECTORIZ CLIENT SCHOOL DISTRICT LOGO	\$250.00

Lincolnwood School District 74

Disbursement Detail Listing

Bank Name: COLE TAYLOR BANK - ACCOUNTS PAYABLE Date Range: 07/01/2025 - 07/31/2025 Sort By: Vendor
 Voucher Range: - Dollar Limit: \$0.00

Fiscal Year: 2025-2026

Print Employee Vendor Names Exclude Voided Checks Exclude Manual Checks Include Non Check Batches

Check Number	Date	Voucher	Payee	Account	Description	Amount	
						Check Total:	\$250.00
7400030542	07/10/2025	1000	FATIMA USMAN	10.0.1600.400.00.0000.00	SUMMER SCHOOL SUPPLIES	\$89.10	
						Check Total:	\$89.10
7400030596	07/23/2025	1007	FILTER SERVICES INC.	20.0.2540.400.00.0000.03	MAINTENANCE SUPPLIES - LINCOLN - 1308H56E1F	\$1,299.95	
7400030596	07/23/2025	1007	FILTER SERVICES INC.	20.0.2540.400.00.0000.02	MAINTENANCE SUPPLIES - RUTLEDGE -13010E36E1F	\$1,403.76	
7400030596	07/23/2025	1007	FILTER SERVICES INC.	20.0.2540.400.00.0000.01	MAINTENANCE SUPPLIES - TODD, 13010E36E1F	\$1,306.18	
						Check Total:	\$4,009.89
7400030543	07/10/2025	1000	FIRST STUDENT, INC.	40.0.2550.331.00.0000.00	TRANSPORTATION/HOME TO SCHOOL MAY 2025	\$112,145.99	
7400030543	07/10/2025	1000	FIRST STUDENT, INC.	40.0.2550.330.00.0000.00	TRANSPORTATION/LH TO MCCRACKEN GIRLS SOCCER	\$142.14	
7400030543	07/10/2025	1000	FIRST STUDENT, INC.	40.0.2550.330.00.0000.00	TRANSPORTATION/LH TO MCCRACKEN BOYS	\$208.02	
7400030543	07/10/2025	1000	FIRST STUDENT, INC.	40.0.2550.330.00.0000.00	TRANSPORTATION/LH TO THE CARRINGTON OF	\$69.34	
7400030543	07/10/2025	1000	FIRST STUDENT, INC.	40.0.2550.330.00.0000.00	TRANSPORTATION/LH TO GOLF MIDDLE SCHOOL BOYS	\$277.36	
7400030543	07/10/2025	1000	FIRST STUDENT, INC.	40.0.2550.330.00.0000.00	TRANSPORTATION/LH TO NILES NORTH/MAY 8, 2025	\$64.48	
7400030543	07/10/2025	1000	FIRST STUDENT, INC.	40.0.2550.330.00.0000.00	TRANSPORTATION/LH TO GOLF MIDDLE SCHOOL	\$156.01	
7400030543	07/10/2025	1000	FIRST STUDENT, INC.	40.0.2550.330.00.0000.00	TRANSPORTATION/TH TO HELLER NATURE CENTER	\$239.91	
7400030543	07/10/2025	1000	FIRST STUDENT, INC.	40.0.2550.330.00.0000.00	TRANSPORTATION/TH TO HELLER NATURE CENTER	\$242.69	
7400030543	07/10/2025	1000	FIRST STUDENT, INC.	40.0.2550.330.00.0000.00	TRANSPORTATION/LH TO FAIRVIEW GIRLS SOCCER JV	\$104.70	

Lincolnwood School District 74

Disbursement Detail Listing

Bank Name: COLE TAYLOR BANK - ACCOUNTS PAYABLE

Date Range: 07/01/2025 - 07/31/2025

Sort By: Vendor

Fiscal Year: 2025-2026

Voucher Range: -

Dollar Limit: \$0.00

Print Employee Vendor Names

Exclude Voided Checks

Exclude Manual Checks

Include Non Check Batches

Check Number	Date	Voucher	Payee	Account	Description	Amount
7400030543	07/10/2025	1000	FIRST STUDENT, INC.	40.0.2550.330.00.0000.00	RH TO METROPOLIS PERFORMING ARTS CENTER	\$170.57
7400030543	07/10/2025	1000	FIRST STUDENT, INC.	40.0.2550.330.00.0000.00	TRANSPORTATION/RH TO METROPOLIS PERFORMING	\$248.23
7400030543	07/10/2025	1000	FIRST STUDENT, INC.	40.0.2550.330.00.0000.00	TRANSPORTATION/RH TO METROPOLIS PERFORMING	\$225.35
7400030543	07/10/2025	1000	FIRST STUDENT, INC.	40.0.2550.330.00.0000.00	TRANSPORTATION/RH TO METROPOLIS PERFORMING	\$249.62
7400030543	07/10/2025	1000	FIRST STUDENT, INC.	40.0.2550.330.00.0000.00	TRANSPORTATION/RH TO CHICAGO BOANIC GARDEN	\$309.94
7400030543	07/10/2025	1000	FIRST STUDENT, INC.	40.0.2550.330.00.0000.00	TRANSPORTATION/RH TO CHICAGO BOTANTIC	\$364.03
7400030543	07/10/2025	1000	FIRST STUDENT, INC.	40.0.2550.330.00.0000.00	TRANSPORTATION/RH TO CHICAGO BOTANIC GARDEN	\$308.56
7400030543	07/10/2025	1000	FIRST STUDENT, INC.	40.0.2550.330.00.0000.00	TRANSPORTATION/RH TO CHICAGO BOTANTIC	\$308.56
7400030543	07/10/2025	1000	FIRST STUDENT, INC.	40.0.2550.330.00.0000.00	TRANSPORTATION/RH CHICAGO HISTORY MUSEUM	\$416.04
7400030543	07/10/2025	1000	FIRST STUDENT, INC.	40.0.2550.330.00.0000.00	TRANSPORTATION/RH CHICAGO HISTORY MUSEUM	\$416.04
7400030543	07/10/2025	1000	FIRST STUDENT, INC.	40.0.2550.330.00.0000.00	TRANSPORTATION/RH CHICAGO HISTORY MUSEUM	\$386.91
7400030543	07/10/2025	1000	FIRST STUDENT, INC.	40.0.2550.330.00.0000.00	TRANSPORTATION/RH CHICAGO HISTORY MUSEUM	\$416.04
7400030543	07/10/2025	1000	FIRST STUDENT, INC.	40.0.2550.330.00.0000.00	TRANSPORTATION/EMILY OAKS NATURE CENTER MAY	\$92.22
7400030543	07/10/2025	1000	FIRST STUDENT, INC.	40.0.2550.330.00.0000.00	TRANSPORTATION/EMILY OAKS NATURE CENTER MAY	\$100.54
7400030543	07/10/2025	1000	FIRST STUDENT, INC.	40.0.2550.330.00.0000.00	TRANSPORTATION/TH TO EMILY OAKS NATURE	\$100.54

Lincolnwood School District 74

Disbursement Detail Listing

Bank Name: COLE TAYLOR BANK - ACCOUNTS PAYABLE Date Range: 07/01/2025 - 07/31/2025 Sort By: Vendor
 Voucher Range: - Dollar Limit: \$0.00

Fiscal Year: 2025-2026

Print Employee Vendor Names Exclude Voided Checks Exclude Manual Checks Include Non Check Batches

Check Number	Date	Voucher	Payee	Account	Description	Amount
7400030543	07/10/2025	1000	FIRST STUDENT, INC.	40.0.2550.331.00.0000.00	TRANSPORTATION/HOME TO SCHOOL JUNE 2025 SD	\$51,060.64
7400030543	07/10/2025	1000	FIRST STUDENT, INC.	40.0.2550.330.00.0000.00	TRANSPORTATION/LH TO NW FIELD TRIP BUS 1 OF 3	\$159.48
7400030543	07/10/2025	1000	FIRST STUDENT, INC.	40.0.2550.330.00.0000.00	TRANSPORTATION/LH TO NW FIELD TRIP BUS 2 OF 3	\$165.02
7400030543	07/10/2025	1000	FIRST STUDENT, INC.	40.0.2550.330.00.0000.00	TRANSPORTATION/LH TO NW FIELD TRIP BUS 3 OF 3	\$167.80
7400030543	07/10/2025	1000	FIRST STUDENT, INC.	40.0.2550.330.00.0000.00	TRANSPORTATION/LH TO FUNWAY BUS 1 OF 3 JUNE	\$374.43
7400030543	07/10/2025	1000	FIRST STUDENT, INC.	40.0.2550.330.00.0000.00	TRANSPORTATION/LH TO FUNWAY BUS 2 OF 3 JUNE	\$386.91
7400030543	07/10/2025	1000	FIRST STUDENT, INC.	40.0.2550.330.00.0000.00	TRANSPORTATION/LH TO FUNWAY BUS 3 OF 3 JUNE	\$377.90
7400030543	07/10/2025	1000	FIRST STUDENT, INC.	40.0.2550.330.00.0000.00	TRANSPORTATION/LH TO THE SHEDD AQUARIUM BUS	\$355.02
7400030543	07/10/2025	1000	FIRST STUDENT, INC.	40.0.2550.330.00.0000.00	TRANSPORTATION/LH TO THE SHEDD AQUARIUM BUS	\$365.42
7400030543	07/10/2025	1000	FIRST STUDENT, INC.	40.0.2550.330.00.0000.00	TRANSPORTATION/LH TO THE SHEDD AQUARIUM BUS	\$364.03
7400030543	07/10/2025	1000	FIRST STUDENT, INC.	40.0.2550.330.00.0000.00	TRANSPORTATION/LH TO THE SHEDD AQUARIUM BUS	\$364.03
7400030543	07/10/2025	1000	FIRST STUDENT, INC.	40.0.2550.330.00.0000.00	TRANSPORTATION/LH TO WENDELLA BOATS DOCK	\$237.14
7400030543	07/10/2025	1000	FIRST STUDENT, INC.	40.0.2550.330.00.0000.00	TRANSPORTATION/LH TO WENDELLA BOATS DOCK	\$346.70
7400030543	07/10/2025	1000	FIRST STUDENT, INC.	40.0.2550.330.00.0000.00	TRANSPORTATION/LH TO WENDELLA BOATS DOCK	\$308.56
7400030543	07/10/2025	1000	FIRST STUDENT, INC.	40.0.2550.330.00.0000.00	TRANSPORTATION/LH TO WENDELLA BOATS DOCK	\$352.24

Lincolnwood School District 74

Disbursement Detail Listing

Bank Name: COLE TAYLOR BANK - ACCOUNTS PAYABLE Date Range: 07/01/2025 - 07/31/2025 Sort By: Vendor
 Voucher Range: - Dollar Limit: \$0.00

Fiscal Year: 2025-2026

Print Employee Vendor Names Exclude Voided Checks Exclude Manual Checks Include Non Check Batches

Check Number	Date	Voucher	Payee	Account	Description	Amount
7400030543	07/10/2025	1000	FIRST STUDENT, INC.	40.0.2550.331.00.0000.00	ALTERNATIVE TRANSPORTATION SERVICES	\$1,449.00
Check Total:						\$174,598.15
7400030544	07/10/2025	1000	FOLLETT CONTENT SOLUTIONS, LLC	10.3.0431.000.00.0000.00	\$-1.19 Pro-rated Adjustment Applied -	(\$0.18)
7400030544	07/10/2025	1000	FOLLETT CONTENT SOLUTIONS, LLC	10.3.0431.000.00.0000.00	The Last Comics on Earth Book 3 (#2419TG0)	\$14.95
7400030544	07/10/2025	1000	FOLLETT CONTENT SOLUTIONS, LLC	10.3.0431.000.00.0000.00	\$-1.19 Pro-rated Adjustment Applied - The	(\$0.14)
7400030544	07/10/2025	1000	FOLLETT CONTENT SOLUTIONS, LLC	10.3.0431.000.00.0000.00	Medusa (#2061RG4)	\$17.51
7400030544	07/10/2025	1000	FOLLETT CONTENT SOLUTIONS, LLC	10.3.0431.000.00.0000.00	\$-1.19 Pro-rated Adjustment Applied -	(\$0.17)
7400030544	07/10/2025	1000	FOLLETT CONTENT SOLUTIONS, LLC	10.3.0431.000.00.0000.00	The Pumpkin Princess and the forever night	\$0.00
7400030544	07/10/2025	1000	FOLLETT CONTENT SOLUTIONS, LLC	10.3.0431.000.00.0000.00	\$-1.19 AUTOMATED PROCESSING-	\$0.00
7400030544	07/10/2025	1000	FOLLETT CONTENT SOLUTIONS, LLC	10.3.0431.000.00.0000.00	Animal Rescue Friends. 2, Friends fur-ever	\$0.00
7400030544	07/10/2025	1000	FOLLETT CONTENT SOLUTIONS, LLC	10.3.0431.000.00.0000.00	\$-1.19 Pro-rated Adjustment Applied -	\$0.00
7400030544	07/10/2025	1000	FOLLETT CONTENT SOLUTIONS, LLC	10.3.0431.000.00.0000.00	Animal Rescue Friends. 3, Learning new tricks	\$0.00
7400030544	07/10/2025	1000	FOLLETT CONTENT SOLUTIONS, LLC	10.3.0431.000.00.0000.00	\$-1.19 Pro-rated Adjustment Applied -	\$0.00
7400030544	07/10/2025	1000	FOLLETT CONTENT SOLUTIONS, LLC	10.3.0431.000.00.0000.00	Baby-sitters Little Sister 10 --Karen's Prize (#2173VG6)	\$72.75
7400030544	07/10/2025	1000	FOLLETT CONTENT SOLUTIONS, LLC	10.3.0431.000.00.0000.00	\$-1.19 Pro-rated Adjustment Applied -	(\$0.70)
7400030544	07/10/2025	1000	FOLLETT CONTENT SOLUTIONS, LLC	10.3.0431.000.00.0000.00	Daughters of the Lamp (#2528WG6)	\$18.37

Lincolnwood School District 74

Disbursement Detail Listing

Bank Name: COLE TAYLOR BANK - ACCOUNTS PAYABLE Date Range: 07/01/2025 - 07/31/2025 Sort By: Vendor
 Voucher Range: - Dollar Limit: \$0.00

Fiscal Year: 2025-2026

Print Employee Vendor Names Exclude Voided Checks Exclude Manual Checks Include Non Check Batches

Check Number	Date	Voucher	Payee	Account	Description	Amount
						Check Total:
7400030545	07/10/2025	1000	GSF USA, INC.	10.0.1100.319.00.0000.00	CROSSING	\$122.39
						\$496.42
7400030545	07/10/2025	1000	GSF USA, INC.	20.0.2540.322.00.0000.00	GUARD/6/2/25-6/12/25 JANITORIAL	\$42,203.83
						\$42,700.25
7400030597	07/23/2025	1007	HALYNA YANCHUK	10.0.1600.400.00.0000.00	SERVICE/7/1/2025 TO EXPENSE	\$61.50
						\$61.50
7400030546	07/10/2025	1000	HEARTLAND BUSINESS SYSTEMS	10.0.1100.412.05.0000.00	REIMBURSEMENT/2025 MITEL 2 GB	\$243.90
						\$243.90
7400030547	07/10/2025	1000	IGS ENERGY	20.0.2540.465.00.0000.00	COMPACTFLASH-1 CARD NATURAL GAS	\$2,958.42
						\$2,958.42
7400030598	07/23/2025	1007	IGS ENERGY	20.0.2540.465.00.0000.00	NATURAL GAS	\$1,333.02
						\$1,333.02
7400030548	07/10/2025	1000	IGS ENERGY-1	20.0.2540.466.00.0000.00	ELECTRICITY	\$11,465.16
						\$11,465.16
7400030599	07/23/2025	1007	IGS ENERGY-1	20.0.2540.466.00.0000.00	ELECTRICITY	\$18,530.38
						\$18,530.38
NCB	07/10/2025	1001	ILLINOIS PRINCIPALS ASSOCIATION	10.0.2410.640.00.0000.03	CONFERENCE	\$439.00
NCB	07/10/2025	1001	ILLINOIS PRINCIPALS ASSOCIATION	10.0.2410.640.00.0000.03	CONFERENCE	\$439.00
NCB	07/10/2025	1001	ILLINOIS PRINCIPALS ASSOCIATION	10.0.2410.312.00.0000.03	CONFERENCE	\$225.00
						\$1,103.00
7400030600	07/23/2025	1007	IMAGETEC	10.0.2570.323.00.0000.00	MIGRATING DOMAIN FOR PAPERCUT	\$600.00
						\$600.00
NCB	07/10/2025	1001	INDECOR, INC.	20.0.2540.400.00.0000.03	SHADE CLUTCHES	\$225.00
						\$225.00
7400030601	07/23/2025	1007	INTERIORS FOR BUSINESS, INC.	60.0.2530.320.00.0000.00	KI TARIFF SURCHARGE	\$140.42

Lincolnwood School District 74

Disbursement Detail Listing

Bank Name: COLE TAYLOR BANK - ACCOUNTS PAYABLE Date Range: 07/01/2025 - 07/31/2025 Sort By: Vendor
 Voucher Range: - Dollar Limit: \$0.00

Fiscal Year: 2025-2026

Print Employee Vendor Names Exclude Voided Checks Exclude Manual Checks Include Non Check Batches

Check Number	Date	Voucher	Payee	Account	Description	Amount	
7400030601	07/23/2025	1007	INTERIORS FOR BUSINESS, INC.	60.3.0431.000.00.0000.00	Smith System Silhouette Student Desk 18" x 24" x	\$17,117.10	
7400030601	07/23/2025	1007	INTERIORS FOR BUSINESS, INC.	60.3.0431.000.00.0000.00	KI Ruckus Height Adjustable Activity Table, Kidney 48" x	\$2,363.40	
7400030601	07/23/2025	1007	INTERIORS FOR BUSINESS, INC.	60.3.0431.000.00.0000.00	Smith System Elemental Trapezoid Table 30"D x	\$2,663.70	
7400030601	07/23/2025	1007	INTERIORS FOR BUSINESS, INC.	60.3.0431.000.00.0000.00	Smith System Flavors Chair, 14"H Shell: Apple, Frame:	\$7,739.55	
7400030601	07/23/2025	1007	INTERIORS FOR BUSINESS, INC.	60.3.0431.000.00.0000.00	KI Ricochet Stool 14"H Seat/Base/Column: Flannel	\$1,411.20	
7400030601	07/23/2025	1007	INTERIORS FOR BUSINESS, INC.	60.3.0431.000.00.0000.00	Final Pay 50% Freight	\$1,502.22	
7400030601	07/23/2025	1007	INTERIORS FOR BUSINESS, INC.	60.3.0431.000.00.0000.00	Final Pay 50% LABOR	\$10,561.05	
						Check Total:	\$43,498.64
7400030602	07/23/2025	1007	ISABELLA MULLANE	10.0.1600.400.00.0000.00	EXPENSE REIMBURSEMENT/4 SUMMER SCHOOL CLASSES	\$120.00	
7400030602	07/23/2025	1007	ISABELLA MULLANE	10.0.1100.230.00.0000.00	TUITION REIMBURSEMENT	\$909.00	
7400030602	07/23/2025	1007	ISABELLA MULLANE	10.0.1100.230.00.0000.00	TUITION REIMBURSEMENT	\$909.00	
						Check Total:	\$1,938.00
NCB	07/10/2025	1001	J.C. LIGHT, LLC	20.0.2540.404.00.0000.03	FENCE PAINT	\$15.18	
						Check Total:	\$15.18
7400030549	07/10/2025	1000	JCFS CHICAGO	10.0.4120.670.35.3100.00	SCHOOL ENROLLMENT/AR MONTHLY	\$4,927.40	
7400030549	07/10/2025	1000	JCFS CHICAGO	10.0.4120.670.35.3100.00	SCHOOL ENROLLMENT	\$10,347.54	
						Check Total:	\$15,274.94
NCB	07/10/2025	1001	JUMPGUY INFLATABLES	10.0.1100.314.04.0000.03	70FT LONG DUAL LANE OBSTACLE COURSE	\$41.20	
NCB	07/10/2025	1001	JUMPGUY INFLATABLES	10.0.1100.314.04.0000.03	70FT LONG DUAL LANE OBSTACLE COURSE	\$889.92	
						Check Total:	\$931.12
7400030550	07/10/2025	1000	KATHLEEN HAN	10.0.1600.400.00.0000.00	EXPENSE REIMBURSEMENT	\$194.19	
						Check Total:	\$194.19

Lincolnwood School District 74

Disbursement Detail Listing

Bank Name: COLE TAYLOR BANK - ACCOUNTS PAYABLE Date Range: 07/01/2025 - 07/31/2025 Sort By: Vendor
 Voucher Range: - Dollar Limit: \$0.00

Fiscal Year: 2025-2026

Print Employee Vendor Names Exclude Voided Checks Exclude Manual Checks Include Non Check Batches

Check Number	Date	Voucher	Payee	Account	Description	Amount
7400030551	07/10/2025	1000	KATRINA SCHRECK	10.0.1100.230.00.0000.00	TUITION REIMBURSEMENT	\$1,045.23
Check Total:						\$1,045.23
7400030552	07/10/2025	1000	KINGS 111 OF AMERICA, LLC	20.0.2540.340.00.0000.00	ELEVATOR PHONE-GSA COMPLETE	\$24.17
7400030552	07/10/2025	1000	KINGS 111 OF AMERICA, LLC	20.0.2540.340.00.0000.00	GSA OPEN MARKET ITEM/7/1/2025-7/31/2025	\$15.00
7400030552	07/10/2025	1000	KINGS 111 OF AMERICA, LLC	20.0.2540.340.00.0000.00	GSA OPEN MARKET ITEM/7/1/2025-7/31/25	\$15.00
7400030552	07/10/2025	1000	KINGS 111 OF AMERICA, LLC	20.0.2540.340.00.0000.00	ELEVATOR PHONE	\$24.17
Check Total:						\$78.34
7400030603	07/23/2025	1007	KINGS 111 OF AMERICA, LLC	20.0.2540.340.00.0000.00	BATTERY/REPLACED BATTERY AND	\$290.00
Check Total:						\$290.00
NCB	07/10/2025	1001	LAKEFRONT ROOFING & SIDING SUPPLY	20.0.2540.404.00.0000.02	PLAYGROUND BENCH	\$300.00
Check Total:						\$300.00
7400030604	07/23/2025	1007	LAKEFRONT ROOFING & SIDING SUPPLY	20.0.2540.400.00.0000.02	DECKS AND OVERLAYMENTS	\$300.00
Check Total:						\$300.00
7400030605	07/23/2025	1007	LEARNING A-Z	10.0.1250.300.00.4300.00	Raz-Plus ELL	\$525.00
7400030605	07/23/2025	1007	LEARNING A-Z	10.0.1250.300.00.4300.00	Raz-Plus	\$9,424.00
7400030605	07/23/2025	1007	LEARNING A-Z	10.0.1250.300.00.4300.00	Vocabulary A-Z	\$3,000.00
Check Total:						\$12,949.00
NCB	07/03/2025	1005	LINCOLN INVESTMENT PLANNING	10.3.0499.500.00.0000.00	ANNUITIES PAYABLE	\$175.00
NCB	07/18/2025	1012	LINCOLN INVESTMENT PLANNING	10.3.0499.500.00.0000.00	ANNUITIES PAYABLE	\$1,931.66
NCB	07/18/2025	1012	LINCOLN INVESTMENT PLANNING	20.3.0499.500.00.0000.00	ANNUITIES PAYABLE	\$350.00
NCB	07/03/2025	1005	LINCOLN INVESTMENT PLANNING	10.3.0499.500.00.0000.00	ANNUITIES PAYABLE	\$1,931.66
NCB	07/03/2025	1005	LINCOLN INVESTMENT PLANNING	20.3.0499.500.00.0000.00	ANNUITIES PAYABLE	\$350.00
NCB	07/18/2025	1012	LINCOLN INVESTMENT PLANNING	10.3.0499.500.00.0000.00	ANNUITIES PAYABLE	\$175.00

Lincolnwood School District 74

Disbursement Detail Listing

Bank Name: COLE TAYLOR BANK - ACCOUNTS PAYABLE Date Range: 07/01/2025 - 07/31/2025 Sort By: Vendor
 Voucher Range: - Dollar Limit: \$0.00

Fiscal Year: 2025-2026

Print Employee Vendor Names Exclude Voided Checks Exclude Manual Checks Include Non Check Batches

Check Number	Date	Voucher	Payee	Account	Description	Amount
NCB	07/10/2025	1001	LITTLE CAESARS	10.0.1100.450.16.0000.03	PIZZA	\$295.63
NCB	07/10/2025	1001	LOWE'S HOME CENTERS, INC.	20.0.2540.404.00.0000.04	POWER WASHER	\$553.06
NCB	07/10/2025	1001	LOWE'S HOME CENTERS, INC.	20.0.2540.404.00.0000.02	MULCH	\$224.58
NCB	07/10/2025	1001	LOWE'S HOME CENTERS, INC.	20.0.2540.400.00.0000.01	MAINTENANCE SUPPLIES	\$118.98
NCB	07/10/2025	1001	LOWE'S HOME CENTERS, INC.	20.0.2540.400.00.0000.01	SINK TRAP/SINK STRAINER	\$97.68
NCB	07/10/2025	1001	LOWE'S HOME CENTERS, INC.	20.0.2540.400.00.0000.01	PLUMBING SUPPLIES	\$94.42
NCB	07/10/2025	1001	LOWE'S HOME CENTERS, INC.	20.0.2540.400.00.0000.01	ELECTRIC SUPPLIES	\$101.24
NCB	07/10/2025	1001	LOWE'S HOME CENTERS, INC.	20.0.2540.404.00.0000.02	PAINT FOR FENCE	\$451.20
NCB	07/10/2025	1001	LOWE'S HOME CENTERS, INC.	20.0.2540.400.00.0000.03	MAINTENANCE SUPPLIES	\$274.46
NCB	07/10/2025	1001	LOWE'S HOME CENTERS, INC.	20.0.2540.404.00.0000.01	SANDING FIBROGLASS	\$149.16
NCB	07/10/2025	1001	LOWE'S HOME CENTERS, INC.	20.0.2540.404.00.0000.02	PAINT FOR FENCE	\$499.00
NCB	07/10/2025	1001	LOWE'S HOME CENTERS, INC.	20.0.2540.400.00.0000.01	MAINTENANCE SUPPLIES	\$7.32
NCB	07/10/2025	1001	LOWE'S HOME CENTERS, INC.	20.0.2540.404.00.0000.04	OUTSIDE LIGHTS	\$45.96
NCB	07/10/2025	1001	LOWE'S HOME CENTERS, INC.	20.0.2540.400.00.0000.02	MOVING BOXES	\$54.98
NCB	07/10/2025	1001	MARIANO'S	10.0.1100.450.16.0000.03	SANDWICHES	\$21.06
Check Total:						\$7,902.05
7400030606	07/23/2025	1007	MARILYN BENJAMIN	10.0.1600.400.00.0000.00	EXPENSE REIMBURSEMENT/SUMMER	\$28.75
Check Total:						\$28.75
NCB	07/03/2025	1006	MB FINANCIAL BANK_SD74 FLEX	10.3.0499.900.00.0000.00	OTHER PAYROLL LIABILITIES	\$1,062.89
NCB	07/03/2025	1006	MB FINANCIAL BANK_SD74 FLEX	20.3.0499.900.00.0000.00	OTHER PAYROLL LIABILITIES	\$41.66
NCB	07/18/2025	1013	MB FINANCIAL BANK_SD74 FLEX	10.3.0499.900.00.0000.00	OTHER PAYROLL LIABILITIES	\$1,062.89
NCB	07/18/2025	1013	MB FINANCIAL BANK_SD74 FLEX	20.3.0499.900.00.0000.00	OTHER PAYROLL LIABILITIES	\$41.66
Check Total:						\$2,209.10
7400030607	07/23/2025	1007	MEGAN MCCORMICK	10.0.1600.400.00.0000.00	EXPENSE REIMBURSEMENT/SUMMER	\$115.26
Check Total:						\$115.26
7400030553	07/10/2025	1000	MERIDIAN PLANNERS	10.0.1100.435.00.0000.03	Standard Planner	\$1,978.50
Check Total:						\$1,978.50
7400030608	07/23/2025	1007	MOONLIGHT AUDIO VIDEO INC.	10.0.1100.310.05.0000.00	REBOOED DEVICES STILL INOP	\$628.58

Lincolnwood School District 74

Disbursement Detail Listing

Bank Name: COLE TAYLOR BANK - ACCOUNTS PAYABLE Date Range: 07/01/2025 - 07/31/2025 Sort By: Vendor
 Voucher Range: - Dollar Limit: \$0.00

Fiscal Year: 2025-2026

Print Employee Vendor Names Exclude Voided Checks Exclude Manual Checks Include Non Check Batches

Check Number	Date	Voucher	Payee	Account	Description	Amount
					Check Total:	\$628.58
NCB	07/10/2025	1001	MPIX.COM	10.0.2520.400.00.0000.00	PHOTOS	\$26.99
					Check Total:	\$26.99
7400030609	07/23/2025	1007	MULTI-HEALTH SYSTEMS, INC.	10.0.2140.351.00.0000.00	PSYCH: ASRS Teacher/Childcare Provider	\$125.00
7400030609	07/23/2025	1007	MULTI-HEALTH SYSTEMS, INC.	10.0.2140.351.00.0000.00	PSYCH: ASRS Parent Forms (6-18 years)	\$125.00
					Check Total:	\$250.00
7400030610	07/23/2025	1007	MUSIC & ARTS CENTER, INC.	10.0.1100.323.31.0000.00	REPAIRS/TRUMPET BACH	\$169.00
7400030610	07/23/2025	1007	MUSIC & ARTS CENTER, INC.	10.3.0431.000.00.0000.00	Yamaha YTR 8335S Xeno Series Bb Trumpet Silver	\$2,788.60
					Check Total:	\$2,957.60
7400030611	07/23/2025	1007	MUTUAL OF OMAHA	10.3.0499.603.00.0000.00	LTD	\$3,514.62
					Check Total:	\$3,514.62
7400030554	07/10/2025	1000	MYSTERY SCIENCE INC./C/O DISCOVERY EDUC	10.3.0431.000.00.0000.00	Mystery Science	\$2,600.00
7400030554	07/10/2025	1000	MYSTERY SCIENCE INC./C/O DISCOVERY EDUC	10.3.0431.000.00.0000.00	Mystery Science	\$3,120.00
7400030554	07/10/2025	1000	MYSTERY SCIENCE INC./C/O DISCOVERY EDUC	10.3.0431.000.00.0000.00	Mystery Science	\$1,560.00
7400030554	07/10/2025	1000	MYSTERY SCIENCE INC./C/O DISCOVERY EDUC	10.3.0431.000.00.0000.00	Mystery Science	\$1,040.00
7400030554	07/10/2025	1000	MYSTERY SCIENCE INC./C/O DISCOVERY EDUC	10.3.0431.000.00.0000.00	2025-26 Mystery Packs	\$2,080.00
					Check Total:	\$10,400.00
7400030555	07/10/2025	1000	NATIONAL ASSOC OF SCHOOL PSYCHOLOGISTS	10.0.2140.351.00.0000.00	PSYCH: Homework Organization & Planning	\$71.00
					Check Total:	\$71.00
NCB	07/10/2025	1001	NATL RESTAURANT ASSOC SOLUTIONS LLC	10.0.2560.400.00.0000.00	ALLERGEN CERTIFICATE	\$25.00
					Check Total:	\$25.00
7400030612	07/23/2025	1007	NEWSELA, INC	10.3.0431.000.00.0000.00	Formative Gold	\$3,693.69
					Check Total:	\$3,693.69
7400030613	07/23/2025	1007	NICOR GAS	20.0.2540.465.00.0000.00	NATURAL GAS	\$239.60

Lincolnwood School District 74

Disbursement Detail Listing

Bank Name: COLE TAYLOR BANK - ACCOUNTS PAYABLE Date Range: 07/01/2025 - 07/31/2025 Sort By: Vendor
 Voucher Range: - Dollar Limit: \$0.00

Fiscal Year: 2025-2026

Print Employee Vendor Names Exclude Voided Checks Exclude Manual Checks Include Non Check Batches

Check Number	Date	Voucher	Payee	Account	Description	Amount
7400030613	07/23/2025	1007	NICOR GAS	20.0.2540.465.00.0000.00	NATURAL GAS	\$278.76
7400030613	07/23/2025	1007	NICOR GAS	20.0.2540.465.00.0000.00	NATURAL GAS	\$761.39
Check Total:						\$1,279.75
7400030556	07/10/2025	1000	NIIPC	10.0.2560.640.00.0000.00	NIIPC ANNUAL MEMBERSHIP DUES 2025-2026	\$800.00
Check Total:						\$800.00
7400030557	07/10/2025	1000	NILES TOWNSHIP DIST FOR SPECIAL EDUC 807	10.0.4120.320.35.0000.00	PRE PURCHASE 12 PLAY-BASED ASSESSMENTS	\$7,800.00
7400030557	07/10/2025	1000	NILES TOWNSHIP DIST FOR SPECIAL EDUC 807	10.0.4120.320.35.0000.00	3 PLAY-BASED	\$3,900.00
Check Total:						\$11,700.00
7400030614	07/23/2025	1007	NILES TOWNSHIP DIST FOR SPECIAL EDUC 807	10.0.1200.700.00.0000.00	PHONAK ROGER TOUCHSCREEN REPAIR	\$238.99
Check Total:						\$238.99
7400030615	07/23/2025	1007	NINA BUI	10.0.1100.230.00.0000.00	TUITION REIMBURSEMENT	\$422.57
Check Total:						\$422.57
NCB	07/10/2025	1001	NORTH COOK INTERMEDIATE SERVICE CENTER	10.0.2410.312.00.0000.03	CONFERENCE	\$200.00
NCB	07/10/2025	1001	NORTH COOK INTERMEDIATE SERVICE CENTER	10.0.2410.312.00.0000.03	REGISTRATION/MA	\$200.00
Check Total:						\$400.00
7400030558	07/10/2025	1000	NORTH SHORE TRANSIT	40.0.2550.331.35.0000.00	MONTHLY ROUTE COST/MAY 2025	\$71,922.00
7400030558	07/10/2025	1000	NORTH SHORE TRANSIT	40.0.2550.331.35.0000.00	MONTHLY ROUTE COST/JUNE 2025	\$14,044.70
Check Total:						\$85,966.70
7400030616	07/23/2025	1007	OAK BROOK MECHANICAL SERVICES, INC.	60.0.2530.500.00.0000.01	2025 TODD HALL TUNNEL PIPING REPLACEMENT	\$265,642.21
7400030616	07/23/2025	1007	OAK BROOK MECHANICAL SERVICES, INC.	90.0.2540.511.00.0000.01	2025 TODD HALL TUNNEL PIPING REPLACEMENT	\$85,000.00
7400030616	07/23/2025	1007	OAK BROOK MECHANICAL SERVICES, INC.	90.0.2540.511.00.3925.00	2025 TODD HALL TUNNEL PIPING REPLACEMENT	\$50,000.00
Check Total:						\$400,642.21

Lincolnwood School District 74

Disbursement Detail Listing

Bank Name: COLE TAYLOR BANK - ACCOUNTS PAYABLE Date Range: 07/01/2025 - 07/31/2025 Sort By: Vendor
 Voucher Range: - Dollar Limit: \$0.00

Fiscal Year: 2025-2026

Print Employee Vendor Names Exclude Voided Checks Exclude Manual Checks Include Non Check Batches

Check Number	Date	Voucher	Payee	Account	Description	Amount
7400030559	07/10/2025	1000	OCONOMOWOC DEVELOPMENTAL TRAINING	10.0.4120.670.35.3100.00	TUITION	\$5,185.18
7400030559	07/10/2025	1000	OCONOMOWOC DEVELOPMENTAL TRAINING	10.0.4120.670.35.4625.00	RESIDENTIAL	\$17,353.20
Check Total:						\$22,538.38
NCB	07/10/2025	1001	OFFICE DEPOT	10.0.1100.410.33.0000.03	MARKER/FOAM/STENCIL	\$53.06
NCB	07/10/2025	1001	OPENAI	10.0.2410.640.00.0000.03	SUBSCRIPTION/MAY 1-JUN 1, 2025	\$20.00
Check Total:						\$73.06
7400030617	07/23/2025	1007	PAR, INC.	10.0.2110.300.00.0000.00	SW: BRIEF2 Screening Parent/Teacher/Self-Report	\$387.00
Check Total:						\$387.00
NCB	07/10/2025	1001	PARK DISTRICT OF HIGHLAND PARK	10.0.1100.314.04.0000.01	FIELD TRIP	\$800.00
NCB	07/10/2025	1001	PERSONALIZATION MALL.COM	10.0.2310.400.00.0000.00	RETIREMENT PERSONALIZED CRYSTAL VASE	\$125.98
NCB	07/10/2025	1001	PERSONALIZATION MALL.COM	10.0.2310.400.00.0000.00	\$-11 DISCOUNT Applied - RETIREMENT PERSONALIZED	(\$11.00)
Check Total:						\$914.98
7400030618	07/23/2025	1007	PETRARCA,GLEASON,BOYLE & IZZO, LLC	10.0.2310.318.00.0000.00	SCHOOL LAW	\$4,975.00
7400030618	07/23/2025	1007	PETRARCA,GLEASON,BOYLE & IZZO, LLC	10.0.2310.318.00.0000.00	PROPERTY TAXES	\$525.00
Check Total:						\$5,500.00
NCB	07/03/2025	1005	PLANMEMBER	10.3.0499.500.00.0000.00	ANNUITIES PAYABLE	\$100.00
NCB	07/03/2025	1005	PLANMEMBER	20.3.0499.500.00.0000.00	ANNUITIES PAYABLE	\$600.00
NCB	07/18/2025	1012	PLANMEMBER	10.3.0499.500.00.0000.00	ANNUITIES PAYABLE	\$100.00
NCB	07/18/2025	1012	PLANMEMBER	10.3.0499.500.00.0000.00	ANNUITIES PAYABLE	\$100.00
NCB	07/18/2025	1012	PLANMEMBER	20.3.0499.500.00.0000.00	ANNUITIES PAYABLE	\$600.00
NCB	07/03/2025	1005	PLANMEMBER	10.3.0499.500.00.0000.00	ANNUITIES PAYABLE	\$100.00
Check Total:						\$1,600.00
7400030619	07/23/2025	1007	PLS 3RD LEARNING	10.3.0431.000.00.0000.00	Use of the platform and accounts needed for one	\$3,841.00

Lincolnwood School District 74

Disbursement Detail Listing

Bank Name: COLE TAYLOR BANK - ACCOUNTS PAYABLE Date Range: 07/01/2025 - 07/31/2025 Sort By: Vendor
 Voucher Range: - Dollar Limit: \$0.00

Fiscal Year: 2025-2026

Print Employee Vendor Names Exclude Voided Checks Exclude Manual Checks Include Non Check Batches

Check Number	Date	Voucher	Payee	Account	Description	Amount	
7400030619	07/23/2025	1007	PLS 3RD LEARNING	10.3.0431.000.00.0000.00	License included in the platform fee	\$0.00	
						Check Total:	\$3,841.00
7400030560	07/10/2025	1000	POWERSCHOOL GROUP LLC	10.0.1100.470.05.0000.00	Schoology LMS Subscription	\$5,666.06	
7400030560	07/10/2025	1000	POWERSCHOOL GROUP LLC	10.0.1100.470.05.0000.00	PowerSchool SIS Maintenance and Support	\$9,456.54	
7400030560	07/10/2025	1000	POWERSCHOOL GROUP LLC	10.0.1100.470.05.0000.00	PowerSchool Enrollment Registration	\$13,485.61	
						Check Total:	\$28,608.21
7400030620	07/23/2025	1007	PRO-ED, INC.	10.0.2150.300.00.0000.00	Fluharty-2 Profile/examiner record	\$123.20	
						Check Total:	\$123.20
7400030561	07/10/2025	1000	PROGRESSIVE TREE SERVICE	20.0.2540.310.00.0000.00	LANDSCAPING - Todd Hall: Remove two pear north of	\$5,420.00	
						Check Total:	\$5,420.00
NCB	07/10/2025	1001	PROVIDENCE ENGRAVING, LLC	10.0.1100.490.00.0000.00	PIANO FINISH WEDGES	\$39.30	
						Check Total:	\$39.30
7400030562	07/10/2025	1000	PURCHASE POWER	10.0.2570.340.00.0000.00	POSTAGE/FINANCE	\$74.13	
7400030562	07/10/2025	1000	PURCHASE POWER	10.0.2570.340.00.0000.00	POSTAGE	\$1,009.75	
						Check Total:	\$1,083.88
7400030621	07/23/2025	1007	REALLY GOOD STUFF	10.0.1100.410.22.0000.01	Landscape Oriented Writing Journal	\$230.93	
7400030621	07/23/2025	1007	REALLY GOOD STUFF	10.0.1100.410.22.0000.01	Writing Folder (Set of 12)	\$300.93	
						Check Total:	\$531.86
7400030563	07/10/2025	1000	RENAISSANCE LEARNING, INC.	10.0.1250.300.00.4300.00	FASTBRIDGE SUBSCRIPTION	\$7,786.47	
						Check Total:	\$7,786.47
NCB	07/10/2025	1001	RESTAURANT DEPOT	10.0.2560.410.00.0000.00	BARBEQUE	\$87.68	
NCB	07/10/2025	1001	RESTAURANT DEPOT	10.0.2560.410.00.0000.00	HONEYDEW/PEPPER/OLIVE	\$396.61	
NCB	07/10/2025	1001	RESTAURANT DEPOT	10.0.2560.410.00.0000.00	HAMBURGER BUNS	\$15.36	

Lincolnwood School District 74

Disbursement Detail Listing

Bank Name: COLE TAYLOR BANK - ACCOUNTS PAYABLE Date Range: 07/01/2025 - 07/31/2025 Sort By: Vendor
 Voucher Range: - Dollar Limit: \$0.00

Fiscal Year: 2025-2026

Print Employee Vendor Names Exclude Voided Checks Exclude Manual Checks Include Non Check Batches

Check Number	Date	Voucher	Payee	Account	Description	Amount	
NCB	07/10/2025	1001	RESTAURANT DEPOT	10.0.2560.410.00.0000.00	SAUCE PIZZA/DETCUP	\$94.88	
NCB	07/10/2025	1001	RESTAURANT DEPOT	10.0.2560.400.00.0000.00	DEGREASER	\$77.71	
NCB	07/10/2025	1001	RESTAURANT DEPOT	10.0.2560.410.00.0000.00	STRAWBERRIES/PINEAPPLE	\$215.75	
NCB	07/10/2025	1001	RESTAURANT DEPOT	10.0.2560.410.00.0000.00	BEEF/TOMATO	\$86.92	
NCB	07/10/2025	1001	RESTAURANT DEPOT	10.0.1100.490.00.0000.00	COFFEE SUPPLIES	\$20.52	
NCB	07/10/2025	1001	RESTAURANT DEPOT	10.0.2560.400.00.0000.00	DAWN/LINER PAN	\$75.96	
NCB	07/10/2025	1001	RESTAURANT DEPOT	10.0.2560.410.00.0000.00	OLIVE OIL/COOKIE	\$460.57	
NCB	07/10/2025	1001	ROSATI'S PIZZA	10.0.1100.450.15.0000.02	PIZZA	\$171.52	
NCB	07/10/2025	1001	SAM'S CLUB	10.0.2560.410.00.0000.00	WATER	\$47.88	
NCB	07/10/2025	1001	SAM'S CLUB	10.0.1100.450.15.0000.02	POPSICLES	\$49.90	
NCB	07/10/2025	1001	SAM'S CLUB	10.0.1100.450.15.0000.02	POPSICLES	\$39.92	
NCB	07/10/2025	1001	SAM'S CLUB	10.0.2560.400.00.0000.00	DISPOSABLES	\$23.96	
NCB	07/10/2025	1001	SAM'S CLUB	10.0.2560.410.00.0000.00	WATER	\$89.76	
						Check Total:	\$1,954.90
7400030622	07/23/2025	1007	SCHOOL DISTRICT #74	10.2.0111.000.00.0000.00	REIMB/LH BOUQUET	\$150.00	
						Check Total:	\$150.00
7400030564	07/10/2025	1000	SECURITY UNLIMITED, INC.	20.0.2540.320.00.0000.02	MAINTENANCE SERVICE	\$1,440.00	
						Check Total:	\$1,440.00
7400030623	07/23/2025	1007	SEESAW LEARNING, INC.	10.0.1100.470.05.0000.00	SEESAW FOR SCHOOLS	\$3,440.00	
						Check Total:	\$3,440.00
7400030565	07/10/2025	1000	SHARON CHURCHWELL	10.0.1100.391.00.0000.00	EXPENSE REIMBURSEMENT	\$425.92	
7400030565	07/10/2025	1000	SHARON CHURCHWELL	10.0.2210.312.00.0000.03	MILEAGE REIMBURSEMENT	\$205.80	
						Check Total:	\$631.72
7400030624	07/23/2025	1007	SKOKIE PAINT, INC.	20.0.2540.400.00.0000.02	PAINT	\$543.92	
						Check Total:	\$543.92
7400030566	07/10/2025	1000	SMITHEREEN COMPANY	20.0.2540.320.00.0000.04	TAGET PESTS/ADMIN BUILDING	\$45.00	
7400030566	07/10/2025	1000	SMITHEREEN COMPANY	20.0.2540.320.00.0000.02	REGULARLY SCHEDULED PC SERVICE	\$71.00	
7400030566	07/10/2025	1000	SMITHEREEN COMPANY	20.0.2540.320.00.0000.03	REGULARLY SCHEDULED PC SERVICE	\$78.00	

Lincolnwood School District 74

Disbursement Detail Listing

Bank Name: COLE TAYLOR BANK - ACCOUNTS PAYABLE Date Range: 07/01/2025 - 07/31/2025 Sort By: Vendor
 Voucher Range: - Dollar Limit: \$0.00

Fiscal Year: 2025-2026

Print Employee Vendor Names Exclude Voided Checks Exclude Manual Checks Include Non Check Batches

Check Number	Date	Voucher	Payee	Account	Description	Amount
7400030566	07/10/2025	1000	SMITHEREEN COMPANY	20.0.2540.320.00.0000.01	TARGET PESTS/TH	\$61.00
Check Total:						\$255.00
7400030567	07/10/2025	1000	SOCIAL THINKING	10.0.2110.400.00.0000.00	SW: Superflex Takes Flight game	\$72.46
Check Total:						\$72.46
NCB	07/10/2025	1001	SOLUTION TREE	10.0.2210.312.00.0000.01	WORK PORTABLE EVENT PACKAGE	\$689.00
Check Total:						\$689.00
7400030625	07/23/2025	1007	STANDARD PLUMBING SUPPLY, INC.	20.0.2540.400.00.0000.02	FLOODSTOPPER UNIVERSAL	\$45.60
7400030625	07/23/2025	1007	STANDARD PLUMBING SUPPLY, INC.	20.0.2540.400.00.0000.02	LEAK TRACER	\$25.55
Check Total:						\$71.15
7400030626	07/23/2025	1007	STEVENS CHEMICAL COMPANY	20.3.0431.000.00.0000.00	Terene	\$161.96
7400030626	07/23/2025	1007	STEVENS CHEMICAL COMPANY	20.3.0431.000.00.0000.00	Chic Stretch N Dust	\$576.45
7400030626	07/23/2025	1007	STEVENS CHEMICAL COMPANY	20.3.0431.000.00.0000.00	Mr.Clean Magic Eraser	\$363.05
7400030626	07/23/2025	1007	STEVENS CHEMICAL COMPANY	20.3.0431.000.00.0000.00	Lambskin Dusters	\$123.80
Check Total:						\$1,225.26
7400030568	07/10/2025	1000	STUCKEY CONSTRUCTION COMPANY, INC.	60.0.2530.500.00.0000.02	2024-25 RUTLEDGE HALL RENOVATIONS	\$1,640,000.00
Check Total:						\$1,640,000.00
7400030627	07/23/2025	1007	STUDIO GC	60.0.2530.319.00.0000.00	RH/LH GENERAL TRADES	\$1,039.05
7400030627	07/23/2025	1007	STUDIO GC	60.0.2530.319.00.0000.00	TH TUNNEL PIPING REPLACEMENT	\$2,576.64
7400030627	07/23/2025	1007	STUDIO GC	60.0.2530.319.00.0000.00	CONCRETE PAVING REPLACEMENT/RH/LH	\$2,980.40
Check Total:						\$6,596.09
NCB	07/10/2025	1001	TARGET	10.0.1100.400.19.0000.03	GIFT CARDS	\$60.00
NCB	07/10/2025	1001	TARGET	10.0.2410.315.00.0000.02	FRITO LAY/NATURE VALLEY	\$52.95
NCB	07/10/2025	1001	TARGET	10.0.1100.450.18.0000.03	BEATS/GIFT CARDS	\$516.79
Check Total:						\$629.74

Lincolnwood School District 74

Disbursement Detail Listing

Bank Name: COLE TAYLOR BANK - ACCOUNTS PAYABLE Date Range: 07/01/2025 - 07/31/2025 Sort By: Vendor
 Voucher Range: - Dollar Limit: \$0.00

Fiscal Year: 2025-2026

Print Employee Vendor Names Exclude Voided Checks Exclude Manual Checks Include Non Check Batches

Check Number	Date	Voucher	Payee	Account	Description	Amount
7400030628	07/23/2025	1007	TEAM REIL INC.	20.3.0431.000.00.0000.00	LSI_Drum Retro Kit-Kettle Drum 1.00 1,471.00	\$2,450.00
Check Total:						\$2,450.00
7400030569	07/10/2025	1000	TENNANT SALES AND SERVICE COMPANY	20.0.2540.320.00.0000.02	MAINTENANCE SERVICE	\$140.32
7400030569	07/10/2025	1000	TENNANT SALES AND SERVICE COMPANY	20.0.2540.320.00.0000.01	MAINTENANCE SERVICE	\$168.92
7400030569	07/10/2025	1000	TENNANT SALES AND SERVICE COMPANY	20.0.2540.320.00.0000.03	BATTERY/CABLE	\$1,615.87
Check Total:						\$1,925.11
7400030570	07/10/2025	1000	THE OFFICE OF THE STATE FIRE MARSHAL	20.0.2540.320.00.0000.02	WEBEN-JARCO HW STORAGE TANK CERTIFICATE FEE/RH	\$70.00
7400030570	07/10/2025	1000	THE OFFICE OF THE STATE FIRE MARSHAL	20.0.2540.320.00.0000.01	RAYPAK-HW STORAGE TANK CERTIFICATE FEE	\$70.00
Check Total:						\$140.00
7400030571	07/10/2025	1000	TK ELEVATOR CORPORTATION	20.0.2540.320.00.0000.02	GOLD-FULL MAINTENANCE	\$604.71
7400030571	07/10/2025	1000	TK ELEVATOR CORPORTATION	20.0.2540.320.00.0000.03	GOLD-FULL MAINTENANCE	\$604.71
Check Total:						\$1,209.42
7400030572	07/10/2025	1000	TOM YIM	10.0.1100.338.42.0000.03	SOCCER OFFICIAL	\$63.00
Check Total:						\$63.00
NCB	07/10/2025	1001	TRACERS	10.0.2310.300.00.0000.00	RESIDENCY	\$39.00
Check Total:						\$39.00
7400030573	07/10/2025	1000	TRINITY ECO SOLUTIONS LLC.	20.0.2540.416.00.0000.02	Tes 205 - Citra Float	\$1,019.70
Check Total:						\$1,019.70
7400030574	07/10/2025	1000	ULINE	20.0.2540.416.00.0000.01	Gloves Small	\$85.77
7400030574	07/10/2025	1000	ULINE	20.0.2540.416.00.0000.01	Gloves X-Large	\$85.77
7400030574	07/10/2025	1000	ULINE	20.0.2540.416.00.0000.01	Brooms	\$154.12
7400030574	07/10/2025	1000	ULINE	20.0.2540.416.00.0000.01	Stretch'N Dust Cloths	\$498.57
Check Total:						\$824.23
NCB	07/10/2025	1001	URHAUSEN GREENHOUSE	10.0.1100.449.00.0000.02	REFUND/TAXES	(\$3.76)
NCB	07/10/2025	1001	URHAUSEN GREENHOUSE	10.0.1100.449.00.0000.02	FLOWERS	\$40.48
NCB	07/18/2025	1012	VALIC	10.3.0499.500.00.0000.00	ANNUITIES PAYABLE	\$1,100.00
NCB	07/03/2025	1005	VALIC	10.3.0499.500.00.0000.00	ANNUITIES PAYABLE	\$1,100.00

Lincolnwood School District 74

Disbursement Detail Listing

Bank Name: COLE TAYLOR BANK - ACCOUNTS PAYABLE Date Range: 07/01/2025 - 07/31/2025 Sort By: Vendor
 Voucher Range: - Dollar Limit: \$0.00

Fiscal Year: 2025-2026

Print Employee Vendor Names Exclude Voided Checks Exclude Manual Checks Include Non Check Batches

Check Number	Date	Voucher	Payee	Account	Description	Amount	
NCB	07/03/2025	1005	VALIC	10.3.0499.500.00.0000.00	ANNUITIES PAYABLE	\$1,100.00	
NCB	07/18/2025	1012	VALIC	10.3.0499.500.00.0000.00	ANNUITIES PAYABLE	\$1,100.00	
						Check Total:	\$4,436.72
7400030629	07/23/2025	1007	VERITIV OPERATING COMPANY-1	10.0.1100.404.00.0000.04	FUEL OR ENERGY SURCHARGE/INV#21-62912	\$15.00	
						Check Total:	\$15.00
7400030630	07/23/2025	1007	VILLAGE OF LINCOLNWOOD	20.0.2540.370.00.0000.00	WATER	\$13.57	
7400030630	07/23/2025	1007	VILLAGE OF LINCOLNWOOD	20.0.2540.370.00.0000.00	WATER	\$699.97	
7400030630	07/23/2025	1007	VILLAGE OF LINCOLNWOOD	20.0.2540.370.00.0000.00	WATER	\$70.77	
7400030630	07/23/2025	1007	VILLAGE OF LINCOLNWOOD	20.0.2540.370.00.0000.00	WATER	\$471.17	
7400030630	07/23/2025	1007	VILLAGE OF LINCOLNWOOD	20.0.2540.370.00.0000.00	WATER	\$848.69	
						Check Total:	\$2,104.17
7400030575	07/10/2025	1000	VILLAGE OF SKOKIE	10.0.1100.411.18.0000.03	TRAFFIC/SECURITY PROVIDED FOR 8TH GRADE	\$324.03	
						Check Total:	\$324.03
7400030578	07/18/2025	1008	VISION SERVICE PLAN	10.3.0499.604.00.0000.00	EMPLOYEE BENEFIT- VISION	\$280.80	
7400030578	07/18/2025	1008	VISION SERVICE PLAN	20.3.0499.604.00.0000.00	EMPLOYEE BENEFIT- VISION	\$23.40	
7400030578	07/18/2025	1008	VISION SERVICE PLAN	10.3.0499.604.00.0000.00	EMPLOYEE BENEFIT- VISION	\$280.80	
7400030578	07/18/2025	1008	VISION SERVICE PLAN	20.3.0499.604.00.0000.00	EMPLOYEE BENEFIT- VISION	\$23.40	
						Check Total:	\$608.40
NCB	07/10/2025	1001	WALMART	10.0.1100.400.19.0000.03	WATER	\$92.78	
NCB	07/10/2025	1001	WALMART	10.0.1100.400.19.0000.03	COTTON/WOOD STICKS/FOAM CUPS	\$194.66	
NCB	07/10/2025	1001	WALMART	10.0.1100.400.19.0000.03	STEM SUPPLIES	\$79.41	
						Check Total:	\$366.85
7400030631	07/23/2025	1007	WAREHOUSE DIRECT	20.0.2540.416.00.0000.03	Center Pull Paper Towel	\$525.00	
7400030631	07/23/2025	1007	WAREHOUSE DIRECT	20.0.2540.320.00.0000.03	INSPECTION AND BATTERIES REPLACED	\$1,423.28	
						Check Total:	\$1,948.28
NCB	07/10/2025	1001	WASTENOT, INC.	10.0.2560.300.00.0000.00	COMPOST SERVICES	\$408.00	

Lincolnwood School District 74

Disbursement Detail Listing

Bank Name: COLE TAYLOR BANK - ACCOUNTS PAYABLE Date Range: 07/01/2025 - 07/31/2025 Sort By: Vendor
 Voucher Range: - Dollar Limit: \$0.00

Fiscal Year: 2025-2026

Print Employee Vendor Names Exclude Voided Checks Exclude Manual Checks Include Non Check Batches

Check Number	Date	Voucher	Payee	Account	Description	Amount	
NCB	07/10/2025	1001	WEBSTAURANTSTORE	10.0.2560.640.00.0000.00	WEBSTAURANT PLUS MEMBERSHIP	\$99.00	
NCB	07/10/2025	1001	WEBSTAURANTSTORE	10.0.1100.423.36.0000.03	STORAGE BIN WITH SLIDING LID	\$249.98	
NCB	07/10/2025	1001	WEBSTAURANTSTORE	10.0.2560.400.00.0000.00	LATEX GLOVES	\$77.98	
						Check Total:	\$834.96
7400030632	07/23/2025	1007	WELLS FARGO VENDOR FINANCIAL SERV.,LLC	10.0.1100.325.00.0000.00	COVERAGE PERIOD-5/05/2025-6/07/2	\$2,048.72	
7400030632	07/23/2025	1007	WELLS FARGO VENDOR FINANCIAL SERV.,LLC	10.0.1100.325.00.0000.00	COVERAGE PERIOD-6/08/2025-7/07/2	\$2,048.72	
7400030632	07/23/2025	1007	WELLS FARGO VENDOR FINANCIAL SERV.,LLC	10.0.1100.325.00.0000.00	COVERAGE PERIOD-7/08/2025-8/07/2	\$2,048.72	
						Check Total:	\$6,146.16
NCB	07/10/2025	1001	WENDELLA	10.0.1100.314.04.0000.03	BALANCE/WENDELLA TOUR/JUNE 11, 2025	\$34.00	
NCB	07/10/2025	1001	WILLS PLACE	10.0.2310.315.00.0000.00	CHOCOLATE CHIP COOKIE	\$30.00	
NCB	07/10/2025	1001	WOODLAND MANUFACTURING	20.0.2540.530.00.0000.03	CUSTOM SCHOOL SIGN	\$1,879.99	
						Check Total:	\$1,943.99
7400030576	07/10/2025	1000	WPS	10.0.2150.300.00.0000.00	CASL-2 Comprehensive Form (10pack)	\$96.80	
						Check Total:	\$96.80
7400030633	07/23/2025	1007	ZANER-BLOSER	10.0.1100.410.22.0000.02	LANGUAGE ARTS SUPPLIES - RUTLEDGE	\$0.00	
7400030633	07/23/2025	1007	ZANER-BLOSER	10.0.1100.410.22.0000.02	LANGUAGE ARTS SUPPLIES - RUTLEDGE	\$2,048.75	
						Check Total:	\$2,048.75
						Bank Total:	\$3,008,460.95

Lincolnwood School District 74

Disbursement Detail Listing

Bank Name: COLE TAYLOR BANK - ACCOUNTS PAYABLE

Date Range: 07/01/2025 - 07/31/2025

Sort By: Vendor

Fiscal Year: 2025-2026

Voucher Range: -

Dollar Limit: \$0.00

Print Employee Vendor Names

Exclude Voided Checks

Exclude Manual Checks

Include Non Check Batches

Check Number	Date	Voucher	Payee	Account	Description	Amount
			<u>Fund</u>			<u>Amount</u>
			10			\$270,373.95
			20			\$184,503.91
			40			\$260,564.85
			60			\$2,158,018.24
			90			\$135,000.00
			Fund Totals:			\$3,008,460.95

End of Report

Disbursements Grand Total: \$3,008,460.95

IN THE CIRCUIT COURT OF COOK COUNTY ILLINOIS
COUNTY DEPARTMENT, COUNTY DIVISION

Taxpayers-Objectors,)
A F MOORE ASSOCIATES, *et al.*,)
)
Plaintiffs,)
)
v.)
)
MARIA PAPPAS, Cook County Treasurer and)
Ex-Officio Cook County Collector,)
)
Defendant,)
)
SCHOOL DISTRICT 74,)
)
Taxing District.)

2011 Tax Year

Case No. 13 COTO 2*

** Complaint by Lead Objector for the Suburban Taxing Districts (Country Towns)*

STIPULATION AND AGREEMENT

It is hereby stipulated and agreed to by and between the undersigned parties that the 2011 objections to the property tax rate of the SCHOOL DISTRICT 74 tax district be sustained for the rate on the \$100 of equalized assessed valuation, and withdrawn as to the balance of the objections, subject to the approval of the State's Attorney of Cook County, Illinois:

Rate of Objections Sustained


0.006

Taxing District Representative:

Date: _____

Adam Powers
Brotshul Potts, LLC
161 N. Clark Street, Suite 1600
Chicago, IL 60601
Tel: 312-551-9003
Fax: 312-277-3278
Firm No. 43421
apowers@brotshulpotts.com
Attorney for Plaintiffs-Taxpayers

For Plaintiffs:


Adam Powers

IN THE CIRCUIT COURT OF COOK COUNTY ILLINOIS
COUNTY DEPARTMENT, COUNTY DIVISION

Taxpayers-Objectors,)
A S GAS STATION, *et al*,)
)
Plaintiffs,)
v.)
MARIA PAPPAS, Cook County Treasurer and)
Ex-Officio Cook County Collector,)
Defendant,)
SCHOOL DISTRICT 74,)
Taxing District.)

2012 Tax Year

Case No. 13 COTO 7102*

** Complaint by Lead Objector for the Suburban Taxing Districts (Country Towns)*

STIPULATION AND AGREEMENT

It is hereby stipulated and agreed to by and between the undersigned parties that the 2012 objections to the property tax rate of the SCHOOL DISTRICT 74 tax district be sustained for the rate on the \$100 of equalized assessed valuation, and withdrawn as to the balance of the objections, subject to the approval of the State's Attorney of Cook County, Illinois:

Rate of Objections Sustained


0.006

Taxing District Representative:

Date: _____

Adam Powers
Brotshul Potts, LLC
161 N. Clark Street, Suite 1600
Chicago, IL 60601
Tel: 312-551-9003
Fax: 312-277-3278
Firm No. 43421
apowers@brotshulpotts.com
Attorney for Plaintiffs-Taxpayers

For Plaintiffs:


Adam Powers

IN THE CIRCUIT COURT OF COOK COUNTY ILLINOIS
COUNTY DEPARTMENT, COUNTY DIVISION

Taxpayers-Objectors,)
A F MOORE ASSOCIATES, et al.,)
)
Plaintiffs,)
v.)
MARIA PAPPAS, Cook County Treasurer and)
Ex-Officio Cook County Collector,)
Defendant,)
SCHOOL DISTRICT 74,)
Taxing District.)

2013 Tax Year

Case No. 14 COTO 6339*

** Complaint by Lead Objector for the Suburban Taxing Districts (Country Towns)*

STIPULATION AND AGREEMENT

It is hereby stipulated and agreed to by and between the undersigned parties that the 2013 objections to the property tax rate of the SCHOOL DISTRICT 74 tax district be sustained for the rate on the \$100 of equalized assessed valuation, and withdrawn as to the balance of the objections, subject to the approval of the State's Attorney of Cook County, Illinois:

Rate of Objections Sustained


0.006

Taxing District Representative:

Date: _____

Adam Powers
Brotschul Potts, LLC
161 N. Clark Street, Suite 1600
Chicago, IL 60601
Tel: 312-551-9003
Fax: 312-277-3278
Firm No. 43421
apowers@brotschulpotts.com
Attorney for Plaintiffs-Taxpayers

For Plaintiffs:


Adam Powers

IN THE CIRCUIT COURT OF COOK COUNTY ILLINOIS
COUNTY DEPARTMENT, COUNTY DIVISION

Taxpayers-Objectors,)
A AGARWAL, LLC, et al.,)

Plaintiffs,)

v.)

MARIA PAPPAS, Cook County Treasurer and)
Ex-Officio Cook County Collector,)

Defendant,)

SCHOOL DISTRICT 74,
Taxing District.

2014 Tax Year

Case No. 15 COTO 7231*

** Complaint by Lead Objector for the Suburban Taxing Districts (Country Towns)*

STIPULATION AND AGREEMENT

It is hereby stipulated and agreed to by and between the undersigned parties that the 2014 objections to the property tax rate of the SCHOOL DISTRICT 74 tax district be sustained for the rate on the \$100 of equalized assessed valuation, and withdrawn as to the balance of the objections, subject to the approval of the State's Attorney of Cook County, Illinois:

Rate of Objections Sustained


0.006

Taxing District Representative:

Date: _____

Adam Powers
Brotschul Potts, LLC
161 N. Clark Street, Suite 1600
Chicago, IL 60601
Tel: 312-551-9003
Fax: 312-277-3278
Firm No. 43421
apowers@brotschulpotts.com
Attorney for Plaintiffs-Taxpayers

For Plaintiffs:


Adam Powers