

Board of Education Regular Meeting
Monday, December 12, 2022 5:30 PM
McKinley Education Center
301 West F Street
North Platte, NE 69103-1557

1. Call to Order
2. Roll Call
3. Posting of the Open Meetings Act
4. Pledge of Allegiance and Announcements
5. Communications
 - 5.1. Special Presentation
 - 5.2. Foundation Report
 - 5.3. Recognitions
 - 5.3.1. Staff Members of the Month
 - 5.3.2. Outgoing Board Members
 - 5.4. Superintendent's Report
 - 5.5. Board Comments
 - 5.6. Committee Reports
 - 5.6.1. December 6, 2022, meeting of the Personnel, American Civic, Curriculum, Student Services and Communication subcommittee
 - 5.6.2. December 8, 2022, meeting of the Finance, Facilities, Operations and Legislation subcommittee
6. Consent Agenda
 - 6.1. Approve the agenda for the December 12, 2022, regular meeting of the Board of Education

- 6.2. Approve the publication of the December 12, 2022, regular meeting of the Board of Education
- 6.3. Approve the minutes of the November 14, 2022, regular meeting of the Board of Education
- 6.4. Approve the minutes of the December 6, 2022, meeting of the Personnel, American Civic, Curriculum Student Services and Communication subcommittee of the Board of Education
- 6.5. Approve the minutes of the December 8, 2022, meeting of the Finance, Facilities, Operations and Legislation subcommittee of the Board of Education
- 6.6. Request approval of reimbursement to Board President Skip Altig
- 6.7. Request approval for reimbursement of Board Vice President Jo Ann Lundgreen
- 6.8. Request approval of reimbursement to Board Member Elect Emily Garrick
- 6.9. Accept the resignation of Melissa Schult effective on or about May 24, 2023
- 6.10. Accept the resignation of Camille Oberg effective on or about May 24, 2023
- 6.11. Approve the resignation of Karen Malmkar on or about May 24, 2023
- 6.12. Approve the teaching contract for Danielle Spencer effective January 5, 2023
- 6.13. Approval of Financial Claims and Reports
7. Reports and Discussion Items
 - 7.1. Boys Town Intervention Program Presentation
 - 7.2. Staffing Update
 - 7.3. Monthly Financial & Budget Report
 - 7.4. Legislative Update
8. Public Comment
9. Action Items
 - 9.1. Request approval to add Dean of Student positions to selected schools

10. Future Board Calendar

11. Adjournment

**Board of Education Regular Meeting
McKinley Education Center
301 West F Street
North Platte, NE 69103-1557
Monday, November 14, 2022 5:30 PM**

1. Call to Order

2. Roll Call

All Present: Angela Blaesi, Mark Nicholson, Matthew Pederson, Skip Altig, Jo Ann Lundgreen and Ivan Mitchell

3. Posting of the Open Meetings Act

4. Pledge of Allegiance and Announcements

5. Communications

5.1. Special Presentation

Dana Sorenson and Logan Streeter were recognized as the October Bulldogs of the Month

5.2. Foundation Report

North Platte Public Schools Foundation Director, Terri Burchell, announced that the Dancing with the Stars fundraiser is returning. She also noted that 10,000 request for giving NPPSF letters have been sent.

5.3. Recognitions

In conjunction with the North Platte Public Schools Foundation the District recognized the following certified and classified employees of the month:

Adam Hoatson from McDonald Elementary and Mayra Rodriquez from Buffalo Preschool were recognized as the NPPSD August Employees of the Month.

Alice Boyer from Adams Middle School and Tina Mathieu from the High School were recognized as the NPPSD September employees of the month.

Collin Swedberg from the High School and Ciera Andrews from Madison School were recognized as the NPPSD October employees of the month.

5.4. Superintendent's Report

Superintendent Rhodes reported NPPSD staff participated in Boys Town Training today. He mentioned that the December Board meeting will held in the McKinley development center as a trial run for a potentially permanent relocation of North Platte Public School Board meetings. Dr. Rhodes talked about the upcoming Nebraska Association of School Board annual meeting and New Board Member workshop that District participants will be attending. He went on to wish students, staff and community a Happy Thanksgiving.

5.5. Board Comments

Board President Skip Altig noted that Cindy O'Connor, Board member elect, was in the audience. Mr. Altig reported that although he has been to the high school many times in the years since his retirement, this month he took an official tour with principal Cory Spotanski and remarked on some of the changes Mr. Spotanski is making. President Altig also talked about the ACT Prep that is being offered to Juniors at the High School. He saw the One Act play and wished them luck in the upcoming competitions.

Jo Ann Lundgreen reported she attended the end of the year dinner for the NPHS golf team. She also attended the fall choir concert and football games. She attended state marching band and the one act plays as well as the veteran's day parade. Mrs. Lundgreen read to the first and second grade students at Lincoln school. She visited with Mr. Spotanski at the High School and was appreciative that the finance committee meetings have been on location so the principals could sit into see the Board in action. She is also appreciative of the social media presence of NPPSD and Superintendent Rhodes howcasing creative teaching methods and sharing out information from the classrooms.

Angela Blaesi reported that she attended classes at Adams, Madison and the High School. She was impressed with the teaching staff's ability to handle the diversity of students in their classrooms.

Matthew Pederson also enjoyed having the subcommittee meeting at Adams and liked to see firsthand the HVAC project finished with new lighting, improved air quality, etc. His also reported that his kids have started attending Lady Bug Crossing Daycare and thought it was cool the early childhood class from NPHS came and got the experience of working with young children.

5.6. Committee Reports

5.6.1. November 8, 2022, meeting of the Personnel, American Civic, Curriculum, Student Services and Communication subcommittee

Mark Nicholson reported on items discussed at this meeting including the proposed Dean of Students positions, a staffing update, a pre-school study, an English learner language study, a bussing update, and remodeling at McKinley Education Center.

5.6.2. November 10, 2022, meeting of the Finance, Facilities, Operations and Legislation subcommittee

Ivan Mitchell reported on this committee which toured Adams Middle School to view the completed HVAC update. They also discussed the annual audit, staffing and the Dean of Students proposal, McDonald School HVAC bids, a bussing update and an ESSERS update.

6. Consent Agenda

6.1. Approve the agenda for the November 14, 2022, regular meeting of the Board of Education

6.2. Approve the publication of the November 14, 2022, regular meeting of the Board of Education

6.3. Approve the minutes of the October 10, 2022, regular meeting of the Board of Education

6.4. Approve the minutes of the November 8, 2022, meeting of the Personnel, American Civic, Curriculum Student Services and Communication subcommittee of the Board of Education

6.5. Approve the minutes of the November 10, 2022, meeting of the Finance, Facilities, Operations and Legislation subcommittee of the Board of Education

6.6. Accept the resignation of Dawn Wheeler effective on or about May 24, 2023

6.7. Accept the resignation of David Milleson effective on or about May 24, 2023

6.8. Approve the teaching contract for Jefferson Cox effective January 5, 2023.

6.9. Approval of Financial Claims and Reports

Motion by Matthew Pederson second by Jo Ann Lundgreen to approve the consent agenda as presented.

Yeas: Mark Nicholson, Matthew Pederson, Skip Altig, Jo Ann Lundgreen, Ivan Mitchell and Angela Blaesi

7. Reports and Discussion Items

7.1. Dean of Students Presentation

Superintendent, Dr. Todd Rhodes, outlined the rationale for potentially adding Dean of Students positions to support building administrators and staff. Student Services Director, Brandy Buscher, reported on increased student behaviors since students have returned to in-school learning after the pandemic. The goal is for students to remain at school behavior incidents have increase in frequency and severity and de-escalation is taking longer than in the past. She noted various strategies that are currently being used and how additional administrative support could help all involved in the learning process. Mrs. Buscher also commented on the goal to have counselors be student mental health support rather than administrative support in the buildings. The goal is for counselor's to be student support not disciplinarians. Human Resources Director, Kevin Mills, talked about the NextGen Academy and the efforts being made to "grown our own" administrators, which could create potential Dean of Student candidates. It was also noted that if internal candidates were chosen their current District positions would need to be able to be filled. Executive Director of Finance, Stuart Simpson, outline potential salaries and funding strategies if these positions are approved. Mrs. Lundgreen expressed her support of adding the positions. She feels it is great support for teachers, administrators and students. Ms. Blaesi agreed with Mrs. Lundgreen and feels it would be fantastic for the kids. Matthew Pederson noted that the trend of student incidents increasing in frequency and severity is not isolated to North Platte and is happening across the state. He also asked about the proposed number and allocation of Dean of Students. Mr. Mills reported that they are likely to ask for approval for three Dean of Students who would be allocated to the elementary schools and Madison based on need. Potentially it could be expanded to a request for five positions depending on other strategies that are currently being considered. Mrs. Lundgreen asked Mrs. Buscher to explain the SWIS behavior data collection system and how the detail data collected is used to deter potential student behavior. The SWIS program also has a student dashboard for each student that can help identify the source of the disruption and perhaps intervene prior to the next incident. Mrs. Lundgreen noted that addressing behaviors at a young age helps students with their school career. The Board thanked Kevin Mills and Brandy Buscher for their work towards informing the board on this topic. Ivan Mitchell noted the potential issue with staffing these positions could create considering the national teacher/employee shortage. He feels he was originally skeptical of the addition of these positions but considering the limited employee pool for other types of positions and the upcoming expansion of North Platte he is now in support. Mr. Mitchell is also in support of optimizing the use of counselors. He feels this is a good decision and approves of the thought put into the staffing side of it. Superintendent Rhodes noted that even if approved the District may not have three deans in

place next year. He noted that we don't want to "rob" the classroom of good teachers especially in high demand content areas.

7.2. Staffing Update

Human Resources Director, Kevin Mills, talked about a potential hire and pointed out the first two retirements in tonight's consent agenda for the 2022-2023 school year. He said that he is working with an international agency and interviewing candidates from the Philippines. Most of these candidates have master's degrees and all have at least 5 years of experience. President Altig asked for elaboration on the experience of other school Districts regarding hiring international teaching staff. Dr. Rhodes has spoken to administration at Lexington Public Schools and outlined the forms and timelines needed for both the US Visas and certification through Nebraska Department of Education. Because of paperwork timing these teachers would have to be under contract by July 1. They would do curriculum work for the District while waiting for their certification from NDE. In response to a question from Matthew Pederson, Mr. Mills explained that an international teacher can stay for three years and potentially up to five years.

7.3. Finalized Student Enrollment for the 2022-2023 School Year

Executive Director of Finance, Stuart Simpson, presented the official enrollment number of students for North Platte Public Schools for the 2022-2023 school year which is 3528. He also reported on the number of students who have optioned in and out of North Platte Public Schools. Mr. Simpson noted these figures are used to determine state aid as well as staffing in the classrooms. Matthew Pederson noted that Mr. Simpson monitors the student enrollment figures all throughout the year. Mrs. Lundgreen asked about the number of mid-year graduates for this year. Superintendent Rhodes commented that the early graduation application process is not yet complete.

7.4. Monthly Financial & Budget Report

Mr. Simpson went on to summarize the monthly financial reports and cash on hand. He noted that the property tax revenue slows down in the winter but will pick back up in the spring. He said that an ESSERS reimbursement was received today. He also noted that the expenditures for the high school skylight repair expenses will mostly be reimbursed by insurance. He is waiting for the claim to be processed. President Altig asked about the Lake School Bond which Mr. Simpson reported will be paid off next month.

7.5. Legislative Update

Mr. Simpson noted that committee chair positions in the Unicameral will be changing. Also property tax adjustments and state aid funding bills will also be watched for how they affect NPPSD. President Altig noted his legislative committee will be meeting on the 11th to discuss possibilities. Superintendent Rhodes spoke about the potential change in the educational committee chair person.

7.6. Superintendent Evaluation

It is required by Nebraska State Statute that a new superintendent be evaluated twice in the first year of employment. The Nebraska Association of School Boards evaluation tool was completed by the six board members prior to this meeting. Dr. Rhodes also completed a self-evaluation. President Altig noted the Board scored Dr. Rhodes higher than he scored himself on a number of

areas. Matthew Pederson commented that the NASB evaluation tool provided a better opportunity for feedback than evaluation methods used in the past. It was noted that Dr. Rhodes has only been with the District a few months. The Board liked that Dr. Rhodes has been visiting out in the buildings. Ivan Mitchell commented that he feels we hired the right person and that he is pleased with the transition. Mrs. Lundgreen commented that administrators have told her they feel supported and there is a lot of positivity across the District. Ms. Blaesie talked about the positivity and support in the District. The areas identified as in need of improvement were nearly the same from the Board and Superintendent Rhodes. All Board members commented favorability on Dr. Rhodes.

8. Public Comment

Jennifer Thomas – 1302 Hackberry Rd – Expressed concerns regarding content of a book and video being used at her student’s school.

9. Action Items

9.1. Request approval of McDonald Elementary HVAC system bid

Executive Director Simpson noted that ESSERS III funds can be used for HVAC improvements and that McDonald school is in need of an HVAC upgrade. Matthew Pederson pointed out that these upgrades will take a significant amount of time due to supply chain delays. The slightly higher bid from Mechanical Sales of \$300,279 is being recommended. Ms. Blaesie asked why the lowest bid isn’t the bid being recommended. Mr. Simpson commented that the quality of product as well as repair support were considered in the recommendation selection. Mr. Pederson commented that even though the units themselves may not be here until next July the preparation work in the building could happen prior to their arrival. Mr. Simpson also noted that a new roof was planned for McDonald school this year but that will be delayed until the HVAC upgrade is complete.

Motion by Matthew Pederson second by Angela Blaesie to approve the recommended HVAC bid for McDonald Elementary

Yeas: Matthew Pederson, Skip Altig, Jo Ann Lundgreen, Ivan Mitchell, Angela Blaesie and Mark Nicholson

9.2. Request approval of 2021-2022 Audit

As required by Nebraska statute North Platte Public Schools is audited annually by an independent accounting agency. Mr. Simpson presented the audit letter which stated that no issues were found. Executive Director Simpson thanked his staff, Cindy O’Connor, Travis Ouderkirk and Janelle Uehling for their hard work during the year enabling the District to receive the positive audit and maintaining accounting practices throughout the year.

Motion by Matthew Pederson second by Angela Blaesie to approve the annual North Platte Public Schools audit report.

Yeas: Skip Altig, Jo Ann Lundgreen, Ivan Mitchell, Angela Blaesie, Mark Nicholson and Matthew Pederson

9.3. Request approval of Superintendent Evaluation

President Altig recommended the timeline for the next superintendent evaluation to be in April of 2023. Matthew Pederson recommended the Boards third area for improvement, Community Relations, be added to the other two items identified by the Board and Dr. Rhodes as areas for

improvement. Ivan Mitchell commented that it takes time to build relations and there just hasn't been enough time. Mrs. Lundgreen commented on how student internships help build those relationships.

Motion by Matthew Pederson second by Angela Blaesi to approve the superintendent evaluation as presented with Standard #4 Educational Leadership, Standard #1 Mission, Vision and Goals and Standard #6 Community Relations identified as areas of focus by the Board.

Yeas: Jo Ann Lundgreen, Ivan Mitchell, Angela Blaesi, Mark Nicholson, Matthew Pederson and Skip Altig

10. Future Board Calendar

Future Board professional development opportunities were discussed.

11. Adjournment

Motion by Angela Blaesi second by Ivan Mitchell to adjourn this regular meeting of the North Platte Public Schools Board of education at 7:32 p.m.

Yeas: Ivan Mitchell, Angela Blaesi, Mark Nicholson, Matthew Pederson, Skip Altig and Jo Ann Lundgreen

President, Skip Altig

Secretary, Matthew Pederson

**Board of Education Personnel, American Civic, Curriculum Student Services
and Communication Subcommittee –12/6/2022 Summary**

Topic	Summary/Discussion
Present	<p>Angela Blaesi, Mark Nicholson, Skip Altig, Amber Garza, Brandy Buscher, Vikki Carlson, Lyndsey Douglas, Kevin Mills, Stuart Simpson and Todd Rhodes.</p> <p>Meeting began at 7:00 a.m.</p>
Purpose & Direction	<p>The purpose of the North Platte Public School District (NPPSD) is to prepare ALL students to be productive, responsible citizens in a safe, caring, supportive learning environment. Our direction is to prepare every student for success through high-quality educational programs delivered by highly effective educators who use innovative, researched-based strategies in a safe, supportive environment in collaboration with family, businesses, and community members.</p>
Boys Town Intervention	<p>Amber Garza reported on the Boys Town Support Specialist program at Adams Middle School which was made possible through a Crime Commission grant. Ms. Garza outlined information regarding how the program works and a summary of activities so far.</p>
AQUESTT	<p>Curriculum Directors, Vikki Carlson & Lyndsey Douglas, reviewed the AQUESTT results which have now been released by the Nebraska Department of Education.</p> <p>Many factors, not the least of which was the pandemic, have impacted testing and results for the last few years.</p>
Staffing	<p>Director of Human Resources, Kevin Mills, summarized recent certified staff resignations and recruiting methods being used to fill those positions.</p>
Administrator Salaries	<p>Following NPPSD Policy #1010 the process of reviewing and setting administrator salaries has begun.</p>
Dean of Students	<p>Superintendent Rhodes asked the Board members if they had any additional questions on the proposed new Dean of Student positions. This item will move forward for approval at the next regular meeting of the NPPSD Board of Education.</p>
Resignations	<p>Superintendent Rhodes noted that copies of the resignation letters that will be on the consent agenda of Monday's meeting, are attached to the agenda of this meeting for Board member information.</p>
Adjourned	<p>Meeting adjourned at 7:55 a.m.</p>

Finance/Communication Subcommittee Meeting
12/8/2022 Summary

Topic	Summary/Discussion
Present	Stuart Simpson, JoAnn Lundgreen, Ivan Mitchell, Todd Rhodes, Lyndsey Douglas Meeting Began at 7:34 am
NPPSD Purpose & Direction	The purpose of the North Platte Public School District (NPPSD) is to prepare ALL students to be productive, responsible citizens in a safe, caring, supportive learning environment. Our direction is to prepare every student for success through high-quality educational programs delivered by highly effective educators who use innovative, researched-based strategies in a safe, supportive environment in collaboration with family, businesses, and community members.
Tour Eisenhower	Mr. Simpson gave the board a tour of Eisenhower Elementary to show the issues in regards to the HVAC & windows.
AQuestt	Curriculum Director, Lyndsey Douglas, reviewed the AQUESTT results which have now been released by the Nebraska Department of Education. Many factors, not the least of which was the pandemic, have impacted testing and results for the last few years.
Administration Salaries	Following NPPSD Policy #1010 the process of reviewing and setting administrator salaries has begun.
ESSERS	Discussed the ESSERS II and ESSERS III programs. Identified the remaining funds in ESSERS II and reflected on what we will be doing with ESSERS III.
Priority in the Building Fund	The Board reviewed the building projects past and present.
Cash Reserve Percentage	We retained a cash reserve percentage for 4 years through 2021-2022.
AFR & State Aid 2023-2024	December 1 st we received the confirmations of state aid components. There was a 7% increase in property valuations for our county which is reflected in the state aid calculation.
Audit Costs	Mr. Simpson reviewed the Audit costs for the year. Dana F. Cole is the company that conducts our audits. Their fees are in line with other companies across the state that do school district audits.

Cody Park Tennis Courts	Dr. Rhodes has been talking to the City in regards to entering another maintenance agreement with the City for maintenance of the Tennis Courts.
Rec Center Interlocal	The District has a verbal agreement with the City to provide a \$35,000 maintenance agreement for use of their facilities.
Dean of Students	Superintendent Rhodes asked the Board members if they had any additional questions on the proposed new Dean of Student positions. This item will move forward for approval at the next regular meeting of the NPPSD Board of Education.
Resignations	Superintendent Rhodes noted that copies of the resignation letters that will be on the consent agenda of Monday's meeting, are attached to the agenda of this meeting for Board member information.
Meeting Adjourned	9:00 am



1001 CASS STREET
 OMAHA, NE 68102
 United States of America
 TELEPHONE 402-998-3400 • FAX 402-998-4242
 Reservations
 www.hilton.com or 1 800 HILTONS

ALTIG, SKIP DELBERT
 2221 W E ST
 NORTH PLATTE NE 69101
 UNITED STATES OF AMERICA

Room No: 5031/K1
 Arrival Date: 11/16/2022 3:44:00 PM
 Departure Date: 11/18/2022 7:02:00 AM
 Adult/Child: 1/0
 Cashier ID: MGREEN
 Room Rate: 151.00
 AL:
 HH #
 VAT #
 Folio No/Che 1762512 A

Confirmation Number: 3312255958

HILTON OMAHA 11/18/2022 7:01:00 AM

DATE	DESCRIPTION	ID	REF NO	CHARGES	CREDIT	BALANCE
11/16/2022	PARKING SELF - OVERNIGHT	MGREEN	7273771	\$7.50		
11/17/2022	PARKING SELF - OVERNIGHT	CGOLDE1	7274851	\$7.50		
11/18/2022	VS *6520	MGREEN	7275420		(\$15.00)	
	REF=0001762512-02197855 CHIP					
	05					
	Application Label: CAPITAL ONE VISA					
	TC: 3CC84C5F6BCA3899					
	TVR: 0080008000					
	AID: A0000000031010					
BALANCE						\$0.00

CREDIT CARD DETAIL

APPR CODE	00947A	MERCHANT ID	8033206247
CARD NUMBER	VS *6520	EXP DATE	03/23
TRANSACTION ID	7275420	TRANS TYPE	Sale



HILTON OMAHA
 1001 Cass Street | Omaha, Nebraska | 68102
 T: 402 998 3400 | F: 402 998 4242
 W: hilton.com

NAME AND ADDRESS:
 LUNDGREEN, JO ANN
 2108 BURLINGTON BLVD
 NORTH PLATTE NE 69101
 UNITED STATES OF AMERICA

Room: 7033/K1D
 Arrival Date: 11/16/2022 4:00:00 PM
 Departure Date: 11/18/2022
 Adult/Child: 1/0
 Room Rate: 151.00

Rate Plan: NSB
 HH #: 1454280627 BLUE
 AL:
 Car:



Confirmation Number: 3312692313

11/18/2022

DATE	DESCRIPTION	ID	REF. NO	CHARGES	CREDITS	BALANCE
11/16/2022	PARKING SELF - OVERNIGHT	MGREEN	7274039	\$7.50		
11/17/2022	PARKING SELF - OVERNIGHT	CGOLDE1	7275118	\$7.50		
11/18/2022	DS *9417 **BALANCE**	MGREEN	7275403		(\$15.00)	\$0.00



Hilton Honors(R) stays are posted within 72 hours of checkout. To check your earnings or book your next stay at more than 6,500+ hotels and resorts in 119 countries, please visit Honors.com

Thank you for choosing Hilton. You'll get more when you book directly with us - more destinations, more points, and more value. Book your next stay at hilton.com.

ACCOUNT NO.
DS *9417

DATE OF CHARGE: 11/18/2022
 FOLIO NO./CHECK NO.: 1762510 A

CARD MEMBER NAME
LUNDGREEN, JO ANN

AUTHORIZATION: 01689R
 INITIAL:

ESTABLISHMENT NO. & LOCATION

PURCHASES & SERVICES

TAXES

TIPS & MISC.

CARD MEMBER'S SIGNATURE

TOTAL AMOUNT: -15.00

MERCHANDISE AND/OR SERVICES PURCHASED ON THIS CARD SHALL NOT BE RESOLD OR RETURNED FOR A CASH REFUND.

PAYMENT DUE UPON RECEIPT

THE CHEESECAKE FACTORY
OMAHA

0424a TABLE 71 #Party 1
JACK B SvrCk: 16 20:28 11/17/22
DINING ROOM
Separate checks: 1-of-2

1 Parmesan Herb Chicken	20.95
1 White Choc Rasp Trufl CC	8.95
Sub Total:	29.90
SLS+OcPrv Tx:	2.89
11/17 21:16 TOTAL :	32.79

Gratuity Not Included
Suggested Gratuity:
22% TIP 7.21
20% TIP 6.56
18% TIP 5.90

We'd love to hear about your visit!
www.ccfsurvey.com
Enter this code within 5 days:
6122-70142-10014

The taxes above include all applicable sales taxes plus the new City of Omaha Restaurant Occupational Privilege Tax.

Join us for Brunch, Sat/Sun until 2PM

For takeout orders, please visit
thecheesecakefactory.com/order

Use your phone's camera or visit
<https://scanQR.io> to scan
the code below and pay your check





NORTH PLATTE PUBLIC SCHOOLS

MONTHLY FINANCIAL REPORT

For the Three Month Period Ending November 30, 2022

www.nppsd.org

Current Budget Usage should be 25%

Manage finances in order to sustain educational programs while maintaining and improving safety, accessibility, usability and value of our school facilities within budget limitations.



DISTRICT STRATEGIC PLAN

Goal 1: The North Platte School District maintains and communicates at all levels of the district a **purpose and direction** for continuous improvement that commits to high expectations for learning as well as shared values and beliefs about teaching and learning that prepares all students for a successful transition.

College and Career Ready: every student upon completion of secondary education shall be prepared for postsecondary educational opportunities and to pursue his or her career goals.

Goal 2: The North Platte School District provides the **governance and leadership** that promotes and supports its purpose and direction; student performance, and system effectiveness.

Goal 3: The North Platte School District provides a **rigorous, relevant, and coherent curriculum and programs** delivered by high-quality educators who use innovative, researched-based strategies; supported by school leaders to ensure success for all students.

Educational Opportunities and Access: that all students should have access to comprehensive instructional opportunities to be prepared for postsecondary education and career goals.

College and Career Ready: every student upon completion of secondary education shall be prepared for postsecondary educational opportunities and to pursue his or her career goals.

Transitions: that quality educational opportunities focus on supports for students transitioning between grade levels, programs, schools, districts, and ultimately, college and careers.

Assessment: the results of multiple assessment sources (national, state, and classroom-based) should be used to measure student achievement of college and career-ready standards and be used as an integral part of the instructional process.

Goal 4: The North Platte School District will utilize best practices to **recruit, hire, mentor, retain, and develop qualified certified and noncertified staff** in all schools that support its purpose and direction to ensure success for all students.

Educator Effectiveness: students should be surrounded by effective educators throughout their learning experiences, such that schools and districts develop effective teachers and leaders who establish a culture of success.

Goal 5: The district demonstrates **strategic resource management** that includes long-range planning in support of the purpose and direction of the district. The district ensures appropriate levels of funding and sustainability of resources, as well as evidence of long-range capital and resource planning effectiveness.

Goal 6: The North Platte School District **provides safe, healthy, and efficiently operated facilities;** and manages resources in all schools that support its purpose and direction to ensure success for all students.



Goal 7: The North Platte School District provides an **effective communication process at all levels of the organization and to the community** that promotes and reflects its purpose, values, and beliefs about teaching and learning and the system's effectiveness to ensure success for all students.

Positive Partnerships, Relationships, and Student Success: that student engagement through positive partnerships and relationships is fundamental to successful schools and districts and schools and districts need to implement best practices in student, family, and community engagement to enhance educational experiences and opportunities.

Goal 8: The North Platte School District plans, develops and creates classroom environments where students engage in collaborative, inquiry-based learning, facilitated by educators who are able to use **technology** to transform knowledge and skills into solutions, new information, and products – technology is used to amplified and accelerate learning facilitated by interaction with the digital world.

North Platte Public Schools
Enrollment Comparison
11/30/2022



			September Enrollment	11/30/22	Percent Change
KDG			263	263	0.0%
1			239	244	2.1%
2			235	241	2.6%
3			240	244	1.7%
4			262	262	0.0%
5			252	251	-0.4%
6			266	267	0.4%
7			269	267	-0.7%
8			297	295	-0.7%
9			294	294	0.0%
10			303	301	-0.7%
11			297	292	-1.7%
12			321	308	-4.0%
Total			<u>3,538</u>	<u>3,529</u>	-0.3%
GRD					
NPHS	9-12	001	1,215	1,195	-1.6%
Adams	7-8	002	566	562	-0.7%
Madison	6	004	266	267	0.4%
Cody	K-5	005	222	220	-0.9%
Jefferson	K-5	006	262	263	0.4%
Lincoln	K-5	007	261	263	0.8%
Washington	K-5	009	214	214	0.0%
McDonald	K-5	010	222	225	1.4%
Eisenhower	K-5	011	201	210	4.5%
Lake Maloney	3-5	016	109	110	0.9%
Total			<u>3,538</u>	<u>3,529</u>	-0.3%
Preschool					
Buffalo		003	72	72	
Jefferson		006	18	18	
Washington		009	18	18	
Osgood		012	36	36	
			<u>144</u>	<u>144</u>	0.0%

North Platte Public Schools



STATEMENT OF OF CHANGES IN DISBURSEMENTS-BUDGET AND ACTUAL

For the Three Month Period Ending November 30, 2022

	Budget		% of Budget	
	<u>(Original and Final)</u>	<u>Actual</u>	<u>Spent</u>	
General-Regular	38,178,860	10,232,677	26.80%	
General-Grants				
ESSERS	4,608,126	422,691	9.17%	
ESSA	834,451	240,822	28.86%	
IDEA	1,093,794	327,446	29.94%	
Grants	2,869,185	377,550	13.16%	
Total Disbursements less Special Education	47,584,416	11,601,186	24.38%	
General-Special Education	5,387,994	1,309,830	24.31%	
General Fund	\$ 52,972,410	\$ 12,911,016		
Depreciation	4,435,782	71,879	1.62%	
Employee Benefit	300,000	3,190	1.06%	
Cooperative Fund	100,000	14,817	14.82%	
Bond-North Platte	0	-	#DIV/0!	
Bond-Lake Maloney	122,850	121,550	98.94%	
Building	3,585,664	1,154,509	32.20%	
QCPUF	1,006,528	835,146	82.97%	
Lunch	3,048,000	855,885	28.08%	
Student Fee Fund	-	-		
Activities	1,700,000	412,188	24.25%	1,287,812
Total	\$ 67,271,234	\$ 16,380,180	24.35%	

North Platte Public Schools
Treasurers Report
11/30/2022



General Fund

Reserves-October 31, 2022 1,451,414

Deposits

Property Taxes	605,197	
State Aid	1,048,914	
Special Education	-	
Interest Income		
IDEA		
Other Income (Tuition, HHS Payments)	53,363	
Federal Grants	136,828	
Transfers/Liabilities	500,667	
Total Deposits		2,344,969

Disbursements

Payroll	1,764,419	
Federal Taxes	570,817	
Nebraska Retirement	485,100	
Nebraska Taxes	92,086	
Payroll Deductions	62,942	
		2,975,364

Bills	1,564,050	
Total Disbursement		4,539,414

Net Change (2,194,445)

Reserves-November 30, 2022 (743,031)

Depreciation

Reserves-October 31, 2022 3,309,581

Deposits	8,826	
Disbursements	23,777	
Net Change		(14,951)

Reserves-November 30, 2022 3,294,630

Employee Benefit

Reserves-October 31, 2022 135,428

Deposits		
Disbursements	1,669	
Net Change		(1,669)

Reserves-November 30, 2022 133,759

North Platte Public Schools
Treasurers Report
11/30/2022



Activity Fund

Reserves-October 31, 2022 **1,684,211**

Deposits	76,756	
Disbursements	105,006	
Net Change		(28,250)

Reserves-November 30, 2022 **1,655,961**

Cafeteria Fund

Reserves-October 31, 2022 **786,066**

Deposits		
Federal Funds	214,909	
Student Lunches		
Accrual of Meals	Accrual	
State Reimbursements		
Other Income (Catering)	19,270	
Adjustments for prior months	89,446	
Total Deposits		323,625
Disbursements		
Bills		
SODEXO	224,668	
Payroll	8,495	
Other Bills	109,414	
Total Disbursement		342,577
Net Change		(18,952)

Reserves-November 30, 2022 **767,114**

Bond Fund

Reserves-October 31, 2022 **146,755**

Deposits		
Property Taxes	2,155	
Disbursements	121,549	
Net Change		(119,394)

Reserves-November 30, 2022 **27,361**

North Platte Public Schools
 Treasurers Report
 11/30/2022



Building Fund

Reserves-October 31, 2022		(375,777)
Deposits	434,282	
Property Taxes	11,887	
Disbursements	325,366	
Net Change		120,803
Reserves-November 30, 2022		(254,974)

QCPUF

Reserves-September 30, 2022		1,031,030
Deposits		
Property Taxes	16,061	
Other Revenue		
Disbursements	825,580	
Net Change		(809,519)
Reserves-October 31, 2022		221,511

Cooperative Fund

Reserves-September 30, 2022		(3,334)
Deposits	2,245	
Disbursements	6,668	
Net Change		(4,423)
Reserves-October 31, 2022		(7,757)

NORTH PLATTE PUBLIC SCHOOLS

**STATEMENT OF NET ASSETS-CASH BASIS
ARISING FROM CASH TRANSACTIONS-GOVERNMENTAL FUNDS**



BALANCE SHEET

November 30, 2022

	<u>General</u>	<u>Depreciation</u>	<u>Employee Benefit</u>	<u>Coopertive</u>	<u>Nutrition</u>	<u>Bond</u>	<u>Building</u>	<u>QCPUF</u>
ASSETS								
Cash	\$ (537,455)	\$ 3,288,762	\$ 136,051	\$ (7,757)	\$ 877,065	\$ 27,361	\$ (254,399)	\$ 221,511
Investments								
Cash with Fiscal Agent	-					-		
Accounts Receivables	-	-			(78,526)			
Due From	-							
Prepaid Insurance								
Amount Provided for Bonds								
Total Assets	\$ (537,455)	\$ 3,288,762	\$ 136,051	\$ (7,757)	\$ 798,539	\$ 27,361	\$ (254,399)	\$ 221,511
LIABILITIES								
Bank Overdraft	\$ -	\$ -	\$ -	\$ -	\$ -	\$ -	\$ -	\$ -
Accounts Payable	136,018							
Due To	69,558	(5,868)	2,292	-	31,425		575	-
Bonds Payable		-	-				-	-
Total Liabilities	\$ 205,576	\$ (5,868)	\$ 2,292	\$ -	\$ 31,425	\$ -	\$ 575	\$ -
Total Assets less Liabilities	\$ (743,031)	\$ 3,294,630	\$ 133,759	\$ (7,757)	\$ 767,114	\$ 27,361	\$ (254,974)	\$ 221,511
NET ASSETS (RESERVES)								
Reserved for:								
Debt Service	\$ -	\$ -	\$ -	\$ -	\$ -	\$ 27,361	\$ -	\$ -
Unreserved for:								
General	(743,031)	-	-	(7,757)			-	-
Special Revenue Funds	-	3,294,630	133,759		767,114		-	221,511
Capital Projects Fund	-	-	-				(254,974)	
Total Net Assets (Reserves)	\$ (743,031)	\$ 3,294,630	\$ 133,759	\$ (7,757)	\$ 767,114	\$ 27,361	\$ (254,974)	\$ 221,511

NORTH PLATTE PUBLIC SCHOOLS

STATEMENT OF CASH RECEIPTS, DISBURSEMENTS AND CHANGES IN FUND BALANCES



For the Three Month Period Ending November 30, 2022

FUNDS	Fund Balances (deficits) at Beginning of Year	Receipts	2022-2023	Disbursements	Excess (deficiency) of receipts over (under) Disbursements	Fund Balances (deficits) at End of Year	Fund Balance Composite		
							School District Treasurer's Cash/Investments (overdrawn)	Due to/ Due From	Receivables and Liabilities
GENERAL									
Education	\$ 6,630,020	\$ 4,796,964	\$ 38,178,860	\$ 10,232,677			\$ (537,455)	\$ (69,558)	\$ (136,018)
Special Education			\$ 5,387,994	1,309,830					
Grants		741,001	\$ 9,405,556	1,368,509					
Total	\$ 6,630,020	\$ 5,537,965	\$ 52,972,410	\$ 12,911,016	(7,373,051)	\$ (743,031)	\$ (537,455)	\$ (69,558)	\$ (136,018)
DEPRECIATION	\$ 3,349,325	\$ 17,184	\$ 4,435,782	\$ 71,879	(54,695)	\$ 3,294,630	\$ 3,288,762	\$ 5,868	\$ -
EMPLOYEE BENEFIT	\$ 136,949	\$ -	\$ 300,000	\$ 3,190	(3,190)	\$ 133,759	\$ 136,051	\$ (2,292)	\$ -
Combined Total	\$ 10,116,294	\$ 5,555,149	\$ 57,708,192	\$ 12,986,085	(7,430,936)	\$ 2,685,358	\$ 2,887,358	\$ (65,982)	\$ (136,018)
FIDUCIARY									
Student Activity	\$ 1,600,285	\$ 467,864	\$ 1,700,000	\$ 412,188	55,676	\$ 1,655,961	\$ 1,557,980	\$ 97,981	\$ -
SCHOOL NUTRITION									
School Year	\$ 852,869	\$ 756,270	\$ 3,048,000	\$ 855,885	(99,615)	\$ 753,254	\$ 877,065	\$ (31,425)	\$ (78,526)
Vending Machine	11,322	2,538		-	2,538	13,860			
Total	\$ 864,191	\$ 758,808	\$ 3,048,000	\$ 855,885	(97,077)	\$ 767,114	\$ 877,065	\$ (31,425)	\$ (78,526)
BOND INTEREST AND RETIREMENT	\$ 143,117	\$ 5,794	\$ 122,850	\$ 121,550	(115,756)	\$ 27,361	\$ 27,361	\$ -	\$ -
SPECIAL BUILDING	\$ 217,909	\$ 681,626	\$ 3,585,664	\$ 1,154,509	(472,883)	\$ (254,974)	\$ (254,399)	\$ (575)	\$ -
QUALIFIED CAPITAL PURPOSE UNDERTAKING	\$ 1,014,254	\$ 42,403	\$ 1,006,528	\$ 835,146	(792,743)	\$ 221,511	\$ 221,511	\$ -	\$ -
COOPERATIVE	\$ 324	\$ 6,736	\$ 100,000	\$ 14,817	(8,081)	\$ (7,757)	\$ (7,757)	\$ -	\$ -
GRAND TOTAL-ALL FUNDS	\$ 13,956,374	\$ 7,518,380	\$ 67,271,234	\$ 16,380,180	\$ (8,861,800)	\$ 5,094,574	\$ 5,309,119	\$ (1)	\$ (214,544)

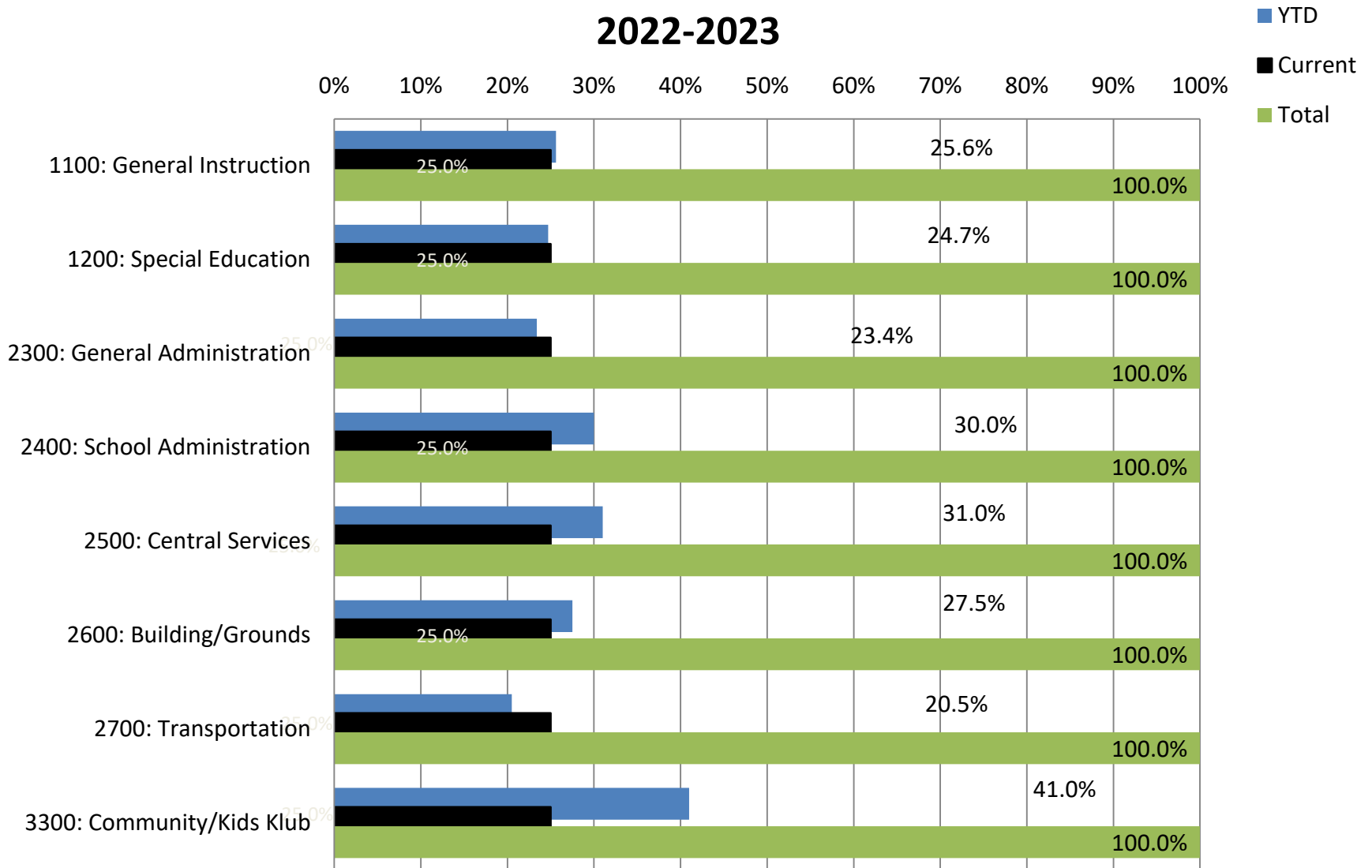
Income Statement

Income Statement

INCOME STATEMENT

Account No/ Description	Adjusted Budget	Encumbrance	Actual Period	Actual YTD	Available Balance	Percent
01 GENERAL FUND						
81 REVENUES						
11 00 TAXES	29,252,494.00	.00	.00	1,411,852.83	27,840,641.17	4.83
15 00 INVESTMENT INCOME	1,000.00	.00	.00	306.86	693.14	30.69
19 00 PRIVATE GRANTS	186,514.00	.00	23,778.77	55,350.05	131,163.95	29.68
21 00 COUNTY FINES/LICENSES	300,000.00	.00	.00	60,132.36	239,867.64	20.04
31 00 STATE RECEIPTS	12,739,135.00	.00	1,048,914.00	3,156,065.86	9,583,069.14	24.77
34 00 CATEGORICAL/PRIVATE GRANTS	450,000.00	.00	.00	.00	450,000.00	.00
35 00 STATE CATEGORICAL PROGRAMS	392,991.00	.00	42,789.00	100,910.00	292,081.00	25.68
39 00 OTHER STATE RECEIPTS	162,000.00	.00	.00	.00	162,000.00	.00
40 00 UNOBLIGATED GRANT FUNDS	6,060,089.00	.00	.00	.00	6,060,089.00	.00
41 00 UNIVERSAL SERVICE FUND	.00	.00	74,000.00	74,000.00	-74,000.00	.00
44 00 IDEA	16,750.00	.00	.00	56,763.00	-40,013.00	338.88
45 00 FEDERAL PROGRAMS	2,315,442.00	.00	99,486.03	507,872.29	1,807,569.71	21.93
47 00 CARL PERKINS	.00	.00	.00	27,255.12	-27,255.12	.00
49 00 21ST CENTURY/EIN	518,770.00	.00	21,638.00	75,111.00	443,659.00	14.48
56 00 MISC REVENUE	5,000.00	.00	.00	12,345.70	-7,345.70	246.91
81 REVENUES	52,400,185.00	.00	1,310,605.80	5,537,965.07	46,862,219.93	10.57
91 EXPENDITURES						
11 00 REGULAR INSTRUCTION	20,643,046.00	130,918.91	1,690,363.86	5,411,249.20	15,100,877.89	26.85
12 00 SPECIAL EDUCATION	5,230,162.00	11,157.02	451,371.83	1,289,391.40	3,929,613.58	24.87
13 00 SUMMER SCHOOL	73,516.00	.00	.00	.00	73,516.00	.00
21 00 PUPIL SUPPORT	2,490,662.00	15,374.15	209,401.66	615,982.81	1,859,305.04	25.35
22 00 STAFF SUPPORT	1,974,019.08	94,751.12	121,367.80	427,084.41	1,452,183.55	26.44
23 00 GENERAL ADMINISTRATION	1,188,037.72	3,792.92	41,574.91	277,964.82	906,279.98	23.72
24 00 SCHOOL ADMINISTRATION	2,747,866.00	2,384.72	260,319.01	824,422.33	1,921,058.95	30.09
25 00 BUSINESS SUPPORT	2,732,387.00	321,978.37	282,561.23	847,726.95	1,562,681.68	42.81
26 00 OPERATIONS/MAINTENANCE	5,487,267.00	242,791.68	489,806.09	1,511,502.36	3,732,972.96	31.97
27 00 TRANSPORTATION	656,369.00	27,770.72	46,028.41	134,341.39	494,256.89	24.70
33 00 COMMUNITY SERVICE	243,523.00	.00	33,931.08	99,840.94	143,682.06	41.00
34 00 CATEGORICAL/PRIVATE GRANTS	191,514.00	23,453.18	31,136.91	49,728.68	118,332.14	38.21
35 00 STATE CATEGORICAL PROGRAMS	389,588.00	2,165.83	49,373.06	147,267.94	240,154.23	38.36
40 00 UNOBLIGATED GRANT FUNDS	1,414,963.00	.00	.00	.00	1,414,963.00	.00
62 00 ESSA-TITLE	834,451.00	.00	66,185.05	193,833.98	640,617.02	23.23
63 00 ESSA-TITLE II	178,016.00	.00	12,330.00	46,987.59	131,028.41	26.40
64 00 IDEA	1,093,794.00	1,075.00	127,045.76	327,445.75	765,273.25	30.03
66 00 OTHER FEDERAL SERV-NON CATEGORICAL	25,263.00	.00	2,962.76	9,642.26	15,620.74	38.17
67 00 CARL PERKINS FUNDS	60,558.00	38,063.31	19,107.97	27,557.22	-5,062.53	108.36
69 00 FEDERAL SERV-CATEGORICAL	5,240,199.00	122,813.62	147,478.43	566,044.53	4,551,340.85	13.15
80 00 TRANSFERS	100,000.00	.00	.00	103,000.00	-3,000.00	103.00
91 EXPENDITURES	52,995,200.80	1,038,490.55	4,082,345.82	12,911,014.56	39,045,695.69	26.32
01 GENERAL FUND	-595,015.80	-1,038,490.55	-2,771,740.02	-7,373,049.49	7,816,524.24	1413.67

2022-2023



1100: **Regular Instruction:** Those programs that are directed to students in the classroom

1200: **Special Education Program**

2100: **Support Services-Pupil:** Attendance, guidance, health services

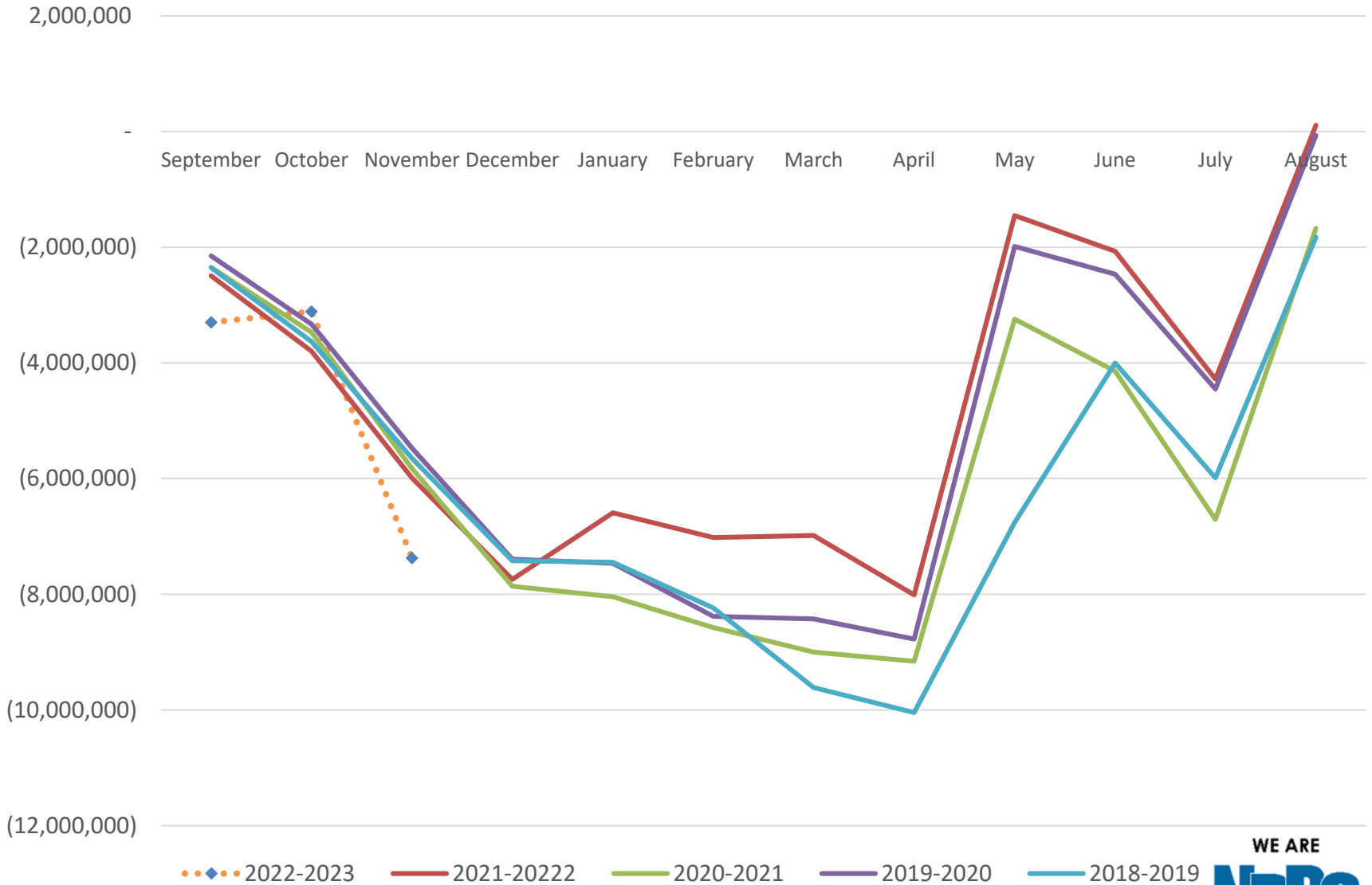
2200: **Support Services-Staff:** Curriculum, libraries, technology, activities

2300: **General Administration:** Board of Education, Superintendent

2400: **School Administration:** Building Principals Office and Support



Monthly Cash Flow



North Platte Public School District

EMBJSM4D

Activity and Depreciation Report

		Begin Balance	Revenue	Expenditures	End Balance
02	DEPRECIATION FUND				
8001	HIGH SCHOOL	110,611.33	.00	6,113.95	104,497.38
8002	ADAMS MIDDLE SCHOOL	127,031.86	.00	30,152.00	96,879.86
8003	BUFFALO ELEMENTARY	12,684.92	.00	4,559.49	8,125.43
8004	MADISON SCHOOL	164,916.02	.00	16,331.00	148,585.02
8005	CODY ELEMENTARY	41,151.90	.00	12,086.50	29,065.40
8006	JEFFERSON ELEMENTARY	-5,154.74	.00	.00	-5,154.74
8007	LINCOLN ELEMENTARY	41,429.92	.00	.00	41,429.92
8009	WASHINGTON ELEMENTARY	40,487.47	.00	.00	40,487.47
8010	MCDONALD ELEMENTARY	29,513.21	.00	.00	29,513.21
8011	EISENHOWER ELEMENTARY	25,452.54	.00	.00	25,452.54
8012	OSGOOD/LAKE ELEMENTARY	14,778.12	.00	1,173.97	13,604.15
8013	SPED	.00	.00	.00	.00
8015	STUDENT LEAD TECHNOLOGY	417,933.53	.00	.00	417,933.53
8026	NURSING SERVICES	4,217.77	.00	.00	4,217.77
8028	ELEMENTARY LIBRARIES	22,863.51	.00	.00	22,863.51
8040	ELEMENTARY MUSIC	4,581.15	.00	.00	4,581.15
8041	ELEMENTARY PE	23,074.20	.00	.00	23,074.20
8051	NEW SERIES TEXTBOOKS	836,361.86	.00	574.21	835,787.65
8052	TECHNOLOGY OFFICE	462,800.15	.00	.00	462,800.15
8055	REPLACEMENT TEXTBOOKS	117,182.92	.00	887.60	116,295.32
8110	NPHS LIBRARY	3,470.58	.00	.00	3,470.58
8111	NPHS BAND	-7,289.34	.00	.00	-7,289.34
8230	MS BAND	7,500.00	.00	.00	7,500.00
8232	CENTRAL OFFICE	-27,853.37	.00	.00	-27,853.37
8233	CUSTODIAL/MAINTENANCE	75,062.67	5,868.65	.00	80,931.32
8234	TEACHER COMPUTERS	271,364.81	.00	.00	271,364.81
8235	VEHICLE ACQUISITION	186,033.86	.00	.00	186,033.86
8240	TRACK	303,506.63	.00	.00	303,506.63
8241	TENNIS COURTS	197,532.00	.00	.00	197,532.00
8245	FOOTBALL FIELD	150,597.00	.00	.00	150,597.00
8250	ADAMS HVAC	-197,532.52	.00	.00	-197,532.52
8255	PLAYGROUNDS	-75,931.00	.00	.00	-75,931.00
8290	INTEREST	-29,053.77	11,315.66	.00	-17,738.11
	Fund Totals	3,349,325.19	17,184.31	71,878.72	3,294,630.78
	Total For All Funds	3,349,325.19	17,184.31	71,878.72	3,294,630.78

North Platte Public School District

EMBJSM4D

Activity and Depreciation Report

		Begin Balance	Revenue	Expenditures	End Balance
03	EMPLOYEE BENEFIT FUND				
8600	NPPS BENEFITS	24,583.99	.00	2,291.80	22,292.19
8610	EMPLOYEE BENEFITS-UNEMP COMP	2,052.86	.00	897.90	1,154.96
8620	SECTION 125	110,312.05	.00	.00	110,312.05
	Fund Totals	136,948.90	.00	3,189.70	133,759.20
	Total For All Funds	136,948.90	.00	3,189.70	133,759.20

North Platte Public School District

EMBJSM4D

Activity and Depreciation Report

		Begin Balance	Revenue	Expenditures	End Balance
05	ACTIVITY FUND				
7001	FOOTBALL	.00	33,782.02	51,898.92	-18,116.90
7002	VOLLEYBALL	.00	7,734.47	14,475.01	-6,740.54
7003	SOFTBALL	.00	3,957.00	12,861.21	-8,904.21
7004	UNIFIED BOWLING	.00	.00	453.91	-453.91
7005	CROSS COUNTRY	.00	1,027.50	5,089.82	-4,062.32
7006	TENNIS	.00	865.00	4,933.47	-4,068.47
7007	GOLF	.00	880.00	4,256.69	-3,376.69
7008	BASKETBALL	.00	1,001.00	2,965.02	-1,964.02
7009	SOCCER	.00	.00	786.00	-786.00
7010	WRESTLING	.00	2,566.59	1,713.10	853.49
7011	SWIMMING	.00	.00	160.00	-160.00
7012	TRACK	.00	1,394.05	.00	1,394.05
7013	UNIFIED TRACK	.00	.00	.00	.00
7019	ACTIVITY TICKETS	-3,618.84	80,596.09	8,868.02	68,109.23
7020	ACTIVITY OFFICE	-15,688.29	445.00	10,612.81	-25,856.10
7022	HIGH SCHOOL CONCESSIONS	10,309.33	28,169.21	32,854.94	5,623.60
7023	GNAC	.00	445.00	890.00	-445.00
7024	SUMMER WEIGHT PROGRAM	.00	.00	.00	.00
7030	ACTIVITY OFFICE FUNDRAISER	636.58	329.44	1,518.30	-552.28
7031	FOOTBALL FUND RAISER	27,526.58	259.00	2,856.44	24,929.14
7032	VOLLEYBALL FUND RAISER	2,851.72	22,426.51	14,994.39	10,283.84
7033	WRESTLING FUND RAISER	10,529.74	50.00	9,080.83	1,498.91
7034	SOFTBALL FUND RAISER	8,379.03	5,459.80	4,741.97	9,096.86
7035	BOYS BBALL FUND RAISER	1,498.47	.00	2,370.43	-871.96
7036	GIRLS BBALL FUND RAISER	2,785.05	1,955.98	872.74	3,868.29
7037	SWIMMING FUND RAISER	3,901.10	.00	1,391.25	2,509.85
7038	BOYS SOCCER FUND RAISER	3,847.05	359.20	1,297.50	2,908.75
7039	GIRLS SOCCER FUND RAISER	1,930.27	960.45	238.25	2,652.47
7040	BOYS TRACK FUND RAISER	1,343.73	.00	.00	1,343.73
7041	GIRLS TRACK FUND RAISER	3,014.43	243.50	.00	3,257.93
7042	BOYS TENNIS FUND RAISER	2,296.33	.00	176.89	2,119.44
7043	GIRLS TENNIS FUND RAISER	5,329.16	.00	87.75	5,241.41
7044	BOYS GOLF FUND RAISER	1,266.79	.00	.00	1,266.79
7045	GIRLS GOLF FUND RAISER	1,306.30	1,130.00	1,707.33	728.97
7046	BIOLOGY FUND RAISER	1,474.19	.00	.00	1,474.19
7047	CREW FUND RAISER	194.38	.00	.00	194.38
7048	PROJECT SEARCH FUND RAISER	872.66	344.85	110.88	1,106.63
7049	TEAMMATES FUND RAISER	3,119.86	126.75	.00	3,246.61
7050	UNIFIED BOWLING FUND RAISER	970.32	824.90	60.90	1,734.32
7051	POWER LIFTING FUND RAISER	-55.53	.00	.00	-55.53
7052	UNIFIED TRACK FUNDRAISER	-103.20	403.00	.00	299.80
7053	ESPORTS FUNDRAISER	633.30	240.80	19.99	854.11
7055	CC FUND RAISER	7,671.82	4,895.58	4,026.25	8,541.15
7056	SPEECH FUND RAISER	.00	.00	.00	.00
7060	CIRCLE OF FRIENDS	538.45	.00	.00	538.45
7090	BOOSTER CLUB	30,764.69	19,264.18	11,880.73	38,148.14
7100	MIDDLE SCHOOL CONCESSIONS	3,384.53	1,907.20	2,647.02	2,644.71
7101	MIDDLE SCHOOL TICKET OFFICE	13,338.49	5,000.00	.00	18,338.49
7102	MIDDLE SCHOOL ATHLETICS ADMINISTRATION	53,308.05	13,025.00	14,231.15	52,101.90
7120	MIDDLE SCHOOL FOOTBALL	307.40	4,037.00	4,536.21	-191.81
7121	MIDDLE SCHOOL WRESTLING	-569.79	1,332.00	710.00	52.21
7122	MIDDLE SCHOOL VOLLEYBALL	2,772.26	2,210.00	1,184.40	3,797.86
7123	MIDDLE SCHOOL BOYS BB	8,292.02	.00	87.25	8,204.77
7124	MIDDLE SCHOOL GIRLS BB	2,457.70	.00	967.25	1,490.45
7125	MIDDLE SCHOOL TRACK	-620.28	625.00	.00	4.72
7126	MIDDLE SCHOOL CROSS COUNTRY	-798.00	800.00	385.00	-383.00
7150	MIDDLE SCHOOL-FOOTBALL FUND RAISER	8,768.81	4,530.00	3,094.75	10,204.06
7151	MIDDLE SCHOOL WRESTLING FUND RAISER	1,546.90	.00	.00	1,546.90
7152	MIDDLE SCHOOL-VOLLEYBALL FUND RAISER	6,450.06	3,312.00	2,824.81	6,937.25
7153	MIDDLE SCHOOL-BOYS BB FUND RAISER	1,318.20	.00	.00	1,318.20
7154	MIDDLE SCHOOL-GIRLS BB FUND RAISER	7,082.20	.00	.00	7,082.20

North Platte Public School District

EMBJSM4D

Activity and Depreciation Report

		Begin Balance	Revenue	Expenditures	End Balance
05	ACTIVITY FUND				
7155	MIDDLE SCHOOL-TRACK FUND RAISER	8,151.09	.00	.00	8,151.09
7156	MIDDLE SCHOOL-CC FUNDRAISER	1,018.05	1,350.00	1,092.11	1,275.94
7157	MIDDLE SCHOOL-ROBOTIC	312.26	.00	.00	312.26
7200	VARSITY CHEERLEADERS	1,323.39	10,128.85	8,606.43	2,845.81
7201	HOMECOMING	1,000.00	3,923.00	390.88	4,532.12
7202	PACERS	1,126.22	9,491.10	18,323.36	-7,706.04
7203	FLAG CORP	2,718.20	996.00	2,816.64	897.56
7204	NPHS MUSICAL	72,529.07	.00	8,460.00	64,069.07
7205	ADVANCED ACTING	3,184.86	7,697.53	3,216.37	7,666.02
7209	CLASS - FRESHMAN	.00	.00	.00	.00
7210	CLASS - SOPHMORE	500.00	.00	.00	500.00
7211	CLASS - JUNIOR	-550.00	184.65	.00	-365.35
7212	CLASS - SENIOR	6,853.28	.00	.00	6,853.28
7226	ENVIRONMENTAL CLUB	638.95	.00	.00	638.95
7230	ART CLUB	2,072.94	276.25	.00	2,349.19
7231	CRIME STOPPERS	.00	.00	.00	.00
7232	CLOSE UP	1,732.12	.00	.00	1,732.12
7233	DRAMA	-6,510.33	9,055.00	2,652.88	-108.21
7234	FBLA	841.70	.00	.00	841.70
7235	FCCLA	1,461.96	.00	.00	1,461.96
7236	JOURNALISM	1,431.48	3,734.00	956.65	4,208.83
7237	KEY CLUB	2,181.12	850.13	1,253.25	1,778.00
7238	LETTER CLUB	.00	.00	.00	.00
7239	MOCK TRIAL	543.31	147.00	247.00	443.31
7240	NATL HONOR SOCIETY	2,417.13	780.00	236.99	2,960.14
7241	SPEECH/DEBATE/NFL	-3,667.79	4,000.00	2,250.92	-1,918.71
7242	SKILLS USA	11,206.86	1,962.00	3,889.26	9,279.60
7243	STUDENT COUNCIL	7,611.56	3,822.85	2,402.79	9,031.62
7244	WORLD LANGUAGE CLUB	320.86	675.00	863.40	132.46
7245	FFA	84,878.20	15,509.60	7,284.28	93,103.52
7246	DUNGEONS AND DRAGONS	.00	170.00	67.22	102.78
7250	VIDEO PRODUCTION	1,502.00	697.00	447.12	1,751.88
7260	GSA CLUB	444.47	.00	.00	444.47
7290	FEE SUPPORT	-6,276.58	17,000.00	800.00	9,923.42
7300	COUNSELORS	2,590.42	283.00	.00	2,873.42
7301	AP TESTING	1,202.75	.00	.00	1,202.75
7302	SCHOLARSHIP	9,118.90	.00	.00	9,118.90
7303	DUAL CREDIT - HIGH SCHOOL	237,885.71	.00	2,027.21	235,858.50
7304	PRINCIPAL CONTINGENCY	3,130.62	886.77	73.50	3,943.89
7305	FACULTY	.00	.00	.00	.00
7306	RESTITUTION	.00	.00	.00	.00
7307	NPHS SCHOOL STORE (SPED)	2,067.46	.00	164.73	1,902.73
7310	BAND UNIFORM FUND	9.65	.00	.00	9.65
7311	CHOIR ROBE FUND	.00	.00	.00	.00
7315	HIGH SCHOOL BOOK FINES	18,832.66	384.38	408.34	18,808.70
7316	LIBRARY FINES	2,655.55	772.29	63.16	3,364.68
7317	P. E. FINES	593.00	.00	.00	593.00
7320	ART SUPPLIES	20,464.20	3,321.01	5,106.17	18,679.04
7321	AUTO SHOP	13,154.72	352.02	.00	13,506.74
7322	BAND	16,159.86	840.19	5,138.78	11,861.27
7323	BULLDOGGER	2,181.60	2,209.00	5,188.85	-798.25
7324	DRAFTING	1,754.87	.00	.00	1,754.87
7325	ELECTRONICS	3,743.84	225.00	.00	3,968.84
7326	FOODS	4,599.71	1,975.71	1,017.23	5,558.19
7327	ORCHESTRA	3,314.85	.00	.00	3,314.85
7328	VOCAL	8,025.36	682.88	2,542.99	6,165.25
7329	WELDING	12,201.74	1,880.10	419.68	13,662.16
7330	WOODS	3,354.59	1,161.87	494.27	4,022.19
7331	PHOTOGRAPHY CLASS	2,028.20	713.64	8.49	2,733.35
7332	FCS DESIGN	524.27	638.15	179.89	982.53
7400	ELEMENTARY BOOK FINES	9,105.92	-14.80	.00	9,091.12

North Platte Public School District

EMBJSM4D

Activity and Depreciation Report

		Begin Balance	Revenue	Expenditures	End Balance
05	ACTIVITY FUND				
7403	ELEMENTARY - BUFFALO	3,331.48	519.25	2,227.73	1,623.00
7404	MADISON	.00	142.09	.00	142.09
7405	ELEMENTARY - CODY	10,433.77	1,457.42	13,008.25	-1,117.06
7406	ELEMENTARY - JEFFERSON	7,670.64	2,087.77	530.87	9,227.54
7407	ELEMENTARY - LINCOLN	10,282.83	1,244.54	.00	11,527.37
7409	ELEMENTARY - WASHINGTON	24,294.59	3,263.31	2,550.00	25,007.90
7410	ELEMENTARY - MCDONALD	1,492.72	3,820.04	9.88	5,302.88
7411	ELEMENTARY - EISNEHOWER	4,239.75	2,757.77	1,600.16	5,397.36
7413	BUFFALO SOCIAL COMMITTEE	58.84	297.50	5.98	350.36
7420	ADAMS MIDDLE SCHOOL	7,293.37	1,412.00	300.00	8,405.37
7421	ADAMS - STUDENT COUNCIL	10,765.32	7,660.00	5,503.52	12,921.80
7422	ADAMS - JOURNALISM	4,293.52	625.00	.00	4,918.52
7423	ADAMS - MUSIC/SWING CHOIR	4,194.94	3,714.85	428.00	7,481.79
7424	ADAMS-LIBRARY FINES	1,041.07	15.65	.00	1,056.72
7425	MS SPEECH CLUB	102.38	.00	.00	102.38
7426	MS ENVIRONMENTAL CLUB	420.12	207.60	69.70	558.02
7427	MS STORE (SPED)	21.31	.00	.00	21.31
7428	ADAMS - BAND	1,905.66	2,944.00	2,090.65	2,759.01
7429	ADAMS-FACULTY COURTESY COMM	.00	.00	.00	.00
7430	MADISON MIDDLE SCHOOL	38,277.75	.00	.00	38,277.75
7431	MADISON - BAND/CHORUS	8,172.38	5,951.00	802.28	13,321.10
7432	MADISON - TENNIS COURTS	.00	.00	.00	.00
7433	MADISON - STUDENT COUNCIL	1,484.98	472.00	624.13	1,332.85
7442	ELEMENTARY ORCHESTRA	692.03	994.00	384.00	1,302.03
7445	ELEMENTARY - HALL	2,766.24	.00	.00	2,766.24
7454	ELEMENTARY - LAKE/OSGOOD	19,797.82	374.41	924.97	19,247.26
7460	ADAMS ART CLUB	680.28	.00	.00	680.28
7461	ADAMS CHESS CLUB	591.28	.00	.00	591.28
7462	ADAMS UNIFIED SCHOOLS	200.00	.00	.00	200.00
7480	TLC	3,361.18	.00	.00	3,361.18
7481	KIDS KLUB	93,634.68	807.70	874.46	93,567.92
7490	DISTRICT	4,018.21	190.00	.00	4,208.21
7491	MENTAL HEALTH	3,785.26	.00	.00	3,785.26
7802	MCKINLEY RENTALS	10,082.20	.00	.00	10,082.20
7803	RENTALS - ALL BUILDINGS	31,579.51	515.00	.00	32,094.51
7852	CAMPS	1,345.15	.00	.00	1,345.15
7900	REVOLVING FUND	12,798.16	17,072.13	175.00	29,695.29
7910	INTEREST	14,747.48	14.24	3,056.56	11,705.16
7911	BUS/VAN DEPRECIATION	21,626.22	.00	.00	21,626.22
7913	CHROMEBOOK INS	12,686.88	3,289.67	2,704.65	13,271.90
7914	VERIZON TOWER RENTAL	240,675.15	21,632.44	3,955.10	258,352.49
7915	TECHNOLOGY	107,580.81	1,188.41	2,551.41	106,217.81
7916	TUITION WAIVERS	5,410.66	.00	3,915.00	1,495.66
7917	MAINTENANCE	54,199.49	15,082.88	32,021.50	37,260.87
7918	SPECIAL OLYMPICS	6,887.61	435.00	435.00	6,887.61
7920	CENTRAL OFFICE	739.18	.00	.00	739.18
7928	BAUER FIELD SIGNS	6,915.42	.00	.00	6,915.42
7929	SCHOOL/COMMUNITY PARTNERSHIP	.00	.00	.00	.00
7930	BELOW 5	1,446.21	.00	1,428.94	17.27
	Fund Totals	1,600,285.38	467,863.91	412,188.16	1,655,961.13
	Total For All Funds	1,600,285.38	467,863.91	412,188.16	1,655,961.13

Income Statement

Account No/ Description	Adjusted Budget	Encumbrance	Actual Period	Actual YTD	Available Balance	Percent
81 REVENUES						
000	1,000.00	.00	28.14	50.03	949.97	5.00
15 00 INVESTMENT INCOME	1,000.00	.00	28.14	50.03	949.97	5.00
000	1,623,000.00	.00	2,488.51	147,532.19	1,475,467.81	9.09
16 00 LOCAL REVENUE	1,623,000.00	.00	2,488.51	147,532.19	1,475,467.81	9.09
000	10,000.00	.00	16,782.58	16,782.58	-6,782.58	167.83
31 00 STATE RECEIPTS	10,000.00	.00	16,782.58	16,782.58	-6,782.58	167.83
000	1,399,000.00	.00	.00	583,932.39	815,067.61	41.74
42 00 FEDERAL REVENUE	1,399,000.00	.00	.00	583,932.39	815,067.61	41.74
000	200,817.00	.00	302.00	10,510.61	190,306.39	5.23
56 00 MISC REVENUE	200,817.00	.00	302.00	10,510.61	190,306.39	5.23
81 REVENUES	3,233,817.00	.00	19,601.23	758,807.80	2,475,009.20	23.46
91 EXPENDITURES						
110 CLERICAL BUSDRIVERS	296,341.00	.00	6,426.72	19,517.26	276,823.74	6.59
210 HEALTH CARE NON-INSTRUCTIONAL	121,636.00	.00	944.04	2,889.92	118,746.08	2.38
220 FICA NON INSTRUCTIONAL	4,374.00	.00	488.93	1,484.95	2,889.05	33.95
230 RETIREMENT NON INSTRUCTIONAL	5,649.00	.00	634.82	1,927.93	3,721.07	34.13
260 LIFE INSURANCE	.00	.00	.00	.00	.00	.00
290 LONG TERM DISABILITY	.00	.00	.00	.00	.00	.00
330 TRAINING AND DEVELOPMENT	.00	.00	.00	.00	.00	.00
340 OTHER PROFESSIONAL SERVICES	.00	.00	.00	.00	.00	.00
570 FOOD SERVICE MANAGEMENT	2,615,000.00	.00	.00	702,441.38	1,912,558.62	26.86
610 GENERAL SUPPLIES	.00	.00	57,092.92	67,613.56	-67,613.56	.00
630 FOOD:FOOD SERVICES	.00	.00	.00	227.18	-227.18	.00
733 FURNITURE AND FIXTURES	.00	8,686.08	52,303.09	59,783.09	-68,469.17	.00
890 MISCELLANEOUS EXPENDITURES	5,000.00	.00	.00	.00	5,000.00	.00
31 00	3,048,000.00	8,686.08	117,890.52	855,885.27	2,183,428.65	28.37
91 EXPENDITURES	3,048,000.00	8,686.08	117,890.52	855,885.27	2,183,428.65	28.37
06 NUTRITION FUND	185,817.00	-8,686.08	-98,289.29	-97,077.47	291,580.55	-56.92

North Platte Public School District

For 11/01/22 - 11/30/22

Variable Column Report

Periods 03 - 03

Bond Fund Report

Month End Report 12

PY Periods 03 - 03

<u>Account No/Description</u>	<u>Prevl YTD Exp</u>	<u>YTD Adj Bud</u>	<u>Period Expended</u>	<u>YTD Actual</u>	<u>Avail Balance</u>	<u>Percent Used</u>
000 DISTRICT WIDE						
23-07-0001-013-000-000 CASH-OPERATING-BOND FUND	25,916.24	.00	-119,394.72	27,360.70	27,360.70	
23-07-0001-016-000-000 CASH ON DEPOSIT-COUNTY TREAS	134.01	.00	-2,155.28	.00	.00	
01 ASSETS	26,050.25	.00	-121,550.00	27,360.70	27,360.70	
23-07-0001-900-000-000 BUDGETED FUND BALANCE	.00	.00	.00	122,850.00	122,850.00	
03 EQUITY	.00	.00	.00	122,850.00	122,850.00	
000 DISTRICT WIDE	26,050.25	.00	-121,550.00	150,210.70	150,210.70	
001 HIGH SCHOOL						
23-07-1100-000-000-001 (1110) PROPERTY TAXES-NPHS E	-4,850.70	.00	.00	.00	.00	
81 REVENUES	-4,850.70	.00	.00	.00	.00	
23-07-8000-911-000-001 FUND TRANSFER TO GENERAL FUN	270,000.00	.00	.00	.00	.00	
91 EXPENDITURES	270,000.00	.00	.00	.00	.00	
23-07-0006-080-000-001 FUND BALANCE-NPHS BONDS	-269,744.14	.00	.00	.00	.00	
	-269,744.14	.00	.00	.00	.00	
001 HIGH SCHOOL	-4,594.84	.00	.00	.00	.00	
016 LAKE BOND ISSUE						
23-07-1100-000-000-016 (1110) PROPERTY TAXES-LAKE M	-723.40	.00	.00	-5,749.07	-5,749.07	
23-07-3180-000-000-016 PRO RATA MOTOR VEHICLE	-45.76	.00	.00	-44.80	-44.80	
81 REVENUES	-769.16	.00	.00	-5,793.87	-5,793.87	
23-07-5000-830-000-016 PROFESSIONAL SERVICES-LAKE MALONEY	200.00	-1,500.00	200.00	200.00	-1,300.00	-.13
23-07-5000-831-000-016 REDEMPTION OF PRINCIPAL-LAKE	110,000.00	-120,000.00	120,000.00	120,000.00	.00	-1.00
23-07-5000-832-000-016 DEBT SERVICES INTEREST-LAKE	2,450.00	-1,350.00	1,350.00	1,350.00	.00	-1.00
91 EXPENDITURES	112,650.00	-122,850.00	121,550.00	121,550.00	-1,300.00	-.99
23-07-0008-080-000-016 FUND BALANCE-LAKE MALONEY BC	-133,336.25	.00	.00	-143,116.83	-143,116.83	
	-133,336.25	.00	.00	-143,116.83	-143,116.83	
016 LAKE BOND ISSUE	-21,455.41	-122,850.00	121,550.00	-27,360.70	-150,210.70	.22
07 BOND FUND	.00	-122,850.00	.00	122,850.00	.00	-1.00

North Platte Public School District

For 11/01/22 - 11/30/22

Variable Column Report

FJEXS01S

Periods 03 - 03

SPECIAL BUILDING FUND REPORT

Month End Report 13

PY Periods 03 - 03

Account No/Description	Prevl YTD Exp	YTD Adj Bud	Period Expended	YTD Actual	Avail Balance	Percent Used
23-08-0001-013-000-000 CASH-NLNB-BUILDING	359,000.93	.00	120,803.97	-254,398.55	-254,398.55	
23-08-0001-016-000-000 CASH ON DEPOSIT-COUNTY TREAS	2,226.34	.00	-11,887.43	.00	.00	
23-08-0001-031-000-000 DUE TO/FROM	-207,172.08	.00	.00	-575.00	-575.00	
01 ASSETS	154,055.19	.00	108,916.54	-254,973.55	-254,973.55	
23-08-0001-900-000-000 RESERVED FUND BALANCE	.00	.00	.00	197,363.00	197,363.00	
23-08-0001-905-000-000 UNRESERVED FUND BALANCE	-219,552.37	.00	.00	-217,908.86	-217,908.86	
03 EQUITY	-219,552.37	.00	.00	-20,545.86	-20,545.86	
000 DISTRICT WIDE	-65,497.18	.00	108,916.54	-275,519.41	-275,519.41	
23-08-4997-000-000-015 REVENUE-ESSERS II	.00	638,789.00	-434,282.00	-523,105.00	115,684.00	- .82
23-08-4998-000-000-015 REVENUE-ESSERS III	.00	1,929,512.00	.00	.00	1,929,512.00	.00
81 REVENUES	.00	2,568,301.00	-434,282.00	-523,105.00	2,045,196.00	- .20
23-08-6997-340-002-015 CONSTRACTED SERVICES-ARCHITE	92,624.89	.00	.00	20,082.84	20,082.84	
23-08-6997-720-002-015 BUILDING IMPROVEMENTS-ESSERS II-ADAMS	.00	-654,397.00	61,291.46	475,490.76	-178,906.24	- .73
23-08-6998-340-010-015 CONTRACTED SERVICES-ESSERS III	.00	.00	28,875.00	28,875.00	28,875.00	
23-08-6998-720-000-015 CONSTRUCTION-ESSERS III	.00	-1,929,512.00	.00	.00	-1,929,512.00	.00
91 EXPENDITURES	92,624.89	-2,583,909.00	90,166.46	524,448.60	-2,059,460.40	- .20
015 DISTRICT/ESSERS	92,624.89	-15,608.00	-344,115.54	1,343.60	-14,264.40	- .09
23-08-1100-000-000-100 (1110) PROPERTY TAXES-BUILDING	-32,120.70	790,000.00	.00	-31,113.34	758,886.66	- .04
23-08-3180-000-000-100 PRO-RATA MOTOR VEHICLE	-278.08	.00	.00	-271.68	-271.68	
23-08-5690-000-000-100 (9000) NON-PROGRAM INCOME-BU	-143,232.50	30,000.00	.00	-127,135.50	-97,135.50	-4.24
81 REVENUES	-175,631.28	820,000.00	.00	-158,520.52	661,479.48	- .19
23-08-2620-340-000-100 CONTRACTED SERVICES - ARCHITECT	.00	-6,000.00	.00	.00	-6,000.00	.00
23-08-2620-720-001-100 BUILDING IMPROVEMENT-NPHS	37,425.00	-300,000.00	.00	393,648.33	93,648.33	-1.31
23-08-2620-720-002-100 BUILDING IMPROVEMENTS-ADAMS	97,325.00	.00	.00	.00	.00	
23-08-2620-720-003-100 BUILDING IMPROVEMENTS-BUFFALO	.00	.00	234,593.00	234,593.00	234,593.00	
23-08-2620-720-004-100 BUILDING IMPROVEMENTS-MADISC	6,172.77	-25,000.00	.00	.00	-25,000.00	.00
23-08-2620-720-016-100 BUILDING IMPROVEMENTS-LAKE M	2,031.00	.00	.00	.00	.00	
23-08-2620-720-032-100 BUILDING IMPROVEMENTS-DISTRI	5,549.80	-670,755.00	606.00	1,818.00	-668,937.00	.00
91 EXPENDITURES	148,503.57	-1,001,755.00	235,199.00	630,059.33	-371,695.67	- .63
100	-27,127.71	-181,755.00	235,199.00	471,538.81	289,783.81	-2.59
08 SPECIAL BUILDING FUND	.00	-197,363.00	.00	197,363.00	.00	-1.00

North Platte Public School District

For 11/01/22 - 11/30/22

Variable Column Report

FJEXS01S

Periods 03 - 03

QCPUF

Month End Report 14

PY Periods 03 - 03

<u>Account No/Description</u>	<u>Prevl YTD Exp</u>	<u>YTD Adj Bud</u>	<u>Period Expended</u>	<u>YTD Actual</u>	<u>Avail Balance</u>	<u>Percent Used</u>
23-09-0001-013-000-000 CASH-NLNB-QCPUF	113,765.09	.00	-809,519.01	221,511.24	221,511.24	
23-09-0001-016-000-000 CASH ON DEPOSIT-COUNTY TREAS	3,107.17	.00	-16,060.99	-.06	-.06	
01 ASSETS	116,872.26	.00	-825,580.00	221,511.18	221,511.18	
23-09-0001-900-000-000 RESERVED FUND BALANCE	232.00	.00	.00	734.00	734.00	
23-09-0001-905-000-000 UNRESERVED FUND BALANCE	-897,229.29	.00	.00	-1,014,253.68	-1,014,253.68	
03 EQUITY	-896,997.29	.00	.00	-1,013,519.68	-1,013,519.68	
23-09-1100-000-000-000 PROPERTY TAXES-QCPUF	-44,834.90	1,005,794.00	.00	-42,035.79	963,758.21	-.04
23-09-3180-000-000-000 PRO-RATA MOTOR VEHICLE	-388.07	.00	.00	-367.05	-367.05	
81 REVENUES	-45,222.97	1,005,794.00	.00	-42,402.84	963,391.16	-.04
23-09-4500-720-010-010 BUILDING IMPROVMENTS-MCDONALD	.00	.00	.00	9,565.34	9,565.34	
23-09-5000-830-000-000 DUES AND FEES-PAYING AGENT	200.00	-1,000.00	200.00	200.00	-800.00	-.20
23-09-5000-831-000-000 PRINCIPAL COSTS	800,000.00	-970,000.00	805,000.00	805,000.00	-165,000.00	-.83
23-09-5000-832-000-000 DEBT SERVICE INTEREST	25,380.00	-35,528.00	20,380.00	20,380.00	-15,148.00	-.57
91 EXPENDITURES	825,580.00	-1,006,528.00	825,580.00	835,145.34	-171,382.66	-.83
09 QCPUF	232.00	-734.00	.00	734.00	.00	-1.00

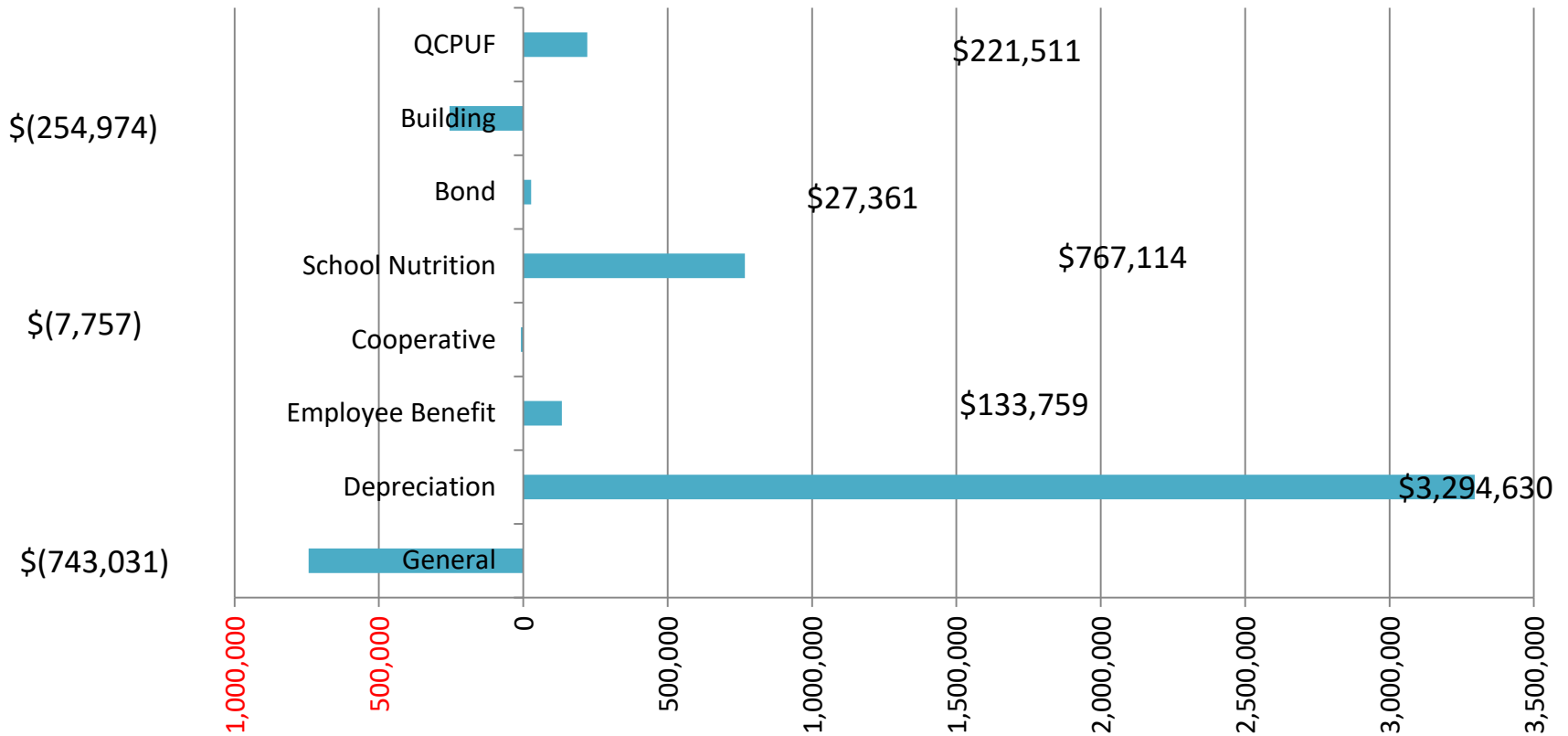
NORTH PLATTE PUBLIC SCHOOLS
CASH AND INVESTMENTS
November 30, 2022



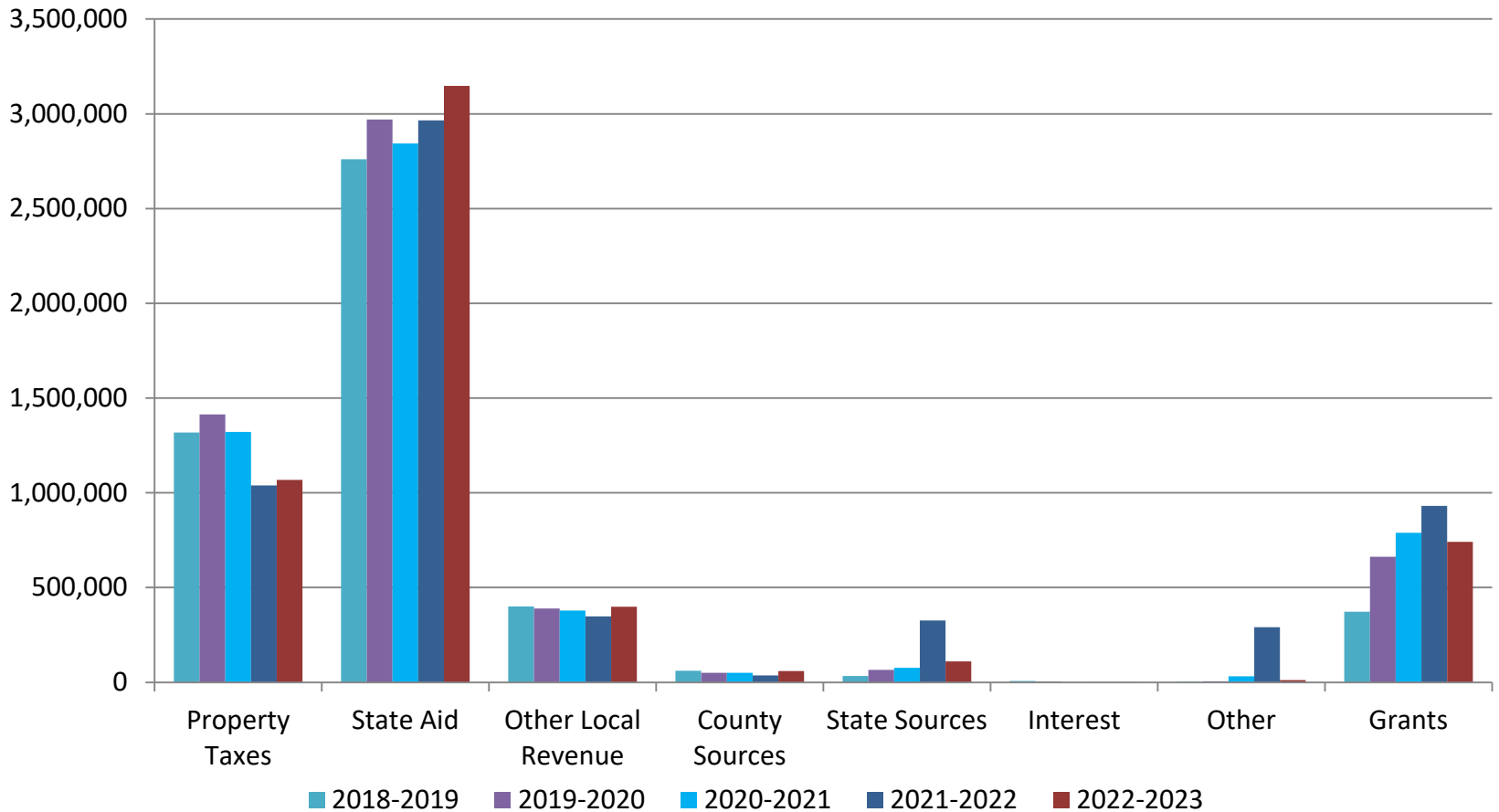
FUNDS	Bank	First <u>National</u>	<u>Nebraskaland</u>	<u>Other</u>	
GENERAL FUND	Operating	-	(701,313)		(701,313)
DEPRECIATION	Enterprise		3,288,762		3,288,762
EMPLOYEE BENEFIT	Enterprise		136,051		136,051
FIDUCIARY FUNDS	Enterprise		1,553,830		1,553,830
NUTRITION			876,560		876,560
BOND FUND			27,361		27,361
BUILDING FUND	Operating		(254,399)		(254,399)
QCPUF	Operating		221,511		221,511
COOPERATING	Operating		(7,757)		(7,757)
Subtotal		<u>-</u>	<u>5,140,606</u>		<u>5,140,606</u>
		0.0%	100.0%		
GENERAL FUND	NLAF			63,705	63,705
Cash On Hand/Petty Cash					
General Fund					
Schools				\$ 50	50
McKinley	Stamps/Cash				231
McKinley-Checking	Equitable			99,672	99,672
Maintenance					200
Kids Klub					-
Total General Fund				<u>\$</u>	<u>100,153</u>
Activity-Athletics					4,150
Cafeteria					505
Total Cash on Hand					<u>104,808</u>
Total Cash				<u>\$</u>	<u>5,245,414</u>

North Platte Public Schools
Balance Sheet – Total Net Assets
For the Three Month Period Ending November 30, 2022

2022-2023



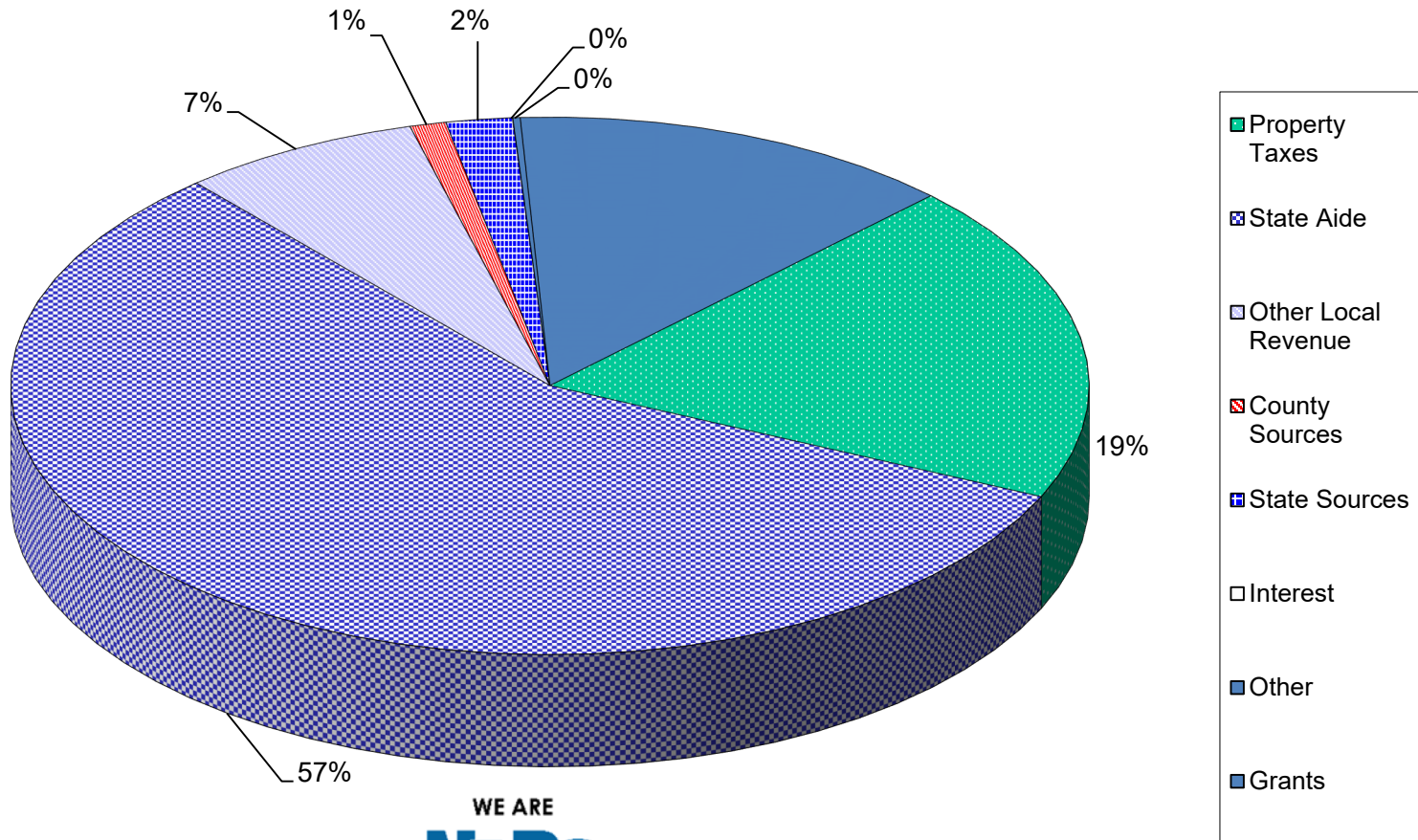
North Platte Public Schools Revenue Comparison For the Three Month Period Ending November 30, 2022



North Platte Public Schools

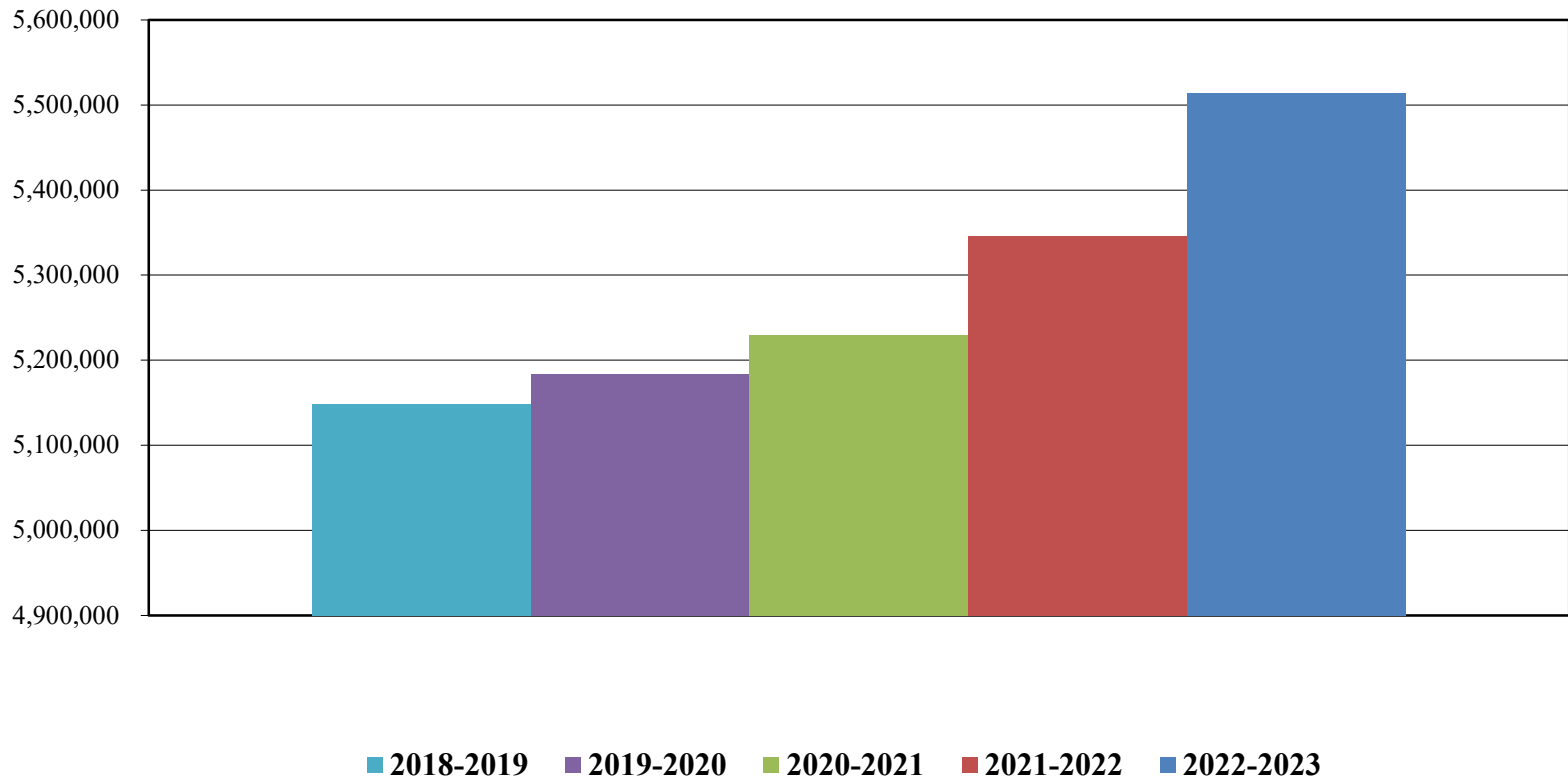
Revenue by Object Code

For the Three Month Period Ending November 30, 2022



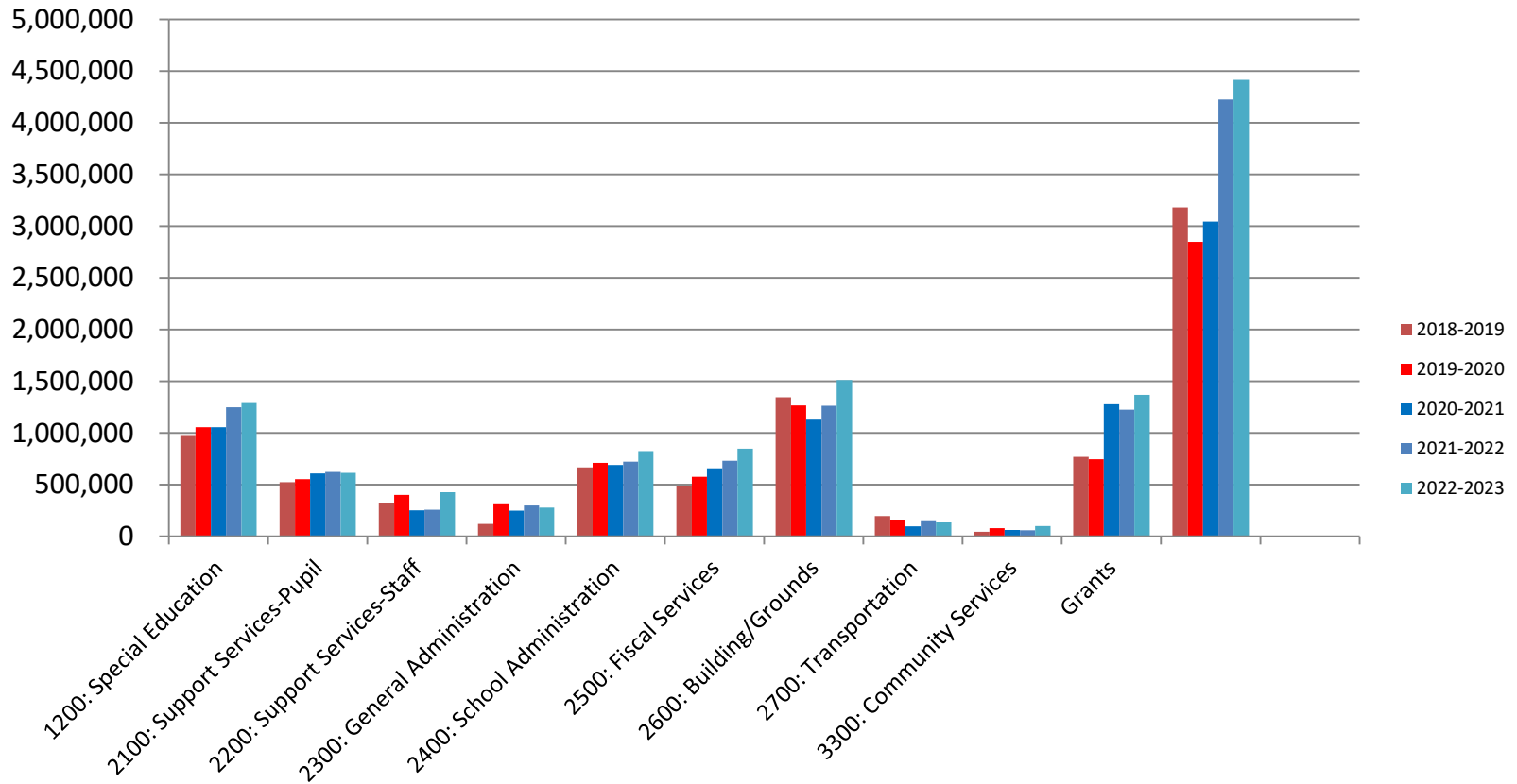
North Platte Public Schools

Comparison of Expense-1100: Instruction Only
For the Three Month Period Ending November 30



North Platte Public Schools

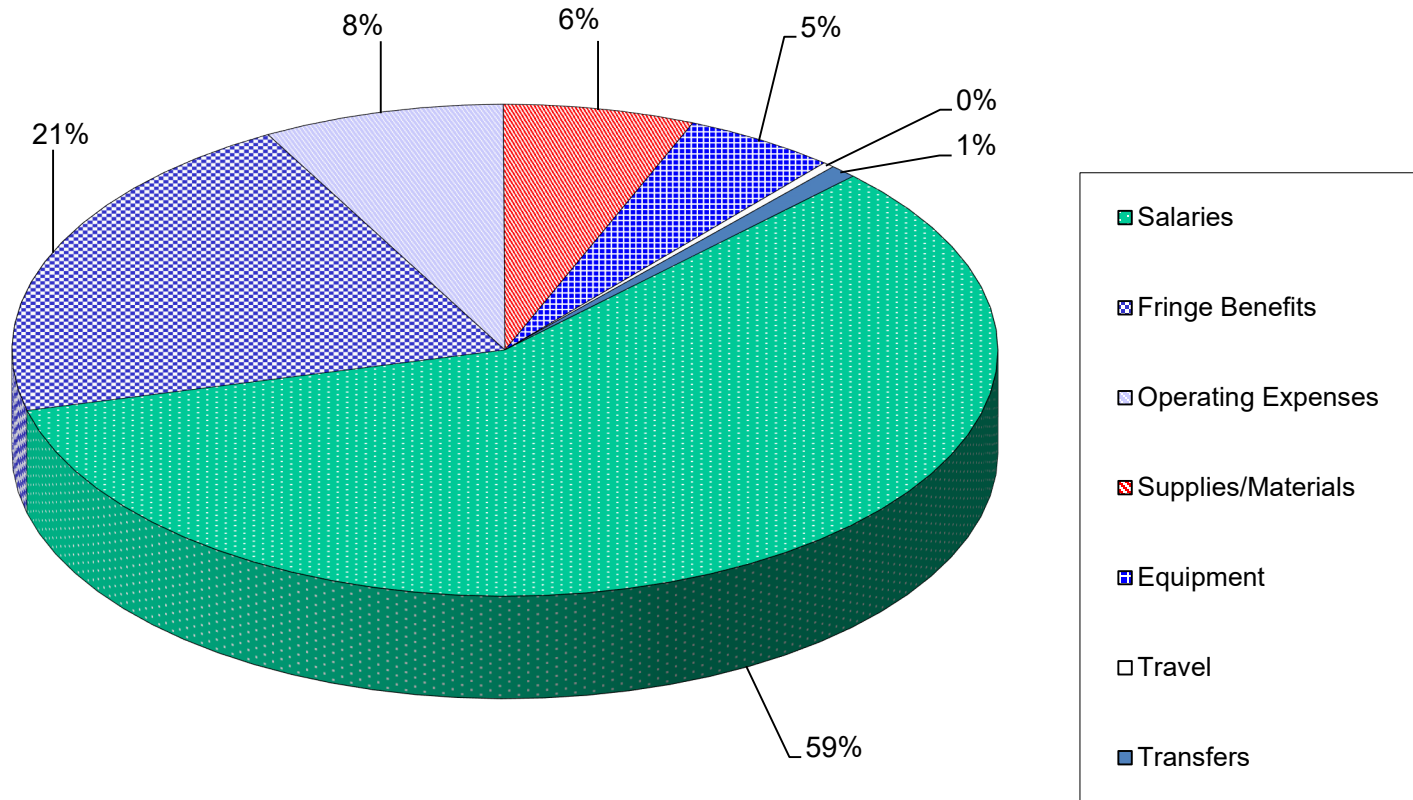
Comparison of Expense by Discipline For the Three Month Period Ending November 30



North Platte Public Schools

Expenditures by Object Code

For the Three Month Period Ending November 30, 2022



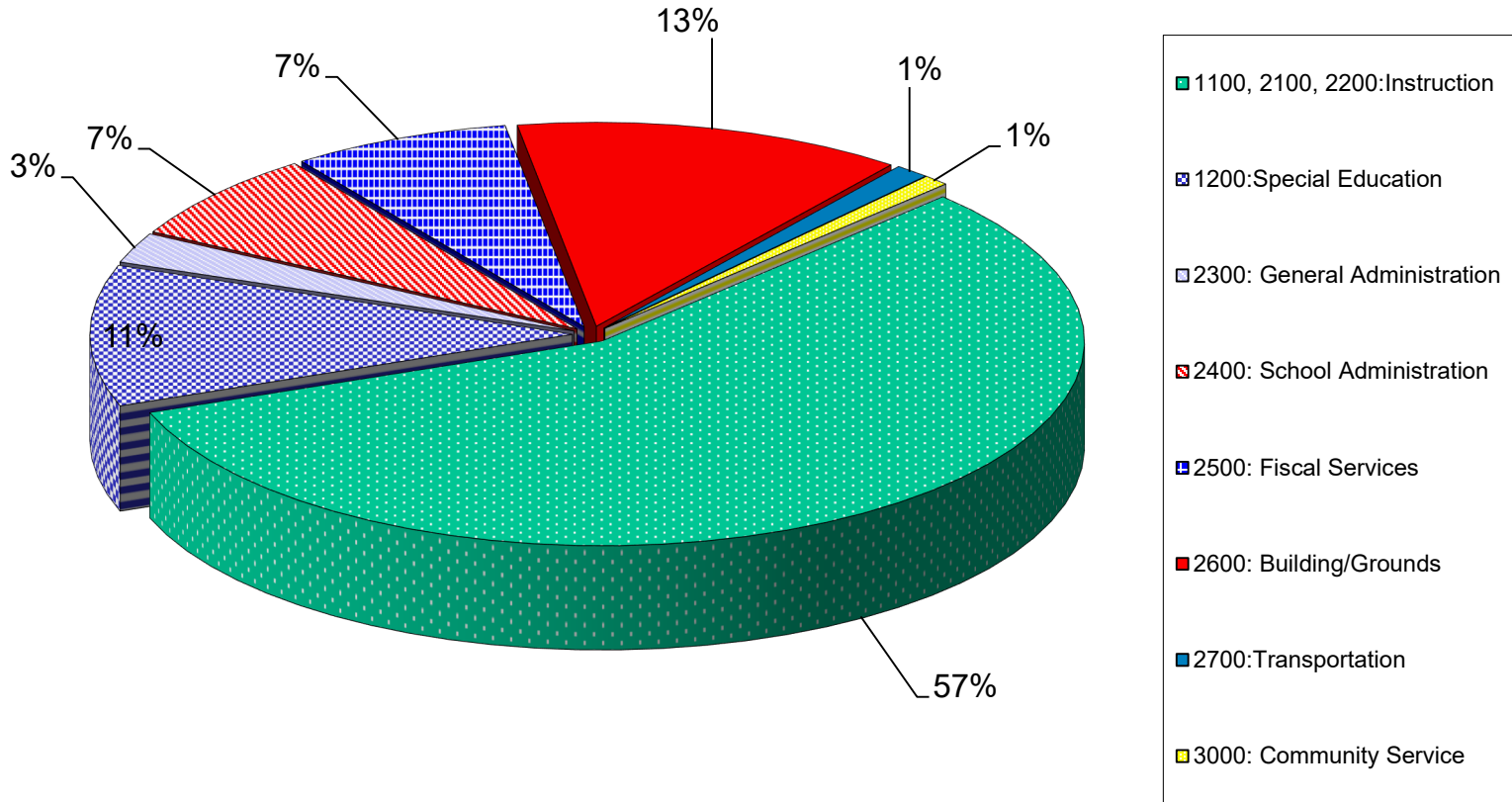
General Fund Expenditures excluding Grants



North Platte Public Schools

Expenditures by Discipline

For the Three Month Period Ending November 30, 2022



General Fund Expenditures excluding grants



North Platte Public Schools
Operating Fund
November 2022

Check No	Check Date	Vendor Name	Check Amount
	11/20/2022	Payroll	\$1,766,444.13
00003402	11/10/2022	NEBRASKA STATE TAX COMMISSIONER	\$92,086.27
00003407	11/10/2022	NEBRASKA RETIREMENT SYSTEMS	\$485,100.05
00003410	11/18/2022	VISION SERVICE PLAN	\$4,882.65
00003412	11/18/2022	AMERICAN FAMILY LIFE ASSURANCE CO.	\$4,525.88
00003413	11/18/2022	NEBRASKA CHILD SUPPORT PAYMENT CENTE	\$2,334.00
00003414	11/18/2022	NATIONWIDE	\$20,053.87
00003415	11/18/2022	AMERICAN FIDELITY ASSURANCE CO.	\$13,693.72
00003417	11/18/2022	AMERICAN FIDELITY	\$2,917.04
00003418	11/18/2022	INTERNAL REVENUE SERVICE	\$570,817.17
00633755	11/9/2022	CALLAHAN CANCER CENTER	\$2,400.00
00633756	11/9/2022	CASH-WA DISTRIBUTING CO.	\$520.46
00633757	11/9/2022	COCA-COLA/PREMIUM FOOD & BEVERAGE	\$395.44
00633758	11/9/2022	HIRSCHFELDS	\$680.00
00633759	11/9/2022	LOUP CITY PUBLIC SCHOOLS	\$125.00
00633760	11/9/2022	NORTH PLATTE COMMUNITY PLAYHOUSE	\$150.00
00633762	11/9/2022	LIENEMANN, CARRIE	\$193.75
00633763	11/9/2022	PEARSALL, BRIDGET	\$39.55
00633764	11/10/2022	PERRY GUTHERY HAAS AND GESSFORD PC	\$320.00
00633765	11/11/2022	CLUB'S CHOICE FUNDRAISING	\$158.00
00633766	11/11/2022	KLEIN, TRAVIS	\$210.00
00633767	11/11/2022	SODEXO INC & AFFILIATES	\$45.00
00633768	11/11/2022	ST. PAT'S HIGH SCHOOL	\$50.00
00633769	11/11/2022	UNITED CULTURES	\$294.00
00633770	11/14/2022	KRAMER, JOSH	\$90.00
00633771	11/14/2022	KRAMER, JOSH	\$120.00
00633772	11/14/2022	SNIVELY, SARAH	\$36.78
00633773	11/14/2022	KEARNEY HIGH SCHOOL	\$100.00
00633774	11/14/2022	NORTH PLATTE PUBLIC SCHOOLS FOUNDATIO	\$682.85
00633775	11/14/2022	ALLEN, JAMI	\$50.00
00633776	11/14/2022	EXECUTIVE SPEAKERS BUREAU	\$6,000.00
00633777	11/14/2022	SMILEY, HALEY	\$114.10
00633778	11/14/2022	WINSOR LEARNING, INC	\$1,522.40
00633779	11/14/2022	YENNI, JACQUELINE A.	\$582.95
00633780	11/15/2022	SMITH, TINA	\$196.50
00633781	11/15/2022	TELEGRAPH	\$1,416.00
00633782	11/15/2022	U-SAVE PHARMACY	\$510.00

00633783	11/15/2022	SODEXO INC & AFFILIATES	\$246,313.45
00633784	11/15/2022	VERIZON WIRELESS	\$75.10
00633785	11/15/2022	US BANK	\$372,769.56
00633786	11/15/2022	BUTLER, MAGGIE	\$28.83
00633787	11/18/2022	ACCELERATED RECEIVABLES SOLUTIONS	\$293.03
00633788	11/18/2022	ACCELERATED RECEIVABLES SOLUTIONS	\$788.14
00633789	11/18/2022	ACCELERATED RECEIVABLES SOLUTIONS	\$271.08
00633790	11/18/2022	CREDIT ACCEPTANCE CORPORATION	\$248.67
00633791	11/18/2022	CREDIT MANAGEMENT SERVICES	\$55.21
00633792	11/18/2022	CREDIT MANAGEMENT SERVICES INC	\$73.18
00633794	11/18/2022	CREDIT MANAGEMENT SERVICES INC	\$200.39
00633795	11/18/2022	CREDIT MANAGEMENT SERVICES INC	\$172.33
00633796	11/18/2022	CREDIT MANAGEMENT SERVICES INC	\$235.59
00633797	11/18/2022	CREDIT MANAGEMENT SERVICES INC	\$267.88
00633798	11/18/2022	CREDIT MANAGEMENT SERVICES INC	\$446.79
00633799	11/18/2022	CREDIT MANAGEMENT SERVICES INC	\$184.65
00633800	11/18/2022	CREDIT MANAGEMENT SERVICES INC	\$177.48
00633801	11/18/2022	ERIN M. MCCARTNEY, CHAPTER 13 TRUSTEE	\$1,300.00
00633802	11/18/2022	FIRST NATIONAL BANK OF OMAHA	\$387.32
00633803	11/18/2022	MADISION NATIONAL LIFE	\$2,636.70
00633804	11/18/2022	NATIONAL INSURANCE SERVICES	\$4,416.75
00633805	11/18/2022	NORTH PLATTE PUBLIC SCHOOLS FOUNDATIO	\$1,858.37
00633806	11/18/2022	OKLAHOMA	\$193.79
00633807	11/17/2022	ARNOLD, JENESSA	\$66.23
00633808	11/17/2022	CASH-WA DISTRIBUTING CO.	\$715.41
00633809	11/17/2022	COCA-COLA/PREMIUM FOOD & BEVERAGE	\$321.72
00633810	11/17/2022	HEARTLAND CHAMPIONSHIPS LLC	\$400.00
00633811	11/17/2022	LOU'S SPORTING GOODS	\$465.89
00633812	11/17/2022	LOU'S SPORTING GOODS	\$139.02
00633813	11/17/2022	VARSITY SPIRIT FASHIONS	\$125.40
00633814	11/17/2022	WHITETAIL SCREEN PRINT	\$147.00
00633815	11/17/2022	HOLIDAY INN OF KEARNEY	\$439.80
00633816	11/18/2022	VERIZON WIRELESS	\$1,335.79
00633817	11/21/2022	COCA-COLA/PREMIUM FOOD & BEVERAGE	\$286.88
00633818	11/21/2022	CONDONS HOUSE OF SIGNS	\$200.00
00633819	11/21/2022	PERKINS COUNTY SCHOOL	\$35.00
00633820	11/21/2022	SCOTTSDLUFF HIGH SCHOOL	\$40.00
00633821	11/21/2022	TROSPER, JASON	\$125.00
00633822	11/21/2022	HOLLING, DARCI	\$64.98
00633823	11/21/2022	NORTHWESTERN PUBLIC SERVICE	\$1,720.46
00633824	11/21/2022	RUTT'S HEATING AND AIR CONDITIONING INC	\$5,508.00
00633825	11/22/2022	MINDEN HIGH SCHOOL	\$150.00

00633826	11/22/2022	CLUB'S CHOICE FUNDRAISING	\$411.40
00633827	11/22/2022	WEATHERCRAFT CO OF N P	\$234,593.00
00633828	11/22/2022	PURDY, LEAH	\$100.00
00633829	11/28/2022	DUELAND, JAYCE	\$165.00
00633830	11/28/2022	HASTINGS HIGH SCHOOL	\$160.00
00633831	11/28/2022	KEARNEY HIGH SCHOOL	\$225.00
00633832	11/28/2022	KLEIN, TRAVIS	\$60.00
00633833	11/28/2022	KRAMER, JOSH	\$60.00
00633834	11/28/2022	LOU'S SPORTING GOODS	\$612.69
00633835	11/28/2022	LOU'S SPORTING GOODS	\$2,272.93
00633836	11/28/2022	MESSERSMITH, SHANNON	\$165.00
00633837	11/28/2022	MOORE, JEFF	\$165.00
00633838	11/28/2022	MOORE, JEFF	\$165.00
00633839	11/28/2022	MOORE, LANCE	\$165.00
00633840	11/28/2022	RIEDEL, DEAN	\$165.00
00633841	11/28/2022	RIEDEL, DEAN	\$165.00
00633842	11/28/2022	SCHUKAR, SCOTT	\$165.00
00633843	11/28/2022	SODEXO INC & AFFILIATES	\$86.68
00633844	11/28/2022	VALLEAU, TIMOTHY M.	\$165.00
00633845	11/29/2022	BLUE CROSS/BLUE SHIELD OF NEBRASKA	\$430,317.29
00633846	11/29/2022	DANA F COLE & COMPANY LLC	\$11,470.00
00633847	11/29/2022	NEBRASKA PORTRAITS	\$500.00
00633848	11/29/2022	NORTH PLATTE POLICE DEPARTMENT	\$500.00
00633849	11/29/2022	RSVP (City of NP)	\$175.00
00633850	11/29/2022	BELLEVUE EAST HIGH SCHOOL	\$175.00
00633851	11/29/2022	GOTHENBURG PUBLIC SCHOOLS	\$75.00
00633852	11/29/2022	LEXINGTON HIGH SCHOOL	\$40.00
00633853	11/29/2022	LOU'S SPORTING GOODS	\$4,550.33
00633854	11/29/2022	MESSERSMITH, SHANNON	\$165.00
00633855	11/29/2022	NE HS SPORTS HALL OF FAME FOUNDATION	\$606.00
00633856	11/29/2022	PAXTON, ARLAN	\$165.00
00633857	11/29/2022	ST. PAT'S HIGH SCHOOL	\$100.00
00633858	11/29/2022	WALNUT MIDDLE SCHOOL	\$100.00
00633859	11/29/2022	WALZ, JON C	\$165.00
00633860	11/29/2022	WHITETAIL SCREEN PRINT	\$543.75
00633861	11/30/2022	BUCHANAN, MICHAEL	\$120.00
00633862	11/30/2022	COCA-COLA/PREMIUM FOOD & BEVERAGE	\$377.58
00633863	11/30/2022	METROPOLITAN ENTERTAINMENT & CONVENT	\$4,530.50
00633864	11/30/2022	MILLER, SHANE	\$120.00
00633865	11/30/2022	SCHNELL, KLENT	\$400.00
00633866	11/30/2022	NORTHWESTERN PUBLIC SERVICE	\$10,191.08
00633867	11/30/2022	REED, JAMES	\$329.45

00633868	12/1/2022	ENGLE, JORDAN	\$1,200.00
00633869	12/1/2022	LAWLESS, LANDEN	\$378.00
00633870	12/1/2022	MENTZER, BRETT	\$135.00
00633871	12/1/2022	POCHUP, TREVOR	\$297.00
00633872	12/1/2022	SODEXO INC & AFFILIATES	\$131.50
00633873	12/1/2022	SWEDBERG, LANE	\$108.00
00633874	12/2/2022	CONDONS HOUSE OF SIGNS	\$15,600.00
00633875	12/2/2022	ELLSWORTH, JEFFREY	\$50.00
00633876	12/2/2022	ESHLEMAN, TAMI	\$50.00
00633877	12/2/2022	FLANDERS, KIM	\$50.00
00633878	12/2/2022	SGH CONCEPTS	\$18,837.00
00633879	12/2/2022	US CELLULAR	\$294.74
00633880	12/5/2022	CONDONS HOUSE OF SIGNS	\$1,350.00
00633881	12/5/2022	COURTYARD LINCOLN DOWNTOWN/HAYMARK	\$1,140.00
00633882	12/5/2022	HEMINGFORD PUBLIC SCHOOLS	\$75.00
00633883	12/5/2022	JONESON, COLE	\$105.00
00633884	12/5/2022	KLEIN, TRAVIS	\$90.00
00633885	12/5/2022	KRAMER, JOSH	\$90.00
00633886	12/5/2022	LAWRENCE, DANIEL	\$105.00
00633887	12/5/2022	LOU'S SPORTING GOODS	\$117.35
00633888	12/5/2022	SODEXO INC & AFFILIATES	\$22.50
00633889	12/5/2022	STAPLETON SCHOOL DISTRICT 4-1	\$90.00
00633890	12/5/2022	WEISDORFER, ERIC	\$390.00
00633891	12/5/2022	GOODENOW, ALLISON	\$50.00
00633892	12/6/2022	ALLISON, JACQUELINE	\$250.00
00633893	12/6/2022	BAADE, APRIL	\$15.00
00633895	12/6/2022	KSB SCHOOL LAW	\$58.00
00633896	12/6/2022	MILLER, JODI	\$460.00
00633897	12/6/2022	OCHS, KAREN	\$550.00
00633898	12/6/2022	THE FLOWER MARKET	\$136.39
00633899	12/6/2022	WHITETAIL SCREEN PRINT	\$3,276.15
00633900	12/6/2022	GAYMAN, VICKY	\$190.00
00633901	12/6/2022	CLUB'S CHOICE FUNDRAISING	\$587.82
00633902	12/6/2022	KRIZEK, JORDAN	\$303.75
00633903	12/6/2022	SODEXO INC & AFFILIATES	\$106.00
00633904	12/6/2022	WEATHERLY, LENORE	\$115.00
00633905	12/6/2022	WOJCIK, JOHN	\$407.50
00633906	12/6/2022	BERLINER, DIANE	\$21.25
00633907	12/6/2022	BUSCHER, BRANDY	\$100.00
00633908	12/6/2022	BUTLER, MAGGIE	\$57.89
00633909	12/6/2022	CITY OF NORTH PLATTE	\$186.00
00633910	12/6/2022	COHAGEN TRANSFER AND STORAGE	\$2,178.00

00633911	12/6/2022	FAMILY SKILL BUILDING SERVICES INC	\$10,375.88
00633912	12/6/2022	FLEECES, NANCY	\$32.50
00633913	12/6/2022	GOODENOW,ALLISON	\$629.83
00633914	12/6/2022	HAHN, KARA	\$350.00
00633915	12/6/2022	HASENAUER, JACOB	\$359.56
00633916	12/6/2022	HUB INTERNATIONAL MOUNAIN STATES LIMITE	\$635.00
00633917	12/6/2022	KAMMERER, JANETTE	\$316.88
00633918	12/6/2022	KECK, HALEY	\$54.87
00633919	12/6/2022	KRIZEK, JORDAN	\$359.56
00633920	12/6/2022	MADISON, BERNIE	\$286.25
00633921	12/6/2022	MELTON, AMBERLI	\$55.63
00633922	12/6/2022	MIDWEST CONNECT	\$2,126.05
00633923	12/6/2022	MILLS, KEVIN	\$100.00
00633924	12/6/2022	MORALES, MOLLY	\$89.78
00633925	12/6/2022	NEPPER, ASPEN	\$91.88
00633926	12/6/2022	PLATTE VALLEY COUNSELING, LLC	\$375.00
00633927	12/6/2022	RHODES, TODD	\$100.00
00633928	12/6/2022	ROTERT, CHARLENE	\$41.25
00633929	12/6/2022	SMITH, TINA	\$100.00
00633930	12/6/2022	SODEXO INC & AFFILIATES	\$1,982.25
00633931	12/6/2022	COCA-COLA/PREMIUM FOOD & BEVERAGE	\$624.45
00633932	12/6/2022	MONICA KRAMER COUNSELING SERVICE	\$2,380.00
00633933	12/6/2022	YENNI, JACQUELINE A.	\$2,250.00
00633934	12/6/2022	FLINN SCIENTIFIC INC	\$10.63
00633935	12/6/2022	FOLLETT HIGHER EDUCATION GROUP, INC	\$246.79
00633936	12/6/2022	STRINGS N' THINGS INSTRUMENT REPAIR	\$85.00
00633937	12/6/2022	HOMETOWN LEASING	\$941.55
00633938	12/6/2022	SODEXO INC & AFFILIATES	\$49.45
00633939	12/6/2022	STRINGS N' THINGS INSTRUMENT REPAIR	\$90.00
00633940	12/6/2022	YANDAS MUSIC & PRO AUDIO	\$360.00
00633941	12/6/2022	ABC RECYCLING	\$50.00
00633942	12/6/2022	AUCA CHICAGO LOCKBOX	\$1,499.70
00633943	12/6/2022	CHEM-AQUA, INC	\$325.12
00633944	12/6/2022	COBURN, LORI	\$14.97
00633945	12/6/2022	COCA-COLA/PREMIUM FOOD & BEVERAGE	\$396.81
00633946	12/6/2022	CRESCENT ELECTRIC	\$313.88
00633947	12/6/2022	DEERE CREDIT, INC	\$695.00
00633948	12/6/2022	ECCA CONTROL LLC	\$1,300.00
00633949	12/6/2022	EXPRESS EMPLOYMENT PROFESSIONALS	\$3,340.80
00633950	12/6/2022	HIRERIGHT SOLUTIONS INC	\$273.75
00633951	12/6/2022	KNOBEL'S REFRIGERATION	\$3,632.22
00633952	12/6/2022	MENTZER OIL COMPANY	\$4,592.32

00633953	12/6/2022	MITZI KRAMER WATER OPERATOR	\$1,271.96
00633954	12/6/2022	NORTH PLATTE WINNELSON CO.	\$584.61
00633955	12/6/2022	NSG LOGISTICS LLC	\$1,497.50
00633956	12/6/2022	PRO ROLLOFF LLC	\$267.39
00633957	12/6/2022	QUILL CORPORATION	\$36,750.00
00633958	12/6/2022	RED ARROW	\$110.00
00633959	12/6/2022	RUTT'S HEATING AND AIR CONDITIONING INC	\$6,300.00
00633960	12/6/2022	SAM'S LAWN SERVICE	\$275.00
00633961	12/6/2022	TK ELEVATOR CORPORATION	\$1,009.18
00633962	12/6/2022	US BANK VOYAGER FLEET SYSTEMS	\$7,846.80
00633963	12/6/2022	WEATHERCRAFT CO OF N P	\$9,641.25
00633964	12/6/2022	ANDERSON, BENJAMIN H.	\$165.00
00633965	12/6/2022	CLUB'S CHOICE FUNDRAISING	\$52.40
00633966	12/6/2022	GILLESPIE, CHAD	\$165.00
00633967	12/6/2022	GILLESPIE, CHAD	\$165.00
00633968	12/6/2022	HIRSCHFELDS	\$3,195.00
00633969	12/6/2022	KRACL, MARTIN	\$165.00
00633970	12/6/2022	MCCOOK PUBLIC SCHOOL	\$100.00
00633971	12/6/2022	VALENTINE COMMUNITY SCHOOLS	\$150.00
00633972	12/6/2022	WEISMANN, AARON	\$165.00
00633973	12/6/2022	CHAVEZ, MARIO	\$552.00
00633974	12/6/2022	CALLIHAN, JESSE	\$25.00
00633975	12/6/2022	CHRISTIANSON, KAITLYN	\$47.25
00633976	12/6/2022	ESU #10	\$90.00
00633977	12/6/2022	ESU #16	\$325.00
00633978	12/6/2022	LIENEMANN, CHERISH	\$168.38
00633979	12/6/2022	MOORE, MARISSA	\$159.61
00633980	12/6/2022	NCECBVI	\$150.00
00633981	12/6/2022	PATTERSON, KRISTI	\$55.06
00633982	12/6/2022	ROSSEAU, TAYLER	\$140.00
00633983	12/6/2022	TELEGRAPH	\$13.81
00633984	12/6/2022	WERNER, AMY	\$140.00
00633985	12/6/2022	YENNI, JACQUELINE A.	\$524.66
00633986	12/6/2022	ALTIG, DELBERT	\$371.25
00633987	12/6/2022	GARRICK, EMILY	\$356.25
00633988	12/6/2022	LUNDGREEN, JOANN	\$44.04
00633989	12/6/2022	PRO PRINTING & GRAPHICS/THE COPY HOUSE	\$2,584.85
00633990	12/6/2022	TELEGRAPH	\$80.09
00633991	12/6/2022	KINGSTON, KYLE	\$124.63
00633992	12/6/2022	MSDSONLINE	\$6,618.00
00633993	12/6/2022	ONE CALL CONCEPTS INC	\$4.76
00633994	12/6/2022	OUDEKIRK, TEVIN	\$101.76

00633995	12/6/2022	PROTEX CENTRAL INC	\$1,145.29
00633996	12/6/2022	TEGTMEIER, BRIAN	\$14.66
Grand Total:			4,506,723.00

For 11/01/22 - 11/30/22

Expenditure Summary Report

FJEXS01A

Periods 03 - 03

BOARD REPORT ON 1100 MAJOR PROGRAM

BOARD REPORT

Account No/Description	Adjusted Budget	Y-T-D Encumb	Period Expended	Y-T-D Expended	Available Balance	Percent Used
1100 REGULAR INSTRUCTION						
1100 REGULAR INSTRUCTION						
111 TEACHERS/PROFESSIONALS	8,513,312.00	.00	665,984.94	2,057,820.11	6,455,491.89	24.17
112 PARAPROFESSIONALS	67,874.00	.00	8,731.63	24,700.24	43,173.76	36.39
123 SUBSTITUTE TEACHERS	383,800.00	.00	37,627.50	79,397.50	304,402.50	20.69
150 STIPDENT NON-INSTRUCTION	.00	.00	1,170.00	9,051.00	-9,051.00	.00
151 INCENTIVE PROFESSIONAL STAFF	800,418.00	.00	62,561.23	197,939.36	602,478.64	24.73
211 HEALTH CARE PROFESSIONAL	1,633,174.00	.00	131,709.65	407,700.06	1,225,473.94	24.96
212 HEALTH CARE PARAPROFESSIONALS	7,931.00	.00	534.93	2,980.13	4,950.87	37.58
213 HEALTH CARE-PROFESSIONAL NON CERTIFIED	17,319.00	.00	1,024.55	2,428.69	14,890.31	14.02
220 FICA NON INSTRUCTIONAL	.00	.00	89.51	692.41	-692.41	.00
221 FICA PROFESSIONAL	776,870.00	.00	55,922.18	173,008.09	603,861.91	22.27
222 FICA PARAPROFESSIONAL	4,902.00	.00	667.80	1,750.02	3,151.98	35.70
223 FICA SUBSTITUTES	39,995.00	.00	2,872.38	6,060.03	33,934.97	15.15
230 RETIREMENT NON INSTRUCTIONAL	.00	.00	115.57	894.04	-894.04	.00
231 RETIREMENT PROFESSIONAL	917,065.00	.00	71,247.34	220,921.60	696,143.40	24.09
232 RETIREMENT PARAPROFESSIONALS	6,258.00	.00	398.59	1,285.73	4,972.27	20.55
233 RETIREMENT SUBS	.00	.00	640.85	1,463.16	-1,463.16	.00
281 HEALTH BENEFITS FOR TEACHERS	254,500.00	.00	15,166.76	45,500.28	208,999.72	17.88
333 MILEAGE STAFF	620.00	.00	.00	250.91	369.09	40.47
340 OTHER PROFESSIONAL SERVICES	5,000.00	.00	637.60	1,027.68	3,972.32	20.55
580 TRAVEL:MEAL,HOTEL,RENTAL	4,800.00	1,640.00	2,271.57	2,970.21	189.79	96.05
610 GENERAL SUPPLIES	271,589.00	36,703.03	12,966.33	58,275.00	176,610.97	34.97
612 COPY COST	65,665.00	.00	116.71	13,333.80	52,331.20	20.31
625 CONSUMABLES	8,500.00	.00	.00	.00	8,500.00	.00
640 BOOKS/PERIODICALS	3,500.00	.00	.00	.00	3,500.00	.00
733 FURNITURE AND FIXTURS	90,500.00	71,228.20	136.42	96,436.80	-77,165.00	185.27
734 TECHNOLGOY HARDWARE	100.00	.00	.00	.00	100.00	.00
890 MISCELLANEOUR EXPENDITURES	27,850.00	3,150.00	592.64	2,546.92	22,153.08	20.46
1100 REGULAR INSTRUCTION	13,901,542.00	112,721.23	1,073,186.68	3,408,433.77	10,380,387.00	25.33
1125 FLEX FUNDING						
111 TEACHERS/PROFESSIONALS	58,520.00	.00	.00	.00	58,520.00	.00
211 HEALTH CARE PROFESSIONAL	25,000.00	.00	.00	.00	25,000.00	.00
221 FICA PROFESSIONAL	4,702.00	.00	.00	.00	4,702.00	.00
231 RETIREMENT PROFESSIONAL	6,071.00	.00	.00	.00	6,071.00	.00
333 MILEAGE STAFF	350.00	.00	.00	.00	350.00	.00
340 OTHER PROFESSIONAL SERVICES	1,000.00	.00	582.95	582.95	417.05	58.30
352 OTHER TECHNICAL SERVICES	100.00	.00	.00	.00	100.00	.00
382 DISTANCE EDUCATION ONLY	200.00	.00	.00	.00	200.00	.00
610 GENERAL SUPPLIES	6,000.00	.00	.00	.00	6,000.00	.00
733 FURNITURE AND FIXTURS	500.00	.00	9.52	29.50	470.50	5.90
1125 FLEX FUNDING	102,443.00	.00	592.47	612.45	101,830.55	.60
1150 LIMITED ENGLISH PROFICIENCY PROGRAM						
111 TEACHERS/PROFESSIONALS	91,053.00	.00	4,927.02	26,126.51	64,926.49	28.69
112 PARAPROFESSIONALS	45,644.00	.00	3,937.60	10,118.76	35,525.24	22.17
151 INCENTIVE PROFESSIONAL STAFF	.00	.00	60.00	210.00	-210.00	.00
211 HEALTH CARE PROFESSIONAL	22,728.00	.00	709.18	5,905.34	16,822.66	25.98
212 HEALTH CARE PARAPROFESSIONALS	7,931.00	.00	692.49	1,691.01	6,239.99	21.32
221 FICA PROFESSIONAL	6,980.00	.00	377.96	1,998.61	4,981.39	28.63
222 FICA PARAPROFESSIONAL	3,492.00	.00	300.50	770.37	2,721.63	22.06
231 RETIREMENT PROFESSIONAL	8,914.00	.00	489.64	2,246.68	6,667.32	25.20

For 11/01/22 - 11/30/22

Expenditure Summary Report

FJEXS01A

Periods 03 - 03

BOARD REPORT ON 1100 MAJOR PROGRAM

BOARD REPORT

Account No/Description	Adjusted Budget	Y-T-D Encumb	Period Expended	Y-T-D Expended	Available Balance	Percent Used
1100 REGULAR INSTRUCTION						
1150 LIMITED ENGLISH PROFICIENCY PROGRAM						
232 RETIREMENT PARAPROFESSIONALS	4,509.00	.00	336.73	927.59	3,581.41	20.57
333 MILEAGE STAFF	1,000.00	.00	245.29	337.38	662.62	33.74
340 OTHER PROFESSIONAL SERVICES	1,000.00	.00	303.10	483.35	516.65	48.34
580 TRAVEL:MEAL,HOTEL,RENTAL	1,000.00	.00	.00	39.77	960.23	3.98
610 GENERAL SUPPLIES	2,000.00	.00	.00	.00	2,000.00	.00
733 FURNITURE AND FIXTURS	.00	.00	.00	58.12	-58.12	.00
1150 LIMITED ENGLISH PROFICIENCY PROGRAM	196,251.00	.00	12,379.51	50,913.49	145,337.51	25.94
1160 POVERTY PROGRAM						
110 CLERICAL_BUSDRIVERS	35,788.00	.00	4,129.03	11,801.01	23,986.99	32.97
111 TEACHERS/PROFESSIONALS	3,129,847.00	360.00	311,918.52	940,860.27	2,188,626.73	30.07
112 PARAPROFESSIONALS	276,555.00	.00	22,201.51	67,139.18	209,415.82	24.28
116 PROFESSIONAL NON-CERTIFIED	183,813.00	.00	13,527.25	40,581.75	143,231.25	22.08
123 SUBSTITUTE TEACHERS	28,000.00	.00	8,790.00	17,955.00	10,045.00	64.13
210 HEALTH CARE NON-INSTRUCTIONAL	7,931.00	.00	812.49	2,357.87	5,573.13	29.73
211 HEALTH CARE PROFESSIONAL	582,702.00	.00	58,713.11	174,423.00	408,279.00	29.93
212 HEALTH CARE PARAPROFESSIONALS	60,279.00	.00	3,784.05	10,495.61	49,783.39	17.41
213 HEALTH CARE-PROFESSIONAL NON CERTIFIED	.00	.00	48.48	48.48	-48.48	.00
220 FICA NON INSTRUCTIONAL	2,684.00	.00	314.43	898.74	1,785.26	33.49
221 FICA PROFESSIONAL	244,973.00	.00	24,283.63	73,324.81	171,648.19	29.93
222 FICA PARAPROFESSIONAL	20,335.00	.00	1,663.86	5,047.11	15,287.89	24.82
223 FICA SUBSTITUTES	8,328.00	.00	672.18	1,373.32	6,954.68	16.49
226 FICA NC PROFESSIONAL	13,991.00	.00	1,034.34	3,103.06	10,887.94	22.18
230 RETIREMENT NON INSTRUCTIONAL	3,465.00	.00	386.32	1,075.23	2,389.77	31.03
231 RETIREMENT PROFESSIONAL	316,439.00	.00	30,810.78	92,936.30	223,502.70	29.37
232 RETIREMENT PARAPROFESSIONALS	26,337.00	.00	2,193.03	6,392.17	19,944.83	24.27
233 RETIREMENT SUBS	.00	.00	81.38	88.79	-88.79	.00
236 RETIREMENT NC PROFESSIONAL	18,065.00	.00	1,336.20	4,008.60	14,056.40	22.19
281 HEALTH BENEFITS FOR TEACHERS	123,500.00	.00	10,291.73	31,958.53	91,541.47	25.88
290 LONG TERM DISABILITY	.00	.00	11.88	35.64	-35.64	.00
333 MILEAGE STAFF	.00	.00	153.99	440.28	-440.28	.00
340 OTHER PROFESSIONAL SERVICES	200,400.00	.00	5,313.67	85,806.80	114,593.20	42.82
382 DISTANCE EDUCATION ONLY	.00	.00	100.00	100.00	-100.00	.00
442 RENTALS	25,000.00	.00	.00	.00	25,000.00	.00
580 TRAVEL:MEAL,HOTEL,RENTAL	4,000.00	900.00	51.18	51.18	3,048.82	23.78
610 GENERAL SUPPLIES	101,785.00	5,676.60	4,465.07	27,728.19	68,380.21	32.82
612 COPY COST	45,500.00	7,253.83	1,249.66	16,480.29	21,765.88	52.16
625 CONSUMABLES	12,030.00	.00	44.54	286.25	11,743.75	2.38
630 FOOD:FOOD SERVICES	255,000.00	.00	21,291.98	122,279.48	132,720.52	47.95
733 FURNITURE AND FIXTURS	15,447.00	.00	1,682.45	3,072.45	12,374.55	19.89
890 MISCELLANEOUS EXPENDITURES	35,800.00	486.00	597.19	2,198.29	33,115.71	7.50
1160 POVERTY PROGRAM	5,777,994.00	14,676.43	531,953.93	1,744,347.68	4,018,969.89	30.44
1190 PRE SCHOOL PROGRAM						
111 TEACHERS/PROFESSIONALS	365,531.00	.00	31,110.00	93,330.00	272,201.00	25.53
112 PARAPROFESSIONALS	107,701.00	.00	21,358.39	54,919.54	52,781.46	50.99
123 SUBSTITUTE TEACHERS	.00	.00	225.00	300.00	-300.00	.00
151 INCENTIVE PROFESSIONAL STAFF	.00	.00	.00	812.00	-812.00	.00
211 HEALTH CARE PROFESSIONAL	44,768.00	.00	3,251.60	9,754.80	35,013.20	21.79
212 HEALTH CARE PARAPROFESSIONALS	29,397.00	.00	2,524.79	7,324.65	22,072.35	24.92
221 FICA PROFESSIONAL	28,429.00	.00	2,431.63	7,356.98	21,072.02	25.88

For 11/01/22 - 11/30/22

Expenditure Summary Report

FJEXS01A

Periods 03 - 03

BOARD REPORT ON 1100 MAJOR PROGRAM

BOARD REPORT

Account No/Description	Adjusted Budget	Y-T-D Encumb	Period Expended	Y-T-D Expended	Available Balance	Percent Used
1100 REGULAR INSTRUCTION						
1190 PRE SCHOOL PROGRAM						
222 FICA PARAPROFESSIONAL	8,105.00	.00	1,620.33	4,161.99	3,943.01	51.35
223 FICA SUBSTITUTES	.00	.00	17.22	22.95	-22.95	.00
231 RETIREMENT PROFESSIONAL	36,593.00	.00	3,072.98	9,299.15	27,293.85	25.41
232 RETIREMENT PARAPROFESSIONALS	12,284.00	.00	1,984.09	5,299.17	6,984.83	43.14
281 HEALTH BENEFITS FOR TEACHERS	13,000.00	.00	1,083.34	3,250.02	9,749.98	25.00
333 MILEAGE STAFF	.00	.00	.00	132.26	-132.26	.00
580 TRAVEL:MEAL,HOTEL,RENTAL	.00	763.75	763.75	2,530.37	-3,294.12	.00
610 GENERAL SUPPLIES	19,008.00	2,757.50	2,597.65	6,140.25	10,110.25	46.81
630 FOOD:FOOD SERVICES	.00	.00	210.50	2,307.68	-2,307.68	.00
1190 PRE SCHOOL PROGRAM	664,816.00	3,521.25	72,251.27	206,941.81	454,352.94	31.66
1100 REGULAR INSTRUCTION	20,643,046.00	130,918.91	1,690,363.86	5,411,249.20	15,100,877.89	26.85
1200 SPECIAL EDUCATION						
1200 SPECIAL EDUCATION - NON REIMB						
111 TEACHERS/PROFESSIONALS	100,000.00	.00	.00	.00	100,000.00	.00
151 INCENTIVE PROFESSIONAL STAFF	180,000.00	.00	.00	.00	180,000.00	.00
210 HEALTH CARE NON-INSRUCTIONAL	40,000.00	.00	.00	.00	40,000.00	.00
220 FICA NON INSTRUCTIONAL	11,500.00	.00	.00	.00	11,500.00	.00
230 RETIREMENT NON INSTRUCTIONAL	12,000.00	.00	.00	.00	12,000.00	.00
340 OTHER PROFESSIONAL SERVICES	20,000.00	.00	1,041.23	1,372.39	18,627.61	6.86
352 OTHER TECHNICAL SERVICES	.00	.00	183.00	549.00	-549.00	.00
382 DISTANCE EDUCATION ONLY	1,000.00	.00	129.27	387.81	612.19	38.78
410 UTILITY SERVICES (Water/Sewer)	500.00	.00	92.76	297.07	202.93	59.41
610 GENERAL SUPPLIES	2,000.00	.00	68.10	161.72	1,838.28	8.09
612 COPY COST	8,000.00	.00	631.02	1,036.44	6,963.56	12.96
621 HEATING FUEL	1,000.00	.00	131.88	211.30	788.70	21.13
622 ENERGY:ELECTRICITY	1,050.00	.00	124.08	381.54	668.46	36.34
733 FURNITURE AND FIXTURS	2,500.00	.00	.00	.00	2,500.00	.00
1200 SPECIAL EDUCATION - NON REIMB	379,550.00	.00	2,401.34	4,397.27	375,152.73	1.16
1210 PROGRAM DIRECTOR						
110 CLERICAL_BUSDRIVERS	59,320.00	.00	4,881.00	15,521.96	43,798.04	26.17
111 TEACHERS/PROFESSIONALS	133,748.00	.00	11,145.67	33,437.01	100,310.99	25.00
210 HEALTH CARE NON-INSRUCTIONAL	7,931.00	.00	660.92	1,982.76	5,948.24	25.00
211 HEALTH CARE PROFESSIONAL	22,364.00	.00	1,863.67	5,591.01	16,772.99	25.00
220 FICA NON INSTRUCTIONAL	4,448.00	.00	355.22	1,132.89	3,315.11	25.47
221 FICA PROFESSIONAL	10,232.00	.00	839.93	2,519.79	7,712.21	24.63
230 RETIREMENT NON INSTRUCTIONAL	5,744.00	.00	482.14	1,533.24	4,210.76	26.69
231 RETIREMENT PROFESSIONAL	13,211.00	.00	1,100.95	3,302.85	9,908.15	25.00
333 MILEAGE STAFF	3,500.00	.00	.00	.00	3,500.00	.00
540 ADVERTSING	500.00	.00	.00	.00	500.00	.00
580 TRAVEL:MEAL,HOTEL,RENTAL	3,000.00	.00	.00	371.62	2,628.38	12.39
810 DUES AND FEES	.00	.00	.00	905.00	-905.00	.00
1210 PROGRAM DIRECTOR	263,998.00	.00	21,329.50	66,298.13	197,699.87	25.11
1220 RESOURCE PROGRAMS						
111 TEACHERS/PROFESSIONALS	1,646,260.00	.00	140,184.15	419,934.29	1,226,325.71	25.51
112 PARAPROFESSIONALS	1,275,763.00	.00	129,006.42	378,473.79	897,289.21	29.67
123 SUBSTITUTE TEACHERS	50,000.00	.00	6,445.00	13,990.00	36,010.00	27.98
151 INCENTIVE PROFESSIONAL STAFF	15,000.00	.00	.00	7,974.53	7,025.47	53.16
211 HEALTH CARE PROFESSIONAL	295,401.00	.00	20,133.79	60,993.20	234,407.80	20.65

For 11/01/22 - 11/30/22

Expenditure Summary Report

FJEXS01A

Periods 03 - 03

BOARD REPORT ON 1100 MAJOR PROGRAM

BOARD REPORT

Account No/Description	Adjusted Budget	Y-T-D Encumb	Period Expended	Y-T-D Expended	Available Balance	Percent Used
1200 SPECIAL EDUCATION						
1220 RESOURCE PROGRAMS						
212 HEALTH CARE PARAPROFESSIONALS	241,538.00	.00	24,879.76	72,250.32	169,287.68	29.91
213 HEALTH CARE-PROFESSIONAL NON CERTIFIED	.00	.00	102.43	199.20	-199.20	.00
221 FICA PROFESSIONAL	127,899.00	.00	10,855.91	33,123.75	94,775.25	25.90
222 FICA PARAPROFESSIONAL	96,288.00	.00	9,601.31	28,088.31	68,199.69	29.17
223 FICA SUBSTITUTES	.00	.00	492.29	1,068.93	-1,068.93	.00
231 RETIREMENT PROFESSIONAL	165,162.00	.00	13,847.14	42,260.62	122,901.38	25.59
232 RETIREMENT PARAPROFESSIONALS	126,459.00	.00	12,643.25	37,033.03	89,425.97	29.28
233 RETIREMENT SUBS	.00	.00	76.57	165.47	-165.47	.00
281 HEALTH BENEFITS FOR TEACHERS	52,000.00	.00	4,333.36	13,000.08	38,999.92	25.00
333 MILEAGE STAFF	3,500.00	.00	318.71	991.44	2,508.56	28.33
340 OTHER PROFESSIONAL SERVICES	20,000.00	.00	350.00	8,454.00	11,546.00	42.27
352 OTHER TECHNICAL SERVICES	5,000.00	.00	.00	2,480.00	2,520.00	49.60
531 POSTAGE	950.00	.00	.00	57.85	892.15	6.09
580 TRAVEL:MEAL,HOTEL,RENTAL	3,500.00	645.99	100.00	415.00	2,439.01	30.31
610 GENERAL SUPPLIES	35,000.00	6,507.12	3,256.32	4,696.52	23,796.36	32.01
650 SUPPLIES-TECHNOLOGY RELATED	.00	4,003.91	.00	.00	-4,003.91	.00
733 FURNITURE AND FIXTURS	1,000.00	.00	.00	.00	1,000.00	.00
810 DUES AND FEES	.00	.00	.00	90.00	-90.00	.00
890 MISCELLANEOUR EXPENDITURES	10,000.00	.00	2,286.00	4,833.00	5,167.00	48.33
1220 RESOURCE PROGRAMS	4,170,720.00	11,157.02	378,912.41	1,130,573.33	3,028,989.65	27.37
1230 CONTRACTED PROGRAMS						
340 OTHER PROFESSIONAL SERVICES	200,000.00	.00	32,086.62	32,086.62	167,913.38	16.04
569 TUTION TO OTHER GOVERNMENTS	10,000.00	.00	.00	.00	10,000.00	.00
1230 CONTRACTED PROGRAMS	210,000.00	.00	32,086.62	32,086.62	177,913.38	15.28
1291 SPED AGE 3-5						
112 PARAPROFESSIONALS	83,456.00	.00	8,462.96	27,728.22	55,727.78	33.22
151 INCENTIVE PROFESSIONAL STAFF	16,000.00	.00	480.00	8,758.65	7,241.35	54.74
211 HEALTH CARE PROFESSIONAL	.00	.00	5.66	222.78	-222.78	.00
212 HEALTH CARE PARAPROFESSIONALS	33,198.00	.00	2,769.96	8,835.79	24,362.21	26.62
221 FICA PROFESSIONAL	6,384.00	.00	36.70	667.18	5,716.82	10.45
222 FICA PARAPROFESSIONAL	4,043.00	.00	639.15	2,096.59	1,946.41	51.86
231 RETIREMENT PROFESSIONAL	8,244.00	.00	47.42	865.17	7,378.83	10.49
232 RETIREMENT PARAPROFESSIONALS	5,219.00	.00	835.94	2,551.10	2,667.90	48.88
333 MILEAGE STAFF	6,000.00	.00	1,223.88	1,914.31	4,085.69	31.91
340 OTHER PROFESSIONAL SERVICES	35,000.00	.00	.00	.00	35,000.00	.00
352 OTHER TECHNICAL SERVICES	1,425.00	.00	180.00	259.00	1,166.00	18.18
382 DISTANCE EDUCATION ONLY	475.00	.00	15.02	47.05	427.95	9.91
580 TRAVEL:MEAL,HOTEL,RENTAL	950.00	.00	135.10	135.10	814.90	14.22
610 GENERAL SUPPLIES	5,500.00	.00	1,810.17	1,955.11	3,544.89	35.55
1291 SPED AGE 3-5	205,894.00	.00	16,641.96	56,036.05	149,857.95	27.22
1200 SPECIAL EDUCATION	5,230,162.00	11,157.02	451,371.83	1,289,391.40	3,929,613.58	24.87
1300 SUMMER SCHOOL						
1300 SUMMER SCHOOLS						
151 INCENTIVE PROFESSIONAL STAFF	60,000.00	.00	.00	.00	60,000.00	.00
222 FICA PARAPROFESSIONAL	4,590.00	.00	.00	.00	4,590.00	.00
231 RETIREMENT PROFESSIONAL	5,926.00	.00	.00	.00	5,926.00	.00
610 GENERAL SUPPLIES	3,000.00	.00	.00	.00	3,000.00	.00
1300 SUMMER SCHOOLS	73,516.00	.00	.00	.00	73,516.00	.00

For 11/01/22 - 11/30/22

Expenditure Summary Report

FJEXS01A

Periods 03 - 03

BOARD REPORT ON 1100 MAJOR PROGRAM

BOARD REPORT

Account No/Description	Adjusted Budget	Y-T-D Encumb	Period Expended	Y-T-D Expended	Available Balance	Percent Used
1300 SUMMER SCHOOL						
1300 SUMMER SCHOOL	73,516.00	.00	.00	.00	73,516.00	.00
2100 PUPIL SUPPORT						
2110 ATTENDANCE/SOCIAL WORK						
340 OTHER PROFESSIONAL SERVICES	.00	.00	1,056.00	1,056.00	-1,056.00	.00
580 TRAVEL:MEAL,HOTEL,RENTAL	.00	.00	.00	824.04	-824.04	.00
610 GENERAL SUPPLIES	5,000.00	769.90	1,306.83	10,335.17	-6,105.07	**
890 MISCELLANEOUR EXPENDITURES	.00	11,349.50	522.73	651.85	-12,001.35	.00
2110 ATTENDANCE/SOCIAL WORK	5,000.00	12,119.40	2,885.56	12,867.06	-19,986.46	**
2120 GUIDANCE						
110 CLERICAL_BUSDRIVERS	95,658.00	.00	8,483.27	28,496.33	67,161.67	29.79
111 TEACHERS/PROFESSIONALS	758,996.00	.00	62,382.59	188,281.29	570,714.71	24.81
123 SUBSTITUTE TEACHERS	.00	.00	75.00	585.00	-585.00	.00
151 INCENTIVE PROFESSIONAL STAFF	.00	.00	120.00	1,744.14	-1,744.14	.00
210 HEALTH CARE NON-INSTRUCTIONAL	7,931.00	.00	660.92	1,982.76	5,948.24	25.00
211 HEALTH CARE PROFESSIONAL	63,348.00	.00	6,348.41	19,205.48	44,142.52	30.32
220 FICA NON INSTRUCTIONAL	7,175.00	.00	636.22	2,141.71	5,033.29	29.85
221 FICA PROFESSIONAL	60,472.00	.00	4,926.57	14,970.25	45,501.75	24.76
223 FICA SUBSTITUTES	.00	.00	5.74	44.75	-44.75	.00
230 RETIREMENT NON INSTRUCTIONAL	9,264.00	.00	837.96	2,814.82	6,449.18	30.38
231 RETIREMENT PROFESSIONAL	78,087.00	.00	6,173.88	18,770.32	59,316.68	24.04
281 HEALTH BENEFITS FOR TEACHERS	52,000.00	.00	2,708.35	8,125.05	43,874.95	15.63
580 TRAVEL:MEAL,HOTEL,RENTAL	2,200.00	.00	40.00	360.00	1,840.00	16.36
610 GENERAL SUPPLIES	8,538.00	.00	35.96	330.32	8,207.68	3.87
2120 GUIDANCE	1,143,669.00	.00	93,434.87	287,852.22	855,816.78	25.17
2130 HEALTH SERVICES						
116 PROFESSIONAL NON-CERTIFIED	272,009.00	.00	14,253.24	43,382.22	228,626.78	15.95
123 SUBSTITUTE TEACHERS	15,000.00	.00	3,142.50	4,679.25	10,320.75	31.20
156 SALARIES-PROFESSIONAL NON CERTIFIED	.00	.00	3,507.95	11,776.50	-11,776.50	.00
213 HEALTH CARE-PROFESSIONAL NON CERTIFIED	1,148.00	.00	.00	.00	1,148.00	.00
216 HEALTH CARE NC PROFESSIONAL	29,573.00	.00	1,863.67	5,975.91	23,597.09	20.21
223 FICA SUBSTITUTES	.00	.00	240.40	357.97	-357.97	.00
226 FICA NC PROFESSIONAL	20,590.00	.00	1,438.98	4,459.87	16,130.13	21.66
236 RETIREMENT NC PROFESSIONAL	26,585.00	.00	1,754.42	5,448.47	21,136.53	20.49
286 HEALTH BENEFITS PROFESSIONALS	13,000.00	.00	1,083.34	3,250.02	9,749.98	25.00
333 MILEAGE STAFF	.00	.00	.00	184.30	-184.30	.00
340 OTHER PROFESSIONAL SERVICES	.00	.00	.00	59.00	-59.00	.00
580 TRAVEL:MEAL,HOTEL,RENTAL	5,000.00	.00	.00	.00	5,000.00	.00
610 GENERAL SUPPLIES	10,000.00	.00	996.18	7,760.59	2,239.41	77.61
630 FOOD:FOOD SERVICES	.00	.00	31.20	98.75	-98.75	.00
2130 HEALTH SERVICES	392,905.00	.00	28,311.88	87,432.85	305,472.15	22.25
2141 PSYCHOLOGIST						
333 MILEAGE STAFF	950.00	.00	15.28	15.28	934.72	1.61
340 OTHER PROFESSIONAL SERVICES	300,000.00	.00	46,192.40	106,012.21	193,987.79	35.34
352 OTHER TECHNICAL SERVICES	300,000.00	549.00	549.00	549.00	298,902.00	.37
580 TRAVEL:MEAL,HOTEL,RENTAL	950.00	2,105.75	.00	.00	-1,155.75	**
610 GENERAL SUPPLIES	4,000.00	.00	.00	-330.00	4,330.00	-8.25
2141 PSYCHOLOGIST	605,900.00	2,654.75	46,756.68	106,246.49	499,998.76	17.97
2151 SPEECH PATHOLOGY						
111 TEACHERS/PROFESSIONALS	162,239.00	.00	16,380.24	53,455.72	108,783.28	32.95

For 11/01/22 - 11/30/22

Expenditure Summary Report

FJEXS01A

Periods 03 - 03

BOARD REPORT ON 1100 MAJOR PROGRAM

BOARD REPORT

Account No/Description	Adjusted Budget	Y-T-D Encumb	Period Expended	Y-T-D Expended	Available Balance	Percent Used
2100 PUPIL SUPPORT						
2151 SPEECH PATHOLOGY						
112 PARAPROFESSIONALS	.00	.00	900.48	6,078.14	-6,078.14	.00
211 HEALTH CARE PROFESSIONAL	7,931.00	.00	1,863.05	5,785.67	2,145.33	72.95
212 HEALTH CARE PARAPROFESSIONALS	.00	.00	692.49	2,045.90	-2,045.90	.00
221 FICA PROFESSIONAL	13,108.00	.00	1,315.42	4,303.90	8,804.10	32.83
222 FICA PARAPROFESSIONAL	.00	.00	68.18	462.86	-462.86	.00
231 RETIREMENT PROFESSIONAL	16,925.00	.00	1,618.01	5,280.27	11,644.73	31.20
232 RETIREMENT PARAPROFESSIONALS	.00	.00	88.95	600.38	-600.38	.00
281 HEALTH BENEFITS FOR TEACHERS	13,000.00	.00	893.76	3,060.44	9,939.56	23.54
2151 SPEECH PATHOLOGY	213,203.00	.00	23,820.58	81,073.28	132,129.72	38.03
2152 SPEECH PATH						
333 MILEAGE STAFF	.00	.00	131.41	196.72	-196.72	.00
352 OTHER TECHNICAL SERVICES	.00	600.00	.00	185.00	-785.00	.00
580 TRAVEL:MEAL,HOTEL,RENTAL	.00	.00	140.00	140.00	-140.00	.00
610 GENERAL SUPPLIES	2,000.00	.00	.00	809.60	1,190.40	40.48
2152 SPEECH PATH	2,000.00	600.00	271.41	1,331.32	68.68	96.57
2161 OCCUPATIONAL THERAPY						
116 PROFESSIONAL NON-CERTIFIED	18,851.00	.00	3,305.76	8,779.33	10,071.67	46.57
216 HEALTH CARE NC PROFESSIONAL	575.00	.00	166.34	302.50	272.50	52.61
226 FICA NC PROFESSIONAL	158.00	.00	252.59	671.02	-513.02	**
236 RETIREMENT NC PROFESSIONAL	203.00	.00	326.54	867.21	-664.21	**
333 MILEAGE STAFF	.00	.00	281.95	387.99	-387.99	.00
610 GENERAL SUPPLIES	.00	.00	147.00	222.00	-222.00	.00
2161 OCCUPATIONAL THERAPY	19,787.00	.00	4,480.18	11,230.05	8,556.95	56.75
2171 PHYSICAL THERAPY						
116 PROFESSIONAL NON-CERTIFIED	74,586.00	.00	6,378.17	19,134.51	55,451.49	25.65
216 HEALTH CARE NC PROFESSIONAL	20,927.00	.00	1,766.40	5,323.38	15,603.62	25.44
226 FICA NC PROFESSIONAL	5,536.00	.00	467.95	1,403.61	4,132.39	25.35
236 RETIREMENT NC PROFESSIONAL	7,149.00	.00	630.02	1,890.08	5,258.92	26.44
333 MILEAGE STAFF	.00	.00	197.96	197.96	-197.96	.00
2171 PHYSICAL THERAPY	108,198.00	.00	9,440.50	27,949.54	80,248.46	25.83
2100 PUPIL SUPPORT	2,490,662.00	15,374.15	209,401.66	615,982.81	1,859,305.04	25.35
2200 STAFF SUPPORT						
2211 SCHOOL IMPROVEMENT						
110 CLERICAL_BUSDRIVERS	53,432.00	.00	5,383.65	15,702.36	37,729.64	29.39
111 TEACHERS/PROFESSIONALS	257,261.00	.00	21,438.42	64,315.26	192,945.74	25.00
211 HEALTH CARE PROFESSIONAL	44,728.08	.00	3,727.34	11,182.02	33,546.06	25.00
220 FICA NON INSTRUCTIONAL	3,944.00	.00	411.86	1,201.25	2,742.75	30.46
221 FICA PROFESSIONAL	19,680.00	.00	1,598.62	4,795.86	14,884.14	24.37
230 RETIREMENT NON INSTRUCTIONAL	5,092.00	.00	531.79	1,551.05	3,540.95	30.46
231 RETIREMENT PROFESSIONAL	25,412.00	.00	2,117.64	6,352.92	19,059.08	25.00
333 MILEAGE STAFF	500.00	.00	305.39	410.25	89.75	82.05
340 OTHER PROFESSIONAL SERVICES	.00	15,184.00	.00	23,288.00	-38,472.00	.00
580 TRAVEL:MEAL,HOTEL,RENTAL	85,000.00	400.00	491.25	1,756.07	82,843.93	2.54
610 GENERAL SUPPLIES	12,000.00	498.84	549.86	777.44	10,723.72	10.64
611 TESTING MATERIAL	50,000.00	.00	.00	.00	50,000.00	.00
612 COPY COST	.00	.00	.00	378.73	-378.73	.00
625 CONSUMABLES	36,000.00	.00	.00	.00	36,000.00	.00
640 BOOKS/PERIODICALS	30,000.00	5,523.11	126.50	656.60	23,820.29	20.60

For 11/01/22 - 11/30/22

Expenditure Summary Report

FJEXS01A

Periods 03 - 03

BOARD REPORT ON 1100 MAJOR PROGRAM

BOARD REPORT

Account No/Description	Adjusted Budget	Y-T-D Encumb	Period Expended	Y-T-D Expended	Available Balance	Percent Used
2200 STAFF SUPPORT						
2211 SCHOOL IMPROVEMENT						
733 FURNITURE AND FIXTURES	.00	.00	.00	23,200.49	-23,200.49	.00
735 TECHNOLOGY SOFTWARE	45,000.00	6,075.00	.00	18,680.54	20,244.46	55.01
890 MISCELLANEOUS EXPENDITURES	.00	1,360.92	.00	969.81	-2,330.73	.00
2211 SCHOOL IMPROVEMENT	668,049.08	29,041.87	36,682.32	175,218.65	463,788.56	30.58
2213						
580 TRAVEL:MEAL,HOTEL,RENTAL	53,200.00	5,314.37	4,933.39	6,596.13	41,289.50	22.39
2213	53,200.00	5,314.37	4,933.39	6,596.13	41,289.50	22.39
2214 IMPLEMENTATION OF STANDARDS						
151 INCENTIVE PROFESSIONAL STAFF	229,890.00	.00	.00	232.00	229,658.00	.10
221 FICA PROFESSIONAL	17,587.00	.00	.00	17.68	17,569.32	.10
231 RETIREMENT PROFESSIONAL	22,708.00	.00	.00	22.92	22,685.08	.10
580 TRAVEL:MEAL,HOTEL,RENTAL	.00	.00	.00	118.93	-118.93	.00
610 GENERAL SUPPLIES	.00	10,120.60	7,555.00	7,555.00	-17,675.60	.00
640 BOOKS/PERIODICALS	200,000.00	20,461.03	20,461.03	20,461.03	159,077.94	20.46
641 eBOOKS	10,000.00	.00	.00	.00	10,000.00	.00
735 TECHNOLOGY SOFTWARE	225,000.00	2,700.00	155.88	82,037.64	140,262.36	37.66
2214 IMPLEMENTATION OF STANDARDS	705,185.00	33,281.63	28,171.91	110,445.20	561,458.17	20.38
2220 MEDIA LIBRARY						
111 TEACHERS/PROFESSIONALS	213,675.00	.00	12,821.50	38,464.50	175,210.50	18.00
112 PARAPROFESSIONALS	143,899.00	.00	12,997.96	39,275.19	104,623.81	27.29
123 SUBSTITUTE TEACHERS	6,450.00	.00	210.00	210.00	6,240.00	3.26
211 HEALTH CARE PROFESSIONAL	.00	.00	1,387.93	4,163.79	-4,163.79	.00
212 HEALTH CARE PARAPROFESSIONALS	23,134.00	.00	3,071.50	9,161.85	13,972.15	39.60
221 FICA PROFESSIONAL	17,026.00	.00	993.60	2,980.81	14,045.19	17.51
222 FICA PARAPROFESSIONAL	9,427.00	.00	982.65	2,968.41	6,458.59	31.49
223 FICA SUBSTITUTES	.00	.00	16.07	16.07	-16.07	.00
231 RETIREMENT PROFESSIONAL	21,983.00	.00	1,266.48	3,799.44	18,183.56	17.28
232 RETIREMENT PARAPROFESSIONALS	12,173.00	.00	1,283.91	3,879.53	8,293.47	31.87
281 HEALTH BENEFITS FOR TEACHERS	14,200.00	.00	541.67	1,625.01	12,574.99	11.44
333 MILEAGE STAFF	300.00	.00	53.75	229.30	70.70	76.43
340 OTHER PROFESSIONAL SERVICES	1,000.00	.00	.00	.00	1,000.00	.00
580 TRAVEL:MEAL,HOTEL,RENTAL	1,929.00	.00	.00	112.35	1,816.65	5.82
610 GENERAL SUPPLIES	15,045.00	8,417.09	4,001.81	6,615.68	12.23	99.92
640 BOOKS/PERIODICALS	49,724.00	10,399.06	11,951.35	13,025.40	26,299.54	47.11
642 AUDIO-VISUAL MATERIALS	1,800.00	.00	.00	.00	1,800.00	.00
733 FURNITURE AND FIXTURES	6,410.00	.00	.00	.00	6,410.00	.00
734 TECHNOLOGY HARDWARE	8,910.00	8,297.10	.00	8,297.10	-7,684.20	186.24
810 DUES AND FEES	500.00	.00	.00	.00	500.00	.00
2220 MEDIA LIBRARY	547,585.00	27,113.25	51,580.18	134,824.43	385,647.32	29.57
2200 STAFF SUPPORT	1,974,019.08	94,751.12	121,367.80	427,084.41	1,452,183.55	26.44
2300 GENERAL ADMINISTRATION						
2310 BOARD OF EDUCATION						
110 CLERICAL_BUSDIVERS	36,936.72	.00	3,001.68	8,941.89	27,994.83	24.21
210 HEALTH CARE NON-INSTRUCTIONAL	8,000.00	.00	481.60	1,720.68	6,279.32	21.51
220 FICA NON INSTRUCTIONAL	2,810.00	.00	229.15	682.23	2,127.77	24.28
230 RETIREMENT NON INSTRUCTIONAL	3,628.00	.00	296.51	883.27	2,744.73	24.35
340 OTHER PROFESSIONAL SERVICES	13,000.00	.00	.00	45,000.00	-32,000.00	**
520 PROPERTY/LIABILITY INSURANCE	640,000.00	.00	.00	108,146.07	531,853.93	16.90

For 11/01/22 - 11/30/22

Expenditure Summary Report

FJEXS01A

Periods 03 - 03

BOARD REPORT ON 1100 MAJOR PROGRAM

BOARD REPORT

Account No/Description	Adjusted Budget	Y-T-D Encumb	Period Expended	Y-T-D Expended	Available Balance	Percent Used
2300 GENERAL ADMINISTRATION						
2310 BOARD OF EDUCATION						
540 ADVERTISING	15,000.00	.00	253.60	1,000.57	13,999.43	6.67
580 TRAVEL:MEAL,HOTEL,RENTAL	7,000.00	.00	240.00	1,240.00	5,760.00	17.71
610 GENERAL SUPPLIES	5,000.00	.00	134.14	158.68	4,841.32	3.17
810 DUES AND FEES	15,000.00	.00	4,250.00	4,250.00	10,750.00	28.33
890 MISCELLANEOUR EXPENDITURES	.00	.00	217.75	653.00	-653.00	.00
2310 BOARD OF EDUCATION	746,374.72	.00	9,104.43	172,676.39	573,698.33	23.14
2320 SUPERINTENDENT						
105 SUPERINTENDENT SALARY	230,000.00	.00	19,166.67	57,500.01	172,499.99	25.00
110 CLERICAL_BUSDROIVERS	62,452.00	.00	5,121.35	17,774.70	44,677.30	28.46
210 HEALTH CARE NON-INSTRUCTIONAL	16,655.00	.00	1,387.93	4,163.79	12,491.21	25.00
220 FICA NON INSTRUCTIONAL	4,689.00	.00	379.50	1,322.92	3,366.08	28.21
225 FICA SUPERINTENDENT	17,595.00	.00	1,465.54	4,396.62	13,198.38	24.99
230 RETIREMENT NON INSTRUCTIONAL	6,053.00	.00	505.88	1,755.75	4,297.25	29.01
235 RETIREMENT SUPERINTENDENT	22,719.00	.00	1,893.25	5,679.75	17,039.25	25.00
382 DISTANCE EDUCATION ONLY	.00	.00	100.00	200.00	-200.00	.00
580 TRAVEL:MEAL,HOTEL,RENTAL	6,000.00	.00	330.00	442.00	5,558.00	7.37
610 GENERAL SUPPLIES	6,500.00	2,563.95	334.36	5,268.21	-1,332.16	120.49
733 FURNITURE AND FIXTURES	10,000.00	423.97	.00	147.96	9,428.07	5.72
810 DUES AND FEES	3,000.00	805.00	.00	805.00	1,390.00	53.67
890 MISCELLANEOUR EXPENDITURES	11,000.00	.00	210.00	2,117.72	8,882.28	19.25
2320 SUPERINTENDENT	396,663.00	3,792.92	30,894.48	101,574.43	291,295.65	26.56
2330 LEGAL SERVICES						
317 LEGAL SERVICES	45,000.00	.00	1,576.00	3,714.00	41,286.00	8.25
2330 LEGAL SERVICES	45,000.00	.00	1,576.00	3,714.00	41,286.00	8.25
2300 GENERAL ADMINISTRATION	1,188,037.72	3,792.92	41,574.91	277,964.82	906,279.98	23.72
2400 SCHOOL ADMINISTRATION						
2410 OFFICE OF THE PRINCIPAL						
110 CLERICAL_BUSDROIVERS	506,722.00	.00	57,170.84	185,351.88	321,370.12	36.58
111 TEACHERS/PROFESSIONALS	1,398,390.50	.00	106,794.55	320,383.65	1,078,006.85	22.91
112 PARAPROFESSIONALS	21,610.00	.00	2,162.08	7,085.59	14,524.41	32.79
123 SUBSTITUTE TEACHERS	5,000.00	.00	.00	.00	5,000.00	.00
151 INCENTIVE PROFESSIONAL STAFF	.00	.00	430.00	4,209.77	-4,209.77	.00
210 HEALTH CARE NON-INSTRUCTIONAL	111,192.00	.00	11,292.54	33,862.02	77,329.98	30.45
211 HEALTH CARE PROFESSIONAL	154,330.00	.00	11,755.40	35,266.20	119,063.80	22.85
220 FICA NON INSTRUCTIONAL	32,373.00	.00	4,299.08	13,955.92	18,417.08	43.11
221 FICA PROFESSIONAL	26,675.00	.00	8,071.67	24,438.37	2,236.63	91.62
222 FICA PARAPROFESSIONAL	1,555.00	.00	164.85	540.41	1,014.59	34.75
230 RETIREMENT NON INSTRUCTIONAL	41,798.00	.00	5,647.22	18,267.28	23,530.72	43.70
231 RETIREMENT PROFESSIONAL	34,444.00	.00	10,548.96	31,646.88	2,797.12	91.88
232 RETIREMENT PARAPROFESSIONALS	2,008.00	.00	213.57	699.90	1,308.10	34.86
333 MILEAGE STAFF	1,250.00	.00	.00	152.07	1,097.93	12.17
340 OTHER PROFESSIONAL SERVICES	1,000.00	.00	.00	.00	1,000.00	.00
382 DISTANCE EDUCATION ONLY	10,950.00	.00	1,001.02	2,886.32	8,063.68	26.36
580 TRAVEL:MEAL,HOTEL,RENTAL	10,000.00	670.00	1,478.00	7,738.46	1,591.54	84.08
610 GENERAL SUPPLIES	11,015.00	692.42	816.65	997.87	9,324.71	15.35
733 FURNITURE AND FIXTURES	4,369.00	.00	.00	-80.14	4,449.14	-1.83
890 MISCELLANEOUR EXPENDITURES	3,966.00	1,022.30	26.99	1,971.95	971.75	75.50
2410 OFFICE OF THE PRINCIPAL	2,378,647.50	2,384.72	221,873.42	689,374.40	1,686,888.38	29.08

For 11/01/22 - 11/30/22

Expenditure Summary Report

FJEXS01A

Periods 03 - 03

BOARD REPORT ON 1100 MAJOR PROGRAM

BOARD REPORT

Account No/Description	Adjusted Budget	Y-T-D Encumb	Period Expended	Y-T-D Expended	Available Balance	Percent Used
2400 SCHOOL ADMINISTRATION						
2490 ACTIVITIES OFFICES						
110 CLERICAL_BUSDRIVERS	90,660.00	.00	8,842.26	28,567.30	62,092.70	31.51
111 TEACHERS/PROFESSIONALS	167,789.50	.00	14,052.69	42,158.07	125,631.43	25.13
112 PARAPROFESSIONALS	16,327.00	.00	997.68	3,182.88	13,144.12	19.49
151 INCENTIVE PROFESSIONAL STAFF	.00	.00	2,475.00	5,640.00	-5,640.00	.00
210 HEALTH CARE NON-INSTRUCTIONAL	37,037.00	.00	3,086.38	9,259.14	27,777.86	25.00
211 HEALTH CARE PROFESSIONAL	33,546.00	.00	3,373.75	9,664.55	23,881.45	28.81
220 FICA NON INSTRUCTIONAL	6,680.00	.00	673.49	2,176.57	4,503.43	32.58
221 FICA PROFESSIONAL	.00	.00	1,245.27	3,598.58	-3,598.58	.00
222 FICA PARAPROFESSIONAL	1,157.00	.00	76.33	243.50	913.50	21.05
230 RETIREMENT NON INSTRUCTIONAL	8,627.00	.00	873.42	2,821.82	5,805.18	32.71
231 RETIREMENT PROFESSIONAL	.00	.00	1,632.57	4,721.40	-4,721.40	.00
232 RETIREMENT PARAPROFESSIONALS	1,495.00	.00	98.55	314.40	1,180.60	21.03
333 MILEAGE STAFF	400.00	.00	850.00	1,100.00	-700.00	**
340 OTHER PROFESSIONAL SERVICES	800.00	.00	.00	13,350.00	-12,550.00	**
440 RENTALS; BUILDING, LAND, VEHICLES	1,200.00	.00	.00	.00	1,200.00	.00
580 TRAVEL:MEAL,HOTEL,RENTAL	2,500.00	.00	36.20	6,533.72	-4,033.72	**
610 GENERAL SUPPLIES	1,000.00	.00	.00	.00	1,000.00	.00
890 MISCELLANEOUR EXPENDITURES	.00	.00	132.00	1,716.00	-1,716.00	.00
2490 ACTIVITIES OFFICES	369,218.50	.00	38,445.59	135,047.93	234,170.57	36.58
2400 SCHOOL ADMINISTRATION	2,747,866.00	2,384.72	260,319.01	824,422.33	1,921,058.95	30.09
2500 BUSINESS SUPPORT						
2510 BUSINESS SERVICES						
110 CLERICAL_BUSDRIVERS	187,565.00	.00	21,133.21	52,517.69	135,047.31	28.00
116 PROFESSIONAL NON-CERTIFIED	181,742.00	.00	15,145.17	45,435.51	136,306.49	25.00
210 HEALTH CARE NON-INSTRUCTIONAL	37,037.00	.00	3,032.63	9,097.89	27,939.11	24.56
216 HEALTH CARE NC PROFESSIONAL	16,679.00	.00	1,387.93	4,163.79	12,515.21	24.96
220 FICA NON INSTRUCTIONAL	14,021.00	.00	1,612.23	4,005.63	10,015.37	28.57
226 FICA NC PROFESSIONAL	.00	.00	213.03	2,092.76	-2,092.76	.00
230 RETIREMENT NON INSTRUCTIONAL	18,103.00	.00	2,087.49	5,187.59	12,915.41	28.66
236 RETIREMENT NC PROFESSIONAL	.00	.00	1,496.01	4,488.03	-4,488.03	.00
315 ACCOUNTING SERVICES	28,050.00	.00	11,470.00	28,150.00	-100.00	100.36
333 MILEAGE STAFF	2,000.00	.00	.00	.00	2,000.00	.00
340 OTHER PROFESSIONAL SERVICES	20,000.00	.00	238.00	238.00	19,762.00	1.19
382 DISTANCE EDUCATION ONLY	26,000.00	.00	1,369.76	4,323.72	21,676.28	16.63
531 POSTAGE	35,000.00	.00	2,298.36	6,578.80	28,421.20	18.80
540 ADVERTISING	.00	.00	751.13	1,021.13	-1,021.13	.00
580 TRAVEL:MEAL,HOTEL,RENTAL	5,000.00	.00	1,077.24	1,670.15	3,329.85	33.40
610 GENERAL SUPPLIES	15,000.00	975.25	913.17	3,738.03	10,286.72	31.42
612 COPY COST	10,000.00	.00	.00	593.70	9,406.30	5.94
733 FURNITURE AND FIXTURES	2,000.00	3,060.59	.00	6,044.03	-7,104.62	**
734 TECHNOLOGY HARDWARE	1,000.00	.00	.00	.00	1,000.00	.00
890 MISCELLANEOUR EXPENDITURES	.00	.00	272.99	745.15	-745.15	.00
2510 BUSINESS SERVICES	599,197.00	4,035.84	64,498.35	180,091.60	415,069.56	30.73
2560 PUBLIC RELATIONS						
110 CLERICAL_BUSDRIVERS	59,320.00	.00	5,145.10	16,955.44	42,364.56	28.58
116 PROFESSIONAL NON-CERTIFIED	82,800.00	.00	6,900.00	20,700.00	62,100.00	25.00
210 HEALTH CARE NON-INSTRUCTIONAL	7,931.00	.00	660.92	1,982.76	5,948.24	25.00
216 HEALTH CARE NC PROFESSIONAL	22,364.00	.00	1,863.67	5,591.01	16,772.99	25.00

For 11/01/22 - 11/30/22

Expenditure Summary Report

FJEXS01A

Periods 03 - 03

BOARD REPORT ON 1100 MAJOR PROGRAM

BOARD REPORT

Account No/Description	Adjusted Budget	Y-T-D Encumb	Period Expended	Y-T-D Expended	Available Balance	Percent Used
2500 BUSINESS SUPPORT						
2560 PUBLIC RELATIONS						
220 FICA NON INSTRUCTIONAL	4,448.00	.00	362.63	1,204.19	3,243.81	27.07
226 FICA NC PROFESSIONAL	.00	.00	524.68	1,574.04	-1,574.04	.00
230 RETIREMENT NON INSTRUCTIONAL	5,744.00	.00	508.22	1,674.82	4,069.18	29.16
236 RETIREMENT NC PROFESSIONAL	.00	.00	681.57	2,044.71	-2,044.71	.00
333 MILEAGE STAFF	1,000.00	.00	196.50	196.50	803.50	19.65
382 DISTANCE EDUCATION ONLY	.00	.00	100.00	300.00	-300.00	.00
540 ADVERTISING	16,000.00	.00	.00	7,717.18	8,282.82	48.23
580 TRAVEL:MEAL,HOTEL,RENTAL	3,000.00	.00	.00	-58.70	3,058.70	-1.96
610 GENERAL SUPPLIES	7,000.00	.00	118.94	559.95	6,440.05	8.00
612 COPY COST	.00	.00	120.28	120.28	-120.28	.00
733 FURNITURE AND FIXTURES	.00	.00	15.02	47.05	-47.05	.00
810 DUES AND FEES	500.00	.00	35.00	118.40	381.60	23.68
890 MISCELLANEOUS EXPENDITURES	2,000.00	.00	.00	.00	2,000.00	.00
2560 PUBLIC RELATIONS	212,107.00	.00	17,232.53	60,727.63	151,379.37	28.63
2570 PERSONNEL SERVICES						
110 CLERICAL_BUSDIVERS	61,617.00	.00	5,532.57	19,777.09	41,839.91	32.10
111 TEACHERS/PROFESSIONALS	145,000.00	.00	12,083.33	36,249.99	108,750.01	25.00
210 HEALTH CARE NON-INSTRUCTIONAL	16,655.00	.00	660.92	1,982.76	14,672.24	11.90
211 HEALTH CARE PROFESSIONAL	7,931.00	.00	660.92	1,982.76	5,948.24	25.00
220 FICA NON INSTRUCTIONAL	4,564.00	.00	394.30	1,426.11	3,137.89	31.25
221 FICA PROFESSIONAL	.00	.00	921.04	2,763.12	-2,763.12	.00
230 RETIREMENT NON INSTRUCTIONAL	5,893.00	.00	546.50	1,953.54	3,939.46	33.15
231 RETIREMENT PROFESSIONAL	.00	.00	1,193.57	3,580.71	-3,580.71	.00
333 MILEAGE STAFF	250.00	.00	321.25	321.25	-71.25	128.50
340 OTHER PROFESSIONAL SERVICES	27,000.00	.00	539.37	2,043.87	24,956.13	7.57
382 DISTANCE EDUCATION ONLY	500.00	.00	100.00	300.00	200.00	60.00
540 ADVERTISING	5,000.00	.00	.00	.00	5,000.00	.00
580 TRAVEL:MEAL,HOTEL,RENTAL	8,000.00	.00	1,496.72	1,723.12	6,276.88	21.54
610 GENERAL SUPPLIES	3,000.00	.00	110.30	1,424.15	1,575.85	47.47
733 FURNITURE AND FIXTURES	1,000.00	.00	.00	.00	1,000.00	.00
810 DUES AND FEES	1,000.00	.00	375.00	635.00	365.00	63.50
890 MISCELLANEOUS EXPENDITURES	500.00	.00	50.00	593.75	-93.75	118.75
2570 PERSONNEL SERVICES	287,910.00	.00	24,985.79	76,757.22	211,152.78	26.66
2580 TECHNOLOGY SERVICES						
110 CLERICAL_BUSDIVERS	92,832.00	.00	6,300.14	21,356.10	71,475.90	23.01
112 PARAPROFESSIONALS	.00	.00	3,082.00	6,313.05	-6,313.05	.00
116 PROFESSIONAL NON-CERTIFIED	304,109.00	.00	35,221.71	111,268.69	192,840.31	36.59
210 HEALTH CARE NON-INSTRUCTIONAL	22,364.00	.00	.00	.00	22,364.00	.00
212 HEALTH CARE PARAPROFESSIONALS	.00	.00	660.92	1,321.84	-1,321.84	.00
216 HEALTH CARE NC PROFESSIONAL	28,032.00	.00	5,710.10	17,130.30	10,901.70	61.11
220 FICA NON INSTRUCTIONAL	5,296.00	.00	479.49	1,626.32	3,669.68	30.71
222 FICA PARAPROFESSIONAL	.00	.00	235.05	481.50	-481.50	.00
226 FICA NC PROFESSIONAL	18,981.00	.00	2,668.67	8,434.70	10,546.30	44.44
230 RETIREMENT NON INSTRUCTIONAL	6,839.00	.00	622.31	2,008.04	4,830.96	29.36
232 RETIREMENT PARAPROFESSIONALS	.00	.00	304.43	623.59	-623.59	.00
236 RETIREMENT NC PROFESSIONAL	24,508.00	.00	3,479.14	10,990.90	13,517.10	44.85
333 MILEAGE STAFF	22,000.00	.00	208.40	980.88	21,019.12	4.46
340 OTHER PROFESSIONAL SERVICES	65,000.00	104,957.17	1,777.52	101,058.88	-141,016.05	**
351 DATA PROCESSING	4,500.00	.00	.00	.00	4,500.00	.00

For 11/01/22 - 11/30/22

Expenditure Summary Report

FJEXS01A

Periods 03 - 03

BOARD REPORT ON 1100 MAJOR PROGRAM

BOARD REPORT

Account No/Description	Adjusted Budget	Y-T-D Encumb	Period Expended	Y-T-D Expended	Available Balance	Percent Used
2500 BUSINESS SUPPORT						
2580 TECHNOLOGY SERVICES						
382 DISTANCE EDUCATION ONLY	9,500.00	836.80	196.22	430.66	8,232.54	13.34
531 POSTAGE	700.00	.00	.00	29.50	670.50	4.21
580 TRAVEL:MEAL,HOTEL,RENTAL	9,500.00	2,211.00	159.00	5,908.80	1,380.20	85.47
610 GENERAL SUPPLIES	15,000.00	4,696.71	1,985.49	3,828.47	6,474.82	56.83
612 COPY COST	1,000.00	.00	.00	88.71	911.29	8.87
733 FURNITURE AND FIXTURS	220,000.00	5,368.25	1,503.31	8,901.90	205,729.85	6.49
734 TECHNOLGOY HARDWARE	418,012.00	1,100.00	.00	207.73	416,704.27	.31
735 TECHNOLOGY SOFTWARE	365,000.00	198,772.60	111,185.66	227,094.94	-60,867.54	116.68
810 DUES AND FEES	.00	.00	65.00	65.00	-65.00	.00
2580 TECHNOLOGY SERVICES	1,633,173.00	317,942.53	175,844.56	530,150.50	785,079.97	51.93
2500 BUSINESS SUPPORT	2,732,387.00	321,978.37	282,561.23	847,726.95	1,562,681.68	42.81
2600 OPERATIONS/MAINTENANCE						
2600 UTILITIES						
110 CLERICAL_BUSDRIVERS	.00	.00	75.00	75.00	-75.00	.00
116 PROFESSIONAL NON-CERTIFIED	103,302.00	.00	8,608.50	25,825.50	77,476.50	25.00
210 HEALTH CARE NON-INSRUCTIONAL	.00	.00	14.83	14.83	-14.83	.00
216 HEALTH CARE NC PROFESSIONAL	7,931.00	.00	660.92	1,982.76	5,948.24	25.00
220 FICA NON INSTRUCTIONAL	.00	.00	5.74	5.74	-5.74	.00
226 FICA NC PROFESSIONAL	7,903.00	.00	656.41	1,969.23	5,933.77	24.92
230 RETIREMENT NON INSTRUCTIONAL	.00	.00	7.41	7.41	-7.41	.00
236 RETIREMENT NC PROFESSIONAL	10,209.00	.00	850.33	2,550.99	7,658.01	24.99
410 UTILITY SERVICES (Water/Sewer)	68,537.00	.00	7,713.15	19,488.22	49,048.78	28.43
621 HEATING FUEL	219,819.00	.00	14,495.77	27,592.79	192,226.21	12.55
622 ENERGY:ELECTRICITY	680,365.00	.00	73,242.86	186,283.99	494,081.01	27.38
2600 UTILITIES	1,098,066.00	.00	106,330.92	265,796.46	832,269.54	24.21
2610 PLANT OPERATIONS						
110 CLERICAL_BUSDRIVERS	1,534,768.00	.00	122,409.75	367,043.11	1,167,724.89	23.92
210 HEALTH CARE NON-INSRUCTIONAL	423,829.00	.00	36,457.75	105,986.62	317,842.38	25.01
220 FICA NON INSTRUCTIONAL	117,868.00	.00	9,282.43	27,838.07	90,029.93	23.62
230 RETIREMENT NON INSTRUCTIONAL	151,601.00	.00	11,934.42	35,754.08	115,846.92	23.58
290 LONG TERM DISABILITY	.00	.00	475.57	1,364.26	-1,364.26	.00
340 OTHER PROFESSIONAL SERVICES	66,000.00	.00	13,029.79	44,966.80	21,033.20	68.13
610 GENERAL SUPPLIES	166,800.00	52,960.83	12,121.23	37,053.11	76,786.06	53.97
733 FURNITURE AND FIXTURS	57,500.00	14,402.39	549.80	2,953.95	40,143.66	30.18
2610 PLANT OPERATIONS	2,518,366.00	67,363.22	206,260.74	622,960.00	1,828,042.78	27.41
2620 MAINTENANCE						
110 CLERICAL_BUSDRIVERS	686,472.00	.00	60,117.75	187,458.47	499,013.53	27.31
120 SUBSTITUTE TEACHERS	30,000.00	.00	.00	.00	30,000.00	.00
150 STIPDENT NON-INSTRUCTION	15,000.00	.00	.00	.00	15,000.00	.00
210 HEALTH CARE NON-INSRUCTIONAL	200,610.00	.00	16,932.05	51,420.28	149,189.72	25.63
220 FICA NON INSTRUCTIONAL	55,762.00	.00	4,567.64	14,244.27	41,517.73	25.54
230 RETIREMENT NON INSTRUCTIONAL	72,848.00	.00	5,938.32	18,516.77	54,331.23	25.42
290 LONG TERM DISABILITY	6,000.00	.00	196.39	596.37	5,403.63	9.94
340 OTHER PROFESSIONAL SERVICES	161,383.00	53,627.68	29,818.87	107,774.73	-19.41	100.01
382 DISTANCE EDUCATION ONLY	5,000.00	.00	664.23	1,988.93	3,011.07	39.78
430 REPAIRS AND MAINTENANCE	14,760.00	7,163.72	4,905.83	15,488.64	-7,892.36	153.47
580 TRAVEL:MEAL,HOTEL,RENTAL	1,000.00	.00	.00	.00	1,000.00	.00
610 GENERAL SUPPLIES	185,000.00	35,288.84	20,501.59	77,848.59	71,862.57	61.16

For 11/01/22 - 11/30/22

Expenditure Summary Report

FJEXS01A

Periods 03 - 03

BOARD REPORT ON 1100 MAJOR PROGRAM

BOARD REPORT

Account No/Description	Adjusted Budget	Y-T-D Encumb	Period Expended	Y-T-D Expended	Available Balance	Percent Used
2600 OPERATIONS/MAINTENANCE						
2620 MAINTENANCE						
612 COPY COST	.00	.00	.00	139.94	-139.94	.00
626 GASOLINE/DIESEL	30,000.00	.00	4,387.21	18,102.07	11,897.93	60.34
720 BUILDINGS/CONSTRUCTIONS	189,000.00	16,330.88	12,731.95	97,238.07	75,431.05	60.09
733 FURNITURE AND FIXTURES	3,000.00	.00	.00	.00	3,000.00	.00
890 MISCELLANEOUS EXPENDITURES	.00	.00	.00	27.30	-27.30	.00
2620 MAINTENANCE	1,655,835.00	112,411.12	160,761.83	590,844.43	952,579.45	42.47
2630 GROUNDS						
340 OTHER PROFESSIONAL SERVICES	5,000.00	.00	2,229.77	3,734.77	1,265.23	74.70
610 GENERAL SUPPLIES	35,000.00	4,669.71	4,528.20	9,643.04	20,687.25	40.89
2630 GROUNDS	40,000.00	4,669.71	6,757.97	13,377.81	21,952.48	45.12
2640 WAREHOUSE MAINTENANCE						
610 GENERAL SUPPLIES	.00	37,801.85	5,058.74	-6,406.09	-31,395.76	.00
2640 WAREHOUSE MAINTENANCE	.00	37,801.85	5,058.74	-6,406.09	-31,395.76	.00
2650 LARGE PROJECTS						
340 OTHER PROFESSIONAL SERVICES	100,000.00	.00	.00	.00	100,000.00	.00
2650 LARGE PROJECTS	100,000.00	.00	.00	.00	100,000.00	.00
2660 SAFETY AND SECURITY						
340 OTHER PROFESSIONAL SERVICES	75,000.00	20,437.80	4,703.72	24,876.51	29,685.69	60.42
580 TRAVEL:MEAL,HOTEL,RENTAL	.00	107.98	-67.83	.00	-107.98	.00
610 GENERAL SUPPLIES	.00	.00	.00	53.24	-53.24	.00
2660 SAFETY AND SECURITY	75,000.00	20,545.78	4,635.89	24,929.75	29,524.47	60.63
2600 OPERATIONS/MAINTENANCE	5,487,267.00	242,791.68	489,806.09	1,511,502.36	3,732,972.96	31.97
2700 TRANSPORTATION						
2710 VEHICLE OPERATIONS						
110 CLERICAL_BUSDRIVERS	100,000.00	.00	13,237.44	35,211.10	64,788.90	35.21
112 PARAPROFESSIONALS	7,500.00	.00	.00	.00	7,500.00	.00
210 HEALTH CARE NON-INSTRUCTIONAL	.00	.00	977.88	2,470.95	-2,470.95	.00
220 FICA NON INSTRUCTIONAL	7,650.00	.00	925.15	2,600.02	5,049.98	33.99
230 RETIREMENT NON INSTRUCTIONAL	9,887.00	.00	890.29	2,368.77	7,518.23	23.96
290 LONG TERM DISABILITY	.00	.00	9.25	20.55	-20.55	.00
332 MILEAGE TO PARENTS	175,000.00	.00	.00	1,078.81	173,921.19	.62
352 OTHER TECHNICAL SERVICES	45,000.00	.00	484.31	1,853.91	43,146.09	4.12
382 DISTANCE EDUCATION ONLY	3,500.00	.00	129.27	387.81	3,112.19	11.08
430 REPAIRS AND MAINTENANCE	25,000.00	27,009.20	13,476.48	24,549.78	-26,558.98	**
440 RENTALS; BUILDING, LAND, VEHICLES	.00	.00	.00	15,060.00	-15,060.00	.00
442 RENTALS	50,000.00	.00	.00	.00	50,000.00	.00
580 TRAVEL:MEAL,HOTEL,RENTAL	.00	.00	96.04	103.76	-103.76	.00
610 GENERAL SUPPLIES	10,000.00	.00	26.10	26.10	9,973.90	.26
626 GASOLINE/DIESEL	65,000.00	.00	9,153.36	27,321.99	37,678.01	42.03
890 MISCELLANEOUS EXPENDITURES	.00	.00	63.66	849.02	-849.02	.00
2710 VEHICLE OPERATIONS	498,537.00	27,009.20	39,469.23	113,902.57	357,625.23	28.27
2712 SPED:VEHICLE OPERATIONS: L-12						
112 PARAPROFESSIONALS	78,917.00	.00	3,415.49	9,419.80	69,497.20	11.94
212 HEALTH CARE PARAPROFESSIONALS	20,124.00	.00	71.27	117.75	20,006.25	.59
222 FICA PARAPROFESSIONAL	6,049.00	.00	261.27	720.61	5,328.39	11.91
232 RETIREMENT PARAPROFESSIONALS	7,742.00	.00	235.97	636.15	7,105.85	8.22
332 MILEAGE TO PARENTS	15,000.00	.00	270.19	327.94	14,672.06	2.19

For 11/01/22 - 11/30/22

Expenditure Summary Report

FJEXS01A

Periods 03 - 03

BOARD REPORT ON 1100 MAJOR PROGRAM

BOARD REPORT

Account No/Description	Adjusted Budget	Y-T-D Encumb	Period Expended	Y-T-D Expended	Available Balance	Percent Used
2700 TRANSPORTATION						
2712 SPED:VEHICLE OPERATIONS: L-12						
430 REPAIRS AND MAINTENANCE	5,000.00	761.52	175.70	3,347.53	890.95	82.18
580 TRAVEL:MEAL,HOTEL,RENTAL	.00	.00	58.06	74.62	-74.62	.00
626 GASOLINE/DIESEL	25,000.00	.00	2,071.23	5,794.42	19,205.58	23.18
2712 SPED:VEHICLE OPERATIONS: L-12	157,832.00	761.52	6,559.18	20,438.82	136,631.66	13.43
2700 TRANSPORTATION	656,369.00	27,770.72	46,028.41	134,341.39	494,256.89	24.70
3300 COMMUNITY SERVICE						
3300 KIDS KLUB						
110 CLERICAL_BUSDRIVERS	.00	.00	5,978.24	16,786.78	-16,786.78	.00
112 PARAPROFESSIONALS	97,690.00	.00	10,142.93	22,697.73	74,992.27	23.23
116 PROFESSIONAL NON-CERTIFIED	69,000.00	.00	5,750.00	17,250.00	51,750.00	25.00
210 HEALTH CARE NON-INSTRUCTIONAL	.00	.00	822.44	2,181.53	-2,181.53	.00
212 HEALTH CARE PARAPROFESSIONALS	7,458.00	.00	954.57	2,055.27	5,402.73	27.56
220 FICA NON INSTRUCTIONAL	.00	.00	456.40	1,281.77	-1,281.77	.00
222 FICA PARAPROFESSIONAL	9,654.00	.00	772.89	1,729.64	7,924.36	17.92
226 FICA NC PROFESSIONAL	5,000.00	.00	439.88	1,319.64	3,680.36	26.39
230 RETIREMENT NON INSTRUCTIONAL	.00	.00	538.73	1,549.77	-1,549.77	.00
232 RETIREMENT PARAPROFESSIONALS	5,136.00	.00	586.77	1,285.41	3,850.59	25.03
236 RETIREMENT NC PROFESSIONAL	6,585.00	.00	567.98	1,703.93	4,881.07	25.88
290 LONG TERM DISABILITY	.00	.00	.00	.13	-.13	.00
333 MILEAGE STAFF	3,000.00	.00	527.35	1,939.71	1,060.29	64.66
340 OTHER PROFESSIONAL SERVICES	10,000.00	.00	178.00	2,030.00	7,970.00	20.30
382 DISTANCE EDUCATION ONLY	3,000.00	.00	274.24	935.54	2,064.46	31.18
550 PRINTING/BINDING	1,000.00	.00	.00	.00	1,000.00	.00
580 TRAVEL:MEAL,HOTEL,RENTAL	5,000.00	.00	599.18	4,568.03	431.97	91.36
610 GENERAL SUPPLIES	.00	.00	305.39	1,029.98	-1,029.98	.00
732 VEHICLS:SEE DESCRIPTION	.00	.00	2,288.35	2,288.35	-2,288.35	.00
810 DUES AND FEES	1,000.00	.00	.00	.00	1,000.00	.00
890 MISCELLANEOUR EXPENDITURES	20,000.00	.00	2,747.74	17,207.73	2,792.27	86.04
3300 KIDS KLUB	243,523.00	.00	33,931.08	99,840.94	143,682.06	41.00
3300 COMMUNITY SERVICE	243,523.00	.00	33,931.08	99,840.94	143,682.06	41.00
3400 CATEGORICAL/PRIVATE GRANTS						
3400 PRIVATE GRANTS						
110 CLERICAL_BUSDRIVERS	11,800.00	.00	360.00	360.00	11,440.00	3.05
111 TEACHERS/PROFESSIONALS	.00	.00	5,125.38	5,125.38	-5,125.38	.00
112 PARAPROFESSIONALS	2,100.00	.00	.00	360.00	1,740.00	17.14
151 INCENTIVE PROFESSIONAL STAFF	.00	.00	285.00	285.00	-285.00	.00
210 HEALTH CARE NON-INSTRUCTIONAL	90,000.00	.00	17.80	17.80	89,982.20	.02
211 HEALTH CARE PROFESSIONAL	.00	.00	1,889.43	1,889.43	-1,889.43	.00
212 HEALTH CARE PARAPROFESSIONALS	.00	.00	.00	17.22	-17.22	.00
220 FICA NON INSTRUCTIONAL	.00	.00	27.52	27.52	-27.52	.00
221 FICA PROFESSIONAL	.00	.00	411.15	411.15	-411.15	.00
222 FICA PARAPROFESSIONAL	.00	.00	.00	27.53	-27.53	.00
230 RETIREMENT NON INSTRUCTIONAL	.00	.00	35.55	35.55	-35.55	.00
231 RETIREMENT PROFESSIONAL	.00	.00	537.39	537.39	-537.39	.00
232 RETIREMENT PARAPROFESSIONALS	.00	.00	.00	35.56	-35.56	.00
340 OTHER PROFESSIONAL SERVICES	73,014.00	6,000.00	6,000.00	21,792.13	45,221.87	38.06
580 TRAVEL:MEAL,HOTEL,RENTAL	6,000.00	5,750.00	5,923.03	6,120.15	-5,870.15	197.84
610 GENERAL SUPPLIES	6,500.00	4,297.56	8,276.91	8,857.47	-6,655.03	**

For 11/01/22 - 11/30/22

Expenditure Summary Report

FJEXS01A

Periods 03 - 03

BOARD REPORT ON 1100 MAJOR PROGRAM

BOARD REPORT

Account No/Description	Adjusted Budget	Y-T-D Encumb	Period Expended	Y-T-D Expended	Available Balance	Percent Used
3400 CATEGORICAL/PRIVATE GRANTS						
3400 PRIVATE GRANTS						
733 FURNITURE AND FIXTURES	.00	4,465.62	.00	1,581.65	-6,047.27	.00
890 MISCELLANEOUS EXPENDITURES	2,100.00	2,940.00	2,247.75	2,247.75	-3,087.75	**
3400 PRIVATE GRANTS	191,514.00	23,453.18	31,136.91	49,728.68	118,332.14	38.21
3400 CATEGORICAL/PRIVATE GRANTS	191,514.00	23,453.18	31,136.91	49,728.68	118,332.14	38.21
3500 STATE CATEGORICAL PROGRAMS						
3535 HAL						
151 INCENTIVE PROFESSIONAL STAFF	16,430.00	.00	898.55	2,461.25	13,968.75	14.98
211 HEALTH CARE PROFESSIONAL	596.00	.00	109.74	269.63	326.37	45.24
221 FICA PROFESSIONAL	599.00	.00	68.23	186.81	412.19	31.19
231 RETIREMENT PROFESSIONAL	775.00	.00	88.77	243.16	531.84	31.38
580 TRAVEL:MEAL,HOTEL,RENTAL	.00	.00	44.75	44.75	-44.75	.00
610 GENERAL SUPPLIES	4,299.00	665.93	90.05	569.19	3,063.88	28.73
3535 HAL	22,699.00	665.93	1,300.09	3,774.79	18,258.28	19.56
3540 PRE SCHOOL GRANT						
111 TEACHERS/PROFESSIONALS	95,168.00	.00	5,694.83	17,084.49	78,083.51	17.95
112 PARAPROFESSIONALS	.00	.00	10,823.53	26,553.92	-26,553.92	.00
211 HEALTH CARE PROFESSIONAL	25,603.00	.00	.00	.00	25,603.00	.00
212 HEALTH CARE PARAPROFESSIONALS	.00	.00	2,041.33	6,011.16	-6,011.16	.00
221 FICA PROFESSIONAL	.00	.00	477.09	1,431.27	-1,431.27	.00
222 FICA PARAPROFESSIONAL	.00	.00	822.70	2,015.46	-2,015.46	.00
231 RETIREMENT PROFESSIONAL	.00	.00	562.52	1,687.56	-1,687.56	.00
232 RETIREMENT PARAPROFESSIONALS	.00	.00	1,069.13	2,622.95	-2,622.95	.00
281 HEALTH BENEFITS FOR TEACHERS	.00	.00	541.67	1,625.01	-1,625.01	.00
610 GENERAL SUPPLIES	25,000.00	1,000.00	7.95	19,644.96	4,355.04	82.58
733 FURNITURE AND FIXTURES	5,782.00	.00	6,044.37	6,959.37	-1,177.37	120.36
890 MISCELLANEOUS EXPENDITURES	3,447.00	.00	.00	.00	3,447.00	.00
3540 PRE SCHOOL GRANT	155,000.00	1,000.00	28,085.12	85,636.15	68,363.85	55.89
3541 SIXPENCE-EARLY CHILDHOOD ENDOWMENT						
116 PROFESSIONAL NON-CERTIFIED	132,888.00	.00	12,361.37	36,358.80	96,529.20	27.36
216 HEALTH CARE NC PROFESSIONAL	.00	.00	1,634.79	4,778.44	-4,778.44	.00
222 FICA PARAPROFESSIONAL	38,941.00	.00	.00	.00	38,941.00	.00
226 FICA NC PROFESSIONAL	.00	.00	937.59	2,759.67	-2,759.67	.00
236 RETIREMENT NC PROFESSIONAL	.00	.00	1,221.03	3,591.45	-3,591.45	.00
333 MILEAGE STAFF	.00	.00	930.11	1,148.64	-1,148.64	.00
340 OTHER PROFESSIONAL SERVICES	3,000.00	.00	.00	.00	3,000.00	.00
382 DISTANCE EDUCATION ONLY	.00	.00	101.20	285.59	-285.59	.00
580 TRAVEL:MEAL,HOTEL,RENTAL	.00	.00	1,682.59	2,252.59	-2,252.59	.00
610 GENERAL SUPPLIES	.00	499.90	.00	.00	-499.90	.00
733 FURNITURE AND FIXTURES	2,756.00	.00	.00	.00	2,756.00	.00
3541 SIXPENCE-EARLY CHILDHOOD ENDOWMENT	177,585.00	499.90	18,868.68	51,175.18	125,909.92	29.10
3590 TWO YEAR OPPORTUNITY GRANT 04/28/22-06/3						
112 PARAPROFESSIONALS	2,400.00	.00	.00	532.00	1,868.00	22.17
222 FICA PARAPROFESSIONAL	696.00	.00	.00	40.69	655.31	5.85
232 RETIREMENT PARAPROFESSIONALS	.00	.00	.00	52.55	-52.55	.00
340 OTHER PROFESSIONAL SERVICES	31,208.00	.00	.00	3,700.00	27,508.00	11.86
610 GENERAL SUPPLIES	.00	.00	1,119.17	2,356.58	-2,356.58	.00
3590 TWO YEAR OPPORTUNITY GRANT 04/28/22-06/3	34,304.00	.00	1,119.17	6,681.82	27,622.18	19.48

For 11/01/22 - 11/30/22

Expenditure Summary Report

FJEXS01A

Periods 03 - 03

BOARD REPORT ON 1100 MAJOR PROGRAM

BOARD REPORT

Account No/Description	Adjusted Budget	Y-T-D Encumb	Period Expended	Y-T-D Expended	Available Balance	Percent Used
3500 STATE CATEGORICAL PROGRAMS						
3500 STATE CATEGORICAL PROGRAMS	389,588.00	2,165.83	49,373.06	147,267.94	240,154.23	38.36
4000 UNOBLIGATED GRANT FUNDS						
4000 1-OTHER FEDERAL PROGRAMS						
100 BUDGET-PRIVATE DONATIONS	60,000.00	.00	.00	.00	60,000.00	.00
101 BUDGET-FEDERAL GRANTRS	1,354,963.00	.00	.00	.00	1,354,963.00	.00
4000 1-OTHER FEDERAL PROGRAMS	1,414,963.00	.00	.00	.00	1,414,963.00	.00
4000 UNOBLIGATED GRANT FUNDS	1,414,963.00	.00	.00	.00	1,414,963.00	.00
6200 ESSA-TITLE						
6200 ESSA GRANT						
111 TEACHERS/PROFESSIONALS	497,789.00	.00	34,819.71	104,459.13	393,329.87	20.98
112 PARAPROFESSIONALS	149,353.00	.00	15,678.78	43,155.33	106,197.67	28.89
116 PROFESSIONAL NON-CERTIFIED	5,813.00	.00	.00	.00	5,813.00	.00
123 SUBSTITUTE TEACHERS	.00	.00	25.00	25.00	-25.00	.00
211 HEALTH CARE PROFESSIONAL	15,497.00	.00	1,880.64	5,641.95	9,855.05	36.41
212 HEALTH CARE PARAPROFESSIONALS	7,273.00	.00	2,077.47	6,137.70	1,135.30	84.39
213 HEALTH CARE-PROFESSIONAL NON CERTIFIED	.00	.00	2.99	2.99	-2.99	.00
221 FICA PROFESSIONAL	40,831.00	.00	2,822.44	8,466.62	32,364.38	20.74
222 FICA PARAPROFESSIONAL	9,658.00	.00	1,177.14	3,234.76	6,423.24	33.49
223 FICA SUBSTITUTES	.00	.00	1.91	1.91	-1.91	.00
226 FICA NC PROFESSIONAL	1,687.00	.00	.00	.00	1,687.00	.00
231 RETIREMENT PROFESSIONAL	52,722.00	.00	3,439.42	10,318.26	42,403.74	19.57
232 RETIREMENT PARAPROFESSIONALS	12,472.00	.00	1,548.73	4,262.81	8,209.19	34.18
233 RETIREMENT SUBS	.00	.00	2.47	2.47	-2.47	.00
281 HEALTH BENEFITS FOR TEACHERS	26,000.00	.00	2,708.35	8,125.05	17,874.95	31.25
610 GENERAL SUPPLIES	15,356.00	.00	.00	.00	15,356.00	.00
6200 ESSA GRANT	834,451.00	.00	66,185.05	193,833.98	640,617.02	23.23
6200 ESSA-TITLE	834,451.00	.00	66,185.05	193,833.98	640,617.02	23.23
6300 ESSA-TITLE II						
6310 TITLE II-ESSA						
111 TEACHERS/PROFESSIONALS	62,445.00	.00	8,526.00	25,578.00	36,867.00	40.96
211 HEALTH CARE PROFESSIONAL	3,951.00	.00	2,314.01	6,939.62	-2,988.62	175.64
221 FICA PROFESSIONAL	7,411.00	.00	647.81	1,943.43	5,467.57	26.22
231 RETIREMENT PROFESSIONAL	6,168.00	.00	842.18	2,526.54	3,641.46	40.96
340 OTHER PROFESSIONAL SERVICES	74,074.00	.00	.00	10,000.00	64,074.00	13.50
580 TRAVEL:MEAL,HOTEL,RENTAL	16,675.00	.00	.00	.00	16,675.00	.00
610 GENERAL SUPPLIES	7,292.00	.00	.00	.00	7,292.00	.00
6310 TITLE II-ESSA	178,016.00	.00	12,330.00	46,987.59	131,028.41	26.40
6300 ESSA-TITLE II	178,016.00	.00	12,330.00	46,987.59	131,028.41	26.40
6400 IDEA						
6406 IDEA PRESCHOOL						
111 TEACHERS/PROFESSIONALS	24,673.00	.00	4,806.43	14,419.29	10,253.71	58.44
211 HEALTH CARE PROFESSIONAL	.00	.00	1,795.59	5,386.77	-5,386.77	.00
221 FICA PROFESSIONAL	7,156.00	.00	363.86	1,091.58	6,064.42	15.25
231 RETIREMENT PROFESSIONAL	.00	.00	474.77	1,424.31	-1,424.31	.00
6406 IDEA PRESCHOOL	31,829.00	.00	7,440.65	22,321.95	9,507.05	70.13
6408 IDEA-BASE ENROLLMENT POVERTY						
110 CLERICAL_BUSDRIEVERS	.00	.00	.00	.00	.00	.00
111 TEACHERS/PROFESSIONALS	629,098.00	.00	74,582.10	179,431.80	449,666.20	28.52

For 11/01/22 - 11/30/22

Expenditure Summary Report

FJEXS01A

Periods 03 - 03

BOARD REPORT ON 1100 MAJOR PROGRAM

BOARD REPORT

Account No/Description	Adjusted Budget	Y-T-D Encumb	Period Expended	Y-T-D Expended	Available Balance	Percent Used
6400 IDEA						
6408 IDEA-BASE ENROLLMENT POVERTY						
112 PARAPROFESSIONALS	20,171.00	.00	1,854.11	5,562.40	14,608.60	27.58
116 PROFESSIONAL NON-CERTIFIED	59,356.00	.00	4,946.33	14,838.99	44,517.01	25.00
211 HEALTH CARE PROFESSIONAL	94,165.00	.00	13,134.33	28,027.96	66,137.04	29.76
216 HEALTH CARE NC PROFESSIONAL	7,534.00	.00	622.50	1,862.89	5,671.11	24.73
221 FICA PROFESSIONAL	48,187.00	.00	5,655.70	13,692.16	34,494.84	28.41
222 FICA PARAPROFESSIONAL	1,535.00	.00	141.13	423.41	1,111.59	27.58
226 FICA NC PROFESSIONAL	4,515.00	.00	376.26	1,128.78	3,386.22	25.00
231 RETIREMENT PROFESSIONAL	62,141.00	.00	7,367.08	17,723.97	44,417.03	28.52
232 RETIREMENT PARAPROFESSIONALS	1,992.00	.00	183.15	549.45	1,442.55	27.58
236 RETIREMENT NC PROFESSIONAL	5,863.00	.00	488.59	1,465.76	4,397.24	25.00
281 HEALTH BENEFITS FOR TEACHERS	19,500.00	.00	1,625.01	4,875.03	14,624.97	25.00
6408 IDEA-BASE ENROLLMENT POVERTY	954,057.00	.00	110,976.29	269,582.60	684,474.40	28.26
6412 IDEA PROPORTIONATE SHARE						
111 TEACHERS/PROFESSIONALS	59,132.00	.00	4,003.96	8,494.76	50,637.24	14.37
211 HEALTH CARE PROFESSIONAL	4,888.00	.00	1,863.67	5,591.01	-703.01	114.38
221 FICA PROFESSIONAL	4,524.00	.00	316.72	653.64	3,870.36	14.45
231 RETIREMENT PROFESSIONAL	5,840.00	.00	395.51	839.11	5,000.89	14.37
281 HEALTH BENEFITS FOR TEACHERS	1,896.00	.00	189.58	189.58	1,706.42	10.00
6412 IDEA PROPORTIONATE SHARE	76,280.00	.00	6,769.44	15,768.10	60,511.90	20.67
6415 IDEA SPECIAL PROGRAMS						
340 OTHER PROFESSIONAL SERVICES	11,000.00	.00	.00	.00	11,000.00	.00
610 GENERAL SUPPLIES	20,628.00	.00	.00	.00	20,628.00	.00
6415 IDEA SPECIAL PROGRAMS	31,628.00	.00	.00	.00	31,628.00	.00
6416 PLANNING REGION						
340 OTHER PROFESSIONAL SERVICES	.00	.00	.00	15.81	-15.81	.00
580 TRAVEL:MEAL,HOTEL,RENTAL	.00	.00	96.82	1,544.44	-1,544.44	.00
610 GENERAL SUPPLIES	.00	1,075.00	1,458.56	2,032.63	-3,107.63	.00
890 MISCELLANEOUS EXPENDITURES	.00	.00	304.00	618.80	-618.80	.00
6416 PLANNING REGION	.00	1,075.00	1,859.38	4,211.68	-5,286.68	.00
6421 ARP IDEA PART B						
112 PARAPROFESSIONALS	.00	.00	.00	11,580.62	-11,580.62	.00
212 HEALTH CARE PARAPROFESSIONALS	.00	.00	.00	1,982.76	-1,982.76	.00
222 FICA PARAPROFESSIONAL	.00	.00	.00	854.12	-854.12	.00
232 RETIREMENT PARAPROFESSIONALS	.00	.00	.00	1,143.92	-1,143.92	.00
6421 ARP IDEA PART B	.00	.00	.00	15,561.42	-15,561.42	.00
6400 IDEA	1,093,794.00	1,075.00	127,045.76	327,445.75	765,273.25	30.03
6600 OTHER FEDERAL SERV-NON CATEGORICAL						
6690 OTHER FEDERAL EXPENDITURES						
112 PARAPROFESSIONALS	21,495.00	.00	1,931.69	6,463.46	15,031.54	30.07
212 HEALTH CARE PARAPROFESSIONALS	.00	.00	692.49	2,045.90	-2,045.90	.00
222 FICA PARAPROFESSIONAL	1,645.00	.00	147.77	494.45	1,150.55	30.06
232 RETIREMENT PARAPROFESSIONALS	2,123.00	.00	190.81	638.45	1,484.55	30.07
6690 OTHER FEDERAL EXPENDITURES	25,263.00	.00	2,962.76	9,642.26	15,620.74	38.17
6600 OTHER FEDERAL SERV-NON CATEGORICAL	25,263.00	.00	2,962.76	9,642.26	15,620.74	38.17
6700 CARL PERKINS FUNDS						
6700 CARL PERKINS						
151 INCENTIVE PROFESSIONAL STAFF	2,650.00	.00	.00	.00	2,650.00	.00

For 11/01/22 - 11/30/22

Expenditure Summary Report

FJEXS01A

Periods 03 - 03

BOARD REPORT ON 1100 MAJOR PROGRAM

BOARD REPORT

Account No/Description	Adjusted Budget	Y-T-D Encumb	Period Expended	Y-T-D Expended	Available Balance	Percent Used
6700 CARL PERKINS FUNDS						
6700 CARL PERKINS						
221 FICA PROFESSIONAL	374.00	.00	.00	.00	374.00	.00
340 OTHER PROFESSIONAL SERVICES	3,060.00	.00	.00	.00	3,060.00	.00
580 TRAVEL:MEAL,HOTEL,RENTAL	.00	.00	.00	.00	.00	.00
610 GENERAL SUPPLIES	54,474.00	6,661.29	3,613.12	6,662.15	41,150.56	24.46
640 BOOKS/PERIODICALS	.00	5,255.25	5,255.25	5,255.25	-10,510.50	.00
643 WEB/CLOUD BASED SOFTWARE	.00	4,550.00	1,800.00	5,550.00	-10,100.00	.00
733 FURNITURE AND FIXTURS	.00	21,596.77	8,439.60	10,089.82	-31,686.59	.00
6700 CARL PERKINS	60,558.00	38,063.31	19,107.97	27,557.22	-5,062.53	108.36
6700 CARL PERKINS FUNDS	60,558.00	38,063.31	19,107.97	27,557.22	-5,062.53	108.36
6900 FEDERAL SERV-CATEGORICAL						
6968 21ST CENTURY						
110 CLERICAL_BUSDRIVERS	2,890.00	.00	.00	.00	2,890.00	.00
112 PARAPROFESSIONALS	106,215.00	.00	6,139.47	14,282.68	91,932.32	13.45
116 PROFESSIONAL NON-CERTIFIED	15,645.00	.00	.00	.00	15,645.00	.00
212 HEALTH CARE PARAPROFESSIONALS	4,483.00	.00	633.29	1,370.27	3,112.73	30.57
222 FICA PARAPROFESSIONAL	4,332.00	.00	461.88	1,075.53	3,256.47	24.83
226 FICA NC PROFESSIONAL	10,673.00	.00	.00	.00	10,673.00	.00
232 RETIREMENT PARAPROFESSIONALS	5,594.00	.00	552.26	1,192.63	4,401.37	21.32
340 OTHER PROFESSIONAL SERVICES	3,626.00	.00	500.00	500.00	3,126.00	13.79
610 GENERAL SUPPLIES	1,792.00	.00	.00	.00	1,792.00	.00
6968 21ST CENTURY	155,250.00	.00	8,286.90	18,421.11	136,828.89	11.87
6969 TITLE IV						
116 PROFESSIONAL NON-CERTIFIED	.00	.00	.00	.00	.00	.00
151 INCENTIVE PROFESSIONAL STAFF	29,398.00	.00	4,916.66	13,121.47	16,276.53	44.63
211 HEALTH CARE PROFESSIONAL	3,374.00	.00	874.17	2,158.18	1,215.82	63.97
221 FICA PROFESSIONAL	2,249.00	.00	366.42	981.85	1,267.15	43.66
231 RETIREMENT PROFESSIONAL	2,904.00	.00	421.39	1,103.32	1,800.68	37.99
340 OTHER PROFESSIONAL SERVICES	14,305.00	.00	.00	.00	14,305.00	.00
610 GENERAL SUPPLIES	10,610.00	.00	.00	.00	10,610.00	.00
733 FURNITURE AND FIXTURS	.00	844.40	.00	29,739.90	-30,584.30	.00
6969 TITLE IV	62,840.00	844.40	6,578.64	47,104.72	14,890.88	76.30
6988 ESSERS - AFTERSCHOOL						
112 PARAPROFESSIONALS	32,490.00	.00	.00	.00	32,490.00	.00
212 HEALTH CARE PARAPROFESSIONALS	4,052.00	.00	.00	.00	4,052.00	.00
222 FICA PARAPROFESSIONAL	2,485.00	.00	.00	.00	2,485.00	.00
232 RETIREMENT PARAPROFESSIONALS	3,210.00	.00	.00	.00	3,210.00	.00
580 TRAVEL:MEAL,HOTEL,RENTAL	10,000.00	.00	.00	.00	10,000.00	.00
610 GENERAL SUPPLIES	27,763.00	.00	.00	.00	27,763.00	.00
6988 ESSERS - AFTERSCHOOL	80,000.00	.00	.00	.00	80,000.00	.00
6989 ESSERS - SUMMER						
112 PARAPROFESSIONALS	32,000.00	.00	.00	.00	32,000.00	.00
212 HEALTH CARE PARAPROFESSIONALS	3,905.00	.00	.00	.00	3,905.00	.00
222 FICA PARAPROFESSIONAL	2,485.00	.00	.00	.00	2,485.00	.00
232 RETIREMENT PARAPROFESSIONALS	3,210.00	.00	.00	.00	3,210.00	.00
580 TRAVEL:MEAL,HOTEL,RENTAL	4,900.00	.00	.00	.00	4,900.00	.00
610 GENERAL SUPPLIES	28,500.00	.00	.00	.00	28,500.00	.00
6989 ESSERS - SUMMER	75,000.00	.00	.00	.00	75,000.00	.00
6990 OTHER FEDERAL PROGRAMS						

For 11/01/22 - 11/30/22

Expenditure Summary Report

FJEXS01A

Periods 03 - 03

BOARD REPORT ON 1100 MAJOR PROGRAM

BOARD REPORT

Account No/Description	Adjusted Budget	Y-T-D Encumb	Period Expended	Y-T-D Expended	Available Balance	Percent Used
6900 FEDERAL SERV-CATEGORICAL						
6990 OTHER FEDERAL PROGRAMS						
116 PROFESSIONAL NON-CERTIFIED	120,582.00	.00	11,835.00	37,733.84	82,848.16	31.29
151 INCENTIVE PROFESSIONAL STAFF	.00	.00	97.67	293.01	-293.01	.00
211 HEALTH CARE PROFESSIONAL	.00	.00	21.72	65.11	-65.11	.00
216 HEALTH CARE NC PROFESSIONAL	14,976.00	.00	3,727.34	11,182.02	3,793.98	74.67
221 FICA PROFESSIONAL	.00	.00	7.09	21.27	-21.27	.00
226 FICA NC PROFESSIONAL	8,683.00	.00	882.43	2,817.80	5,865.20	32.45
231 RETIREMENT PROFESSIONAL	.00	.00	9.65	28.95	-28.95	.00
236 RETIREMENT NC PROFESSIONAL	11,212.00	.00	1,169.04	3,727.28	7,484.72	33.24
333 MILEAGE STAFF	.00	.00	574.27	853.71	-853.71	.00
610 GENERAL SUPPLIES	.00	.00	.00	77.60	-77.60	.00
6990 OTHER FEDERAL PROGRAMS	155,453.00	.00	18,324.21	56,800.59	98,652.41	36.54
6991 MCKINNEY-VENTO						
116 PROFESSIONAL NON-CERTIFIED	.00	.00	595.24	1,785.72	-1,785.72	.00
216 HEALTH CARE NC PROFESSIONAL	.00	.00	104.31	270.96	-270.96	.00
226 FICA NC PROFESSIONAL	.00	.00	43.58	131.52	-131.52	.00
236 RETIREMENT NC PROFESSIONAL	.00	.00	58.81	176.42	-176.42	.00
6991 MCKINNEY-VENTO	.00	.00	801.94	2,364.62	-2,364.62	.00
6993 HCY-1 HOMELESS						
116 PROFESSIONAL NON-CERTIFIED	23,255.00	.00	1,938.12	6,093.62	17,161.38	26.20
216 HEALTH CARE NC PROFESSIONAL	2,669.00	.00	339.66	911.55	1,757.45	34.15
226 FICA NC PROFESSIONAL	1,779.00	.00	141.86	448.97	1,330.03	25.24
236 RETIREMENT NC PROFESSIONAL	2,297.00	.00	191.44	601.90	1,695.10	26.20
6993 HCY-1 HOMELESS	30,000.00	.00	2,611.08	8,056.04	21,943.96	26.85
6994 HCY-2 HOMELESS						
116 PROFESSIONAL NON-CERTIFIED	26,012.00	.00	2,895.25	9,024.93	16,987.07	34.70
216 HEALTH CARE NC PROFESSIONAL	1,489.00	.00	.00	.00	1,489.00	.00
226 FICA NC PROFESSIONAL	1,989.00	.00	221.48	690.40	1,298.60	34.71
236 RETIREMENT NC PROFESSIONAL	2,569.00	.00	285.99	891.47	1,677.53	34.70
6994 HCY-2 HOMELESS	32,059.00	.00	3,402.72	10,606.80	21,452.20	33.09
6997 PROGRAMS						
110 CLERICAL_BUSDROIVERS	83,774.00	.00	7,564.90	26,364.07	57,409.93	31.47
111 TEACHERS/PROFESSIONALS	.00	.00	.00	.00	.00	.00
116 PROFESSIONAL NON-CERTIFIED	119,053.00	.00	5,705.65	24,511.63	94,541.37	20.59
156 SALARIES-PROFESSIONAL NON CERTIFIED	1,224.00	.00	.00	3,060.00	-1,836.00	**
210 HEALTH CARE NON-INSTRUCIONAL	21,817.00	.00	1,384.98	6,537.22	15,279.78	29.96
216 HEALTH CARE NC PROFESSIONAL	5,403.00	.00	450.24	1,641.60	3,761.40	30.38
220 FICA NON INSTRUCTIONAL	7,129.00	.00	570.88	1,990.28	5,138.72	27.92
221 FICA PROFESSIONAL	.00	.00	.00	.00	.00	.00
226 FICA NC PROFESSIONAL	9,100.00	.00	427.99	2,078.27	7,021.73	22.84
230 RETIREMENT NON INSTRUCTIONAL	9,327.00	.00	747.24	2,604.19	6,722.81	27.92
231 RETIREMENT PROFESSIONAL	.00	.00	.00	.00	.00	.00
236 RETIREMENT NC PROFESSIONAL	16,015.00	.00	563.59	2,723.47	13,291.53	17.01
281 HEALTH BENEFITS FOR TEACHERS	.00	.00	.00	.00	.00	.00
610 GENERAL SUPPLIES	25,127.00	.00	.00	.00	25,127.00	.00
6997 PROGRAMS	297,969.00	.00	17,415.47	71,510.73	226,458.27	24.00
6998 ESSERS III						
110 CLERICAL_BUSDROIVERS	178,997.00	.00	3,310.12	3,310.12	175,686.88	1.85
111 TEACHERS/PROFESSIONALS	1,828,762.00	.00	18,404.40	55,213.20	1,773,548.80	3.02

For 11/01/22 - 11/30/22

Expenditure Summary Report

FJEXS01A

Periods 03 - 03

BOARD REPORT ON 1100 MAJOR PROGRAM

BOARD REPORT

Account No/Description	Adjusted Budget	Y-T-D Encumb	Period Expended	Y-T-D Expended	Available Balance	Percent Used
6900 FEDERAL SERV-CATEGORICAL						
6998 ESSERS III						
112 PARAPROFESSIONALS	.00	.00	4,152.93	4,152.93	-4,152.93	.00
116 PROFESSIONAL NON-CERTIFIED	82,530.00	.00	8,428.33	25,284.99	57,245.01	30.64
210 HEALTH CARE NON-INSTRUCTIONAL	.00	.00	1,222.71	1,222.71	-1,222.71	.00
211 HEALTH CARE PROFESSIONAL	.00	.00	1,387.93	4,026.69	-4,026.69	.00
216 HEALTH CARE NC PROFESSIONAL	.00	.00	2,524.59	7,188.87	-7,188.87	.00
220 FICA NON INSTRUCTIONAL	51,909.00	.00	251.68	251.68	51,657.32	.48
221 FICA PROFESSIONAL	530,341.00	.00	1,467.99	4,406.14	525,934.86	.83
222 FICA PARAPROFESSIONAL	.00	.00	317.71	317.71	-317.71	.00
226 FICA NC PROFESSIONAL	23,933.00	.00	641.97	1,926.34	22,006.66	8.05
230 RETIREMENT NON INSTRUCTIONAL	.00	.00	326.97	326.97	-326.97	.00
231 RETIREMENT PROFESSIONAL	.00	.00	1,817.96	5,453.88	-5,453.88	.00
232 RETIREMENT PARAPROFESSIONALS	.00	.00	106.31	106.31	-106.31	.00
236 RETIREMENT NC PROFESSIONAL	.00	.00	832.53	2,497.59	-2,497.59	.00
281 HEALTH BENEFITS FOR TEACHERS	.00	.00	1,083.34	3,250.02	-3,250.02	.00
340 OTHER PROFESSIONAL SERVICES	70,000.00	60,955.00	43,780.00	71,684.00	-62,639.00	189.48
610 GENERAL SUPPLIES	1,222,756.00	61,014.22	.00	160,559.77	1,001,182.01	18.12
732 VEHICLS:SEE DESCRIPTION	362,400.00	.00	.00	.00	362,400.00	.00
6998 ESSERS III	4,351,628.00	121,969.22	90,057.47	351,179.92	3,878,478.86	10.87
6900 FEDERAL SERV-CATEGORICAL	5,240,199.00	122,813.62	147,478.43	566,044.53	4,551,340.85	13.15
8000 TRANSFERS						
8000 TRANSFERS (OUTGOING)						
913 TRANSFERS TO ACTIVITY FUND	100,000.00	.00	.00	103,000.00	-3,000.00	103.00
8000 TRANSFERS (OUTGOING)	100,000.00	.00	.00	103,000.00	-3,000.00	103.00
8000 TRANSFERS	100,000.00	.00	.00	103,000.00	-3,000.00	103.00
01 GENERAL FUND	52,995,200.80	1,038,490.55	4,082,345.82	12,911,014.56	39,045,695.69	26.32



DISTRICT STRATEGIC PLAN

Goal 1: The North Platte School District maintains and communicates at all levels of the district a **purpose and direction** for continuous improvement that commits to high expectations for learning as well as shared values and beliefs about teaching and learning that prepares all students for a successful transition.

College and Career Ready: every student upon completion of secondary education shall be prepared for postsecondary educational opportunities and to pursue his or her career goals.

Goal 2: The North Platte School District provides the **governance and leadership** that promotes and supports its purpose and direction; student performance, and system effectiveness.

Goal 3: The North Platte School District provides a **rigorous, relevant, and coherent curriculum and programs** delivered by high-quality educators who use innovative, researched-based strategies; supported by school leaders to ensure success for all students.

Educational Opportunities and Access: that all students should have access to comprehensive instructional opportunities to be prepared for postsecondary education and career goals.

College and Career Ready: every student upon completion of secondary education shall be prepared for postsecondary educational opportunities and to pursue his or her career goals.

Transitions: that quality educational opportunities focus on supports for students transitioning between grade levels, programs, schools, districts, and ultimately, college and careers.

Assessment: the results of multiple assessment sources (national, state, and classroom-based) should be used to measure student achievement of college and career-ready standards and be used as an integral part of the instructional process.

Goal 4: The North Platte School District will utilize best practices to **recruit, hire, mentor, retain, and develop qualified certified and noncertified staff** in all schools that support its purpose and direction to ensure success for all students.

Educator Effectiveness: students should be surrounded by effective educators throughout their learning experiences, such that schools and districts develop effective teachers and leaders who establish a culture of success.

Goal 5: The district demonstrates **strategic resource management** that includes long-range planning in support of the purpose and direction of the district. The district ensures appropriate levels of funding and sustainability of resources, as well as evidence of long-range capital and resource planning effectiveness.

Goal 6: The North Platte School District **provides safe, healthy, and efficiently operated facilities;** and manages resources in all schools that support its purpose and direction to ensure success for all students.



Goal 7: The North Platte School District provides an **effective communication process at all levels of the organization and to the community** that promotes and reflects its purpose, values, and beliefs about teaching and learning and the system's effectiveness to ensure success for all students.

Positive Partnerships, Relationships, and Student Success: that student engagement through positive partnerships and relationships is fundamental to successful schools and districts and schools and districts need to implement best practices in student, family, and community engagement to enhance educational experiences and opportunities.

Goal 8: The North Platte School District plans, develops and creates classroom environments where students engage in collaborative, inquiry-based learning, facilitated by educators who are able to use **technology** to transform knowledge and skills into solutions, new information, and products – technology is used to amplified and accelerate learning facilitated by interaction with the digital world.

North Platte Public Schools
Enrollment Comparison
11/30/2022



	September Enrollment	11/30/22	Percent Change
KDG	263	263	0.0%
1	239	244	2.1%
2	235	241	2.6%
3	240	244	1.7%
4	262	262	0.0%
5	252	251	-0.4%
6	266	267	0.4%
7	269	267	-0.7%
8	297	295	-0.7%
9	294	294	0.0%
10	303	301	-0.7%
11	297	292	-1.7%
12	321	308	-4.0%
Total	<u>3,538</u>	<u>3,529</u>	-0.3%

		GRD			
NPHS	9-12	001	1,215	1,195	-1.6%
Adams	7-8	002	566	562	-0.7%
Madison	6	004	266	267	0.4%
Cody	K-5	005	222	220	-0.9%
Jefferson	K-5	006	262	263	0.4%
Lincoln	K-5	007	261	263	0.8%
Washington	K-5	009	214	214	0.0%
McDonald	K-5	010	222	225	1.4%
Eisenhower	K-5	011	201	210	4.5%
Lake Maloney	3-5	016	109	110	0.9%
Total			<u>3,538</u>	<u>3,529</u>	-0.3%

Preschool					
Buffalo		003	72	72	
Jefferson		006	18	18	
Washington		009	18	18	
Osgood		012	36	36	
			<u>144</u>	<u>144</u>	0.0%

North Platte Public Schools



STATEMENT OF OF CHANGES IN DISBURSEMENTS-BUDGET AND ACTUAL

For the Three Month Period Ending November 30, 2022

	Budget		% of Budget	
	<u>(Original and Final)</u>	<u>Actual</u>	<u>Spent</u>	
General-Regular	38,178,860	10,232,677	26.80%	
General-Grants				
ESSERS	4,608,126	422,691	9.17%	
ESSA	834,451	240,822	28.86%	
IDEA	1,093,794	327,446	29.94%	
Grants	2,869,185	377,550	13.16%	
Total Disbursements less Special Education	47,584,416	11,601,186	24.38%	
General-Special Education	5,387,994	1,309,830	24.31%	
General Fund	\$ 52,972,410	\$ 12,911,016		
Depreciation	4,435,782	71,879	1.62%	
Employee Benefit	300,000	3,190	1.06%	
Cooperative Fund	100,000	14,817	14.82%	
Bond-North Platte	0	-	#DIV/0!	
Bond-Lake Maloney	122,850	121,550	98.94%	
Building	3,585,664	1,154,509	32.20%	
QCPUF	1,006,528	835,146	82.97%	
Lunch	3,048,000	855,885	28.08%	
Student Fee Fund	-	-		
Activities	1,700,000	412,188	24.25%	1,287,812
Total	\$ 67,271,234	\$ 16,380,180	24.35%	

NORTH PLATTE PUBLIC SCHOOLS

**STATEMENT OF NET ASSETS-CASH BASIS
ARISING FROM CASH TRANSACTIONS-GOVERNMENTAL FUNDS**



BALANCE SHEET

November 30, 2022

	<u>General</u>	<u>Depreciation</u>	<u>Employee Benefit</u>	<u>Coopertive</u>	<u>Nutrition</u>	<u>Bond</u>	<u>Building</u>	<u>QCPUF</u>
ASSETS								
Cash	\$ (537,455)	\$ 3,288,762	\$ 136,051	\$ (7,757)	\$ 877,065	\$ 27,361	\$ (254,399)	\$ 221,511
Investments								
Cash with Fiscal Agent	-					-		
Accounts Receivables	-	-			(78,526)			
Due From	-							
Prepaid Insurance								
Amount Provided for Bonds								
Total Assets	\$ (537,455)	\$ 3,288,762	\$ 136,051	\$ (7,757)	\$ 798,539	\$ 27,361	\$ (254,399)	\$ 221,511
LIABILITIES								
Bank Overdraft	\$ -	\$ -	\$ -	\$ -	\$ -	\$ -	\$ -	\$ -
Accounts Payable	136,018							
Due To	69,558	(5,868)	2,292	-	31,425		575	-
Bonds Payable								
Total Liabilities	\$ 205,576	\$ (5,868)	\$ 2,292	\$ -	\$ 31,425	\$ -	\$ 575	\$ -
Total Assets less Liabilities	\$ (743,031)	\$ 3,294,630	\$ 133,759	\$ (7,757)	\$ 767,114	\$ 27,361	\$ (254,974)	\$ 221,511
NET ASSETS (RESERVES)								
Reserved for:								
Debt Service	\$ -	\$ -	\$ -	\$ -	\$ -	\$ 27,361	\$ -	\$ -
Unreserved for:								
General	(743,031)	-	-	(7,757)			-	-
Special Revenue Funds	-	3,294,630	133,759		767,114		-	221,511
Capital Projects Fund	-	-	-				(254,974)	
Total Net Assets (Reserves)	\$ (743,031)	\$ 3,294,630	\$ 133,759	\$ (7,757)	\$ 767,114	\$ 27,361	\$ (254,974)	\$ 221,511

NORTH PLATTE PUBLIC SCHOOLS

STATEMENT OF CASH RECEIPTS, DISBURSEMENTS AND CHANGES IN FUND BALANCES



For the Three Month Period Ending November 30, 2022

FUNDS	Fund Balances (deficits) at Beginning of Year	Receipts	2022-2023	Disbursements	Excess (deficiency) of receipts over (under) Disbursements	Fund Balances (deficits) at End of Year	Fund Balance Composite		
							School District Treasurer's Cash/Investments (overdrawn)	Due to/ Due From	Receivables and Liabilities
GENERAL									
Education	\$ 6,630,020	\$ 4,796,964	\$ 38,178,860	\$ 10,232,677			\$ (537,455)	\$ (69,558)	\$ (136,018)
Special Education			\$ 5,387,994	1,309,830					
Grants		741,001	\$ 9,405,556	1,368,509					
Total	\$ 6,630,020	\$ 5,537,965	\$ 52,972,410	\$ 12,911,016	(7,373,051)	\$ (743,031)	\$ (537,455)	\$ (69,558)	\$ (136,018)
DEPRECIATION	\$ 3,349,325	\$ 17,184	\$ 4,435,782	\$ 71,879	(54,695)	\$ 3,294,630	\$ 3,288,762	\$ 5,868	\$ -
EMPLOYEE BENEFIT	\$ 136,949	\$ -	\$ 300,000	\$ 3,190	(3,190)	\$ 133,759	\$ 136,051	\$ (2,292)	\$ -
Combined Total	\$ 10,116,294	\$ 5,555,149	\$ 57,708,192	\$ 12,986,085	(7,430,936)	\$ 2,685,358	\$ 2,887,358	\$ (65,982)	\$ (136,018)
FIDUCIARY									
Student Activity	\$ 1,600,285	\$ 467,864	\$ 1,700,000	\$ 412,188	55,676	\$ 1,655,961	\$ 1,557,980	\$ 97,981	\$ -
SCHOOL NUTRITION									
School Year	\$ 852,869	\$ 756,270	\$ 3,048,000	\$ 855,885	(99,615)	\$ 753,254	\$ 877,065	\$ (31,425)	\$ (78,526)
Vending Machine	11,322	2,538		-	2,538	13,860			
Total	\$ 864,191	\$ 758,808	\$ 3,048,000	\$ 855,885	(97,077)	\$ 767,114	\$ 877,065	\$ (31,425)	\$ (78,526)
BOND INTEREST AND RETIREMENT	\$ 143,117	\$ 5,794	\$ 122,850	\$ 121,550	(115,756)	\$ 27,361	\$ 27,361	\$ -	\$ -
SPECIAL BUILDING	\$ 217,909	\$ 681,626	\$ 3,585,664	\$ 1,154,509	(472,883)	\$ (254,974)	\$ (254,399)	\$ (575)	\$ -
QUALIFIED CAPITAL PURPOSE UNDERTAKING	\$ 1,014,254	\$ 42,403	\$ 1,006,528	\$ 835,146	(792,743)	\$ 221,511	\$ 221,511	\$ -	\$ -
COOPERATIVE	\$ 324	\$ 6,736	\$ 100,000	\$ 14,817	(8,081)	\$ (7,757)	\$ (7,757)	\$ -	\$ -
GRAND TOTAL-ALL FUNDS	\$ 13,956,374	\$ 7,518,380	\$ 67,271,234	\$ 16,380,180	\$ (8,861,800)	\$ 5,094,574	\$ 5,309,119	\$ (1)	\$ (214,544)

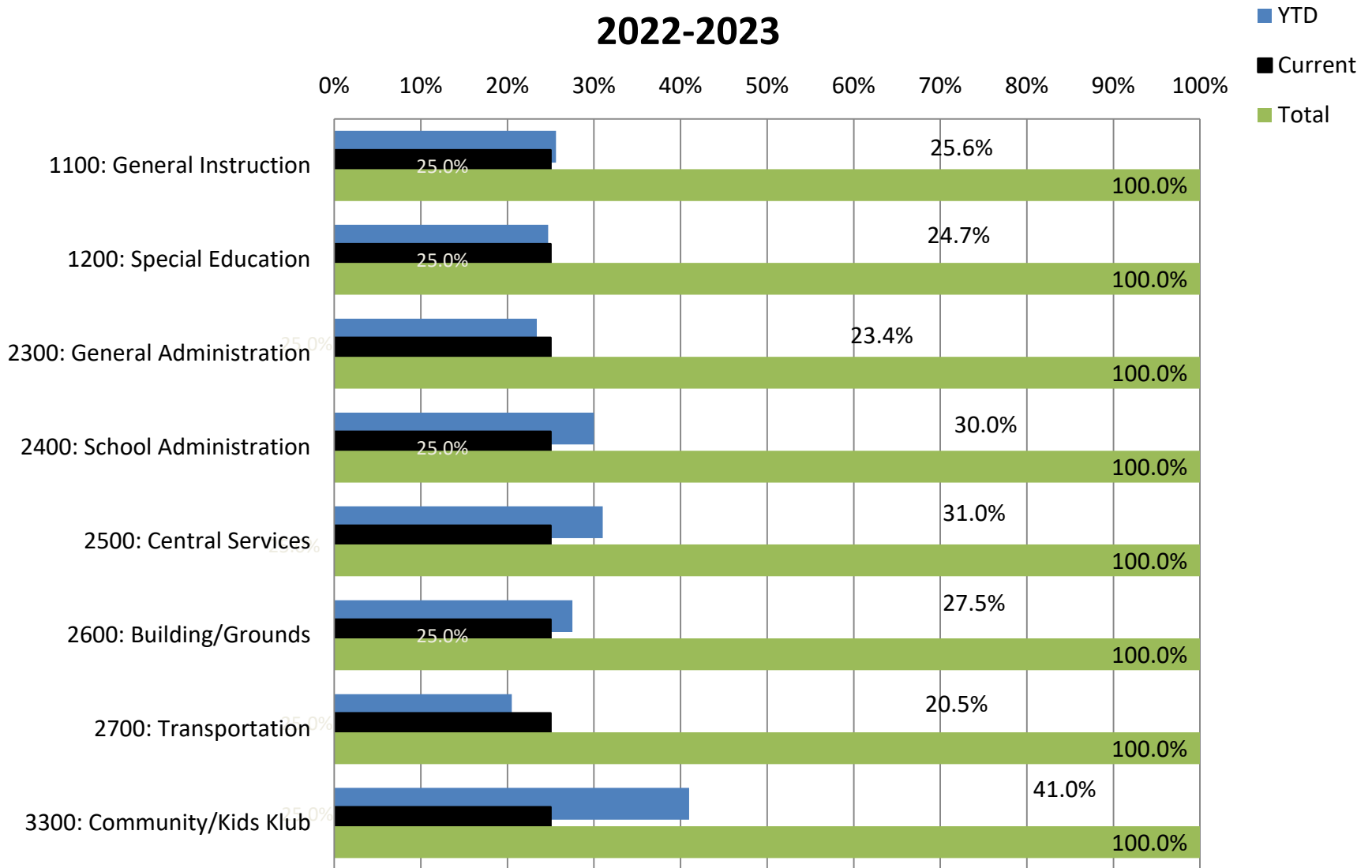
Income Statement

Income Statement

INCOME STATEMENT

Account No/ Description	Adjusted Budget	Encumbrance	Actual Period	Actual YTD	Available Balance	Percent
01 GENERAL FUND						
81 REVENUES						
11 00 TAXES	29,252,494.00	.00	.00	1,411,852.83	27,840,641.17	4.83
15 00 INVESTMENT INCOME	1,000.00	.00	.00	306.86	693.14	30.69
19 00 PRIVATE GRANTS	186,514.00	.00	23,778.77	55,350.05	131,163.95	29.68
21 00 COUNTY FINES/LICENSES	300,000.00	.00	.00	60,132.36	239,867.64	20.04
31 00 STATE RECEIPTS	12,739,135.00	.00	1,048,914.00	3,156,065.86	9,583,069.14	24.77
34 00 CATEGORICAL/PRIVATE GRANTS	450,000.00	.00	.00	.00	450,000.00	.00
35 00 STATE CATEGORICAL PROGRAMS	392,991.00	.00	42,789.00	100,910.00	292,081.00	25.68
39 00 OTHER STATE RECEIPTS	162,000.00	.00	.00	.00	162,000.00	.00
40 00 UNOBLIGATED GRANT FUNDS	6,060,089.00	.00	.00	.00	6,060,089.00	.00
41 00 UNIVERSAL SERVICE FUND	.00	.00	74,000.00	74,000.00	-74,000.00	.00
44 00 IDEA	16,750.00	.00	.00	56,763.00	-40,013.00	338.88
45 00 FEDERAL PROGRAMS	2,315,442.00	.00	99,486.03	507,872.29	1,807,569.71	21.93
47 00 CARL PERKINS	.00	.00	.00	27,255.12	-27,255.12	.00
49 00 21ST CENTURY/EIN	518,770.00	.00	21,638.00	75,111.00	443,659.00	14.48
56 00 MISC REVENUE	5,000.00	.00	.00	12,345.70	-7,345.70	246.91
81 REVENUES	52,400,185.00	.00	1,310,605.80	5,537,965.07	46,862,219.93	10.57
91 EXPENDITURES						
11 00 REGULAR INSTRUCTION	20,643,046.00	130,918.91	1,690,363.86	5,411,249.20	15,100,877.89	26.85
12 00 SPECIAL EDUCATION	5,230,162.00	11,157.02	451,371.83	1,289,391.40	3,929,613.58	24.87
13 00 SUMMER SCHOOL	73,516.00	.00	.00	.00	73,516.00	.00
21 00 PUPIL SUPPORT	2,490,662.00	15,374.15	209,401.66	615,982.81	1,859,305.04	25.35
22 00 STAFF SUPPORT	1,974,019.08	94,751.12	121,367.80	427,084.41	1,452,183.55	26.44
23 00 GENERAL ADMINISTRATION	1,188,037.72	3,792.92	41,574.91	277,964.82	906,279.98	23.72
24 00 SCHOOL ADMINISTRATION	2,747,866.00	2,384.72	260,319.01	824,422.33	1,921,058.95	30.09
25 00 BUSINESS SUPPORT	2,732,387.00	321,978.37	282,561.23	847,726.95	1,562,681.68	42.81
26 00 OPERATIONS/MAINTENANCE	5,487,267.00	242,791.68	489,806.09	1,511,502.36	3,732,972.96	31.97
27 00 TRANSPORTATION	656,369.00	27,770.72	46,028.41	134,341.39	494,256.89	24.70
33 00 COMMUNITY SERVICE	243,523.00	.00	33,931.08	99,840.94	143,682.06	41.00
34 00 CATEGORICAL/PRIVATE GRANTS	191,514.00	23,453.18	31,136.91	49,728.68	118,332.14	38.21
35 00 STATE CATEGORICAL PROGRAMS	389,588.00	2,165.83	49,373.06	147,267.94	240,154.23	38.36
40 00 UNOBLIGATED GRANT FUNDS	1,414,963.00	.00	.00	.00	1,414,963.00	.00
62 00 ESSA-TITLE	834,451.00	.00	66,185.05	193,833.98	640,617.02	23.23
63 00 ESSA-TITLE II	178,016.00	.00	12,330.00	46,987.59	131,028.41	26.40
64 00 IDEA	1,093,794.00	1,075.00	127,045.76	327,445.75	765,273.25	30.03
66 00 OTHER FEDERAL SERV-NON CATEGORICAL	25,263.00	.00	2,962.76	9,642.26	15,620.74	38.17
67 00 CARL PERKINS FUNDS	60,558.00	38,063.31	19,107.97	27,557.22	-5,062.53	108.36
69 00 FEDERAL SERV-CATEGORICAL	5,240,199.00	122,813.62	147,478.43	566,044.53	4,551,340.85	13.15
80 00 TRANSFERS	100,000.00	.00	.00	103,000.00	-3,000.00	103.00
91 EXPENDITURES	52,995,200.80	1,038,490.55	4,082,345.82	12,911,014.56	39,045,695.69	26.32
01 GENERAL FUND	-595,015.80	-1,038,490.55	-2,771,740.02	-7,373,049.49	7,816,524.24	1413.67

2022-2023



1100: **Regular Instruction:** Those programs that are directed to students in the classroom

1200: **Special Education Program**

2100: **Support Services-Pupil:** Attendance, guidance, health services

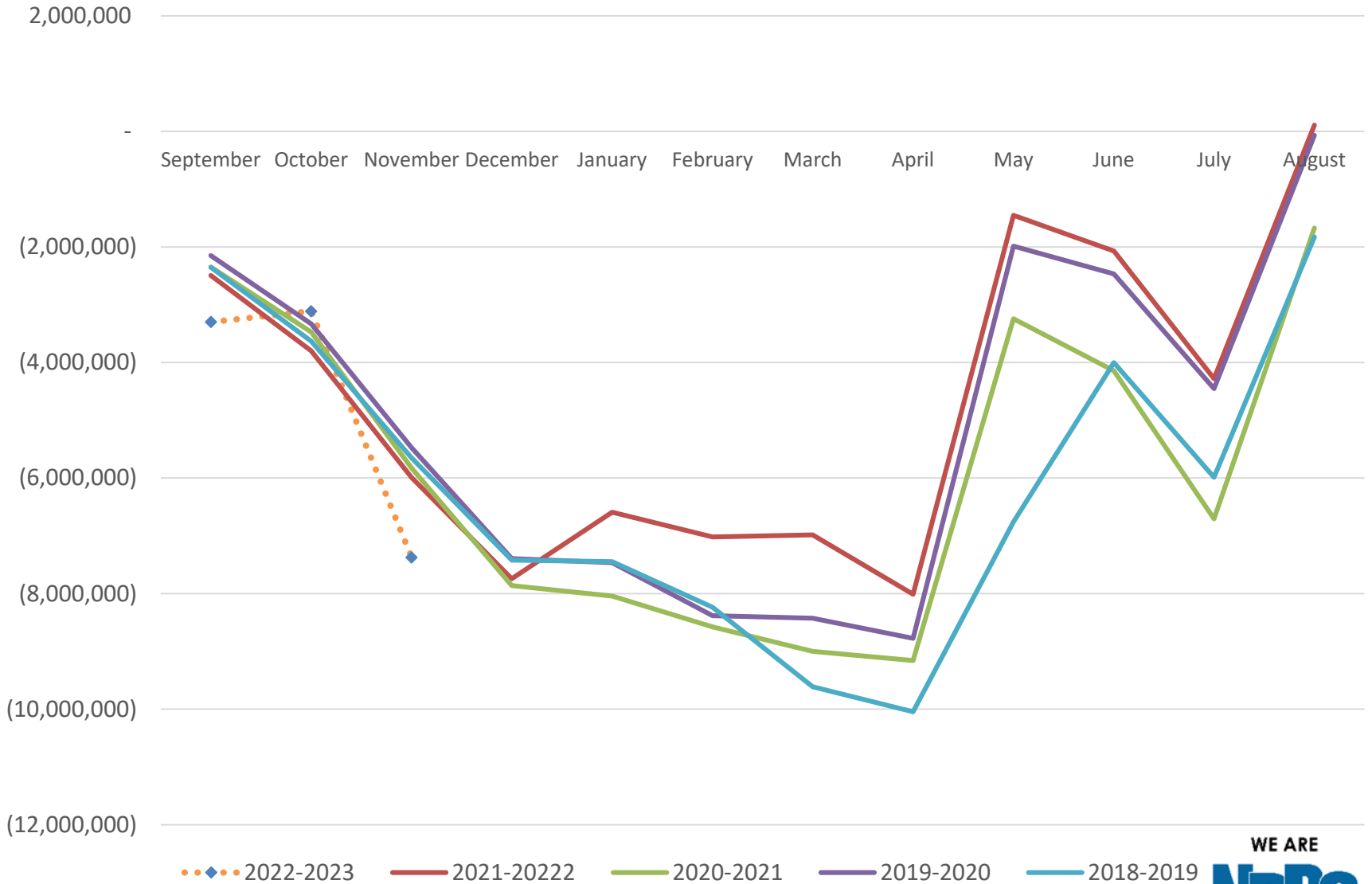
2200: **Support Services-Staff:** Curriculum, libraries, technology, activities

2300: **General Administration:** Board of Education, Superintendent

2400: **School Administration:** Building Principals Office and Support



Monthly Cash Flow



North Platte Public School District

EMBJSM4D

Activity and Depreciation Report

		Begin Balance	Revenue	Expenditures	End Balance
02	DEPRECIATION FUND				
8001	HIGH SCHOOL	110,611.33	.00	6,113.95	104,497.38
8002	ADAMS MIDDLE SCHOOL	127,031.86	.00	30,152.00	96,879.86
8003	BUFFALO ELEMENTARY	12,684.92	.00	4,559.49	8,125.43
8004	MADISON SCHOOL	164,916.02	.00	16,331.00	148,585.02
8005	CODY ELEMENTARY	41,151.90	.00	12,086.50	29,065.40
8006	JEFFERSON ELEMENTARY	-5,154.74	.00	.00	-5,154.74
8007	LINCOLN ELEMENTARY	41,429.92	.00	.00	41,429.92
8009	WASHINGTON ELEMENTARY	40,487.47	.00	.00	40,487.47
8010	MCDONALD ELEMENTARY	29,513.21	.00	.00	29,513.21
8011	EISENHOWER ELEMENTARY	25,452.54	.00	.00	25,452.54
8012	OSGOOD/LAKE ELEMENTARY	14,778.12	.00	1,173.97	13,604.15
8013	SPED	.00	.00	.00	.00
8015	STUDENT LEAD TECHNOLOGY	417,933.53	.00	.00	417,933.53
8026	NURSING SERVICES	4,217.77	.00	.00	4,217.77
8028	ELEMENTARY LIBRARIES	22,863.51	.00	.00	22,863.51
8040	ELEMENTARY MUSIC	4,581.15	.00	.00	4,581.15
8041	ELEMENTARY PE	23,074.20	.00	.00	23,074.20
8051	NEW SERIES TEXTBOOKS	836,361.86	.00	574.21	835,787.65
8052	TECHNOLOGY OFFICE	462,800.15	.00	.00	462,800.15
8055	REPLACEMENT TEXTBOOKS	117,182.92	.00	887.60	116,295.32
8110	NPHS LIBRARY	3,470.58	.00	.00	3,470.58
8111	NPHS BAND	-7,289.34	.00	.00	-7,289.34
8230	MS BAND	7,500.00	.00	.00	7,500.00
8232	CENTRAL OFFICE	-27,853.37	.00	.00	-27,853.37
8233	CUSTODIAL/MAINTENANCE	75,062.67	5,868.65	.00	80,931.32
8234	TEACHER COMPUTERS	271,364.81	.00	.00	271,364.81
8235	VEHICLE ACQUISITION	186,033.86	.00	.00	186,033.86
8240	TRACK	303,506.63	.00	.00	303,506.63
8241	TENNIS COURTS	197,532.00	.00	.00	197,532.00
8245	FOOTBALL FIELD	150,597.00	.00	.00	150,597.00
8250	ADAMS HVAC	-197,532.52	.00	.00	-197,532.52
8255	PLAYGROUNDS	-75,931.00	.00	.00	-75,931.00
8290	INTEREST	-29,053.77	11,315.66	.00	-17,738.11
	Fund Totals	3,349,325.19	17,184.31	71,878.72	3,294,630.78
	Total For All Funds	3,349,325.19	17,184.31	71,878.72	3,294,630.78

North Platte Public School District

EMBJSM4D

Activity and Depreciation Report

		Begin Balance	Revenue	Expenditures	End Balance
03	EMPLOYEE BENEFIT FUND				
8600	NPPS BENEFITS	24,583.99	.00	2,291.80	22,292.19
8610	EMPLOYEE BENEFITS-UNEMP COMP	2,052.86	.00	897.90	1,154.96
8620	SECTION 125	110,312.05	.00	.00	110,312.05
	Fund Totals	136,948.90	.00	3,189.70	133,759.20
	Total For All Funds	136,948.90	.00	3,189.70	133,759.20

North Platte Public School District

EMBJSM4D

Activity and Depreciation Report

		Begin Balance	Revenue	Expenditures	End Balance
05	ACTIVITY FUND				
7001	FOOTBALL	.00	33,782.02	51,898.92	-18,116.90
7002	VOLLEYBALL	.00	7,734.47	14,475.01	-6,740.54
7003	SOFTBALL	.00	3,957.00	12,861.21	-8,904.21
7004	UNIFIED BOWLING	.00	.00	453.91	-453.91
7005	CROSS COUNTRY	.00	1,027.50	5,089.82	-4,062.32
7006	TENNIS	.00	865.00	4,933.47	-4,068.47
7007	GOLF	.00	880.00	4,256.69	-3,376.69
7008	BASKETBALL	.00	1,001.00	2,965.02	-1,964.02
7009	SOCCER	.00	.00	786.00	-786.00
7010	WRESTLING	.00	2,566.59	1,713.10	853.49
7011	SWIMMING	.00	.00	160.00	-160.00
7012	TRACK	.00	1,394.05	.00	1,394.05
7013	UNIFIED TRACK	.00	.00	.00	.00
7019	ACTIVITY TICKETS	-3,618.84	80,596.09	8,868.02	68,109.23
7020	ACTIVITY OFFICE	-15,688.29	445.00	10,612.81	-25,856.10
7022	HIGH SCHOOL CONCESSIONS	10,309.33	28,169.21	32,854.94	5,623.60
7023	GNAC	.00	445.00	890.00	-445.00
7024	SUMMER WEIGHT PROGRAM	.00	.00	.00	.00
7030	ACTIVITY OFFICE FUNDRAISER	636.58	329.44	1,518.30	-552.28
7031	FOOTBALL FUND RAISER	27,526.58	259.00	2,856.44	24,929.14
7032	VOLLEYBALL FUND RAISER	2,851.72	22,426.51	14,994.39	10,283.84
7033	WRESTLING FUND RAISER	10,529.74	50.00	9,080.83	1,498.91
7034	SOFTBALL FUND RAISER	8,379.03	5,459.80	4,741.97	9,096.86
7035	BOYS BBALL FUND RAISER	1,498.47	.00	2,370.43	-871.96
7036	GIRLS BBALL FUND RAISER	2,785.05	1,955.98	872.74	3,868.29
7037	SWIMMING FUND RAISER	3,901.10	.00	1,391.25	2,509.85
7038	BOYS SOCCER FUND RAISER	3,847.05	359.20	1,297.50	2,908.75
7039	GIRLS SOCCER FUND RAISER	1,930.27	960.45	238.25	2,652.47
7040	BOYS TRACK FUND RAISER	1,343.73	.00	.00	1,343.73
7041	GIRLS TRACK FUND RAISER	3,014.43	243.50	.00	3,257.93
7042	BOYS TENNIS FUND RAISER	2,296.33	.00	176.89	2,119.44
7043	GIRLS TENNIS FUND RAISER	5,329.16	.00	87.75	5,241.41
7044	BOYS GOLF FUND RAISER	1,266.79	.00	.00	1,266.79
7045	GIRLS GOLF FUND RAISER	1,306.30	1,130.00	1,707.33	728.97
7046	BIOLOGY FUND RAISER	1,474.19	.00	.00	1,474.19
7047	CREW FUND RAISER	194.38	.00	.00	194.38
7048	PROJECT SEARCH FUND RAISER	872.66	344.85	110.88	1,106.63
7049	TEAMMATES FUND RAISER	3,119.86	126.75	.00	3,246.61
7050	UNIFIED BOWLING FUND RAISER	970.32	824.90	60.90	1,734.32
7051	POWER LIFTING FUND RAISER	-55.53	.00	.00	-55.53
7052	UNIFIED TRACK FUNDRAISER	-103.20	403.00	.00	299.80
7053	ESPORTS FUNDRAISER	633.30	240.80	19.99	854.11
7055	CC FUND RAISER	7,671.82	4,895.58	4,026.25	8,541.15
7056	SPEECH FUND RAISER	.00	.00	.00	.00
7060	CIRCLE OF FRIENDS	538.45	.00	.00	538.45
7090	BOOSTER CLUB	30,764.69	19,264.18	11,880.73	38,148.14
7100	MIDDLE SCHOOL CONCESSIONS	3,384.53	1,907.20	2,647.02	2,644.71
7101	MIDDLE SCHOOL TICKET OFFICE	13,338.49	5,000.00	.00	18,338.49
7102	MIDDLE SCHOOL ATHLETICS ADMINISTRATION	53,308.05	13,025.00	14,231.15	52,101.90
7120	MIDDLE SCHOOL FOOTBALL	307.40	4,037.00	4,536.21	-191.81
7121	MIDDLE SCHOOL WRESTLING	-569.79	1,332.00	710.00	52.21
7122	MIDDLE SCHOOL VOLLEYBALL	2,772.26	2,210.00	1,184.40	3,797.86
7123	MIDDLE SCHOOL BOYS BB	8,292.02	.00	87.25	8,204.77
7124	MIDDLE SCHOOL GIRLS BB	2,457.70	.00	967.25	1,490.45
7125	MIDDLE SCHOOL TRACK	-620.28	625.00	.00	4.72
7126	MIDDLE SCHOOL CROSS COUNTRY	-798.00	800.00	385.00	-383.00
7150	MIDDLE SCHOOL-FOOTBALL FUND RAISER	8,768.81	4,530.00	3,094.75	10,204.06
7151	MIDDLE SCHOOL WRESTLING FUND RAISER	1,546.90	.00	.00	1,546.90
7152	MIDDLE SCHOOL-VOLLEYBALL FUND RAISER	6,450.06	3,312.00	2,824.81	6,937.25
7153	MIDDLE SCHOOL-BOYS BB FUND RAISER	1,318.20	.00	.00	1,318.20
7154	MIDDLE SCHOOL-GIRLS BB FUND RAISER	7,082.20	.00	.00	7,082.20

North Platte Public School District

EMBJSM4D

Activity and Depreciation Report

		Begin Balance	Revenue	Expenditures	End Balance
05	ACTIVITY FUND				
7155	MIDDLE SCHOOL-TRACK FUND RAISER	8,151.09	.00	.00	8,151.09
7156	MIDDLE SCHOOL-CC FUNDRAISER	1,018.05	1,350.00	1,092.11	1,275.94
7157	MIDDLE SCHOOL-ROBOTIC	312.26	.00	.00	312.26
7200	VARSITY CHEERLEADERS	1,323.39	10,128.85	8,606.43	2,845.81
7201	HOMECOMING	1,000.00	3,923.00	390.88	4,532.12
7202	PACERS	1,126.22	9,491.10	18,323.36	-7,706.04
7203	FLAG CORP	2,718.20	996.00	2,816.64	897.56
7204	NPHS MUSICAL	72,529.07	.00	8,460.00	64,069.07
7205	ADVANCED ACTING	3,184.86	7,697.53	3,216.37	7,666.02
7209	CLASS - FRESHMAN	.00	.00	.00	.00
7210	CLASS - SOPHMORE	500.00	.00	.00	500.00
7211	CLASS - JUNIOR	-550.00	184.65	.00	-365.35
7212	CLASS - SENIOR	6,853.28	.00	.00	6,853.28
7226	ENVIRONMENTAL CLUB	638.95	.00	.00	638.95
7230	ART CLUB	2,072.94	276.25	.00	2,349.19
7231	CRIME STOPPERS	.00	.00	.00	.00
7232	CLOSE UP	1,732.12	.00	.00	1,732.12
7233	DRAMA	-6,510.33	9,055.00	2,652.88	-108.21
7234	FBLA	841.70	.00	.00	841.70
7235	FCCLA	1,461.96	.00	.00	1,461.96
7236	JOURNALISM	1,431.48	3,734.00	956.65	4,208.83
7237	KEY CLUB	2,181.12	850.13	1,253.25	1,778.00
7238	LETTER CLUB	.00	.00	.00	.00
7239	MOCK TRIAL	543.31	147.00	247.00	443.31
7240	NATL HONOR SOCIETY	2,417.13	780.00	236.99	2,960.14
7241	SPEECH/DEBATE/NFL	-3,667.79	4,000.00	2,250.92	-1,918.71
7242	SKILLS USA	11,206.86	1,962.00	3,889.26	9,279.60
7243	STUDENT COUNCIL	7,611.56	3,822.85	2,402.79	9,031.62
7244	WORLD LANGUAGE CLUB	320.86	675.00	863.40	132.46
7245	FFA	84,878.20	15,509.60	7,284.28	93,103.52
7246	DUNGEONS AND DRAGONS	.00	170.00	67.22	102.78
7250	VIDEO PRODUCTION	1,502.00	697.00	447.12	1,751.88
7260	GSA CLUB	444.47	.00	.00	444.47
7290	FEE SUPPORT	-6,276.58	17,000.00	800.00	9,923.42
7300	COUNSELORS	2,590.42	283.00	.00	2,873.42
7301	AP TESTING	1,202.75	.00	.00	1,202.75
7302	SCHOLARSHIP	9,118.90	.00	.00	9,118.90
7303	DUAL CREDIT - HIGH SCHOOL	237,885.71	.00	2,027.21	235,858.50
7304	PRINCIPAL CONTINGENCY	3,130.62	886.77	73.50	3,943.89
7305	FACULTY	.00	.00	.00	.00
7306	RESTITUTION	.00	.00	.00	.00
7307	NPHS SCHOOL STORE (SPED)	2,067.46	.00	164.73	1,902.73
7310	BAND UNIFORM FUND	9.65	.00	.00	9.65
7311	CHOIR ROBE FUND	.00	.00	.00	.00
7315	HIGH SCHOOL BOOK FINES	18,832.66	384.38	408.34	18,808.70
7316	LIBRARY FINES	2,655.55	772.29	63.16	3,364.68
7317	P. E. FINES	593.00	.00	.00	593.00
7320	ART SUPPLIES	20,464.20	3,321.01	5,106.17	18,679.04
7321	AUTO SHOP	13,154.72	352.02	.00	13,506.74
7322	BAND	16,159.86	840.19	5,138.78	11,861.27
7323	BULLDOGGER	2,181.60	2,209.00	5,188.85	-798.25
7324	DRAFTING	1,754.87	.00	.00	1,754.87
7325	ELECTRONICS	3,743.84	225.00	.00	3,968.84
7326	FOODS	4,599.71	1,975.71	1,017.23	5,558.19
7327	ORCHESTRA	3,314.85	.00	.00	3,314.85
7328	VOCAL	8,025.36	682.88	2,542.99	6,165.25
7329	WELDING	12,201.74	1,880.10	419.68	13,662.16
7330	WOODS	3,354.59	1,161.87	494.27	4,022.19
7331	PHOTOGRAPHY CLASS	2,028.20	713.64	8.49	2,733.35
7332	FCS DESIGN	524.27	638.15	179.89	982.53
7400	ELEMENTARY BOOK FINES	9,105.92	-14.80	.00	9,091.12

North Platte Public School District

EMBJSM4D

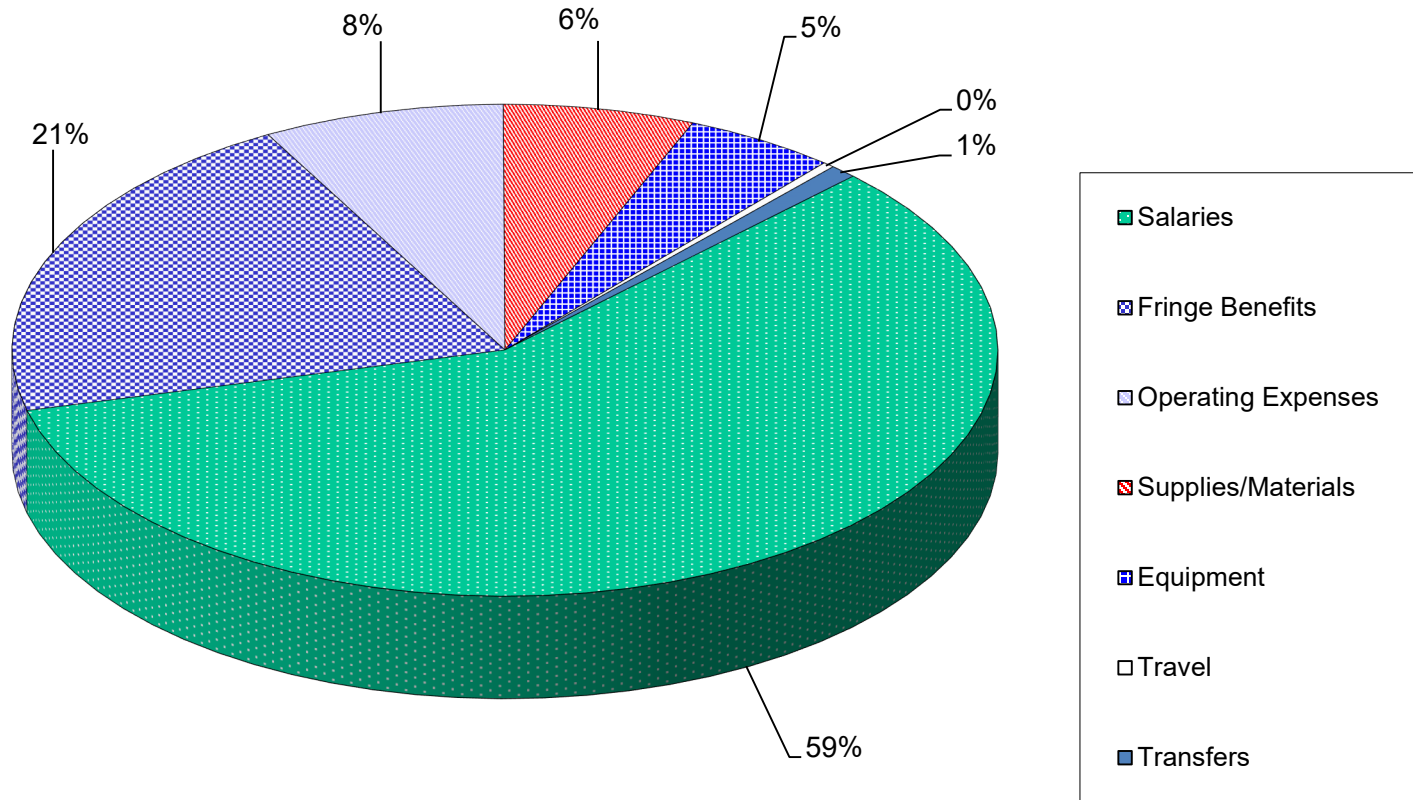
Activity and Depreciation Report

		Begin Balance	Revenue	Expenditures	End Balance
05	ACTIVITY FUND				
7403	ELEMENTARY - BUFFALO	3,331.48	519.25	2,227.73	1,623.00
7404	MADISON	.00	142.09	.00	142.09
7405	ELEMENTARY - CODY	10,433.77	1,457.42	13,008.25	-1,117.06
7406	ELEMENTARY - JEFFERSON	7,670.64	2,087.77	530.87	9,227.54
7407	ELEMENTARY - LINCOLN	10,282.83	1,244.54	.00	11,527.37
7409	ELEMENTARY - WASHINGTON	24,294.59	3,263.31	2,550.00	25,007.90
7410	ELEMENTARY - MCDONALD	1,492.72	3,820.04	9.88	5,302.88
7411	ELEMENTARY - EISNEHOWER	4,239.75	2,757.77	1,600.16	5,397.36
7413	BUFFALO SOCIAL COMMITTEE	58.84	297.50	5.98	350.36
7420	ADAMS MIDDLE SCHOOL	7,293.37	1,412.00	300.00	8,405.37
7421	ADAMS - STUDENT COUNCIL	10,765.32	7,660.00	5,503.52	12,921.80
7422	ADAMS - JOURNALISM	4,293.52	625.00	.00	4,918.52
7423	ADAMS - MUSIC/SWING CHOIR	4,194.94	3,714.85	428.00	7,481.79
7424	ADAMS-LIBRARY FINES	1,041.07	15.65	.00	1,056.72
7425	MS SPEECH CLUB	102.38	.00	.00	102.38
7426	MS ENVIRONMENTAL CLUB	420.12	207.60	69.70	558.02
7427	MS STORE (SPED)	21.31	.00	.00	21.31
7428	ADAMS - BAND	1,905.66	2,944.00	2,090.65	2,759.01
7429	ADAMS-FACULTY COURTESY COMM	.00	.00	.00	.00
7430	MADISON MIDDLE SCHOOL	38,277.75	.00	.00	38,277.75
7431	MADISON - BAND/CHORUS	8,172.38	5,951.00	802.28	13,321.10
7432	MADISON - TENNIS COURTS	.00	.00	.00	.00
7433	MADISON - STUDENT COUNCIL	1,484.98	472.00	624.13	1,332.85
7442	ELEMENTARY ORCHESTRA	692.03	994.00	384.00	1,302.03
7445	ELEMENTARY - HALL	2,766.24	.00	.00	2,766.24
7454	ELEMENTARY - LAKE/OSGOOD	19,797.82	374.41	924.97	19,247.26
7460	ADAMS ART CLUB	680.28	.00	.00	680.28
7461	ADAMS CHESS CLUB	591.28	.00	.00	591.28
7462	ADAMS UNIFIED SCHOOLS	200.00	.00	.00	200.00
7480	TLC	3,361.18	.00	.00	3,361.18
7481	KIDS KLUB	93,634.68	807.70	874.46	93,567.92
7490	DISTRICT	4,018.21	190.00	.00	4,208.21
7491	MENTAL HEALTH	3,785.26	.00	.00	3,785.26
7802	MCKINLEY RENTALS	10,082.20	.00	.00	10,082.20
7803	RENTALS - ALL BUILDINGS	31,579.51	515.00	.00	32,094.51
7852	CAMPS	1,345.15	.00	.00	1,345.15
7900	REVOLVING FUND	12,798.16	17,072.13	175.00	29,695.29
7910	INTEREST	14,747.48	14.24	3,056.56	11,705.16
7911	BUS/VAN DEPRECIATION	21,626.22	.00	.00	21,626.22
7913	CHROMEBOOK INS	12,686.88	3,289.67	2,704.65	13,271.90
7914	VERIZON TOWER RENTAL	240,675.15	21,632.44	3,955.10	258,352.49
7915	TECHNOLOGY	107,580.81	1,188.41	2,551.41	106,217.81
7916	TUITION WAIVERS	5,410.66	.00	3,915.00	1,495.66
7917	MAINTENANCE	54,199.49	15,082.88	32,021.50	37,260.87
7918	SPECIAL OLYMPICS	6,887.61	435.00	435.00	6,887.61
7920	CENTRAL OFFICE	739.18	.00	.00	739.18
7928	BAUER FIELD SIGNS	6,915.42	.00	.00	6,915.42
7929	SCHOOL/COMMUNITY PARTNERSHIP	.00	.00	.00	.00
7930	BELOW 5	1,446.21	.00	1,428.94	17.27
	Fund Totals	1,600,285.38	467,863.91	412,188.16	1,655,961.13
	Total For All Funds	1,600,285.38	467,863.91	412,188.16	1,655,961.13

North Platte Public Schools

Expenditures by Object Code

For the Three Month Period Ending November 30, 2022



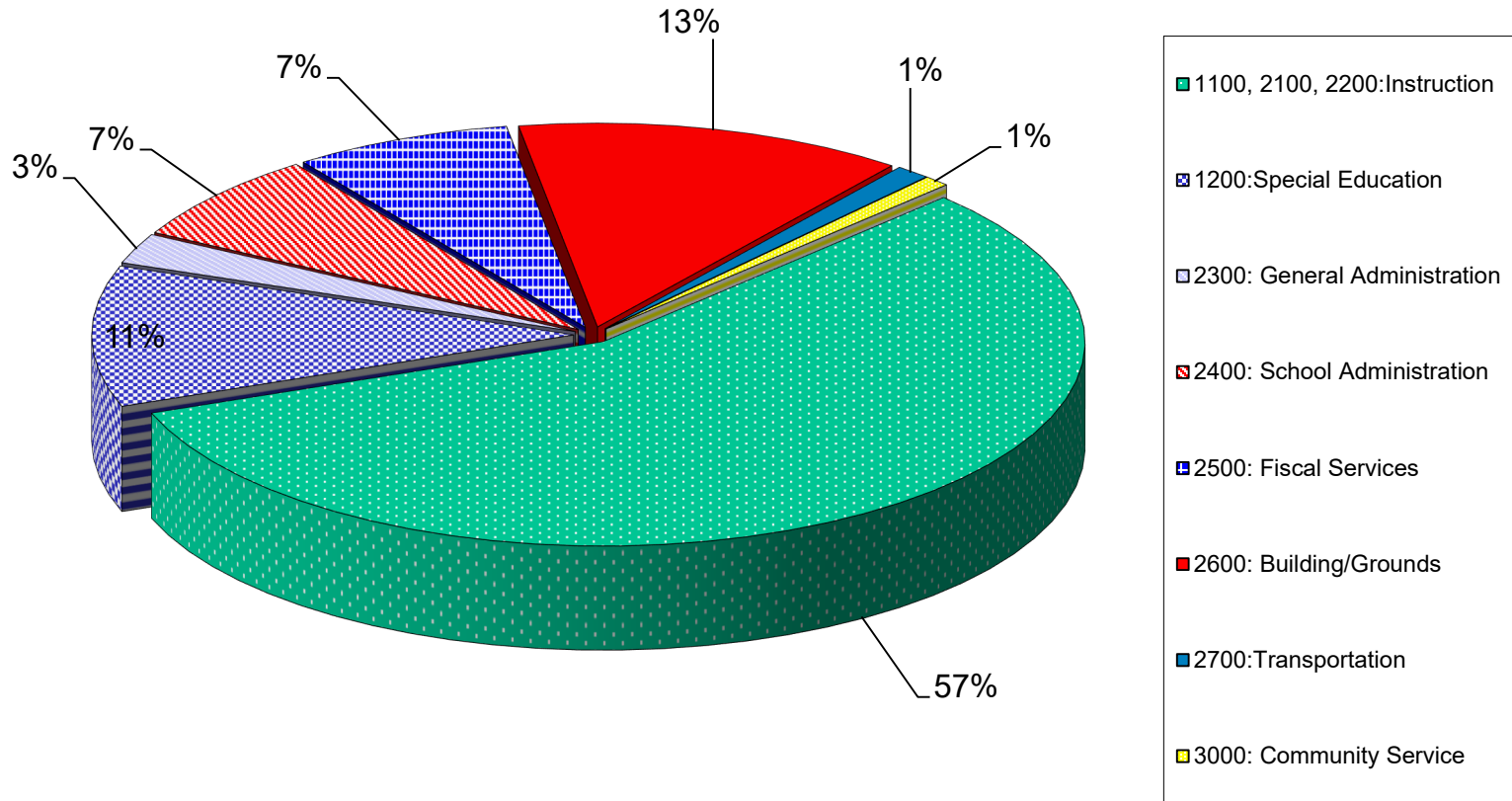
General Fund Expenditures excluding Grants



North Platte Public Schools

Expenditures by Discipline

For the Three Month Period Ending November 30, 2022



General Fund Expenditures excluding grants

