

Board of Education Regular Meeting  
Monday, October 10, 2022 5:30 PM  
McKinley Education Center  
301 West F Street  
North Platte, NE 69103-1557

1. Roll Call
2. Posting of the Open Meetings Act
3. Pledge of Allegiance and Announcements
4. Communications
  - 4.1. Special Presentation
  - 4.2. Foundation Report
  - 4.3. Recognitions
  - 4.4. Superintendent's Report
  - 4.5. Board Comments
  - 4.6. Committee Reports
    - 4.6.1. October 4, 2022 meeting of the Personnel, American Civic, Curriculum, Student Services and Communication subcommittee
    - 4.6.2. October 6, 2022 meeting of the Finance, Facilities, Operations and Legislation subcommittee
5. Consent Agenda
  - 5.1. Approve the agenda for the October 10, 2022 regular meeting of the Board of Education
  - 5.2. Approve the publication of the October 10, 2022, regular meeting of the Board of Education
  - 5.3. Approve the minutes of the September 12, 2022. regular meeting of the Board of Education

- 5.4. Approve the minutes of the September 28, 2022, special meeting of the Board of Education budget of expenditures and property tax request.
- 5.5. Approve the minutes of the October 4, 2022, meeting of the Personnel, American Civic, Curriculum Student Services and Communication subcommittee of the Board of Education
- 5.6. Approve the minutes of the October 6, 2022, meeting of the Finance, Facilities, Operations and Legislation subcommittee of the Board of Education
- 5.7. Approval of Financial Claims and Reports
6. Reports and Discussion Items
  - 6.1. Preliminary 2022-2023 Student Enrollment
  - 6.2. 2022-2023 SRO Contract
  - 6.3. District Assurance Statement
  - 6.4. Monthly Financial & Budget Report
  - 6.5. Legislative Update
7. Public Comment
8. Action Items
  - 8.1. Request to amend the 2022-2023 school calendar
9. Future Board Calendar
10. Adjournment

## Superintendent Report

Meeting: October Board Meeting

Date: 10/10/22

Dr. Todd Rhodes, Superintendent

=====

**Congratulations:** To the Girl's Golf team and coaches for qualifying for the 2022 State Golf Championship. Congratulations to Karsen Morrison, Abbigail Jones, Kaylee Carlson, Hailey Matthews and Madison Preece as they compete in Norfolk today and tomorrow.

**Parent-Teacher conferences:** This week marks the 9<sup>th</sup> week of the 2022-2023 school year. P/T conferences were held the week of September 12<sup>th</sup> at NPHS and Adams Middle school. K-6 P/T conferences will be held next week. NPHS and Adams Middle school will also hold 2<sup>nd</sup> Quarter conferences the week of November 14<sup>th</sup>.

**Professional Development:** This Friday, Oct. 14<sup>th</sup>, will be a PD at NPHS. This Friday we will have Boys Town here for staff training.

We will have the elementary teachers learning The Well Managed Classroom in the PAC at the high school starting at 7:45 and ending at 11:15. The key elements of this training are:

- Motivate students with challenging social and emotional, behavioral and academic needs
- Reduce severe discipline problems
- Increase student and teacher satisfaction
- Improve administrative intervention processes
- React positively to problem situations
- Improve students physical and emotional safety
- Reduce absenteeism

In the afternoon all Madison, Adams and High School teachers will be learning Safe & Secure Schools in the PAC starting at 12:15 and ending at 3:45. The key elements of Safe and Secure Schools training are:

- Build strong student-teacher relationships
- Decrease acts of verbal and physical aggression
- Promote respect and encourage individual responsibility
- Respond calmly to disruptive behaviors and avoid power struggles
- Blend social/emotional/behavioral support with academic instruction
- Reduce absenteeism

**State Education Conference:** The State Education conference is Nov. 16<sup>th</sup>-18<sup>th</sup> at the CHI Health Center in Omaha. Skip Altig, Jo Ann Lundgreen, Todd Rhodes, Stuart Simpson and Kevin Mills are registered.

**Nebraska Education Profile:** On October 3<sup>rd</sup> district and individual schools' EMBARGOED NSCAS Assessment data and AQuESTT classifications were released to district officials.

Accountability results are **EMBARGOED** until further notice. This means they should not be emailed, presented on, or spoken about in public. These results are also **unofficial**. This time is specifically intended to provide district staff an opportunity to validate their data, seek clarity, and share any anomalies with us. We encourage you to check back on the NEP Secure as changes might occur. The NDE will communicate final results in a public release at a later date. **At the time of the release NDE anticipates at least a four-week validation period.**

## **Board of Education Regular Meeting**

McKinley Education Center

301 West F Street

North Platte, NE 69103-1557

Monday, September 12, 2022 5:30 PM

### **1. Roll Call**

All Present: Mark Nicholson, Matthew Pederson, Skip Altig, Jo Ann Lundgreen, Ivan Mitchell and Angela Blaes

### **2. Posting of the Open Meetings Act**

### **3. Pledge of Allegiance and Announcements**

### **4. Communications**

#### 4.1. Foundation Report

Foundation Director Terry Burchell reported that the Pay Green to Wear Blue campaign nearly tripled in participation this year. Those funds go toward Class Act teacher scholarships and classroom REACH grants. Matthew Pederson asked if Director Burchell was still looking for teams for the backyard BBQ set for September 30<sup>th</sup>, which they are.

#### 4.2. Recognitions

#### 4.3. Superintendent's Report

Superintendent Dr. Todd Rhodes reported on the *Get Your Teach On* professional development day which was held today. Superintendent Rhodes was very pleased with the results. He thanked the Board for their support in the continuing development of our staff and the Curriculum Directors for spearheading the event. He also reported that the certified payroll position has been filled from a quality pool of candidates. Superintendent Rhodes noted it is homecoming week and there will be many activities including a parade on Wednesday. Dr. Rhodes went on to invite the Board members to participate in the events.

#### 4.4. Board Comments

Vice President Jo Ann Lundgreen noted she was in the High School with a patron, who had never been inside the building before, and that person was impressed with the facility. Mrs. Lundgren complimented staff on the cleanliness and maintenance of all the school buildings.

President Skip Altig reported he visited Cody Elementary School and was told by staff members that it was great to see Board members visiting the schools. He commented on the engagement of students and their use of technology. He also remarked that for the oldest building in the District Cody is in good shape thanks to maintenance and custodial staff.

Secretary Matthew Pederson reported that his children have started to attend Ladybug Crossing Daycare which is located in the Osgood Elementary building. He complimented the program that

has been implemented for those children to eventually attend Preschool with North Platte Public Schools in the same building.

#### 4.5. Committee Reports

##### 4.5.1. September 6, 2022 meeting of the Personnel, American Civic, Curriculum, Student Services and Communication subcommittee

Mark Nicholson reported on items discussed at this meeting which included, 2022-2023 Tier Goals, and updates on personnel, communication and busing.

##### 4.5.2. September 8, 2022 meeting of the Finance, Facilities, Operations and Legislation subcommittee

Ivan Mitchell reported on items discussed at this meeting which included girls wrestling, construction in administrative offices, the facilities document, the 2022-2023 Budget, communication and busing updates and Essers.

#### **5. Consent Agenda**

5.1. Approve the agenda for the September 12, 2022 regular meeting of the Board of Education

5.2. Approve the publication of the September 12, 2022 regular meeting of the Board of Education

5.3. Approve the minutes of the August 8, 2022 regular meeting of the Board of Education

5.4. Approve the minutes of the August 15, 2022, Board Work Session

5.5. Approve the minutes of the August 29, 2022, Budget Hearing

5.6. Approve the minutes of the September 6, 2022 meeting of the Personnel, American Civic, Curriculum Student Services, and Communication subcommittee of the Board of Education

5.7. Approve the minutes of the September 8, 2022 meeting of the Finance, Facilities, Operations and Legislation subcommittee of the Board of Education

5.8. Approval of Financial Claims and Reports

Motion by Angela Blaesi second by Matthew Pederson to approve the consent agenda as presented.

Yeas: Matthew Pederson, Skip Altig, Jo Ann Lundgreen, Ivan Mitchell, Angela Blaesi and Mark Nicholson

#### **6. Reports and Discussion Items**

##### 6.1. Update of District Tier 1 Goals

Curriculum Directors Vikki Carlson and Lyndsey Douglas reported that a group of staff members have met to determine testing choices for students this year in light of the Nebraska Department of Education's change in requirements. They reported that other than the required NCSAS in the spring, MAPS Growth testing will be used by the District. They also outlined other methods of measuring student achievement and understanding in the day to day classroom. Board members and Superintendent Rhodes asked additional questions for clarification.

##### 6.2. Communication Report

Director of Communications, Tina Smith, reported on this semester's communication plan. In October a survey will be sent to parents regarding which types and methods of communication they prefer to receive from North Platte Public Schools. Mrs. Smith also reported that Classroom Clips will take the place of Sunday Spotlights for communication from the Superintendent's office.

There will also be website upgrades based on feedback received from the community including enhanced school counselor pages. Mrs. Smith also said that each individual building in the District will be creating their own communication plan. Board Vice President, Jo Ann Lundgreen, noted that she is excited each time she sees something new from the communications office. Mrs. Lundgreen also reported that there are now student ambassadors at the high school to help students new to the District.

### 6.3. Monthly Financial & Budget Report

Executive Director of Finance, Stuart Simpson, presented the monthly financial report. He also presented a second graph that showed the District's cash flow including the recent influx of tax receipts.

### 6.4. Legislative Update

Executive Director Simpson noted several upcoming meetings in regards to the Nebraska Legislature.

## **7. Public Comment**

There was no public comment.

## **8. Action Items**

### 8.1. Recognize the North Platte Education Association as the certified staff bargaining agent for the 2024-2025 school year.

It is required by statute for NPPSD to recognize a bargaining agent for certified staff negotiations. Because of the good working relationship between District administration and the NPEA the goal is to negotiate agreements two years in advance.

Motion by Matthew Pederson second by Jo Ann Lundgreen to recognize NPEA as the bargaining agent for North Platte Public Schools certified staff

Yeas: Skip Altig, Jo Ann Lundgreen, Ivan Mitchell, Angela Blaesi, Mark Nicholson and Matthew Pederson

### 8.2. Request to adopt Nebraska Association of School Board's superintendent evaluation instrument

By Nebraska state statute a new superintendent must be evaluated twice in the first year of employment. President Altig noted that the NASB evaluation tool meets a request by Board member Ivan Mitchell that there be more levels of rating performance other than just meets or not meets requirements as in the previous evaluation tool. The timeline is for Dr. Rhodes to complete his self-evaluation this week. The Board will get their evaluations for Dr. Rhodes in by October third. To initiate this process, it is being requested that the Nebraska Association of School Board's evaluation instrument be approved. Angela Blaesi asked if this is the same tool used for the previous superintendent's evaluation, it was not. Matthew Pederson agreed that this would be a more productive evaluation tool.

Motion by Matthew Pederson second by Angela Blaesi to adopt the NASB superintendent evaluation instrument

Yeas: Jo Ann Lundgreen, Ivan Mitchell, Angela Blaesi, Mark Nicholson and Matthew Pederson

**9. Future Board Calendar**

Future Board professional development and meeting schedules were discussed.

**10. Adjournment**

Motion by Angela Blaesi second by Matthew Pederson to adjourn this regular meeting of the North Platte Public Schools Board at 6:27 p.m.

Yeas: Ivan Mitchell, Angela Blaesi, Mark Nicholson, Matthew Pederson, Skip Altig and Jo Ann Lundgreen.

---

President, Skip Altig

---

Secretary, Matthew Pederson

DRAFT

## **Budget of Expenditures & Property Tax Request**

McKinley Education Center

301 West F Street

North Platte, NE 69103-1557

Wednesday, September 28, 2022 11:00 AM

### **1. Roll Call**

Present: Mark Nicholson, Matthew Pederson, Skip Altig and Jo Ann Lundgreen

Absent: Angela Blaesi and Ivan Mitchell

Motion by Matthew Pederson second by Mark Nicholson to excuse Angela Blaesi and Ivan Mitchell from this meeting

### **2. Posting of the Open Meetings Act**

### **3. Pledge of Allegiance and Announcements**

Angela Blaesi arrived at 11:01 a.m.

### **4. Public Comment**

There was no public comment

### **5. Action Items**

#### 5.1. Request approval of the 2022-2023 North Platte Public School District Budget

Executive Director of Finance, Stuart Simpson presented the proposed North Platte Public Schools budget for the 2022-2023 school year. President Altig noted that this proposed budget has been discussed at several previous meetings. Secretary Matthew Pederson noted that a large portion of expenditures are negotiated salaries that are set expenses.

#### 5.2. Request approval of the 2022-2023 Property Tax Request

WHEREAS, Nebraska Revised Statute 77-1632 and 77-1633 provides that the Governing Body of North Platte Public Schools passes by a majority vote a resolution or ordinance setting the tax request; and

WHEREAS, a special public hearing was held as required by law to hear and consider comments concerning the property tax request;

NOW, THEREFORE, the Governing Body of North Platte Public Schools resolves that:

1. The 2022-2023 property tax request be set at:

General Fund:	\$ 27,214,640.00
Bond Fund:	\$ -
Special Building Fund:	\$ 797,980.00
Qualified Capital Purpose	\$ 1,015,954.00
Undertaking Fund:	

2. The total assessed value of property differs from last year's total assessed value by 5.38 percent.
3. The tax rate which would levy the same amount of property taxes as last year, when multiplied by the new total assessed value of property would be 1.07947516941887 per \$100 of assessed value.
4. North Platte Public Schools proposes to adopt a property tax request that will cause its tax rate to be 1.088095 per \$100 of assessed value.
5. Based on the proposed property tax request and changes in other revenue, the total operating budget of North Platte Public Schools will increase (or decrease) last year's budget by -13.99 percent.
6. A copy of this resolution be certified and forwarded to the County Clerk on or before October 15, 2022.

Motion by Matthew Pederson second by Angela Blaesi to approve the resolution to set the property tax request.

Yeas: Skip Altig, Jo Ann Lundgreen, Angela Blaesi, Mark Nicholson and Matthew Pederson  
Absent: Ivan Mitchell

## **6. Adjournment**

Motion by Mark Nicholson second by Angela Blaesi to adjourn this meeting of the North Platte Public Schools Board of Education at 11:14 a.m.

Yeas: Jo Ann Lundgreen, Angela Blaesi, Mark Nicholson, Matthew Pederson and Skip Altig  
Absent: Ivan Mitchell

---

President, Skip Alig

---

Secretary, Skip Altig

Personnel, American Civic, Curriculum, Student Services and Communication  
Subcommittee Meeting  
October 4, 2022

Topic	Summary/Discussion
Participants	Began @ 7:58 with Skip Altig, Mark Nicholson, Angela Blaes, Kevin Mills, Todd Rhodes and Stuart Simpson present.
NPPSD Purpose & Direction	The purpose of the North Platte Public School District is to prepare ALL students to be productive, responsible citizens in a safe, caring, supportive learning environment. Our direction is to prepare every student for success through high-quality educational programs delivered by highly effective educators who use innovative, researched-based strategies in a safe, supportive environment in collaboration with family, businesses, and community members.
Special Education Transportation	Both Board of Education Subcommittees have been briefed on a change in a special education transportation practice regarding leaving unattended students off at home. The District has checked with both KSB law firm and the Lincoln County Attorney regarding liability exposure and for recommendations prior to making this change.
2023-2024 Staffing	Dr. Rhodes referenced Policy #1013 Dean of Students in introducing the potential of adding five Dean of Students to help administration at the Elementary Schools and at Madison. This will be forwarded to the full Board of Education at a regular meeting for further discussion.
Administrator Salaries (2023-2024)	Mr. Simpson reported that he is currently working with our array schools to build the rubric to determine administrator salaries. He also noted that under policy #1011 the Board will evaluate Dr. Rhodes twice in this school year. That process has begun and will be reported at the December regular meeting of the Board of Education.
ESSERS Update	Mr. Simpson summarized current employee positions supported by ESSERS funds including facilitators, nurses, technology and social workers. He went on to report that the funds have also been spent on HVAC upgrades at Adams and McDonald. Jefferson is the only school still needing a HVAC update.
2022-2023 Student Enrollment	Mr. Simpson presented the preliminary student enrollment count for the 2022-2023 school year. The current number of students enrolled in North Platte Public Schools is 3597 which is down 59 students from last year. This information will be double checked and verified prior to the official enrollment determination. It was noted that growth planned in the community will likely raise the enrollment within the next few years.
McKinley	Dr. Rhodes outlined current remodeling taking place in the District's central office. The current changes are being completed in-house by the NPPSD maintenance department. Additional changes are potentially planned in future.
Adjourned	Meeting adjourned at 8:46 a.m.

**Finance/Communication Subcommittee Meeting**  
*10/06/2022 Summary*

<b>Topic</b>	<b>Summary/Discussion</b>
Present	Stuart Simpson, Matt Pedersen, JoAnn Lundgreen, Ivan Mitchell, Todd Rhodes, Lori Coburn, Ryan Stearns, Kim Flanders Began at 8:02
NPPSD Purpose & Direction	The purpose of the North Platte Public School District (NPPSD) is to prepare ALL students to be productive, responsible citizens in a safe, caring, supportive learning environment. Our direction is to prepare every student for success through high-quality educational programs delivered by highly effective educators who use innovative, researched-based strategies in a safe, supportive environment in collaboration with family, businesses, and community members.
McDonald HVAC/Construction	Ryan Stearns from Hewgley's discussed the options in regards to replacing the HVAC, doors windows, & lights at McDonald Elementary. The Finance Committee took a tour of McDonald Elementary to see what the improvements will be.
Facilities Document	Reviewed the current facilities footprint in the District
Insurance Policy	Mr. Simpson presented our current costs for insurance & steps taken to help control the large increase in our insurance premiums
ESSERS	Discussed the ESSERS II and ESSERS III programs. Identified the remaining funds in ESSERS II and reflected on what we will be doing with ESSERS III. The reduced budget will be reflected in the 2022-2023 budget.
Budget 2023-2024	Mr. Simpson discussed the current unofficial enrollment for the District. This number will drive our numbers for state aid for the 2023-2024 budget.
Admin Salaries	Mr. Simpson reviewed the timeline for establishing the administrator salaries for the 2023-2024 school year
McKinley	Reviewed the current construction at McKinley due to some safety concerns brought up by the Fire Marshall
Adjourned	9:24

North Platte Public School District

For 09/02/22 - 09/30/22

Expenditure Summary Report

FJEXS01A

Periods 01 - 01

BOARD REPORT ON 1100 MAJOR PROGRAM

BOARD REPORT

<u>Account No/Description</u>	<u>Adjusted Budget</u>	<u>Y-T-D Encumb</u>	<u>Period Expended</u>	<u>Y-T-D Expended</u>	<u>Available Balance</u>	<u>Percent Used</u>
111 TEACHERS/PROFESSIONALS	54,285.00	.00	3,887.41	3,887.41	50,397.59	7.16
112 PARAPROFESSIONALS	3,483.00	.00	1,503.14	1,503.14	1,979.86	43.16
123 SUBSTITUTE TEACHERS	101,800.00	.00	.00	.00	101,800.00	.00
151 INCENTIVE PROFESSIONAL STAFF	35,000.00	.00	994.49	994.49	34,005.51	2.84
211 HEALTH CARE PROFESSIONAL	17,894.00	.00	884.08	884.08	17,009.92	4.94
213 HEALTH CARE-PROFESSIONAL NON CERTIFIED	17,319.00	.00	.00	.00	17,319.00	.00
221 FICA PROFESSIONAL	40,758.00	.00	371.93	371.93	40,386.07	.91
222 FICA PARAPROFESSIONAL	.00	.00	114.98	114.98	-114.98	.00
223 FICA SUBSTITUTES	7,775.00	.00	.00	.00	7,775.00	.00
231 RETIREMENT PROFESSIONAL	1,045.00	.00	482.22	482.22	562.78	46.15
232 RETIREMENT PARAPROFESSIONALS	.00	.00	35.89	35.89	-35.89	.00
281 HEALTH BENEFITS FOR TEACHERS	19,500.00	.00	.00	.00	19,500.00	.00
000 DISTRICT WIDE	298,859.00	.00	8,274.14	8,274.14	290,584.86	2.77

North Platte Public School District

For 09/02/22 - 09/30/22

Expenditure Summary Report

FJEXS01A

Periods 01 - 01

BOARD REPORT ON 1100 MAJOR PROGRAM

BOARD REPORT

<u>Account No/Description</u>	<u>Adjusted Budget</u>	<u>Y-T-D Encumb</u>	<u>Period Expended</u>	<u>Y-T-D Expended</u>	<u>Available Balance</u>	<u>Percent Used</u>
111 TEACHERS/PROFESSIONALS	3,833,440.00	.00	321,821.67	321,821.67	3,511,618.33	8.40
112 PARAPROFESSIONALS	45,089.00	.00	758.75	758.75	44,330.25	1.68
123 SUBSTITUTE TEACHERS	100,000.00	.00	4,630.00	4,630.00	95,370.00	4.63
151 INCENTIVE PROFESSIONAL STAFF	.00	.00	2,086.50	2,086.50	-2,086.50	.00
211 HEALTH CARE PROFESSIONAL	598,614.00	.00	60,284.98	60,284.98	538,329.02	10.07
213 HEALTH CARE-PROFESSIONAL NON CERTIFIED	.00	.00	212.72	212.72	-212.72	.00
221 FICA PROFESSIONAL	293,513.00	.00	24,884.00	24,884.00	268,629.00	8.48
222 FICA PARAPROFESSIONAL	3,424.00	.00	58.04	58.04	3,365.96	1.70
223 FICA SUBSTITUTES	7,800.00	.00	352.89	352.89	7,447.11	4.52
231 RETIREMENT PROFESSIONAL	375,907.00	.00	31,994.93	31,994.93	343,912.07	8.51
232 RETIREMENT PARAPROFESSIONALS	4,478.00	.00	.00	.00	4,478.00	.00
233 RETIREMENT SUBS	.00	.00	143.24	143.24	-143.24	.00
281 HEALTH BENEFITS FOR TEACHERS	97,500.00	.00	6,500.04	6,500.04	90,999.96	6.67
333 MILEAGE STAFF	120.00	.00	.00	.00	120.00	.00
340 OTHER PROFESSIONAL SERVICES	4,000.00	.00	21.32	21.32	3,978.68	.53
580 TRAVEL:MEAL,HOTEL,RENTAL	2,500.00	.00	40.78	40.78	2,459.22	1.63
610 GENERAL SUPPLIES	101,166.00	22,449.99	3,479.95	3,479.95	75,236.06	25.63
612 COPY COST	35,500.00	.00	.00	.00	35,500.00	.00
640 BOOKS/PERIODICALS	3,500.00	.00	.00	.00	3,500.00	.00
733 FURNITURE AND FIXTURES	71,000.00	68,578.20	.00	.00	2,421.80	96.59
890 MISCELLANEOUS EXPENDITURES	20,000.00	.00	1,135.08	1,135.08	18,864.92	5.68
001 HIGH SCHOOL	5,597,551.00	91,028.19	458,404.89	458,404.89	5,048,117.92	9.82

North Platte Public School District

For 09/02/22 - 09/30/22

Expenditure Summary Report

FJEXS01A

Periods 01 - 01

BOARD REPORT ON 1100 MAJOR PROGRAM

BOARD REPORT

<u>Account No/Description</u>	<u>Adjusted Budget</u>	<u>Y-T-D Encumb</u>	<u>Period Expended</u>	<u>Y-T-D Expended</u>	<u>Available Balance</u>	<u>Percent Used</u>
111 TEACHERS/PROFESSIONALS	2,049,996.00	.00	178,934.19	178,934.19	1,871,061.81	8.73
112 PARAPROFESSIONALS	19,302.00	.00	1,881.87	1,881.87	17,420.13	9.75
123 SUBSTITUTE TEACHERS	45,000.00	.00	3,567.50	3,567.50	41,432.50	7.93
151 INCENTIVE PROFESSIONAL STAFF	.00	.00	2,337.33	2,337.33	-2,337.33	.00
211 HEALTH CARE PROFESSIONAL	361,396.00	.00	31,941.63	31,941.63	329,454.37	8.84
212 HEALTH CARE PARAPROFESSIONALS	7,931.00	.00	580.05	580.05	7,350.95	7.31
213 HEALTH CARE-PROFESSIONAL NON CERTIFIED	.00	.00	46.04	46.04	-46.04	.00
221 FICA PROFESSIONAL	157,203.00	.00	14,121.16	14,121.16	143,081.84	8.98
222 FICA PARAPROFESSIONAL	1,478.00	.00	143.80	143.80	1,334.20	9.73
223 FICA SUBSTITUTES	8,060.00	.00	272.45	272.45	7,787.55	3.38
231 RETIREMENT PROFESSIONAL	171,547.00	.00	17,905.65	17,905.65	153,641.35	10.44
232 RETIREMENT PARAPROFESSIONALS	1,780.00	.00	185.89	185.89	1,594.11	10.44
233 RETIREMENT SUBS	.00	.00	23.43	23.43	-23.43	.00
281 HEALTH BENEFITS FOR TEACHERS	65,000.00	.00	5,958.37	5,958.37	59,041.63	9.17
333 MILEAGE STAFF	500.00	.00	.00	.00	500.00	.00
340 OTHER PROFESSIONAL SERVICES	1,000.00	.00	.00	.00	1,000.00	.00
580 TRAVEL:MEAL,HOTEL,RENTAL	1,000.00	.00	.00	.00	1,000.00	.00
610 GENERAL SUPPLIES	50,820.00	3,490.35	4,750.94	4,750.94	42,578.71	16.22
612 COPY COST	19,665.00	.00	2,030.41	2,030.41	17,634.59	10.32
733 FURNITURE AND FIXTURES	8,000.00	2,650.00	6,518.18	6,518.18	-1,168.18	114.60
890 MISCELLANEOUS EXPENDITURES	3,500.00	650.00	.00	.00	2,850.00	18.57
002 ADAMS MIDDLE SCHOOL	2,973,178.00	6,790.35	271,198.89	271,198.89	2,695,188.76	9.35

North Platte Public School District

For 09/02/22 - 09/30/22

Expenditure Summary Report

FJEXS01A

Periods 01 - 01

BOARD REPORT ON 1100 MAJOR PROGRAM

BOARD REPORT

<u>Account No/Description</u>	<u>Adjusted Budget</u>	<u>Y-T-D Encumb</u>	<u>Period Expended</u>	<u>Y-T-D Expended</u>	<u>Available Balance</u>	<u>Percent Used</u>
111 TEACHERS/PROFESSIONALS	-600,000.00	.00	.00	.00	-600,000.00	.00
123 SUBSTITUTE TEACHERS	3,000.00	.00	.00	.00	3,000.00	.00
212 HEALTH CARE PARAPROFESSIONALS	7,931.00	.00	.00	.00	7,931.00	.00
610 GENERAL SUPPLIES	13,000.00	.00	260.00	260.00	12,740.00	2.00
612 COPY COST	.00	2,546.52	2,546.52	2,546.52	-5,093.04	.00
003 BUFFALO ELEMENTARY	-576,069.00	2,546.52	2,806.52	2,806.52	-581,422.04	-.93

North Platte Public School District

For 09/02/22 - 09/30/22

Expenditure Summary Report

FJEXS01A

Periods 01 - 01

BOARD REPORT ON 1100 MAJOR PROGRAM

BOARD REPORT

<u>Account No/Description</u>	<u>Adjusted Budget</u>	<u>Y-T-D Encumb</u>	<u>Period Expended</u>	<u>Y-T-D Expended</u>	<u>Available Balance</u>	<u>Percent Used</u>
111 TEACHERS/PROFESSIONALS	1,128,545.00	.00	93,248.70	93,248.70	1,035,296.30	8.26
112 PARAPROFESSIONALS	16,938.00	.00	1,363.44	1,363.44	15,574.56	8.05
123 SUBSTITUTE TEACHERS	17,000.00	.00	585.00	585.00	16,415.00	3.44
211 HEALTH CARE PROFESSIONAL	183,749.00	.00	15,545.00	15,545.00	168,204.00	8.46
212 HEALTH CARE PARAPROFESSIONALS	.00	.00	660.92	660.92	-660.92	.00
221 FICA PROFESSIONAL	87,176.00	.00	7,219.65	7,219.65	79,956.35	8.28
222 FICA PARAPROFESSIONAL	1,204.00	.00	36.36	36.36	1,167.64	3.02
223 FICA SUBSTITUTES	3,500.00	.00	44.77	44.77	3,455.23	1.28
231 RETIREMENT PROFESSIONAL	113,487.00	.00	9,210.90	9,210.90	104,276.10	8.12
232 RETIREMENT PARAPROFESSIONALS	1,555.00	.00	134.68	134.68	1,420.32	8.66
281 HEALTH BENEFITS FOR TEACHERS	39,000.00	.00	3,250.02	3,250.02	35,749.98	8.33
340 OTHER PROFESSIONAL SERVICES	400.00	.00	.00	.00	400.00	.00
580 TRAVEL:MEAL,HOTEL,RENTAL	2,500.00	.00	.00	.00	2,500.00	.00
610 GENERAL SUPPLIES	39,754.00	742.80	9,389.97	9,389.97	29,621.23	25.49
612 COPY COST	11,000.00	.00	.00	.00	11,000.00	.00
733 FURNITURE AND FIXTURES	10,000.00	.00	.00	.00	10,000.00	.00
890 MISCELLANEOUS EXPENDITURES	4,000.00	.00	184.12	184.12	3,815.88	4.60
004 MADISON MIDDLE SCHOOL	1,659,808.00	742.80	140,873.53	140,873.53	1,518,191.67	8.53

North Platte Public School District

For 09/02/22 - 09/30/22

Expenditure Summary Report

FJEXS01A

Periods 01 - 01

BOARD REPORT ON 1100 MAJOR PROGRAM

BOARD REPORT

<u>Account No/Description</u>	<u>Adjusted Budget</u>	<u>Y-T-D Encumb</u>	<u>Period Expended</u>	<u>Y-T-D Expended</u>	<u>Available Balance</u>	<u>Percent Used</u>
111 TEACHERS/PROFESSIONALS	503,852.00	.00	48,877.77	48,877.77	454,974.23	9.70
112 PARAPROFESSIONALS	24,518.00	.00	2,223.51	2,223.51	22,294.49	9.07
123 SUBSTITUTE TEACHERS	26,000.00	.00	1,065.00	1,065.00	24,935.00	4.10
151 INCENTIVE PROFESSIONAL STAFF	.00	.00	3,175.50	3,175.50	-3,175.50	.00
211 HEALTH CARE PROFESSIONAL	105,478.00	.00	12,297.23	12,297.23	93,180.77	11.66
212 HEALTH CARE PARAPROFESSIONALS	7,936.00	.00	330.46	330.46	7,605.54	4.16
221 FICA PROFESSIONAL	40,268.00	.00	4,011.39	4,011.39	36,256.61	9.96
222 FICA PARAPROFESSIONAL	1,865.00	.00	166.33	166.33	1,698.67	8.92
223 FICA SUBSTITUTES	3,388.00	.00	81.48	81.48	3,306.52	2.40
231 RETIREMENT PROFESSIONAL	51,993.00	.00	5,141.72	5,141.72	46,851.28	9.89
232 RETIREMENT PARAPROFESSIONALS	2,401.00	.00	219.63	219.63	2,181.37	9.15
281 HEALTH BENEFITS FOR TEACHERS	19,500.00	.00	1,083.34	1,083.34	18,416.66	5.56
580 TRAVEL:MEAL,HOTEL,RENTAL	500.00	.00	.00	.00	500.00	.00
610 GENERAL SUPPLIES	8,000.00	80.81	1,135.85	1,135.85	6,783.34	15.21
612 COPY COST	10,000.00	.00	1,049.54	1,049.54	8,950.46	10.50
625 CONSUMABLES	3,030.00	.00	.00	.00	3,030.00	.00
733 FURNITURE AND FIXTURES	1,447.00	.00	.00	.00	1,447.00	.00
890 MISCELLANEOUS EXPENDITURES	1,000.00	.00	473.18	473.18	526.82	47.32
005 CODY ELEMENTARY	811,176.00	80.81	81,331.93	81,331.93	729,763.26	10.04

North Platte Public School District

For 09/02/22 - 09/30/22

Expenditure Summary Report

FJEXS01A

Periods 01 - 01

BOARD REPORT ON 1100 MAJOR PROGRAM

BOARD REPORT

<u>Account No/Description</u>	<u>Adjusted Budget</u>	<u>Y-T-D Encumb</u>	<u>Period Expended</u>	<u>Y-T-D Expended</u>	<u>Available Balance</u>	<u>Percent Used</u>
111 TEACHERS/PROFESSIONALS	631,829.00	.00	66,126.96	66,126.96	565,702.04	10.47
112 PARAPROFESSIONALS	24,565.00	.00	760.63	760.63	23,804.37	3.10
123 SUBSTITUTE TEACHERS	20,000.00	.00	1,170.00	1,170.00	18,830.00	5.85
151 INCENTIVE PROFESSIONAL STAFF	.00	.00	42.00	42.00	-42.00	.00
211 HEALTH CARE PROFESSIONAL	133,550.00	.00	11,660.10	11,660.10	121,889.90	8.73
213 HEALTH CARE-PROFESSIONAL NON CERTIFIED	.00	.00	14.20	14.20	-14.20	.00
221 FICA PROFESSIONAL	49,180.00	.00	5,082.56	5,082.56	44,097.44	10.33
222 FICA PARAPROFESSIONAL	1,535.00	.00	58.19	58.19	1,476.81	3.79
223 FICA SUBSTITUTES	3,060.00	.00	89.49	89.49	2,970.51	2.92
231 RETIREMENT PROFESSIONAL	63,501.00	.00	6,536.04	6,536.04	56,964.96	10.29
232 RETIREMENT PARAPROFESSIONALS	1,991.00	.00	75.13	75.13	1,915.87	3.77
233 RETIREMENT SUBS	.00	.00	7.41	7.41	-7.41	.00
281 HEALTH BENEFITS FOR TEACHERS	19,500.00	.00	1,625.01	1,625.01	17,874.99	8.33
580 TRAVEL:MEAL,HOTEL,RENTAL	500.00	.00	.00	.00	500.00	.00
610 GENERAL SUPPLIES	20,248.00	2,784.80	4,285.18	4,285.18	13,178.02	34.92
612 COPY COST	9,000.00	.00	.00	.00	9,000.00	.00
625 CONSUMABLES	6,000.00	.00	.00	.00	6,000.00	.00
733 FURNITURE AND FIXTURES	.00	.00	6,145.56	6,145.56	-6,145.56	.00
890 MISCELLANEOUS EXPENDITURES	200.00	.00	551.93	551.93	-351.93	**
006 JEFFERSON ELEMENTARY	984,659.00	2,784.80	104,230.39	104,230.39	877,643.81	10.87

North Platte Public School District

For 09/02/22 - 09/30/22

Expenditure Summary Report

FJEXS01A

Periods 01 - 01

BOARD REPORT ON 1100 MAJOR PROGRAM

BOARD REPORT

<u>Account No/Description</u>	<u>Adjusted Budget</u>	<u>Y-T-D Encumb</u>	<u>Period Expended</u>	<u>Y-T-D Expended</u>	<u>Available Balance</u>	<u>Percent Used</u>
111 TEACHERS/PROFESSIONALS	819,659.00	.00	56,655.54	56,655.54	763,003.46	6.91
112 PARAPROFESSIONALS	26,790.00	.00	1,541.07	1,541.07	25,248.93	5.75
123 SUBSTITUTE TEACHERS	24,000.00	.00	150.00	150.00	23,850.00	.63
211 HEALTH CARE PROFESSIONAL	175,590.00	.00	9,927.67	9,927.67	165,662.33	5.65
221 FICA PROFESSIONAL	62,013.00	.00	4,390.04	4,390.04	57,622.96	7.08
222 FICA PARAPROFESSIONAL	2,011.00	.00	117.90	117.90	1,893.10	5.86
223 FICA SUBSTITUTES	4,060.00	.00	11.48	11.48	4,048.52	.28
231 RETIREMENT PROFESSIONAL	80,074.00	.00	5,596.30	5,596.30	74,477.70	6.99
232 RETIREMENT PARAPROFESSIONALS	2,680.00	.00	152.23	152.23	2,527.77	5.68
281 HEALTH BENEFITS FOR TEACHERS	32,500.00	.00	1,625.01	1,625.01	30,874.99	5.00
580 TRAVEL:MEAL,HOTEL,RENTAL	500.00	.00	.00	.00	500.00	.00
610 GENERAL SUPPLIES	20,019.00	529.00	3,444.74	3,444.74	16,045.26	19.85
612 COPY COST	4,500.00	2,964.61	2,672.40	2,672.40	-1,137.01	125.27
625 CONSUMABLES	3,000.00	.00	.00	.00	3,000.00	.00
733 FURNITURE AND FIXTURES	4,000.00	.00	.00	.00	4,000.00	.00
890 MISCELLANEOUS EXPENDITURES	3,000.00	.00	112.12	112.12	2,887.88	3.74
007 LINCOLN ELEMENTARY	1,264,396.00	3,493.61	86,396.50	86,396.50	1,174,505.89	7.11

North Platte Public School District

For 09/02/22 - 09/30/22

Expenditure Summary Report

FJEXS01A

Periods 01 - 01

BOARD REPORT ON 1100 MAJOR PROGRAM

BOARD REPORT

<u>Account No/Description</u>	<u>Adjusted Budget</u>	<u>Y-T-D Encumb</u>	<u>Period Expended</u>	<u>Y-T-D Expended</u>	<u>Available Balance</u>	<u>Percent Used</u>
111 TEACHERS/PROFESSIONALS	627,534.00	.00	50,467.07	50,467.07	577,066.93	8.04
112 PARAPROFESSIONALS	14,544.00	.00	1,318.38	1,318.38	13,225.62	9.06
123 SUBSTITUTE TEACHERS	20,000.00	.00	.00	.00	20,000.00	.00
151 INCENTIVE PROFESSIONAL STAFF	.00	.00	198.83	198.83	-198.83	.00
211 HEALTH CARE PROFESSIONAL	115,362.00	.00	7,776.01	7,776.01	107,585.99	6.74
212 HEALTH CARE PARAPROFESSIONALS	7,831.00	.00	660.92	660.92	7,170.08	8.44
221 FICA PROFESSIONAL	50,357.00	.00	3,995.47	3,995.47	46,361.53	7.93
222 FICA PARAPROFESSIONAL	1,113.00	.00	96.17	96.17	1,016.83	8.64
223 FICA SUBSTITUTES	3,060.00	.00	.00	.00	3,060.00	.00
231 RETIREMENT PROFESSIONAL	65,021.00	.00	5,004.64	5,004.64	60,016.36	7.70
232 RETIREMENT PARAPROFESSIONALS	1,437.00	.00	130.23	130.23	1,306.77	9.06
281 HEALTH BENEFITS FOR TEACHERS	26,000.00	.00	2,166.68	2,166.68	23,833.32	8.33
610 GENERAL SUPPLIES	13,764.00	360.00	1,183.30	1,183.30	12,220.70	11.21
612 COPY COST	11,000.00	.00	5,736.96	5,736.96	5,263.04	52.15
890 MISCELLANEOUR EXPENDITURES	600.00	.00	.00	.00	600.00	.00
009 WASHINGTON ELEMENTARY	957,623.00	360.00	78,734.66	78,734.66	878,528.34	8.26

North Platte Public School District

For 09/02/22 - 09/30/22

Expenditure Summary Report

FJEXS01A

Periods 01 - 01

BOARD REPORT ON 1100 MAJOR PROGRAM

BOARD REPORT

<u>Account No/Description</u>	<u>Adjusted Budget</u>	<u>Y-T-D Encumb</u>	<u>Period Expended</u>	<u>Y-T-D Expended</u>	<u>Available Balance</u>	<u>Percent Used</u>
111 TEACHERS/PROFESSIONALS	619,867.00	.00	55,516.34	55,516.34	564,350.66	8.96
112 PARAPROFESSIONALS	44,643.00	.00	5,328.48	5,328.48	39,314.52	11.94
123 SUBSTITUTE TEACHERS	10,000.00	.00	750.00	750.00	9,250.00	7.50
211 HEALTH CARE PROFESSIONAL	170,005.00	.00	13,706.73	13,706.73	156,298.27	8.06
212 HEALTH CARE PARAPROFESSIONALS	15,862.00	.00	1,227.50	1,227.50	14,634.50	7.74
221 FICA PROFESSIONAL	47,868.00	.00	4,149.51	4,149.51	43,718.49	8.67
222 FICA PARAPROFESSIONAL	3,416.00	.00	398.30	398.30	3,017.70	11.66
223 FICA SUBSTITUTES	3,060.00	.00	57.37	57.37	3,002.63	1.87
231 RETIREMENT PROFESSIONAL	61,845.00	.00	5,483.79	5,483.79	56,361.21	8.87
232 RETIREMENT PARAPROFESSIONALS	4,453.00	.00	427.47	427.47	4,025.53	9.60
281 HEALTH BENEFITS FOR TEACHERS	6,500.00	.00	541.67	541.67	5,958.33	8.33
580 TRAVEL:MEAL,HOTEL,RENTAL	500.00	.00	.00	.00	500.00	.00
610 GENERAL SUPPLIES	21,030.00	80.81	2,008.16	2,008.16	18,941.03	9.93
612 COPY COST	3,000.00	.00	.00	.00	3,000.00	.00
625 CONSUMABLES	4,500.00	.00	.00	.00	4,500.00	.00
890 MISCELLANEOUR EXPENDITURES	1,500.00	.00	582.21	582.21	917.79	38.81
010 MCDONALD ELEMENTARY	1,018,049.00	80.81	90,177.53	90,177.53	927,790.66	8.87

North Platte Public School District

For 09/02/22 - 09/30/22

Expenditure Summary Report

FJEXS01A

Periods 01 - 01

BOARD REPORT ON 1100 MAJOR PROGRAM

BOARD REPORT

<u>Account No/Description</u>	<u>Adjusted Budget</u>	<u>Y-T-D Encumb</u>	<u>Period Expended</u>	<u>Y-T-D Expended</u>	<u>Available Balance</u>	<u>Percent Used</u>
111 TEACHERS/PROFESSIONALS	579,502.00	.00	49,055.33	49,055.33	530,446.67	8.47
112 PARAPROFESSIONALS	38,348.00	.00	3,580.35	3,580.35	34,767.65	9.34
123 SUBSTITUTE TEACHERS	20,000.00	.00	450.00	450.00	19,550.00	2.25
211 HEALTH CARE PROFESSIONAL	81,562.00	.00	6,885.02	6,885.02	74,676.98	8.44
212 HEALTH CARE PARAPROFESSIONALS	4,815.00	.00	330.46	330.46	4,484.54	6.86
221 FICA PROFESSIONAL	44,833.00	.00	3,872.45	3,872.45	40,960.55	8.64
222 FICA PARAPROFESSIONAL	2,917.00	.00	273.54	273.54	2,643.46	9.38
223 FICA SUBSTITUTES	3,060.00	.00	34.43	34.43	3,025.57	1.13
231 RETIREMENT PROFESSIONAL	57,724.00	.00	4,845.57	4,845.57	52,878.43	8.39
232 RETIREMENT PARAPROFESSIONALS	3,718.00	.00	353.66	353.66	3,364.34	9.51
281 HEALTH BENEFITS FOR TEACHERS	33,500.00	.00	2,166.68	2,166.68	31,333.32	6.47
580 TRAVEL:MEAL,HOTEL,RENTAL	600.00	.00	.00	.00	600.00	.00
610 GENERAL SUPPLIES	7,501.00	400.79	2,039.71	2,039.71	5,060.50	32.54
612 COPY COST	5,500.00	.00	.00	.00	5,500.00	.00
625 CONSUMABLES	3,000.00	.00	.00	.00	3,000.00	.00
733 FURNITURE AND FIXTURES	6,500.00	.00	6,367.20	6,367.20	132.80	97.96
890 MISCELLANEOUS EXPENDITURES	2,050.00	.00	.00	.00	2,050.00	.00
011 EISENHOWER ELEMENTARY	895,130.00	400.79	80,254.40	80,254.40	814,474.81	9.01

North Platte Public School District

For 09/02/22 - 09/30/22

Expenditure Summary Report

FJEXS01A

Periods 01 - 01

BOARD REPORT ON 1100 MAJOR PROGRAM

BOARD REPORT

<u>Account No/Description</u>	<u>Adjusted Budget</u>	<u>Y-T-D Encumb</u>	<u>Period Expended</u>	<u>Y-T-D Expended</u>	<u>Available Balance</u>	<u>Percent Used</u>
111 TEACHERS/PROFESSIONALS	200,000.00	.00	10,986.50	10,986.50	189,013.50	5.49
112 PARAPROFESSIONALS	24,318.00	.00	.00	.00	24,318.00	.00
116 PROFESSIONAL NON-CERTIFIED	110,000.00	.00	9,166.67	9,166.67	100,833.33	8.33
211 HEALTH CARE PROFESSIONAL	.00	.00	1,581.16	1,581.16	-1,581.16	.00
212 HEALTH CARE PARAPROFESSIONALS	7,931.00	.00	.00	.00	7,931.00	.00
221 FICA PROFESSIONAL	15,300.00	.00	826.51	826.51	14,473.49	5.40
222 FICA PARAPROFESSIONAL	1,860.00	.00	.00	.00	1,860.00	.00
226 FICA NC PROFESSIONAL	8,415.00	.00	701.07	701.07	7,713.93	8.33
231 RETIREMENT PROFESSIONAL	19,756.00	.00	1,085.23	1,085.23	18,670.77	5.49
232 RETIREMENT PARAPROFESSIONALS	2,402.00	.00	.00	.00	2,402.00	.00
236 RETIREMENT NC PROFESSIONAL	10,866.00	.00	905.47	905.47	9,960.53	8.33
333 MILEAGE STAFF	.00	.00	86.29	86.29	-86.29	.00
340 OTHER PROFESSIONAL SERVICES	200,000.00	.00	76,143.78	76,143.78	123,856.22	38.07
442 RENTALS	25,000.00	.00	.00	.00	25,000.00	.00
580 TRAVEL:MEAL,HOTEL,RENTAL	.00	900.00	.00	.00	-900.00	.00
610 GENERAL SUPPLIES	.00	.00	62.99	62.99	-62.99	.00
630 FOOD:FOOD SERVICES	50,000.00	.00	1,417.85	1,417.85	48,582.15	2.84
733 FURNITURE AND FIXTURES	.00	.00	695.00	695.00	-695.00	.00
890 MISCELLANEOUS EXPENDITURES	27,000.00	.00	125.91	125.91	26,874.09	.47
012 POVERTY	702,848.00	900.00	103,784.43	103,784.43	598,163.57	14.89

North Platte Public School District

For 09/02/22 - 09/30/22

Expenditure Summary Report

FJEXS01A

Periods 01 - 01

BOARD REPORT ON 1100 MAJOR PROGRAM

BOARD REPORT

<u>Account No/Description</u>	<u>Adjusted Budget</u>	<u>Y-T-D Encumb</u>	<u>Period Expended</u>	<u>Y-T-D Expended</u>	<u>Available Balance</u>	<u>Percent Used</u>
111 TEACHERS/PROFESSIONALS	58,520.00	.00	.00	.00	58,520.00	.00
211 HEALTH CARE PROFESSIONAL	25,000.00	.00	.00	.00	25,000.00	.00
221 FICA PROFESSIONAL	4,702.00	.00	.00	.00	4,702.00	.00
231 RETIREMENT PROFESSIONAL	6,071.00	.00	.00	.00	6,071.00	.00
333 MILEAGE STAFF	350.00	.00	.00	.00	350.00	.00
340 OTHER PROFESSIONAL SERVICES	1,000.00	.00	.00	.00	1,000.00	.00
352 OTHER TECHNICAL SERVICES	100.00	.00	.00	.00	100.00	.00
382 DISTANCE EDUCATION ONLY	200.00	.00	.00	.00	200.00	.00
610 GENERAL SUPPLIES	6,000.00	.00	.00	.00	6,000.00	.00
733 FURNITURE AND FIXTURES	500.00	.00	19.98	19.98	480.02	4.00
013 SPECIAL EDUCATION	102,443.00	.00	19.98	19.98	102,423.02	.02

North Platte Public School District

For 09/02/22 - 09/30/22

Expenditure Summary Report

FJEXS01A

Periods 01 - 01

BOARD REPORT ON 1100 MAJOR PROGRAM

BOARD REPORT

<u>Account No/Description</u>	<u>Adjusted Budget</u>	<u>Y-T-D Encumb</u>	<u>Period Expended</u>	<u>Y-T-D Expended</u>	<u>Available Balance</u>	<u>Percent Used</u>
111 TEACHERS/PROFESSIONALS	316,305.00	.00	27,497.77	27,497.77	288,807.23	8.69
112 PARAPROFESSIONALS	61,891.00	.00	6,437.91	6,437.91	55,453.09	10.40
123 SUBSTITUTE TEACHERS	10,000.00	.00	550.00	550.00	9,450.00	5.50
211 HEALTH CARE PROFESSIONAL	68,107.00	.00	7,656.91	7,656.91	60,450.09	11.24
212 HEALTH CARE PARAPROFESSIONALS	7,973.00	.00	968.20	968.20	7,004.80	12.14
221 FICA PROFESSIONAL	24,384.00	.00	2,095.85	2,095.85	22,288.15	8.60
222 FICA PARAPROFESSIONAL	4,414.00	.00	482.06	482.06	3,931.94	10.92
223 FICA SUBSTITUTES	1,500.00	.00	42.07	42.07	1,457.93	2.80
231 RETIREMENT PROFESSIONAL	31,384.00	.00	2,716.17	2,716.17	28,667.83	8.65
232 RETIREMENT PARAPROFESSIONALS	5,700.00	.00	635.91	635.91	5,064.09	11.16
281 HEALTH BENEFITS FOR TEACHERS	13,000.00	.00	541.67	541.67	12,458.33	4.17
016 LAKE BOND ISSUE	544,658.00	.00	49,624.52	49,624.52	495,033.48	9.11

North Platte Public School District

For 09/02/22 - 09/30/22

Expenditure Summary Report

FJEXS01A

Periods 01 - 01

BOARD REPORT ON 1100 MAJOR PROGRAM

BOARD REPORT

<u>Account No/Description</u>	<u>Adjusted Budget</u>	<u>Y-T-D Encumb</u>	<u>Period Expended</u>	<u>Y-T-D Expended</u>	<u>Available Balance</u>	<u>Percent Used</u>
110 CLERICAL_BUSDRIVERS	35,788.00	.00	3,886.92	3,886.92	31,901.08	10.86
151 INCENTIVE PROFESSIONAL STAFF	765,418.00	.00	56,671.89	56,671.89	708,746.11	7.40
210 HEALTH CARE NON-INSTRUCTIONAL	7,931.00	.00	778.99	778.99	7,152.01	9.82
211 HEALTH CARE PROFESSIONAL	95,836.00	.00	7,414.48	7,414.48	88,421.52	7.74
220 FICA NON INSTRUCTIONAL	2,684.00	.00	296.03	296.03	2,387.97	11.03
221 FICA PROFESSIONAL	58,805.00	.00	4,286.59	4,286.59	54,518.41	7.29
230 RETIREMENT NON INSTRUCTIONAL	3,465.00	.00	381.78	381.78	3,083.22	11.02
231 RETIREMENT PROFESSIONAL	75,418.00	.00	5,359.74	5,359.74	70,058.26	7.11
290 LONG TERM DISABILITY	.00	.00	11.88	11.88	-11.88	.00
022 ATHLETIC ADMINISTRATION	1,045,345.00	.00	79,088.30	79,088.30	966,256.70	7.57

For 09/02/22 - 09/30/22

Expenditure Summary Report

FJEXS01A

Periods 01 - 01

BOARD REPORT ON 1100 MAJOR PROGRAM

BOARD REPORT

<u>Account No/Description</u>	<u>Adjusted Budget</u>	<u>Y-T-D Encumb</u>	<u>Period Expended</u>	<u>Y-T-D Expended</u>	<u>Available Balance</u>	<u>Percent Used</u>
111 TEACHERS/PROFESSIONALS	91,053.00	.00	11,357.09	11,357.09	79,695.91	12.47
112 PARAPROFESSIONALS	45,644.00	.00	3,257.09	3,257.09	42,386.91	7.14
151 INCENTIVE PROFESSIONAL STAFF	.00	.00	150.00	150.00	-150.00	.00
211 HEALTH CARE PROFESSIONAL	22,728.00	.00	2,598.25	2,598.25	20,129.75	11.43
212 HEALTH CARE PARAPROFESSIONALS	7,931.00	.00	737.20	737.20	7,193.80	9.30
221 FICA PROFESSIONAL	6,980.00	.00	874.00	874.00	6,106.00	12.52
222 FICA PARAPROFESSIONAL	3,492.00	.00	246.46	246.46	3,245.54	7.06
231 RETIREMENT PROFESSIONAL	8,914.00	.00	885.93	885.93	8,028.07	9.94
232 RETIREMENT PARAPROFESSIONALS	4,509.00	.00	313.70	313.70	4,195.30	6.96
333 MILEAGE STAFF	1,000.00	.00	30.29	30.29	969.71	3.03
340 OTHER PROFESSIONAL SERVICES	1,000.00	.00	.00	.00	1,000.00	.00
580 TRAVEL:MEAL,HOTEL,RENTAL	1,000.00	.00	39.77	39.77	960.23	3.98
610 GENERAL SUPPLIES	2,000.00	.00	.00	.00	2,000.00	.00
024 ESL	196,251.00	.00	20,489.78	20,489.78	175,761.22	10.44

North Platte Public School District

For 09/02/22 - 09/30/22

Expenditure Summary Report

FJEXS01A

Periods 01 - 01

BOARD REPORT ON 1100 MAJOR PROGRAM

BOARD REPORT

<u>Account No/Description</u>	<u>Adjusted Budget</u>	<u>Y-T-D Encumb</u>	<u>Period Expended</u>	<u>Y-T-D Expended</u>	<u>Available Balance</u>	<u>Percent Used</u>
116 PROFESSIONAL NON-CERTIFIED	73,813.00	.00	4,360.58	4,360.58	69,452.42	5.91
226 FICA NC PROFESSIONAL	5,576.00	.00	333.31	333.31	5,242.69	5.98
236 RETIREMENT NC PROFESSIONAL	7,199.00	.00	430.73	430.73	6,768.27	5.98
026 HEALTH SERVICES	86,588.00	.00	5,124.62	5,124.62	81,463.38	5.92

Run Date 10/04/22 10:53 AM

North Platte Public School District

Page No 18

For 09/02/22 - 09/30/22

Expenditure Summary Report

FJEXS01A

Periods 01 - 01

BOARD REPORT ON 1100 MAJOR PROGRAM

BOARD REPORT

---

<u>Account No/Description</u>	<u>Adjusted Budget</u>	<u>Y-T-D Encumb</u>	<u>Period Expended</u>	<u>Y-T-D Expended</u>	<u>Available Balance</u>	<u>Percent Used</u>
610 GENERAL SUPPLIES	25,512.00	530.00	142.00	142.00	24,840.00	2.63
027 MUSIC REPLACEMENT FUND	25,512.00	530.00	142.00	142.00	24,840.00	2.63

Run Date 10/04/22 10:53 AM

North Platte Public School District

Page No 19

For 09/02/22 - 09/30/22

Expenditure Summary Report

FJEXS01A

Periods 01 - 01

BOARD REPORT ON 1100 MAJOR PROGRAM

BOARD REPORT

---

<u>Account No/Description</u>	<u>Adjusted Budget</u>	<u>Y-T-D Encumb</u>	<u>Period Expended</u>	<u>Y-T-D Expended</u>	<u>Available Balance</u>	<u>Percent Used</u>
111 TEACHERS/PROFESSIONALS	225,000.00	.00	.00	.00	225,000.00	.00
032 EXECUTIVE DIRECTOR OF FINANCE	225,000.00	.00	.00	.00	225,000.00	.00

North Platte Public School District

For 09/02/22 - 09/30/22

Expenditure Summary Report

FJEXS01A

Periods 01 - 01

BOARD REPORT ON 1100 MAJOR PROGRAM

BOARD REPORT

<u>Account No/Description</u>	<u>Adjusted Budget</u>	<u>Y-T-D Encumb</u>	<u>Period Expended</u>	<u>Y-T-D Expended</u>	<u>Available Balance</u>	<u>Percent Used</u>
111 TEACHERS/PROFESSIONALS	365,531.00	.00	31,110.00	31,110.00	334,421.00	8.51
112 PARAPROFESSIONALS	107,701.00	.00	14,075.77	14,075.77	93,625.23	13.07
123 SUBSTITUTE TEACHERS	.00	.00	75.00	75.00	-75.00	.00
151 INCENTIVE PROFESSIONAL STAFF	.00	.00	812.00	812.00	-812.00	.00
211 HEALTH CARE PROFESSIONAL	44,768.00	.00	3,251.60	3,251.60	41,516.40	7.26
212 HEALTH CARE PARAPROFESSIONALS	29,397.00	.00	2,242.67	2,242.67	27,154.33	7.63
221 FICA PROFESSIONAL	28,429.00	.00	2,493.72	2,493.72	25,935.28	8.77
222 FICA PARAPROFESSIONAL	8,105.00	.00	1,064.21	1,064.21	7,040.79	13.13
223 FICA SUBSTITUTES	.00	.00	5.73	5.73	-5.73	.00
231 RETIREMENT PROFESSIONAL	36,593.00	.00	3,153.19	3,153.19	33,439.81	8.62
232 RETIREMENT PARAPROFESSIONALS	12,284.00	.00	1,390.37	1,390.37	10,893.63	11.32
281 HEALTH BENEFITS FOR TEACHERS	13,000.00	.00	1,083.34	1,083.34	11,916.66	8.33
333 MILEAGE STAFF	.00	.00	132.26	132.26	-132.26	.00
580 TRAVEL:MEAL,HOTEL,RENTAL	.00	.00	734.87	734.87	-734.87	.00
610 GENERAL SUPPLIES	19,008.00	1,335.65	2,080.99	2,080.99	15,591.36	17.97
630 FOOD:FOOD SERVICES	.00	.00	429.20	429.20	-429.20	.00
036 EARLY CHILDHOOD	664,816.00	1,335.65	64,134.92	64,134.92	599,345.43	9.85

North Platte Public School District

For 09/02/22 - 09/30/22

Expenditure Summary Report

FJEXS01A

Periods 01 - 01

BOARD REPORT ON 1100 MAJOR PROGRAM

BOARD REPORT

<u>Account No/Description</u>	<u>Adjusted Budget</u>	<u>Y-T-D Encumb</u>	<u>Period Expended</u>	<u>Y-T-D Expended</u>	<u>Available Balance</u>	<u>Percent Used</u>
111 TEACHERS/PROFESSIONALS	334,950.00	.00	26,791.57	26,791.57	308,158.43	8.00
123 SUBSTITUTE TEACHERS	10,000.00	.00	.00	.00	10,000.00	.00
211 HEALTH CARE PROFESSIONAL	41,747.00	.00	3,145.15	3,145.15	38,601.85	7.53
221 FICA PROFESSIONAL	25,965.00	.00	2,102.90	2,102.90	23,862.10	8.10
231 RETIREMENT PROFESSIONAL	33,528.00	.00	2,646.41	2,646.41	30,881.59	7.89
281 HEALTH BENEFITS FOR TEACHERS	6,500.00	.00	1,083.34	1,083.34	5,416.66	16.67
610 GENERAL SUPPLIES	6,460.00	.00	.00	.00	6,460.00	.00
041 ELEMENTARY PE	459,150.00	.00	35,769.37	35,769.37	423,380.63	7.79

North Platte Public School District

For 09/02/22 - 09/30/22

Expenditure Summary Report

FJEXS01A

Periods 01 - 01

BOARD REPORT ON 1100 MAJOR PROGRAM

BOARD REPORT

<u>Account No/Description</u>	<u>Adjusted Budget</u>	<u>Y-T-D Encumb</u>	<u>Period Expended</u>	<u>Y-T-D Expended</u>	<u>Available Balance</u>	<u>Percent Used</u>
111 TEACHERS/PROFESSIONALS	279,895.00	.00	19,683.31	19,683.31	260,211.69	7.03
123 SUBSTITUTE TEACHERS	5,000.00	.00	150.00	150.00	4,850.00	3.00
211 HEALTH CARE PROFESSIONAL	59,055.00	.00	4,374.34	4,374.34	54,680.66	7.41
221 FICA PROFESSIONAL	21,275.00	.00	1,459.60	1,459.60	19,815.40	6.86
223 FICA SUBSTITUTES	.00	.00	11.47	11.47	-11.47	.00
231 RETIREMENT PROFESSIONAL	27,471.00	.00	1,944.28	1,944.28	25,526.72	7.08
610 GENERAL SUPPLIES	14,535.00	1,680.87	.00	.00	12,854.13	11.56
042 ELEMENTARY MUSIC	407,231.00	1,680.87	27,623.00	27,623.00	377,927.13	7.20

North Platte Public School District

For 09/02/22 - 09/30/22

Expenditure Summary Report

FJEXS01A

Periods 01 - 01

BOARD REPORT ON 1100 MAJOR PROGRAM

BOARD REPORT

<u>Account No/Description</u>	<u>Adjusted Budget</u>	<u>Y-T-D Encumb</u>	<u>Period Expended</u>	<u>Y-T-D Expended</u>	<u>Available Balance</u>	<u>Percent Used</u>
111 TEACHERS/PROFESSIONALS	38,500.00	.00	3,416.92	3,416.92	35,083.08	8.88
211 HEALTH CARE PROFESSIONAL	7,931.00	.00	646.72	646.72	7,284.28	8.15
221 FICA PROFESSIONAL	2,945.00	.00	260.70	260.70	2,684.30	8.85
231 RETIREMENT PROFESSIONAL	3,803.00	.00	337.51	337.51	3,465.49	8.87
610 GENERAL SUPPLIES	14,535.00	.00	.00	.00	14,535.00	.00
045 ELEMENTARY ART	67,714.00	.00	4,661.85	4,661.85	63,052.15	6.88

North Platte Public School District

For 09/02/22 - 09/30/22

Expenditure Summary Report

FJEXS01A

Periods 01 - 01

BOARD REPORT ON 1100 MAJOR PROGRAM

BOARD REPORT

<u>Account No/Description</u>	<u>Adjusted Budget</u>	<u>Y-T-D Encumb</u>	<u>Period Expended</u>	<u>Y-T-D Expended</u>	<u>Available Balance</u>	<u>Percent Used</u>
580 TRAVEL:MEAL,HOTEL,RENTAL	200.00	.00	16.10	16.10	183.90	8.05
610 GENERAL SUPPLIES	7,030.00	486.18	833.42	833.42	5,710.40	18.77
612 COPY COST	2,000.00	.00	.00	.00	2,000.00	.00
625 CONSUMABLES	1,000.00	.00	.00	.00	1,000.00	.00
733 FURNITURE AND FIXTURES	5,000.00	.00	.00	.00	5,000.00	.00
734 TECHNOLOGY HARDWARE	100.00	.00	.00	.00	100.00	.00
890 MISCELLANEOUS EXPENDITURES	800.00	.00	20.00	20.00	780.00	2.50
054 OSGOOD/LAKE	16,130.00	486.18	869.52	869.52	14,774.30	8.40

Run Date 10/04/22 10:53 AM

North Platte Public School District

Page No 25

For 09/02/22 - 09/30/22

Expenditure Summary Report

FJEXS01A

Periods 01 - 01

BOARD REPORT ON 1100 MAJOR PROGRAM

BOARD REPORT

---

<u>Account No/Description</u>	<u>Adjusted Budget</u>	<u>Y-T-D Encumb</u>	<u>Period Expended</u>	<u>Y-T-D Expended</u>	<u>Available Balance</u>	<u>Percent Used</u>
630 FOOD:FOOD SERVICES	15,000.00	.00	5,443.20	5,443.20	9,556.80	36.29
112 FOOD-CEP	15,000.00	.00	5,443.20	5,443.20	9,556.80	36.29

Run Date 10/04/22 10:53 AM

North Platte Public School District

Page No 26

For 09/02/22 - 09/30/22

Expenditure Summary Report

FJEXS01A

Periods 01 - 01

BOARD REPORT ON 1100 MAJOR PROGRAM

BOARD REPORT

---

<u>Account No/Description</u>	<u>Adjusted Budget</u>	<u>Y-T-D Encumb</u>	<u>Period Expended</u>	<u>Y-T-D Expended</u>	<u>Available Balance</u>	<u>Percent Used</u>
610 GENERAL SUPPLIES	10,000.00	.00	1,765.84	1,765.84	8,234.16	17.66
127 MIDDLE SCHOOL INSTRUMENTS	10,000.00	.00	1,765.84	1,765.84	8,234.16	17.66

Run Date 10/04/22 10:53 AM

North Platte Public School District

Page No 27

For 09/02/22 - 09/30/22

Expenditure Summary Report

FJEXS01A

Periods 01 - 01

BOARD REPORT ON 1100 MAJOR PROGRAM

BOARD REPORT

---

<u>Account No/Description</u>	<u>Adjusted Budget</u>	<u>Y-T-D Encumb</u>	<u>Period Expended</u>	<u>Y-T-D Expended</u>	<u>Available Balance</u>	<u>Percent Used</u>
630 FOOD:FOOD SERVICES	110,000.00	.00	10,308.23	10,308.23	99,691.77	9.37
212 FOOD-FFV SNACKS	110,000.00	.00	10,308.23	10,308.23	99,691.77	9.37

Run Date 10/04/22 10:53 AM

North Platte Public School District

Page No 28

For 09/02/22 - 09/30/22

Expenditure Summary Report

FJEXS01A

Periods 01 - 01

BOARD REPORT ON 1100 MAJOR PROGRAM

BOARD REPORT

---

<u>Account No/Description</u>	<u>Adjusted Budget</u>	<u>Y-T-D Encumb</u>	<u>Period Expended</u>	<u>Y-T-D Expended</u>	<u>Available Balance</u>	<u>Percent Used</u>
630 FOOD:FOOD SERVICES	80,000.00	.00	9,912.60	9,912.60	70,087.40	12.39
412 FOOD-BREAKFAST	80,000.00	.00	9,912.60	9,912.60	70,087.40	12.39
1100 REGULAR INSTRUCTION	20,643,046.00	113,241.38	1,821,445.54	1,821,445.54	18,708,359.08	9.37

For 09/02/22 - 09/30/22

Expenditure Summary Report

FJEXS01A

Periods 01 - 01

Report by Program

Month End Report 04

Account No/Description	Adjusted Budget	Y-T-D Encumb	Period Expended	Y-T-D Expended	Available Balance	Percent Used
1100 REGULAR INSTRUCTION						
1100 REGULAR INSTRUCTION						
111 TEACHERS/PROFESSIONALS	8,513,312.00	.00	698,324.85	698,324.85	7,814,987.15	8.20
112 PARAPROFESSIONALS	67,874.00	.00	5,507.20	5,507.20	62,366.80	8.11
123 SUBSTITUTE TEACHERS	383,800.00	.00	11,747.50	11,747.50	372,052.50	3.06
151 INCENTIVE PROFESSIONAL STAFF	800,418.00	.00	65,506.54	65,506.54	734,911.46	8.18
211 HEALTH CARE PROFESSIONAL	1,633,174.00	.00	138,801.91	138,801.91	1,494,372.09	8.50
212 HEALTH CARE PARAPROFESSIONALS	7,931.00	.00	1,240.97	1,240.97	6,690.03	15.65
213 HEALTH CARE-PROFESSIONAL NON CERTIFIED	17,319.00	.00	272.96	272.96	17,046.04	1.58
221 FICA PROFESSIONAL	776,870.00	.00	58,555.36	58,555.36	718,314.64	7.54
222 FICA PARAPROFESSIONAL	4,902.00	.00	353.18	353.18	4,548.82	7.20
223 FICA SUBSTITUTES	39,995.00	.00	896.89	896.89	39,098.11	2.24
231 RETIREMENT PROFESSIONAL	917,065.00	.00	75,211.45	75,211.45	841,853.55	8.20
232 RETIREMENT PARAPROFESSIONALS	6,258.00	.00	356.46	356.46	5,901.54	5.70
233 RETIREMENT SUBS	.00	.00	174.08	174.08	-174.08	.00
281 HEALTH BENEFITS FOR TEACHERS	254,500.00	.00	15,166.76	15,166.76	239,333.24	5.96
333 MILEAGE STAFF	620.00	.00	.00	.00	620.00	.00
340 OTHER PROFESSIONAL SERVICES	5,000.00	.00	21.32	21.32	4,978.68	.43
580 TRAVEL:MEAL,HOTEL,RENTAL	4,800.00	.00	56.88	56.88	4,743.12	1.19
610 GENERAL SUPPLIES	271,589.00	29,199.80	15,462.14	15,462.14	226,927.06	16.44
612 COPY COST	65,665.00	.00	2,030.41	2,030.41	63,634.59	3.09
625 CONSUMABLES	8,500.00	.00	.00	.00	8,500.00	.00
640 BOOKS/PERIODICALS	3,500.00	.00	.00	.00	3,500.00	.00
733 FURNITURE AND FIXTURS	90,500.00	71,228.20	19,030.94	19,030.94	240.86	99.73
734 TECHNOLGOY HARDWARE	100.00	.00	.00	.00	100.00	.00
890 MISCELLANEOUR EXPENDITURES	27,850.00	650.00	1,737.29	1,737.29	25,462.71	8.57
1100 REGULAR INSTRUCTION	13,901,542.00	101,078.00	1,110,455.09	1,110,455.09	12,690,008.91	8.72
1125 FLEX FUNDING						
111 TEACHERS/PROFESSIONALS	58,520.00	.00	.00	.00	58,520.00	.00
211 HEALTH CARE PROFESSIONAL	25,000.00	.00	.00	.00	25,000.00	.00
221 FICA PROFESSIONAL	4,702.00	.00	.00	.00	4,702.00	.00
231 RETIREMENT PROFESSIONAL	6,071.00	.00	.00	.00	6,071.00	.00
333 MILEAGE STAFF	350.00	.00	.00	.00	350.00	.00
340 OTHER PROFESSIONAL SERVICES	1,000.00	.00	.00	.00	1,000.00	.00
352 OTHER TECHNICAL SERVICES	100.00	.00	.00	.00	100.00	.00
382 DISTANCE EDUCATION ONLY	200.00	.00	.00	.00	200.00	.00
610 GENERAL SUPPLIES	6,000.00	.00	.00	.00	6,000.00	.00
733 FURNITURE AND FIXTURS	500.00	.00	19.98	19.98	480.02	4.00
1125 FLEX FUNDING	102,443.00	.00	19.98	19.98	102,423.02	.02
1150 LIMITED ENGLISH PROFICIENCY PROGRAM						
111 TEACHERS/PROFESSIONALS	91,053.00	.00	11,357.09	11,357.09	79,695.91	12.47
112 PARAPROFESSIONALS	45,644.00	.00	3,257.09	3,257.09	42,386.91	7.14
151 INCENTIVE PROFESSIONAL STAFF	.00	.00	150.00	150.00	-150.00	.00
211 HEALTH CARE PROFESSIONAL	22,728.00	.00	2,598.25	2,598.25	20,129.75	11.43
212 HEALTH CARE PARAPROFESSIONALS	7,931.00	.00	737.20	737.20	7,193.80	9.30
221 FICA PROFESSIONAL	6,980.00	.00	874.00	874.00	6,106.00	12.52
222 FICA PARAPROFESSIONAL	3,492.00	.00	246.46	246.46	3,245.54	7.06
231 RETIREMENT PROFESSIONAL	8,914.00	.00	885.93	885.93	8,028.07	9.94
232 RETIREMENT PARAPROFESSIONALS	4,509.00	.00	313.70	313.70	4,195.30	6.96
333 MILEAGE STAFF	1,000.00	.00	30.29	30.29	969.71	3.03
340 OTHER PROFESSIONAL SERVICES	1,000.00	.00	.00	.00	1,000.00	.00

For 09/02/22 - 09/30/22

Expenditure Summary Report

FJEXS01A

Periods 01 - 01

Report by Program

Month End Report 04

Account No/Description	Adjusted Budget	Y-T-D Encumb	Period Expended	Y-T-D Expended	Available Balance	Percent Used
1100 REGULAR INSTRUCTION						
1150 LIMITED ENGLISH PROFICIENCY PROGRAM						
580 TRAVEL:MEAL,HOTEL,RENTAL	1,000.00	.00	39.77	39.77	960.23	3.98
610 GENERAL SUPPLIES	2,000.00	.00	.00	.00	2,000.00	.00
1150 LIMITED ENGLISH PROFICIENCY PROGRAM	196,251.00	.00	20,489.78	20,489.78	175,761.22	10.44
1160 POVERTY PROGRAM						
110 CLERICAL_BUSDRIERS	35,788.00	.00	3,886.92	3,886.92	31,901.08	10.86
111 TEACHERS/PROFESSIONALS	3,129,847.00	.00	314,642.20	314,642.20	2,815,204.80	10.05
112 PARAPROFESSIONALS	276,555.00	.00	21,190.33	21,190.33	255,364.67	7.66
116 PROFESSIONAL NON-CERTIFIED	183,813.00	.00	13,527.25	13,527.25	170,285.75	7.36
123 SUBSTITUTE TEACHERS	28,000.00	.00	1,320.00	1,320.00	26,680.00	4.71
210 HEALTH CARE NON-INSRUCTIONAL	7,931.00	.00	778.99	778.99	7,152.01	9.82
211 HEALTH CARE PROFESSIONAL	582,702.00	.00	56,925.30	56,925.30	525,776.70	9.77
212 HEALTH CARE PARAPROFESSIONALS	60,279.00	.00	3,517.54	3,517.54	56,761.46	5.84
220 FICA NON INSTRUCTIONAL	2,684.00	.00	296.03	296.03	2,387.97	11.03
221 FICA PROFESSIONAL	244,973.00	.00	24,574.95	24,574.95	220,398.05	10.03
222 FICA PARAPROFESSIONAL	20,335.00	.00	1,592.49	1,592.49	18,742.51	7.83
223 FICA SUBSTITUTES	8,328.00	.00	101.01	101.01	8,226.99	1.21
226 FICA NC PROFESSIONAL	13,991.00	.00	1,034.38	1,034.38	12,956.62	7.39
230 RETIREMENT NON INSTRUCTIONAL	3,465.00	.00	381.78	381.78	3,083.22	11.02
231 RETIREMENT PROFESSIONAL	316,439.00	.00	31,079.65	31,079.65	285,359.35	9.82
232 RETIREMENT PARAPROFESSIONALS	26,337.00	.00	1,994.26	1,994.26	24,342.74	7.57
236 RETIREMENT NC PROFESSIONAL	18,065.00	.00	1,336.20	1,336.20	16,728.80	7.40
281 HEALTH BENEFITS FOR TEACHERS	123,500.00	.00	11,375.07	11,375.07	112,124.93	9.21
290 LONG TERM DISABILITY	.00	.00	11.88	11.88	-11.88	.00
333 MILEAGE STAFF	.00	.00	86.29	86.29	-86.29	.00
340 OTHER PROFESSIONAL SERVICES	200,400.00	.00	76,143.78	76,143.78	124,256.22	38.00
442 RENTALS	25,000.00	.00	.00	.00	25,000.00	.00
580 TRAVEL:MEAL,HOTEL,RENTAL	4,000.00	900.00	.00	.00	3,100.00	22.50
610 GENERAL SUPPLIES	101,785.00	4,416.60	19,319.91	19,319.91	78,048.49	23.32
612 COPY COST	45,500.00	5,511.13	12,005.42	12,005.42	27,983.45	38.50
625 CONSUMABLES	12,030.00	.00	.00	.00	12,030.00	.00
630 FOOD:FOOD SERVICES	255,000.00	.00	27,081.88	27,081.88	227,918.12	10.62
733 FURNITURE AND FIXTURS	15,447.00	.00	695.00	695.00	14,752.00	4.50
890 MISCELLANEOUR EXPENDITURES	35,800.00	.00	1,447.26	1,447.26	34,352.74	4.04
1160 POVERTY PROGRAM	5,777,994.00	10,827.73	626,345.77	626,345.77	5,140,820.50	11.03
1190 PRE SCHOOL PROGRAM						
111 TEACHERS/PROFESSIONALS	365,531.00	.00	31,110.00	31,110.00	334,421.00	8.51
112 PARAPROFESSIONALS	107,701.00	.00	14,075.77	14,075.77	93,625.23	13.07
123 SUBSTITUTE TEACHERS	.00	.00	75.00	75.00	-75.00	.00
151 INCENTIVE PROFESSIONAL STAFF	.00	.00	812.00	812.00	-812.00	.00
211 HEALTH CARE PROFESSIONAL	44,768.00	.00	3,251.60	3,251.60	41,516.40	7.26
212 HEALTH CARE PARAPROFESSIONALS	29,397.00	.00	2,242.67	2,242.67	27,154.33	7.63
221 FICA PROFESSIONAL	28,429.00	.00	2,493.72	2,493.72	25,935.28	8.77
222 FICA PARAPROFESSIONAL	8,105.00	.00	1,064.21	1,064.21	7,040.79	13.13
223 FICA SUBSTITUTES	.00	.00	5.73	5.73	-5.73	.00
231 RETIREMENT PROFESSIONAL	36,593.00	.00	3,153.19	3,153.19	33,439.81	8.62
232 RETIREMENT PARAPROFESSIONALS	12,284.00	.00	1,390.37	1,390.37	10,893.63	11.32
281 HEALTH BENEFITS FOR TEACHERS	13,000.00	.00	1,083.34	1,083.34	11,916.66	8.33
333 MILEAGE STAFF	.00	.00	132.26	132.26	-132.26	.00
580 TRAVEL:MEAL,HOTEL,RENTAL	.00	.00	734.87	734.87	-734.87	.00

For 09/02/22 - 09/30/22

Expenditure Summary Report

FJEXS01A

Periods 01 - 01

Report by Program

Month End Report 04

Account No/Description	Adjusted Budget	Y-T-D Encumb	Period Expended	Y-T-D Expended	Available Balance	Percent Used
1100 REGULAR INSTRUCTION						
1190 PRE SCHOOL PROGRAM						
610 GENERAL SUPPLIES	19,008.00	1,335.65	2,080.99	2,080.99	15,591.36	17.97
630 FOOD:FOOD SERVICES	.00	.00	429.20	429.20	-429.20	.00
1190 PRE SCHOOL PROGRAM	664,816.00	1,335.65	64,134.92	64,134.92	599,345.43	9.85
1100 REGULAR INSTRUCTION	20,643,046.00	113,241.38	1,821,445.54	1,821,445.54	18,708,359.08	9.37
1200 SPECIAL EDUCATION						
1200 SPECIAL EDUCATION - NON REIMB						
111 TEACHERS/PROFESSIONALS	100,000.00	.00	.00	.00	100,000.00	.00
151 INCENTIVE PROFESSIONAL STAFF	180,000.00	.00	.00	.00	180,000.00	.00
210 HEALTH CARE NON-INSTRUCTIONAL	40,000.00	.00	.00	.00	40,000.00	.00
220 FICA NON INSTRUCTIONAL	11,500.00	.00	.00	.00	11,500.00	.00
230 RETIREMENT NON INSTRUCTIONAL	12,000.00	.00	.00	.00	12,000.00	.00
340 OTHER PROFESSIONAL SERVICES	20,000.00	.00	.00	.00	20,000.00	.00
352 OTHER TECHNICAL SERVICES	.00	.00	183.00	183.00	-183.00	.00
382 DISTANCE EDUCATION ONLY	1,000.00	.00	129.27	129.27	870.73	12.93
410 UTILITY SERVICES (Water/Sewer)	500.00	.00	77.99	77.99	422.01	15.60
610 GENERAL SUPPLIES	2,000.00	.00	57.18	57.18	1,942.82	2.86
612 COPY COST	8,000.00	.00	.00	.00	8,000.00	.00
621 HEATING FUEL	1,000.00	.00	52.28	52.28	947.72	5.23
622 ENERGY:ELECTRICITY	1,050.00	.00	129.19	129.19	920.81	12.30
733 FURNITURE AND FIXTURES	2,500.00	.00	.00	.00	2,500.00	.00
1200 SPECIAL EDUCATION - NON REIMB	379,550.00	.00	628.91	628.91	378,921.09	.17
1210 PROGRAM DIRECTOR						
110 CLERICAL BUSDRIVERS	59,320.00	.00	5,375.86	5,375.86	53,944.14	9.06
111 TEACHERS/PROFESSIONALS	133,748.00	.00	11,145.67	11,145.67	122,602.33	8.33
210 HEALTH CARE NON-INSTRUCTIONAL	7,931.00	.00	660.92	660.92	7,270.08	8.33
211 HEALTH CARE PROFESSIONAL	22,364.00	.00	1,863.67	1,863.67	20,500.33	8.33
220 FICA NON INSTRUCTIONAL	4,448.00	.00	393.07	393.07	4,054.93	8.84
221 FICA PROFESSIONAL	10,232.00	.00	839.93	839.93	9,392.07	8.21
230 RETIREMENT NON INSTRUCTIONAL	5,744.00	.00	531.02	531.02	5,212.98	9.24
231 RETIREMENT PROFESSIONAL	13,211.00	.00	1,100.95	1,100.95	12,110.05	8.33
333 MILEAGE STAFF	3,500.00	.00	.00	.00	3,500.00	.00
540 ADVERTISING	500.00	.00	.00	.00	500.00	.00
580 TRAVEL:MEAL,HOTEL,RENTAL	3,000.00	.00	.00	.00	3,000.00	.00
810 DUES AND FEES	.00	.00	225.00	225.00	-225.00	.00
1210 PROGRAM DIRECTOR	263,998.00	.00	22,136.09	22,136.09	241,861.91	8.38
1220 RESOURCE PROGRAMS						
111 TEACHERS/PROFESSIONALS	1,646,260.00	.00	138,154.85	138,154.85	1,508,105.15	8.39
112 PARAPROFESSIONALS	1,275,763.00	.00	117,785.41	117,785.41	1,157,977.59	9.23
123 SUBSTITUTE TEACHERS	50,000.00	.00	3,090.00	3,090.00	46,910.00	6.18
151 INCENTIVE PROFESSIONAL STAFF	15,000.00	.00	4,731.80	4,731.80	10,268.20	31.55
211 HEALTH CARE PROFESSIONAL	295,401.00	.00	20,652.84	20,652.84	274,748.16	6.99
212 HEALTH CARE PARAPROFESSIONALS	241,538.00	.00	22,791.57	22,791.57	218,746.43	9.44
221 FICA PROFESSIONAL	127,899.00	.00	11,056.43	11,056.43	116,842.57	8.64
222 FICA PARAPROFESSIONAL	96,288.00	.00	8,680.03	8,680.03	87,607.97	9.01
223 FICA SUBSTITUTES	.00	.00	236.38	236.38	-236.38	.00
231 RETIREMENT PROFESSIONAL	165,162.00	.00	14,114.06	14,114.06	151,047.94	8.55
232 RETIREMENT PARAPROFESSIONALS	126,459.00	.00	11,568.57	11,568.57	114,890.43	9.15
281 HEALTH BENEFITS FOR TEACHERS	52,000.00	.00	4,333.36	4,333.36	47,666.64	8.33

For 09/02/22 - 09/30/22

Expenditure Summary Report

FJEXS01A

Periods 01 - 01

Report by Program

Month End Report 04

Account No/Description	Adjusted Budget	Y-T-D Encumb	Period Expended	Y-T-D Expended	Available Balance	Percent Used
1200 SPECIAL EDUCATION						
1220 RESOURCE PROGRAMS						
333 MILEAGE STAFF	3,500.00	.00	108.68	108.68	3,391.32	3.11
340 OTHER PROFESSIONAL SERVICES	20,000.00	.00	8,104.00	8,104.00	11,896.00	40.52
352 OTHER TECHNICAL SERVICES	5,000.00	.00	7,276.51	7,276.51	-2,276.51	145.53
531 POSTAGE	950.00	.00	.00	.00	950.00	.00
580 TRAVEL:MEAL,HOTEL,RENTAL	3,500.00	.00	.00	.00	3,500.00	.00
610 GENERAL SUPPLIES	35,000.00	.00	790.94	790.94	34,209.06	2.26
733 FURNITURE AND FIXTURES	1,000.00	.00	.00	.00	1,000.00	.00
890 MISCELLANEOUS EXPENDITURES	10,000.00	.00	1,206.00	1,206.00	8,794.00	12.06
1220 RESOURCE PROGRAMS	4,170,720.00	.00	374,681.43	374,681.43	3,796,038.57	8.98
1230 CONTRACTED PROGRAMS						
340 OTHER PROFESSIONAL SERVICES	200,000.00	.00	.00	.00	200,000.00	.00
569 TUITION TO OTHER GOVERNMENTS	10,000.00	.00	.00	.00	10,000.00	.00
1230 CONTRACTED PROGRAMS	210,000.00	.00	.00	.00	210,000.00	.00
1291 SPED AGE 3-5						
112 PARAPROFESSIONALS	83,456.00	.00	9,659.90	9,659.90	73,796.10	11.57
151 INCENTIVE PROFESSIONAL STAFF	16,000.00	.00	871.90	871.90	15,128.10	5.45
211 HEALTH CARE PROFESSIONAL	.00	.00	217.12	217.12	-217.12	.00
212 HEALTH CARE PARAPROFESSIONALS	33,198.00	.00	3,295.87	3,295.87	29,902.13	9.93
221 FICA PROFESSIONAL	6,384.00	.00	63.86	63.86	6,320.14	1.00
222 FICA PARAPROFESSIONAL	4,043.00	.00	730.90	730.90	3,312.10	18.08
231 RETIREMENT PROFESSIONAL	8,244.00	.00	86.12	86.12	8,157.88	1.04
232 RETIREMENT PARAPROFESSIONALS	5,219.00	.00	815.48	815.48	4,403.52	15.63
333 MILEAGE STAFF	6,000.00	.00	.00	.00	6,000.00	.00
340 OTHER PROFESSIONAL SERVICES	35,000.00	.00	.00	.00	35,000.00	.00
352 OTHER TECHNICAL SERVICES	1,425.00	.00	.00	.00	1,425.00	.00
382 DISTANCE EDUCATION ONLY	475.00	.00	17.01	17.01	457.99	3.58
580 TRAVEL:MEAL,HOTEL,RENTAL	950.00	.00	.00	.00	950.00	.00
610 GENERAL SUPPLIES	5,500.00	.00	.00	.00	5,500.00	.00
1291 SPED AGE 3-5	205,894.00	.00	15,758.16	15,758.16	190,135.84	7.65
1200 SPECIAL EDUCATION	5,230,162.00	.00	413,204.59	413,204.59	4,816,957.41	7.90
1300 SUMMER SCHOOL						
1300 SUMMER SCHOOLS						
151 INCENTIVE PROFESSIONAL STAFF	60,000.00	.00	.00	.00	60,000.00	.00
222 FICA PARAPROFESSIONAL	4,590.00	.00	.00	.00	4,590.00	.00
231 RETIREMENT PROFESSIONAL	5,926.00	.00	.00	.00	5,926.00	.00
610 GENERAL SUPPLIES	3,000.00	.00	.00	.00	3,000.00	.00
1300 SUMMER SCHOOLS	73,516.00	.00	.00	.00	73,516.00	.00
1300 SUMMER SCHOOL	73,516.00	.00	.00	.00	73,516.00	.00
2100 PUPIL SUPPORT						
2110 ATTENDANCE/SOCIAL WORK						
610 GENERAL SUPPLIES	5,000.00	270.00	1,083.65	1,083.65	3,646.35	27.07
890 MISCELLANEOUS EXPENDITURES	.00	.00	129.12	129.12	-129.12	.00
2110 ATTENDANCE/SOCIAL WORK	5,000.00	270.00	1,212.77	1,212.77	3,517.23	29.66
2120 GUIDANCE						
110 CLERICAL_BUSDROIVERS	95,658.00	.00	10,292.23	10,292.23	85,365.77	10.76
111 TEACHERS/PROFESSIONALS	758,996.00	.00	63,516.11	63,516.11	695,479.89	8.37
151 INCENTIVE PROFESSIONAL STAFF	.00	.00	345.00	345.00	-345.00	.00

For 09/02/22 - 09/30/22

Expenditure Summary Report

FJEXS01A

Periods 01 - 01

Report by Program

Month End Report 04

Account No/Description	Adjusted Budget	Y-T-D Encumb	Period Expended	Y-T-D Expended	Available Balance	Percent Used
2100 PUPIL SUPPORT						
2120 GUIDANCE						
210 HEALTH CARE NON-INSTRUCTIONAL	7,931.00	.00	660.92	660.92	7,270.08	8.33
211 HEALTH CARE PROFESSIONAL	63,348.00	.00	6,473.23	6,473.23	56,874.77	10.22
220 FICA NON INSTRUCTIONAL	7,175.00	.00	774.60	774.60	6,400.40	10.80
221 FICA PROFESSIONAL	60,472.00	.00	5,028.68	5,028.68	55,443.32	8.32
230 RETIREMENT NON INSTRUCTIONAL	9,264.00	.00	1,016.65	1,016.65	8,247.35	10.97
231 RETIREMENT PROFESSIONAL	78,087.00	.00	6,308.07	6,308.07	71,778.93	8.08
281 HEALTH BENEFITS FOR TEACHERS	52,000.00	.00	2,708.35	2,708.35	49,291.65	5.21
580 TRAVEL:MEAL,HOTEL,RENTAL	2,200.00	.00	.00	.00	2,200.00	.00
610 GENERAL SUPPLIES	8,538.00	.00	87.22	87.22	8,450.78	1.02
2120 GUIDANCE	1,143,669.00	.00	97,211.06	97,211.06	1,046,457.94	8.50
2130 HEALTH SERVICES						
116 PROFESSIONAL NON-CERTIFIED	272,009.00	.00	14,253.24	14,253.24	257,755.76	5.24
123 SUBSTITUTE TEACHERS	15,000.00	.00	891.75	891.75	14,108.25	5.95
156 SALARIES-PROFESSIONAL NON CERTIFIED	.00	.00	6,523.10	6,523.10	-6,523.10	.00
213 HEALTH CARE-PROFESSIONAL NON CERTIFIED	1,148.00	.00	.00	.00	1,148.00	.00
216 HEALTH CARE NC PROFESSIONAL	29,573.00	.00	2,192.40	2,192.40	27,380.60	7.41
223 FICA SUBSTITUTES	.00	.00	68.22	68.22	-68.22	.00
226 FICA NC PROFESSIONAL	20,590.00	.00	1,669.24	1,669.24	18,920.76	8.11
236 RETIREMENT NC PROFESSIONAL	26,585.00	.00	2,052.24	2,052.24	24,532.76	7.72
286 HEALTH BENEFITS PROFESSIONALS	13,000.00	.00	1,083.34	1,083.34	11,916.66	8.33
333 MILEAGE STAFF	.00	.00	65.63	65.63	-65.63	.00
340 OTHER PROFESSIONAL SERVICES	.00	.00	59.00	59.00	-59.00	.00
580 TRAVEL:MEAL,HOTEL,RENTAL	5,000.00	.00	.00	.00	5,000.00	.00
610 GENERAL SUPPLIES	10,000.00	.00	2,656.97	2,656.97	7,343.03	26.57
630 FOOD:FOOD SERVICES	.00	.00	22.64	22.64	-22.64	.00
2130 HEALTH SERVICES	392,905.00	.00	31,537.77	31,537.77	361,367.23	8.03
2141 PSYCHOLOGIST						
333 MILEAGE STAFF	950.00	.00	.00	.00	950.00	.00
340 OTHER PROFESSIONAL SERVICES	300,000.00	.00	28,075.78	28,075.78	271,924.22	9.36
352 OTHER TECHNICAL SERVICES	300,000.00	.00	.00	.00	300,000.00	.00
580 TRAVEL:MEAL,HOTEL,RENTAL	950.00	.00	.00	.00	950.00	.00
610 GENERAL SUPPLIES	4,000.00	.00	.00	.00	4,000.00	.00
2141 PSYCHOLOGIST	605,900.00	.00	28,075.78	28,075.78	577,824.22	4.63
2151 SPEECH PATHOLOGY						
111 TEACHERS/PROFESSIONALS	162,239.00	.00	18,936.68	18,936.68	143,302.32	11.67
112 PARAPROFESSIONALS	.00	.00	2,550.92	2,550.92	-2,550.92	.00
211 HEALTH CARE PROFESSIONAL	7,931.00	.00	1,961.31	1,961.31	5,969.69	24.73
212 HEALTH CARE PARAPROFESSIONALS	.00	.00	660.92	660.92	-660.92	.00
221 FICA PROFESSIONAL	13,108.00	.00	1,524.74	1,524.74	11,583.26	11.63
222 FICA PARAPROFESSIONAL	.00	.00	194.44	194.44	-194.44	.00
231 RETIREMENT PROFESSIONAL	16,925.00	.00	1,870.54	1,870.54	15,054.46	11.05
232 RETIREMENT PARAPROFESSIONALS	.00	.00	251.97	251.97	-251.97	.00
281 HEALTH BENEFITS FOR TEACHERS	13,000.00	.00	1,083.34	1,083.34	11,916.66	8.33
2151 SPEECH PATHOLOGY	213,203.00	.00	29,034.86	29,034.86	184,168.14	13.62
2152 SPEECH PATH						
610 GENERAL SUPPLIES	2,000.00	.00	809.60	809.60	1,190.40	40.48
2152 SPEECH PATH	2,000.00	.00	809.60	809.60	1,190.40	40.48
2161 OCCUPATIONAL THERAPY						

For 09/02/22 - 09/30/22

Expenditure Summary Report

FJEXS01A

Periods 01 - 01

Report by Program

Month End Report 04

Account No/Description	Adjusted Budget	Y-T-D Encumb	Period Expended	Y-T-D Expended	Available Balance	Percent Used
2100 PUPIL SUPPORT						
2161 OCCUPATIONAL THERAPY						
116 PROFESSIONAL NON-CERTIFIED	18,851.00	.00	2,293.30	2,293.30	16,557.70	12.17
216 HEALTH CARE NC PROFESSIONAL	575.00	.00	68.08	68.08	506.92	11.84
226 FICA NC PROFESSIONAL	158.00	.00	175.29	175.29	-17.29	110.94
236 RETIREMENT NC PROFESSIONAL	203.00	.00	226.53	226.53	-23.53	111.59
2161 OCCUPATIONAL THERAPY	19,787.00	.00	2,763.20	2,763.20	17,023.80	13.96
2171 PHYSICAL THERAPY						
116 PROFESSIONAL NON-CERTIFIED	74,586.00	.00	6,378.17	6,378.17	68,207.83	8.55
216 HEALTH CARE NC PROFESSIONAL	20,927.00	.00	1,790.59	1,790.59	19,136.41	8.56
226 FICA NC PROFESSIONAL	5,536.00	.00	467.71	467.71	5,068.29	8.45
236 RETIREMENT NC PROFESSIONAL	7,149.00	.00	630.03	630.03	6,518.97	8.81
2171 PHYSICAL THERAPY	108,198.00	.00	9,266.50	9,266.50	98,931.50	8.56
2100 PUPIL SUPPORT	2,490,662.00	270.00	199,911.54	199,911.54	2,290,480.46	8.04
2200 STAFF SUPPORT						
2211 SCHOOL IMPROVEMENT						
110 CLERICAL BUSDRIVERS	53,432.00	.00	5,332.76	5,332.76	48,099.24	9.98
111 TEACHERS/PROFESSIONALS	257,261.00	.00	21,438.42	21,438.42	235,822.58	8.33
211 HEALTH CARE PROFESSIONAL	44,728.08	.00	3,727.34	3,727.34	41,000.74	8.33
220 FICA NON INSTRUCTIONAL	3,944.00	.00	407.96	407.96	3,536.04	10.34
221 FICA PROFESSIONAL	19,680.00	.00	1,598.62	1,598.62	18,081.38	8.12
230 RETIREMENT NON INSTRUCTIONAL	5,092.00	.00	526.76	526.76	4,565.24	10.34
231 RETIREMENT PROFESSIONAL	25,412.00	.00	2,117.64	2,117.64	23,294.36	8.33
333 MILEAGE STAFF	500.00	.00	104.86	104.86	395.14	20.97
340 OTHER PROFESSIONAL SERVICES	.00	15,184.00	8,104.00	8,104.00	-23,288.00	.00
580 TRAVEL:MEAL,HOTEL,RENTAL	85,000.00	400.00	.00	.00	84,600.00	.47
610 GENERAL SUPPLIES	12,000.00	498.84	.00	.00	11,501.16	4.16
611 TESTING MATERIAL	50,000.00	.00	.00	.00	50,000.00	.00
612 COPY COST	.00	.00	332.01	332.01	-332.01	.00
625 CONSUMABLES	36,000.00	.00	.00	.00	36,000.00	.00
640 BOOKS/PERIODICALS	30,000.00	540.00	.00	.00	29,460.00	1.80
733 FURNITURE AND FIXTURES	.00	.00	23,200.49	23,200.49	-23,200.49	.00
735 TECHNOLOGY SOFTWARE	45,000.00	6,075.00	18,680.54	18,680.54	20,244.46	55.01
890 MISCELLANEOUS EXPENDITURES	.00	700.00	364.18	364.18	-1,064.18	.00
2211 SCHOOL IMPROVEMENT	668,049.08	23,397.84	85,935.58	85,935.58	558,715.66	16.37
2213						
580 TRAVEL:MEAL,HOTEL,RENTAL	53,200.00	870.00	1,414.00	1,414.00	50,916.00	4.29
2213	53,200.00	870.00	1,414.00	1,414.00	50,916.00	4.29
2214 IMPLEMENTATION OF STANDARDS						
151 INCENTIVE PROFESSIONAL STAFF	229,890.00	.00	232.00	232.00	229,658.00	.10
221 FICA PROFESSIONAL	17,587.00	.00	17.68	17.68	17,569.32	.10
231 RETIREMENT PROFESSIONAL	22,708.00	.00	22.92	22.92	22,685.08	.10
640 BOOKS/PERIODICALS	200,000.00	20,291.70	.00	.00	179,708.30	10.15
641 eBooks	10,000.00	.00	.00	.00	10,000.00	.00
735 TECHNOLOGY SOFTWARE	225,000.00	2,700.00	9,145.75	9,145.75	213,154.25	5.26
2214 IMPLEMENTATION OF STANDARDS	705,185.00	22,991.70	9,418.35	9,418.35	672,774.95	4.60
2220 MEDIA LIBRARY						
111 TEACHERS/PROFESSIONALS	213,675.00	.00	12,821.50	12,821.50	200,853.50	6.00
112 PARAPROFESSIONALS	143,899.00	.00	13,058.09	13,058.09	130,840.91	9.07

For 09/02/22 - 09/30/22

Expenditure Summary Report

FJEXS01A

Periods 01 - 01

Report by Program

Month End Report 04

Account No/Description	Adjusted Budget	Y-T-D Encumb	Period Expended	Y-T-D Expended	Available Balance	Percent Used
2200 STAFF SUPPORT						
2220 MEDIA LIBRARY						
123 SUBSTITUTE TEACHERS	6,450.00	.00	.00	.00	6,450.00	.00
211 HEALTH CARE PROFESSIONAL	.00	.00	1,387.93	1,387.93	-1,387.93	.00
212 HEALTH CARE PARAPROFESSIONALS	23,134.00	.00	2,974.14	2,974.14	20,159.86	12.86
221 FICA PROFESSIONAL	17,026.00	.00	993.60	993.60	16,032.40	5.84
222 FICA PARAPROFESSIONAL	9,427.00	.00	986.53	986.53	8,440.47	10.46
231 RETIREMENT PROFESSIONAL	21,983.00	.00	1,266.48	1,266.48	20,716.52	5.76
232 RETIREMENT PARAPROFESSIONALS	12,173.00	.00	1,289.86	1,289.86	10,883.14	10.60
281 HEALTH BENEFITS FOR TEACHERS	14,200.00	.00	541.67	541.67	13,658.33	3.81
333 MILEAGE STAFF	300.00	.00	.00	.00	300.00	.00
340 OTHER PROFESSIONAL SERVICES	1,000.00	.00	.00	.00	1,000.00	.00
580 TRAVEL:MEAL,HOTEL,RENTAL	1,929.00	.00	112.35	112.35	1,816.65	5.82
610 GENERAL SUPPLIES	15,045.00	5,723.90	214.82	214.82	9,106.28	39.47
640 BOOKS/PERIODICALS	49,724.00	10,399.06	.00	.00	39,324.94	20.91
642 AUDIO-VISUAL MATERIALS	1,800.00	.00	.00	.00	1,800.00	.00
733 FURNITURE AND FIXTURES	6,410.00	.00	.00	.00	6,410.00	.00
734 TECHNOLOGY HARDWARE	8,910.00	8,297.10	2,617.08	2,617.08	-2,004.18	122.49
810 DUES AND FEES	500.00	.00	.00	.00	500.00	.00
2220 MEDIA LIBRARY	547,585.00	24,420.06	38,264.05	38,264.05	484,900.89	11.45
2200 STAFF SUPPORT	1,974,019.08	71,679.60	135,031.98	135,031.98	1,767,307.50	10.47
2300 GENERAL ADMINISTRATION						
2310 BOARD OF EDUCATION						
110 CLERICAL_BUSDRIERS	36,936.72	.00	3,261.20	3,261.20	33,675.52	8.83
210 HEALTH CARE NON-INSTRUCTIONAL	8,000.00	.00	660.92	660.92	7,339.08	8.26
220 FICA NON INSTRUCTIONAL	2,810.00	.00	248.76	248.76	2,561.24	8.85
230 RETIREMENT NON INSTRUCTIONAL	3,628.00	.00	322.13	322.13	3,305.87	8.88
340 OTHER PROFESSIONAL SERVICES	13,000.00	.00	45,000.00	45,000.00	-32,000.00	**
520 PROPERTY/LIABILITY INSURANCE	640,000.00	.00	99,628.07	99,628.07	540,371.93	15.57
540 ADVERTISING	15,000.00	.00	.00	.00	15,000.00	.00
580 TRAVEL:MEAL,HOTEL,RENTAL	7,000.00	.00	.00	.00	7,000.00	.00
610 GENERAL SUPPLIES	5,000.00	.00	24.54	24.54	4,975.46	.49
810 DUES AND FEES	15,000.00	.00	.00	.00	15,000.00	.00
890 MISCELLANEOUS EXPENDITURES	.00	.00	30.00	30.00	-30.00	.00
2310 BOARD OF EDUCATION	746,374.72	.00	149,175.62	149,175.62	597,199.10	19.99
2320 SUPERINTENDENT						
105 SUPERINTENDENT SALARY	230,000.00	.00	19,166.67	19,166.67	210,833.33	8.33
110 CLERICAL_BUSDRIERS	62,452.00	.00	6,492.32	6,492.32	55,959.68	10.40
210 HEALTH CARE NON-INSTRUCTIONAL	16,655.00	.00	1,387.93	1,387.93	15,267.07	8.33
220 FICA NON INSTRUCTIONAL	4,689.00	.00	484.38	484.38	4,204.62	10.33
225 FICA SUPERINTENDENT	17,595.00	.00	1,465.54	1,465.54	16,129.46	8.33
230 RETIREMENT NON INSTRUCTIONAL	6,053.00	.00	641.30	641.30	5,411.70	10.59
235 RETIREMENT SUPERINTENDENT	22,719.00	.00	1,893.25	1,893.25	20,825.75	8.33
580 TRAVEL:MEAL,HOTEL,RENTAL	6,000.00	.00	.00	.00	6,000.00	.00
610 GENERAL SUPPLIES	6,500.00	1,363.95	2,132.98	2,132.98	3,003.07	53.80
733 FURNITURE AND FIXTURES	10,000.00	423.97	73.98	73.98	9,502.05	4.98
810 DUES AND FEES	3,000.00	805.00	.00	.00	2,195.00	26.83
890 MISCELLANEOUS EXPENDITURES	11,000.00	.00	1,100.42	1,100.42	9,899.58	10.00
2320 SUPERINTENDENT	396,663.00	2,592.92	34,838.77	34,838.77	359,231.31	9.44
2330 LEGAL SERVICES						

For 09/02/22 - 09/30/22

Expenditure Summary Report

FJEXS01A

Periods 01 - 01

Report by Program

Month End Report 04

Account No/Description	Adjusted Budget	Y-T-D Encumb	Period Expended	Y-T-D Expended	Available Balance	Percent Used
2300 GENERAL ADMINISTRATION						
2330 LEGAL SERVICES						
317 LEGAL SERVICES	45,000.00	.00	.00	.00	45,000.00	.00
2330 LEGAL SERVICES	45,000.00	.00	.00	.00	45,000.00	.00
2300 GENERAL ADMINISTRATION	1,188,037.72	2,592.92	184,014.39	184,014.39	1,001,430.41	15.71
2400 SCHOOL ADMINISTRATION						
2410 OFFICE OF THE PRINCIPAL						
110 CLERICAL_BUSDRIVERS	506,722.00	.00	64,070.66	64,070.66	442,651.34	12.64
111 TEACHERS/PROFESSIONALS	1,398,390.50	.00	106,794.55	106,794.55	1,291,595.95	7.64
112 PARAPROFESSIONALS	21,610.00	.00	2,841.47	2,841.47	18,768.53	13.15
123 SUBSTITUTE TEACHERS	5,000.00	.00	.00	.00	5,000.00	.00
210 HEALTH CARE NON-INSTRUCTIONAL	111,192.00	.00	10,948.47	10,948.47	100,243.53	9.85
211 HEALTH CARE PROFESSIONAL	154,330.00	.00	11,755.40	11,755.40	142,574.60	7.62
220 FICA NON INSTRUCTIONAL	32,373.00	.00	4,827.27	4,827.27	27,545.73	14.91
221 FICA PROFESSIONAL	26,675.00	.00	8,038.77	8,038.77	18,636.23	30.14
222 FICA PARAPROFESSIONAL	1,555.00	.00	216.83	216.83	1,338.17	13.94
230 RETIREMENT NON INSTRUCTIONAL	41,798.00	.00	6,328.77	6,328.77	35,469.23	15.14
231 RETIREMENT PROFESSIONAL	34,444.00	.00	10,548.96	10,548.96	23,895.04	30.63
232 RETIREMENT PARAPROFESSIONALS	2,008.00	.00	280.67	280.67	1,727.33	13.98
333 MILEAGE STAFF	1,250.00	.00	.00	.00	1,250.00	.00
340 OTHER PROFESSIONAL SERVICES	1,000.00	.00	.00	.00	1,000.00	.00
382 DISTANCE EDUCATION ONLY	10,350.00	.00	.00	.00	10,350.00	.00
580 TRAVEL:MEAL,HOTEL,RENTAL	10,000.00	335.00	4,585.46	4,585.46	5,079.54	49.20
610 GENERAL SUPPLIES	11,615.00	.00	743.19	743.19	10,871.81	6.40
733 FURNITURE AND FIXTURES	4,369.00	.00	-80.14	-80.14	4,449.14	-1.83
890 MISCELLANEOUS EXPENDITURES	3,966.00	572.30	806.27	806.27	2,587.43	34.76
2410 OFFICE OF THE PRINCIPAL	2,378,647.50	907.30	232,706.60	232,706.60	2,145,033.60	9.82
2490 ACTIVITIES OFFICES						
110 CLERICAL_BUSDRIVERS	90,660.00	.00	10,476.43	10,476.43	80,183.57	11.56
111 TEACHERS/PROFESSIONALS	167,789.50	.00	14,052.69	14,052.69	153,736.81	8.38
112 PARAPROFESSIONALS	16,327.00	.00	901.20	901.20	15,425.80	5.52
151 INCENTIVE PROFESSIONAL STAFF	.00	.00	180.00	180.00	-180.00	.00
210 HEALTH CARE NON-INSTRUCTIONAL	37,037.00	.00	3,086.38	3,086.38	33,950.62	8.33
211 HEALTH CARE PROFESSIONAL	33,546.00	.00	2,839.80	2,839.80	30,706.20	8.47
220 FICA NON INSTRUCTIONAL	6,680.00	.00	798.50	798.50	5,881.50	11.95
221 FICA PROFESSIONAL	.00	.00	1,069.03	1,069.03	-1,069.03	.00
222 FICA PARAPROFESSIONAL	1,157.00	.00	68.94	68.94	1,088.06	5.96
230 RETIREMENT NON INSTRUCTIONAL	8,627.00	.00	1,034.84	1,034.84	7,592.16	12.00
231 RETIREMENT PROFESSIONAL	.00	.00	1,405.88	1,405.88	-1,405.88	.00
232 RETIREMENT PARAPROFESSIONALS	1,495.00	.00	89.02	89.02	1,405.98	5.95
333 MILEAGE STAFF	400.00	.00	250.00	250.00	150.00	62.50
340 OTHER PROFESSIONAL SERVICES	800.00	.00	.00	.00	800.00	.00
440 RENTALS; BUILDING, LAND, VEHICLES	1,200.00	.00	.00	.00	1,200.00	.00
580 TRAVEL:MEAL,HOTEL,RENTAL	2,500.00	.00	6,467.00	6,467.00	-3,967.00	**
610 GENERAL SUPPLIES	1,000.00	.00	.00	.00	1,000.00	.00
890 MISCELLANEOUS EXPENDITURES	.00	.00	888.00	888.00	-888.00	.00
2490 ACTIVITIES OFFICES	369,218.50	.00	43,607.71	43,607.71	325,610.79	11.81
2400 SCHOOL ADMINISTRATION	2,747,866.00	907.30	276,314.31	276,314.31	2,470,644.39	10.09
2500 BUSINESS SUPPORT						
2510 BUSINESS SERVICES						

For 09/02/22 - 09/30/22

Expenditure Summary Report

FJEXS01A

Periods 01 - 01

Report by Program

Month End Report 04

Account No/Description	Adjusted Budget	Y-T-D Encumb	Period Expended	Y-T-D Expended	Available Balance	Percent Used
2500 BUSINESS SUPPORT						
2510 BUSINESS SERVICES						
110 CLERICAL BUSDRIVERS	187,565.00	.00	13,136.71	13,136.71	174,428.29	7.00
116 PROFESSIONAL NON-CERTIFIED	181,742.00	.00	15,145.17	15,145.17	166,596.83	8.33
210 HEALTH CARE NON-INSTRUCTIONAL	37,037.00	.00	3,032.63	3,032.63	34,004.37	8.19
216 HEALTH CARE NC PROFESSIONAL	16,679.00	.00	1,387.93	1,387.93	15,291.07	8.32
220 FICA NON INSTRUCTIONAL	14,021.00	.00	1,001.20	1,001.20	13,019.80	7.14
226 FICA NC PROFESSIONAL	.00	.00	1,123.92	1,123.92	-1,123.92	.00
230 RETIREMENT NON INSTRUCTIONAL	18,103.00	.00	1,297.62	1,297.62	16,805.38	7.17
236 RETIREMENT NC PROFESSIONAL	.00	.00	1,496.01	1,496.01	-1,496.01	.00
315 ACCOUNTING SERVICES	28,050.00	.00	.00	.00	28,050.00	.00
333 MILEAGE STAFF	2,000.00	.00	.00	.00	2,000.00	.00
340 OTHER PROFESSIONAL SERVICES	20,000.00	.00	.00	.00	20,000.00	.00
382 DISTANCE EDUCATION ONLY	26,000.00	.00	43.09	43.09	25,956.91	.17
531 POSTAGE	35,000.00	.00	2,554.94	2,554.94	32,445.06	7.30
580 TRAVEL:MEAL,HOTEL,RENTAL	5,000.00	.00	110.91	110.91	4,889.09	2.22
610 GENERAL SUPPLIES	15,000.00	.00	2,037.29	2,037.29	12,962.71	13.58
612 COPY COST	10,000.00	.00	593.70	593.70	9,406.30	5.94
733 FURNITURE AND FIXTURES	2,000.00	3,060.59	.00	.00	-1,060.59	153.03
734 TECHNOLOGY HARDWARE	1,000.00	.00	.00	.00	1,000.00	.00
890 MISCELLANEOUS EXPENDITURES	.00	.00	198.44	198.44	-198.44	.00
2510 BUSINESS SERVICES	599,197.00	3,060.59	43,159.56	43,159.56	552,976.85	7.71
2560 PUBLIC RELATIONS						
110 CLERICAL BUSDRIVERS	59,320.00	.00	6,393.34	6,393.34	52,926.66	10.78
116 PROFESSIONAL NON-CERTIFIED	82,800.00	.00	6,900.00	6,900.00	75,900.00	8.33
210 HEALTH CARE NON-INSTRUCTIONAL	7,931.00	.00	660.92	660.92	7,270.08	8.33
216 HEALTH CARE NC PROFESSIONAL	22,364.00	.00	1,863.67	1,863.67	20,500.33	8.33
220 FICA NON INSTRUCTIONAL	4,448.00	.00	458.12	458.12	3,989.88	10.30
226 FICA NC PROFESSIONAL	.00	.00	524.68	524.68	-524.68	.00
230 RETIREMENT NON INSTRUCTIONAL	5,744.00	.00	631.52	631.52	5,112.48	10.99
236 RETIREMENT NC PROFESSIONAL	.00	.00	681.57	681.57	-681.57	.00
333 MILEAGE STAFF	1,000.00	.00	.00	.00	1,000.00	.00
540 ADVERTISING	16,000.00	.00	5,000.00	5,000.00	11,000.00	31.25
580 TRAVEL:MEAL,HOTEL,RENTAL	3,000.00	.00	-58.70	-58.70	3,058.70	-1.96
610 GENERAL SUPPLIES	7,000.00	.00	59.96	59.96	6,940.04	.86
733 FURNITURE AND FIXTURES	.00	.00	17.01	17.01	-17.01	.00
810 DUES AND FEES	500.00	.00	83.40	83.40	416.60	16.68
890 MISCELLANEOUS EXPENDITURES	2,000.00	.00	.00	.00	2,000.00	.00
2560 PUBLIC RELATIONS	212,107.00	.00	23,215.49	23,215.49	188,891.51	10.95
2570 PERSONNEL SERVICES						
110 CLERICAL BUSDRIVERS	61,617.00	.00	8,006.58	8,006.58	53,610.42	12.99
111 TEACHERS/PROFESSIONALS	145,000.00	.00	12,083.33	12,083.33	132,916.67	8.33
210 HEALTH CARE NON-INSTRUCTIONAL	16,655.00	.00	660.92	660.92	15,994.08	3.97
211 HEALTH CARE PROFESSIONAL	7,931.00	.00	660.92	660.92	7,270.08	8.33
220 FICA NON INSTRUCTIONAL	4,564.00	.00	583.56	583.56	3,980.44	12.79
221 FICA PROFESSIONAL	.00	.00	921.04	921.04	-921.04	.00
230 RETIREMENT NON INSTRUCTIONAL	5,893.00	.00	790.87	790.87	5,102.13	13.42
231 RETIREMENT PROFESSIONAL	.00	.00	1,193.57	1,193.57	-1,193.57	.00
333 MILEAGE STAFF	250.00	.00	.00	.00	250.00	.00
340 OTHER PROFESSIONAL SERVICES	27,000.00	.00	1,079.00	1,079.00	25,921.00	4.00
382 DISTANCE EDUCATION ONLY	500.00	.00	.00	.00	500.00	.00

For 09/02/22 - 09/30/22

Expenditure Summary Report

FJEXS01A

Periods 01 - 01

Report by Program

Month End Report 04

Account No/Description	Adjusted Budget	Y-T-D Encumb	Period Expended	Y-T-D Expended	Available Balance	Percent Used
2500 BUSINESS SUPPORT						
2570 PERSONNEL SERVICES						
540 ADVERTSING	5,000.00	.00	.00	.00	5,000.00	.00
580 TRAVEL:MEAL,HOTEL,RENTAL	8,000.00	.00	.00	.00	8,000.00	.00
610 GENERAL SUPPLIES	3,000.00	.00	1,195.30	1,195.30	1,804.70	39.84
733 FURNITURE AND FIXTURS	1,000.00	.00	.00	.00	1,000.00	.00
810 DUES AND FEES	1,000.00	.00	.00	.00	1,000.00	.00
890 MISCELLANEOUR EXPENDITURES	500.00	.00	543.75	543.75	-43.75	108.75
2570 PERSONNEL SERVICES	287,910.00	.00	27,718.84	27,718.84	260,191.16	9.63
2580 TECHNOLOGY SERVICES						
110 CLERICAL_BUSDRIVERS	92,832.00	.00	8,649.50	8,649.50	84,182.50	9.32
116 PROFESSIONAL NON-CERTIFIED	304,109.00	.00	39,075.01	39,075.01	265,033.99	12.85
210 HEALTH CARE NON-INSTRUCTIONAL	22,364.00	.00	.00	.00	22,364.00	.00
216 HEALTH CARE NC PROFESSIONAL	28,032.00	.00	5,710.10	5,710.10	22,321.90	20.37
220 FICA NON INSTRUCTIONAL	5,296.00	.00	659.21	659.21	4,636.79	12.45
226 FICA NC PROFESSIONAL	18,981.00	.00	2,963.45	2,963.45	16,017.55	15.61
230 RETIREMENT NON INSTRUCTIONAL	6,839.00	.00	752.91	752.91	6,086.09	11.01
236 RETIREMENT NC PROFESSIONAL	24,508.00	.00	3,859.75	3,859.75	20,648.25	15.75
333 MILEAGE STAFF	22,000.00	.00	772.48	772.48	21,227.52	3.51
340 OTHER PROFESSIONAL SERVICES	65,000.00	103,517.08	95,517.00	95,517.00	-134,034.08	**
351 DATA PROCESSING	4,500.00	.00	.00	.00	4,500.00	.00
382 DISTANCE EDUCATION ONLY	9,500.00	.00	118.22	118.22	9,381.78	1.24
531 POSTAGE	700.00	.00	14.75	14.75	685.25	2.11
580 TRAVEL:MEAL,HOTEL,RENTAL	9,500.00	.00	5,647.42	5,647.42	3,852.58	59.45
610 GENERAL SUPPLIES	15,000.00	1,278.13	1,105.74	1,105.74	12,616.13	15.89
612 COPY COST	1,000.00	.00	88.71	88.71	911.29	8.87
733 FURNITURE AND FIXTURS	220,000.00	3,429.81	6,581.68	6,581.68	209,988.51	4.55
734 TECHNOLOGY HARDWARE	418,012.00	.00	207.73	207.73	417,804.27	.05
735 TECHNOLOGY SOFTWARE	365,000.00	142,298.93	109,983.39	109,983.39	112,717.68	69.12
2580 TECHNOLOGY SERVICES	1,633,173.00	250,523.95	281,707.05	281,707.05	1,100,942.00	32.59
2500 BUSINESS SUPPORT	2,732,387.00	253,584.54	375,800.94	375,800.94	2,103,001.52	23.03
2600 OPERATIONS/MAINTENANCE						
2600 UTILITIES						
116 PROFESSIONAL NON-CERTIFIED	103,302.00	.00	8,608.50	8,608.50	94,693.50	8.33
216 HEALTH CARE NC PROFESSIONAL	7,931.00	.00	660.92	660.92	7,270.08	8.33
226 FICA NC PROFESSIONAL	7,903.00	.00	656.41	656.41	7,246.59	8.31
236 RETIREMENT NC PROFESSIONAL	10,209.00	.00	850.33	850.33	9,358.67	8.33
410 UTILITY SERVICES (Water/Sewer)	68,537.00	.00	5,812.15	5,812.15	62,724.85	8.48
621 HEATING FUEL	219,819.00	.00	4,519.49	4,519.49	215,299.51	2.06
622 ENERGY:ELECTRICITY	680,365.00	.00	50,630.99	50,630.99	629,734.01	7.44
2600 UTILITIES	1,098,066.00	.00	71,738.79	71,738.79	1,026,327.21	6.53
2610 PLANT OPERATIONS						
110 CLERICAL_BUSDRIVERS	1,534,768.00	.00	124,795.37	124,795.37	1,409,972.63	8.13
210 HEALTH CARE NON-INSTRUCTIONAL	423,829.00	.00	33,177.57	33,177.57	390,651.43	7.83
220 FICA NON INSTRUCTIONAL	117,868.00	.00	9,469.56	9,469.56	108,398.44	8.03
230 RETIREMENT NON INSTRUCTIONAL	151,601.00	.00	11,982.30	11,982.30	139,618.70	7.90
290 LONG TERM DISABILITY	.00	.00	428.12	428.12	-428.12	.00
340 OTHER PROFESSIONAL SERVICES	66,000.00	.00	13,141.28	13,141.28	52,858.72	19.91
610 GENERAL SUPPLIES	166,800.00	23,922.84	3,221.71	3,221.71	139,655.45	16.27
733 FURNITURE AND FIXTURS	57,500.00	1,945.45	31.46	31.46	55,523.09	3.44

For 09/02/22 - 09/30/22

Expenditure Summary Report

FJEXS01A

Periods 01 - 01

Report by Program

Month End Report 04

Account No/Description	Adjusted Budget	Y-T-D Encumb	Period Expended	Y-T-D Expended	Available Balance	Percent Used
2600 OPERATIONS/MAINTENANCE						
2610 PLANT OPERATIONS						
2610 PLANT OPERATIONS	2,518,366.00	25,868.29	196,247.37	196,247.37	2,296,250.34	8.82
2620 MAINTENANCE						
110 CLERICAL_BUSDRIVERS	686,472.00	.00	65,257.25	65,257.25	621,214.75	9.51
120 SUBSTITUTE TEACHERS	30,000.00	.00	.00	.00	30,000.00	.00
150 STIPDENT NON-INSTRUCTION	15,000.00	.00	.00	.00	15,000.00	.00
210 HEALTH CARE NON-INSTRUCTIONAL	200,610.00	.00	17,403.96	17,403.96	183,206.04	8.68
220 FICA NON INSTRUCTIONAL	55,762.00	.00	4,959.18	4,959.18	50,802.82	8.89
230 RETIREMENT NON INSTRUCTIONAL	72,848.00	.00	6,445.98	6,445.98	66,402.02	8.85
290 LONG TERM DISABILITY	6,000.00	.00	201.50	201.50	5,798.50	3.36
340 OTHER PROFESSIONAL SERVICES	161,383.00	29,383.18	39,699.56	39,699.56	92,300.26	42.81
382 DISTANCE EDUCATION ONLY	5,000.00	.00	603.26	603.26	4,396.74	12.07
430 REPAIRS AND MAINTENANCE	14,760.00	1,067.80	9,399.13	9,399.13	4,293.07	70.91
580 TRAVEL:MEAL,HOTEL,RENTAL	1,000.00	.00	.00	.00	1,000.00	.00
610 GENERAL SUPPLIES	185,000.00	23,328.73	30,276.48	30,276.48	131,394.79	28.98
612 COPY COST	.00	.00	139.94	139.94	-139.94	.00
626 GASOLINE/DIESEL	30,000.00	.00	8,886.32	8,886.32	21,113.68	29.62
720 BUILDINGS/CONSTRUCTIONS	189,000.00	6,474.88	11,503.78	11,503.78	171,021.34	9.51
733 FURNITURE AND FIXTURS	3,000.00	.00	.00	.00	3,000.00	.00
2620 MAINTENANCE	1,655,835.00	60,254.59	194,776.34	194,776.34	1,400,804.07	15.40
2630 GROUNDS						
340 OTHER PROFESSIONAL SERVICES	5,000.00	.00	805.00	805.00	4,195.00	16.10
610 GENERAL SUPPLIES	35,000.00	392.71	4,836.00	4,836.00	29,771.29	14.94
2630 GROUNDS	40,000.00	392.71	5,641.00	5,641.00	33,966.29	15.08
2640 WAREHOUSE MAINTENANCE						
610 GENERAL SUPPLIES	.00	765.00	-10,995.63	-10,995.63	10,230.63	.00
2640 WAREHOUSE MAINTENANCE	.00	765.00	-10,995.63	-10,995.63	10,230.63	.00
2650 LARGE PROJECTS						
340 OTHER PROFESSIONAL SERVICES	100,000.00	.00	.00	.00	100,000.00	.00
2650 LARGE PROJECTS	100,000.00	.00	.00	.00	100,000.00	.00
2660 SAFETY AND SECURITY						
340 OTHER PROFESSIONAL SERVICES	75,000.00	.00	19,195.74	19,195.74	55,804.26	25.59
610 GENERAL SUPPLIES	.00	.00	53.24	53.24	-53.24	.00
2660 SAFETY AND SECURITY	75,000.00	.00	19,248.98	19,248.98	55,751.02	25.67
2600 OPERATIONS/MAINTENANCE	5,487,267.00	87,280.59	476,656.85	476,656.85	4,923,329.56	10.28
2700 TRANSPORTATION						
2710 VEHICLE OPERATIONS						
110 CLERICAL_BUSDRIVERS	100,000.00	.00	7,697.68	7,697.68	92,302.32	7.70
112 PARAPROFESSIONALS	7,500.00	.00	.00	.00	7,500.00	.00
210 HEALTH CARE NON-INSTRUCTIONAL	.00	.00	639.26	639.26	-639.26	.00
220 FICA NON INSTRUCTIONAL	7,650.00	.00	585.88	585.88	7,064.12	7.66
230 RETIREMENT NON INSTRUCTIONAL	9,887.00	.00	549.39	549.39	9,337.61	5.56
290 LONG TERM DISABILITY	.00	.00	4.14	4.14	-4.14	.00
332 MILEAGE TO PARENTS	175,000.00	.00	.00	.00	175,000.00	.00
350	45,000.00	.00	100.00	100.00	44,900.00	.22
382 DISTANCE EDUCATION ONLY	3,500.00	.00	129.27	129.27	3,370.73	3.69
430 REPAIRS AND MAINTENANCE	25,000.00	13,479.62	3,783.44	3,783.44	7,736.94	69.05
442 RENTALS	50,000.00	.00	.00	.00	50,000.00	.00

For 09/02/22 - 09/30/22

Expenditure Summary Report

FJEXS01A

Periods 01 - 01

Report by Program

Month End Report 04

Account No/Description	Adjusted Budget	Y-T-D Encumb	Period Expended	Y-T-D Expended	Available Balance	Percent Used
2700 TRANSPORTATION						
2710 VEHICLE OPERATIONS						
580 TRAVEL:MEAL,HOTEL,RENTAL	.00	.00	7.72	7.72	-7.72	.00
610 GENERAL SUPPLIES	10,000.00	.00	.00	.00	10,000.00	.00
626 GASOLINE/DIESEL	65,000.00	.00	7,576.04	7,576.04	57,423.96	11.66
890 MISCELLANEOUR EXPENDITURES	.00	.00	23.76	23.76	-23.76	.00
2710 VEHICLE OPERATIONS	498,537.00	13,479.62	21,096.58	21,096.58	463,960.80	6.94
2712 SPED:VEHICLE OPERATIONS: L-12						
112 PARAPROFESSIONALS	78,917.00	.00	1,544.13	1,544.13	77,372.87	1.96
212 HEALTH CARE PARAPROFESSIONALS	20,124.00	.00	8.50	8.50	20,115.50	.04
222 FICA PARAPROFESSIONAL	6,049.00	.00	118.13	118.13	5,930.87	1.95
232 RETIREMENT PARAPROFESSIONALS	7,742.00	.00	152.52	152.52	7,589.48	1.97
332 MILEAGE TO PARENTS	15,000.00	.00	26.25	26.25	14,973.75	.18
430 REPAIRS AND MAINTENANCE	5,000.00	.00	1,429.92	1,429.92	3,570.08	28.60
580 TRAVEL:MEAL,HOTEL,RENTAL	.00	.00	16.56	16.56	-16.56	.00
626 GASOLINE/DIESEL	25,000.00	.00	1,334.56	1,334.56	23,665.44	5.34
2712 SPED:VEHICLE OPERATIONS: L-12	157,832.00	.00	4,630.57	4,630.57	153,201.43	2.93
2700 TRANSPORTATION	656,369.00	13,479.62	25,727.15	25,727.15	617,162.23	5.97
3300 COMMUNITY SERVICE						
3300 KIDS KLUB						
110 CLERICAL_BUSDRIVERS	.00	.00	5,390.50	5,390.50	-5,390.50	.00
112 PARAPROFESSIONALS	97,690.00	.00	1,376.48	1,376.48	96,313.52	1.41
116 PROFESSIONAL NON-CERTIFIED	69,000.00	.00	5,750.00	5,750.00	63,250.00	8.33
210 HEALTH CARE NON-INSTRUCTIONAL	.00	.00	632.63	632.63	-632.63	.00
212 HEALTH CARE PARAPROFESSIONALS	7,458.00	.00	130.14	130.14	7,327.86	1.74
220 FICA NON INSTRUCTIONAL	.00	.00	411.70	411.70	-411.70	.00
222 FICA PARAPROFESSIONAL	9,654.00	.00	104.74	104.74	9,549.26	1.08
226 FICA NC PROFESSIONAL	5,000.00	.00	439.88	439.88	4,560.12	8.80
230 RETIREMENT NON INSTRUCTIONAL	.00	.00	530.09	530.09	-530.09	.00
232 RETIREMENT PARAPROFESSIONALS	5,136.00	.00	98.74	98.74	5,037.26	1.92
236 RETIREMENT NC PROFESSIONAL	6,585.00	.00	567.97	567.97	6,017.03	8.63
333 MILEAGE STAFF	3,000.00	.00	927.86	927.86	2,072.14	30.93
340 OTHER PROFESSIONAL SERVICES	10,000.00	.00	1,674.00	1,674.00	8,326.00	16.74
382 DISTANCE EDUCATION ONLY	3,000.00	.00	387.40	387.40	2,612.60	12.91
550 PRINTING/BINDING	1,000.00	.00	.00	.00	1,000.00	.00
580 TRAVEL:MEAL,HOTEL,RENTAL	5,000.00	.00	219.39	219.39	4,780.61	4.39
610 GENERAL SUPPLIES	.00	.00	79.98	79.98	-79.98	.00
810 DUES AND FEES	1,000.00	.00	.00	.00	1,000.00	.00
890 MISCELLANEOUR EXPENDITURES	20,000.00	.00	11,133.09	11,133.09	8,866.91	55.67
3300 KIDS KLUB	243,523.00	.00	29,854.59	29,854.59	213,668.41	12.26
3300 COMMUNITY SERVICE	243,523.00	.00	29,854.59	29,854.59	213,668.41	12.26
3400 CATEGORICAL/PRIVATE GRANTS						
3400 PRIVATE GRANTS						
210 HEALTH CARE NON-INSTRUCTIONAL	90,000.00	.00	.00	.00	90,000.00	.00
580 TRAVEL:MEAL,HOTEL,RENTAL	.00	.00	197.12	197.12	-197.12	.00
733 FURNITURE AND FIXTURES	.00	.00	1,581.65	1,581.65	-1,581.65	.00
3400 PRIVATE GRANTS	90,000.00	.00	1,778.77	1,778.77	88,221.23	1.98
3400 CATEGORICAL/PRIVATE GRANTS	90,000.00	.00	1,778.77	1,778.77	88,221.23	1.98
3500 STATE CATEGORICAL PROGRAMS						

For 09/02/22 - 09/30/22

Expenditure Summary Report

FJEXS01A

Periods 01 - 01

Report by Program

Month End Report 04

Account No/Description	Adjusted Budget	Y-T-D Encumb	Period Expended	Y-T-D Expended	Available Balance	Percent Used
3500 STATE CATEGORICAL PROGRAMS						
3535 HAL						
151 INCENTIVE PROFESSIONAL STAFF	16,430.00	.00	781.35	781.35	15,648.65	4.76
211 HEALTH CARE PROFESSIONAL	596.00	.00	63.83	63.83	532.17	10.71
221 FICA PROFESSIONAL	599.00	.00	59.30	59.30	539.70	9.90
231 RETIREMENT PROFESSIONAL	775.00	.00	77.19	77.19	697.81	9.96
610 GENERAL SUPPLIES	4,299.00	300.00	193.22	193.22	3,805.78	11.47
3535 HAL	22,699.00	300.00	1,174.89	1,174.89	21,224.11	6.50
3540 PRE SCHOOL GRANT						
111 TEACHERS/PROFESSIONALS	95,168.00	.00	5,694.83	5,694.83	89,473.17	5.98
112 PARAPROFESSIONALS	.00	.00	4,869.83	4,869.83	-4,869.83	.00
211 HEALTH CARE PROFESSIONAL	25,603.00	.00	.00	.00	25,603.00	.00
212 HEALTH CARE PARAPROFESSIONALS	.00	.00	1,982.76	1,982.76	-1,982.76	.00
221 FICA PROFESSIONAL	.00	.00	477.09	477.09	-477.09	.00
222 FICA PARAPROFESSIONAL	.00	.00	367.19	367.19	-367.19	.00
231 RETIREMENT PROFESSIONAL	.00	.00	562.52	562.52	-562.52	.00
232 RETIREMENT PARAPROFESSIONALS	.00	.00	481.04	481.04	-481.04	.00
281 HEALTH BENEFITS FOR TEACHERS	.00	.00	541.67	541.67	-541.67	.00
610 GENERAL SUPPLIES	25,000.00	1,000.00	895.29	895.29	23,104.71	7.58
733 FURNITURE AND FIXTURES	5,782.00	.00	915.00	915.00	4,867.00	15.82
890 MISCELLANEOUS EXPENDITURES	3,447.00	.00	.00	.00	3,447.00	.00
3540 PRE SCHOOL GRANT	155,000.00	1,000.00	16,787.22	16,787.22	137,212.78	11.48
3541 SIXPENCE-EARLY CHILDHOOD ENDOWMENT						
116 PROFESSIONAL NON-CERTIFIED	132,888.00	.00	11,949.72	11,949.72	120,938.28	8.99
216 HEALTH CARE NC PROFESSIONAL	.00	.00	1,508.86	1,508.86	-1,508.86	.00
222 FICA PARAPROFESSIONAL	38,941.00	.00	.00	.00	38,941.00	.00
226 FICA NC PROFESSIONAL	.00	.00	908.47	908.47	-908.47	.00
236 RETIREMENT NC PROFESSIONAL	.00	.00	1,180.37	1,180.37	-1,180.37	.00
333 MILEAGE STAFF	.00	.00	125.94	125.94	-125.94	.00
340 OTHER PROFESSIONAL SERVICES	3,000.00	.00	.00	.00	3,000.00	.00
382 DISTANCE EDUCATION ONLY	.00	.00	83.19	83.19	-83.19	.00
610 GENERAL SUPPLIES	13,593.00	499.90	.00	.00	13,093.10	3.68
733 FURNITURE AND FIXTURES	2,756.00	.00	.00	.00	2,756.00	.00
3541 SIXPENCE-EARLY CHILDHOOD ENDOWMENT	191,178.00	499.90	15,756.55	15,756.55	174,921.55	8.50
3590 BSB						
610 GENERAL SUPPLIES	.00	.00	398.80	398.80	-398.80	.00
3590 BSB	.00	.00	398.80	398.80	-398.80	.00
3500 STATE CATEGORICAL PROGRAMS	368,877.00	1,799.90	34,117.46	34,117.46	332,959.64	9.74
4000 UNOBLIGATED GRANT FUNDS						
4000 1-OTHER FEDERAL PROGRAMS						
100 BUDGET-PRIVATE DONATIONS	60,000.00	.00	.00	.00	60,000.00	.00
101 BUDGET-FEDERAL GRANTRS	991,286.00	.00	.00	.00	991,286.00	.00
4000 1-OTHER FEDERAL PROGRAMS	1,051,286.00	.00	.00	.00	1,051,286.00	.00
4000 UNOBLIGATED GRANT FUNDS	1,051,286.00	.00	.00	.00	1,051,286.00	.00
6200 ESSA-TITLE						
6200 ESSA GRANT						
111 TEACHERS/PROFESSIONALS	661,440.00	.00	34,819.71	34,819.71	626,620.29	5.26
112 PARAPROFESSIONALS	149,353.00	.00	12,277.69	12,277.69	137,075.31	8.22
211 HEALTH CARE PROFESSIONAL	28,082.00	.00	1,883.63	1,883.63	26,198.37	6.71

For 09/02/22 - 09/30/22

Expenditure Summary Report

FJEXS01A

Periods 01 - 01

Report by Program

Month End Report 04

Account No/Description	Adjusted Budget	Y-T-D Encumb	Period Expended	Y-T-D Expended	Available Balance	Percent Used
6200 ESSA-TITLE						
6200 ESSA GRANT						
212 HEALTH CARE PARAPROFESSIONALS	7,273.00	.00	1,982.76	1,982.76	5,290.24	27.26
221 FICA PROFESSIONAL	41,973.00	.00	2,822.09	2,822.09	39,150.91	6.72
222 FICA PARAPROFESSIONAL	9,658.00	.00	917.18	917.18	8,740.82	9.50
231 RETIREMENT PROFESSIONAL	54,196.00	.00	3,439.42	3,439.42	50,756.58	6.35
232 RETIREMENT PARAPROFESSIONALS	12,472.00	.00	1,212.76	1,212.76	11,259.24	9.72
281 HEALTH BENEFITS FOR TEACHERS	26,000.00	.00	2,708.35	2,708.35	23,291.65	10.42
6200 ESSA GRANT	990,447.00	.00	62,063.59	62,063.59	928,383.41	6.27
6200 ESSA-TITLE	990,447.00	.00	62,063.59	62,063.59	928,383.41	6.27
6300 ESSA-TITLE II						
6310 TITLE II-ESSA						
111 TEACHERS/PROFESSIONALS	112,805.00	.00	8,526.00	8,526.00	104,279.00	7.56
211 HEALTH CARE PROFESSIONAL	.00	.00	2,314.01	2,314.01	-2,314.01	.00
221 FICA PROFESSIONAL	6,094.00	.00	647.81	647.81	5,446.19	10.63
231 RETIREMENT PROFESSIONAL	7,869.00	.00	842.18	842.18	7,026.82	10.70
610 GENERAL SUPPLIES	35,992.00	.00	.00	.00	35,992.00	.00
6310 TITLE II-ESSA	162,760.00	.00	12,330.00	12,330.00	150,430.00	7.58
6300 ESSA-TITLE II	162,760.00	.00	12,330.00	12,330.00	150,430.00	7.58
6400 IDEA						
6406 IDEA PRESCHOOL						
111 TEACHERS/PROFESSIONALS	24,217.00	.00	4,806.43	4,806.43	19,410.57	19.85
211 HEALTH CARE PROFESSIONAL	.00	.00	1,795.59	1,795.59	-1,795.59	.00
221 FICA PROFESSIONAL	6,993.00	.00	363.86	363.86	6,629.14	5.20
231 RETIREMENT PROFESSIONAL	.00	.00	474.77	474.77	-474.77	.00
6406 IDEA PRESCHOOL	31,210.00	.00	7,440.65	7,440.65	23,769.35	23.84
6408 IDEA-BASE ENROLLMENT POVERTY						
110 CLERICAL BUSDRIVERS	46,006.00	.00	.00	.00	46,006.00	.00
111 TEACHERS/PROFESSIONALS	692,230.00	.00	52,424.85	52,424.85	639,805.15	7.57
112 PARAPROFESSIONALS	38,603.00	.00	2,027.38	2,027.38	36,575.62	5.25
116 PROFESSIONAL NON-CERTIFIED	56,595.00	.00	4,946.33	4,946.33	51,648.67	8.74
211 HEALTH CARE PROFESSIONAL	.00	.00	7,320.13	7,320.13	-7,320.13	.00
216 HEALTH CARE NC PROFESSIONAL	.00	.00	612.52	612.52	-612.52	.00
221 FICA PROFESSIONAL	46,843.00	.00	4,020.89	4,020.89	42,822.11	8.58
222 FICA PARAPROFESSIONAL	.00	.00	154.39	154.39	-154.39	.00
226 FICA NC PROFESSIONAL	4,178.00	.00	376.28	376.28	3,801.72	9.01
231 RETIREMENT PROFESSIONAL	60,487.00	.00	5,178.45	5,178.45	55,308.55	8.56
232 RETIREMENT PARAPROFESSIONALS	.00	.00	200.26	200.26	-200.26	.00
236 RETIREMENT NC PROFESSIONAL	5,395.00	.00	488.58	488.58	4,906.42	9.06
281 HEALTH BENEFITS FOR TEACHERS	.00	.00	1,625.01	1,625.01	-1,625.01	.00
6408 IDEA-BASE ENROLLMENT POVERTY	950,337.00	.00	79,375.07	79,375.07	870,961.93	8.35
6412 IDEA PROPORTIONATE SHARE						
111 TEACHERS/PROFESSIONALS	41,208.00	.00	2,245.40	2,245.40	38,962.60	5.45
211 HEALTH CARE PROFESSIONAL	.00	.00	1,863.67	1,863.67	-1,863.67	.00
221 FICA PROFESSIONAL	11,951.00	.00	168.46	168.46	11,782.54	1.41
231 RETIREMENT PROFESSIONAL	.00	.00	221.80	221.80	-221.80	.00
6412 IDEA PROPORTIONATE SHARE	53,159.00	.00	4,499.33	4,499.33	48,659.67	8.46
6415 IDEA SPECIAL PROGRAMS						
340 OTHER PROFESSIONAL SERVICES	11,000.00	.00	.00	.00	11,000.00	.00

For 09/02/22 - 09/30/22

Expenditure Summary Report

FJEXS01A

Periods 01 - 01

Report by Program

Month End Report 04

Account No/Description	Adjusted Budget	Y-T-D Encumb	Period Expended	Y-T-D Expended	Available Balance	Percent Used
6400 IDEA						
6415 IDEA SPECIAL PROGRAMS						
610 GENERAL SUPPLIES	20,628.00	.00	.00	.00	20,628.00	.00
6415 IDEA SPECIAL PROGRAMS	31,628.00	.00	.00	.00	31,628.00	.00
6416 PLANNING REGION						
610 GENERAL SUPPLIES	.00	515.00	519.08	519.08	-1,034.08	.00
6416 PLANNING REGION	.00	515.00	519.08	519.08	-1,034.08	.00
6421 ARP IDEA PART B						
112 PARAPROFESSIONALS	.00	.00	11,580.62	11,580.62	-11,580.62	.00
212 HEALTH CARE PARAPROFESSIONALS	.00	.00	1,982.76	1,982.76	-1,982.76	.00
222 FICA PARAPROFESSIONAL	.00	.00	854.12	854.12	-854.12	.00
232 RETIREMENT PARAPROFESSIONALS	.00	.00	1,143.92	1,143.92	-1,143.92	.00
6421 ARP IDEA PART B	.00	.00	15,561.42	15,561.42	-15,561.42	.00
6400 IDEA	1,066,334.00	515.00	107,395.55	107,395.55	958,423.45	10.12
6600 OTHER FEDERAL SERV-NON CATEGORICAL						
6690 OTHER FEDERAL EXPENDITURES						
112 PARAPROFESSIONALS	21,495.00	.00	2,382.08	2,382.08	19,112.92	11.08
212 HEALTH CARE PARAPROFESSIONALS	.00	.00	660.92	660.92	-660.92	.00
222 FICA PARAPROFESSIONAL	1,645.00	.00	182.23	182.23	1,462.77	11.08
232 RETIREMENT PARAPROFESSIONALS	2,123.00	.00	235.30	235.30	1,887.70	11.08
6690 OTHER FEDERAL EXPENDITURES	25,263.00	.00	3,460.53	3,460.53	21,802.47	13.70
6600 OTHER FEDERAL SERV-NON CATEGORICAL	25,263.00	.00	3,460.53	3,460.53	21,802.47	13.70
6700 CARL PERKINS FUNDS						
6700 CARL PERKINS						
151 INCENTIVE PROFESSIONAL STAFF	6,363.00	.00	.00	.00	6,363.00	.00
221 FICA PROFESSIONAL	1,125.00	.00	.00	.00	1,125.00	.00
340 OTHER PROFESSIONAL SERVICES	8,040.00	.00	.00	.00	8,040.00	.00
580 TRAVEL;MEAL,HOTEL,RENTAL	850.00	.00	.00	.00	850.00	.00
610 GENERAL SUPPLIES	36,832.00	6,661.29	.00	.00	30,170.71	18.09
640 BOOKS/PERIODICALS	.00	5,255.25	.00	.00	-5,255.25	.00
643 WEB/CLOUD BASED SOFTWARE	.00	4,550.00	3,000.00	3,000.00	-7,550.00	.00
733 FURNITURE AND FIXTURES	.00	21,596.77	.00	.00	-21,596.77	.00
6700 CARL PERKINS	53,210.00	38,063.31	3,000.00	3,000.00	12,146.69	77.17
6700 CARL PERKINS FUNDS	53,210.00	38,063.31	3,000.00	3,000.00	12,146.69	77.17
6900 FEDERAL SERV-CATEGORICAL						
6968 21ST CENTURY						
110 CLERICAL BUSDRIVERS	2,890.00	.00	.00	.00	2,890.00	.00
112 PARAPROFESSIONALS	106,215.00	.00	941.18	941.18	105,273.82	.89
116 PROFESSIONAL NON-CERTIFIED	15,645.00	.00	.00	.00	15,645.00	.00
212 HEALTH CARE PARAPROFESSIONALS	4,483.00	.00	138.72	138.72	4,344.28	3.09
222 FICA PARAPROFESSIONAL	4,332.00	.00	70.14	70.14	4,261.86	1.62
226 FICA NC PROFESSIONAL	10,673.00	.00	.00	.00	10,673.00	.00
232 RETIREMENT PARAPROFESSIONALS	5,594.00	.00	82.02	82.02	5,511.98	1.47
340 OTHER PROFESSIONAL SERVICES	3,626.00	.00	.00	.00	3,626.00	.00
610 GENERAL SUPPLIES	1,792.00	.00	.00	.00	1,792.00	.00
6968 21ST CENTURY	155,250.00	.00	1,232.06	1,232.06	154,017.94	.79
6969 TITLE IV						
116 PROFESSIONAL NON-CERTIFIED	15,910.00	.00	.00	.00	15,910.00	.00

For 09/02/22 - 09/30/22

Expenditure Summary Report

FJEXS01A

Periods 01 - 01

Report by Program

Month End Report 04

Account No/Description	Adjusted Budget	Y-T-D Encumb	Period Expended	Y-T-D Expended	Available Balance	Percent Used
6900 FEDERAL SERV-CATEGORICAL						
6969 TITLE IV						
151 INCENTIVE PROFESSIONAL STAFF	23,977.00	.00	4,007.28	4,007.28	19,969.72	16.71
211 HEALTH CARE PROFESSIONAL	2,151.00	.00	601.03	601.03	1,549.97	27.94
221 FICA PROFESSIONAL	6,301.00	.00	300.95	300.95	6,000.05	4.78
231 RETIREMENT PROFESSIONAL	2,306.00	.00	331.57	331.57	1,974.43	14.38
610 GENERAL SUPPLIES	14,243.00	.00	.00	.00	14,243.00	.00
733 FURNITURE AND FIXTURS	.00	844.40	28,740.00	28,740.00	-29,584.40	.00
6969 TITLE IV	64,888.00	844.40	33,980.83	33,980.83	30,062.77	53.67
6990 OTHER FEDERAL PROGRAMS						
116 PROFESSIONAL NON-CERTIFIED	120,582.00	.00	13,283.38	13,283.38	107,298.62	11.02
151 INCENTIVE PROFESSIONAL STAFF	.00	.00	97.67	97.67	-97.67	.00
211 HEALTH CARE PROFESSIONAL	.00	.00	21.72	21.72	-21.72	.00
216 HEALTH CARE NC PROFESSIONAL	14,976.00	.00	3,727.34	3,727.34	11,248.66	24.89
221 FICA PROFESSIONAL	.00	.00	7.09	7.09	-7.09	.00
226 FICA NC PROFESSIONAL	8,683.00	.00	993.23	993.23	7,689.77	11.44
231 RETIREMENT PROFESSIONAL	.00	.00	9.65	9.65	-9.65	.00
236 RETIREMENT NC PROFESSIONAL	11,212.00	.00	1,312.11	1,312.11	9,899.89	11.70
610 GENERAL SUPPLIES	.00	.00	77.60	77.60	-77.60	.00
6990 OTHER FEDERAL PROGRAMS	155,453.00	.00	19,529.79	19,529.79	135,923.21	12.56
6991						
116 PROFESSIONAL NON-CERTIFIED	.00	.00	595.24	595.24	-595.24	.00
216 HEALTH CARE NC PROFESSIONAL	.00	.00	62.34	62.34	-62.34	.00
226 FICA NC PROFESSIONAL	.00	.00	44.36	44.36	-44.36	.00
236 RETIREMENT NC PROFESSIONAL	.00	.00	58.80	58.80	-58.80	.00
6991	.00	.00	760.74	760.74	-760.74	.00
6993						
116 PROFESSIONAL NON-CERTIFIED	.00	.00	2,217.38	2,217.38	-2,217.38	.00
216 HEALTH CARE NC PROFESSIONAL	.00	.00	232.23	232.23	-232.23	.00
226 FICA NC PROFESSIONAL	.00	.00	165.25	165.25	-165.25	.00
236 RETIREMENT NC PROFESSIONAL	.00	.00	219.02	219.02	-219.02	.00
6993	.00	.00	2,833.88	2,833.88	-2,833.88	.00
6994						
116 PROFESSIONAL NON-CERTIFIED	.00	.00	2,975.33	2,975.33	-2,975.33	.00
226 FICA NC PROFESSIONAL	.00	.00	227.61	227.61	-227.61	.00
236 RETIREMENT NC PROFESSIONAL	.00	.00	293.90	293.90	-293.90	.00
6994	.00	.00	3,496.84	3,496.84	-3,496.84	.00
6997 PROGRAMS						
110 CLERICAL_BUSDRIVERS	73,859.00	.00	10,201.42	10,201.42	63,657.58	13.81
111 TEACHERS/PROFESSIONALS	362,090.00	.00	.00	.00	362,090.00	.00
116 PROFESSIONAL NON-CERTIFIED	.00	.00	18,727.98	18,727.98	-18,727.98	.00
156 SALARIES-PROFESSIONAL NON CERTIFIED	.00	.00	2,958.00	2,958.00	-2,958.00	.00
210 HEALTH CARE NON-INSTRUCTIONAL	14,976.00	.00	2,544.55	2,544.55	12,431.45	16.99
216 HEALTH CARE NC PROFESSIONAL	.00	.00	2,936.98	2,936.98	-2,936.98	.00
220 FICA NON INSTRUCTIONAL	6,513.00	.00	771.04	771.04	5,741.96	11.84
221 FICA PROFESSIONAL	22,036.00	.00	.00	.00	22,036.00	.00
226 FICA NC PROFESSIONAL	.00	.00	1,642.53	1,642.53	-1,642.53	.00
230 RETIREMENT NON INSTRUCTIONAL	8,412.00	.00	1,007.68	1,007.68	7,404.32	11.98
231 RETIREMENT PROFESSIONAL	28,454.00	.00	.00	.00	28,454.00	.00
236 RETIREMENT NC PROFESSIONAL	.00	.00	2,142.10	2,142.10	-2,142.10	.00

North Platte Public School District

For 09/02/22 - 09/30/22

Expenditure Summary Report

FJEXS01A

Periods 01 - 01

Report by Program

Month End Report 04

<u>Account No/Description</u>	<u>Adjusted Budget</u>	<u>Y-T-D Encumb</u>	<u>Period Expended</u>	<u>Y-T-D Expended</u>	<u>Available Balance</u>	<u>Percent Used</u>
6900 FEDERAL SERV-CATEGORICAL						
6997 PROGRAMS						
281 HEALTH BENEFITS FOR TEACHERS	6,500.00	.00	.00	.00	6,500.00	.00
610 GENERAL SUPPLIES	347,320.00	.00	.00	.00	347,320.00	.00
6997 PROGRAMS	870,160.00	.00	42,932.28	42,932.28	827,227.72	4.93
6998 ESSERS III						
110 CLERICAL_BUSDRIVERS	178,997.00	.00	.00	.00	178,997.00	.00
111 TEACHERS/PROFESSIONALS	1,828,762.00	.00	18,404.40	18,404.40	1,810,357.60	1.01
116 PROFESSIONAL NON-CERTIFIED	82,530.00	.00	.00	.00	82,530.00	.00
211 HEALTH CARE PROFESSIONAL	.00	.00	1,250.83	1,250.83	-1,250.83	.00
220 FICA NON INSTRUCTIONAL	51,909.00	.00	.00	.00	51,909.00	.00
221 FICA PROFESSIONAL	530,341.00	.00	1,470.17	1,470.17	528,870.83	.28
226 FICA NC PROFESSIONAL	23,933.00	.00	.00	.00	23,933.00	.00
231 RETIREMENT PROFESSIONAL	.00	.00	1,817.96	1,817.96	-1,817.96	.00
281 HEALTH BENEFITS FOR TEACHERS	.00	.00	1,083.34	1,083.34	-1,083.34	.00
340 OTHER PROFESSIONAL SERVICES	70,000.00	20,955.00	26,314.00	26,314.00	22,731.00	67.53
610 GENERAL SUPPLIES	1,222,756.00	26,086.66	160,258.00	160,258.00	1,036,411.34	15.24
732 VEHICLS:SEE DESCRIPTION	362,400.00	.00	.00	.00	362,400.00	.00
6998 ESSERS III	4,351,628.00	47,041.66	210,598.70	210,598.70	4,093,987.64	5.92
6900 FEDERAL SERV-CATEGORICAL	5,597,379.00	47,886.06	315,365.12	315,365.12	5,234,127.82	6.49
8000 TRANSFERS						
8000 TRANSFERS (OUTGOING)						
913 TRANSFERS TO ACTIVITY FUND	100,000.00	.00	18,000.00	18,000.00	82,000.00	18.00
8000 TRANSFERS (OUTGOING)	100,000.00	.00	18,000.00	18,000.00	82,000.00	18.00
8000 TRANSFERS	100,000.00	.00	18,000.00	18,000.00	82,000.00	18.00
01 GENERAL FUND	52,972,410.80	631,300.22	4,495,472.90	4,495,472.90	47,845,637.68	9.68

North Platte Public Schools  
Operating Fund  
September 2022

Check No	Check Date	Vendor Name	Check Amount
	<b>9/20/22</b>	<b>Payroll</b>	<b>\$1,724,051.20</b>
<a href="#">00003392</a>	9/20/2022	VISION SERVICE PLAN	\$4,600.09
<a href="#">00003394</a>	9/20/2022	AMERICAN FAMILY LIFE ASSURANCE CO.	\$4,525.88
<a href="#">00003395</a>	9/20/2022	NEBRASKA CHILD SUPPORT PAYMENT CENTER	\$1,354.00
<a href="#">00003396</a>	9/20/2022	NATIONWIDE	\$20,495.49
<a href="#">00003397</a>	9/20/2022	AMERICAN FIDELITY ASSURANCE CO.	\$13,793.72
<a href="#">00003399</a>	9/20/2022	AMERICAN FIDELITY	\$2,917.04
<a href="#">00003400</a>	9/20/2022	INTERNAL REVENUE SERVICE	\$571,606.49
<a href="#">00633108</a>	9/7/2022	BODY WORX, INC	\$15,088.48
<a href="#">00633109</a>	9/7/2022	COCA-COLA/PREMIUM FOOD & BEVERAGE	\$229.50
<a href="#">00633110</a>	9/7/2022	US CELLULAR	\$267.40
<a href="#">00633111</a>	9/8/2022	BARRON, ASHLEY	\$240.00
<a href="#">00633112</a>	9/8/2022	BARRON, ASHLEY	\$100.00
<a href="#">00633113</a>	9/8/2022	BERLINER, AMBER	\$130.00
<a href="#">00633114</a>	9/8/2022	HASTINGS HIGH SCHOOL	\$100.00
<a href="#">00633115</a>	9/8/2022	ILIFF, BROCK	\$340.00
<a href="#">00633116</a>	9/8/2022	ILIFF, CURTIS E.	\$340.00
<a href="#">00633117</a>	9/8/2022	JENNER, JERRY	\$154.00
<a href="#">00633118</a>	9/8/2022	KEARNEY HIGH SCHOOL	\$130.00
<a href="#">00633119</a>	9/8/2022	LINCOLN SOUTHEAST HIGH SCHOOL	\$200.00
<a href="#">00633120</a>	9/8/2022	LOOS, RICHARD	\$264.00
<a href="#">00633121</a>	9/8/2022	LOU'S SPORTING GOODS	\$5,940.00
<a href="#">00633122</a>	9/8/2022	LOU'S SPORTING GOODS	\$1,854.68
<a href="#">00633123</a>	9/8/2022	MORITZ, TODD	\$295.00
<a href="#">00633124</a>	9/8/2022	NEBRASKA SKILLS USA	\$350.00
<a href="#">00633125</a>	9/8/2022	RYLAND, TRACY	\$240.00
<a href="#">00633126</a>	9/8/2022	SIMONTON, PAUL	\$229.00
<a href="#">00633127</a>	9/8/2022	SIMONTON, PAUL	\$164.00
<a href="#">00633128</a>	9/8/2022	SWEDBERG, COLLIN	\$65.00
<a href="#">00633129</a>	9/8/2022	SWEDBERG, LANDON	\$65.00
<a href="#">00633130</a>	9/8/2022	SWEDBERG, LANE	\$65.00
<a href="#">00633132</a>	9/8/2022	WILKENING, CLINTON	\$214.00
<a href="#">00633133</a>	9/9/2022	AMERICAN FENCE COMPANY	\$5,733.00
<a href="#">00633134</a>	9/9/2022	COHAGEN TRANSFER AND STORAGE	\$2,178.00
<a href="#">00633135</a>	9/9/2022	HOMETOWN LEASING	\$5,218.92
<a href="#">00633136</a>	9/9/2022	KEARNEY TOWING AND REPAIR	\$828.69
<a href="#">00633137</a>	9/9/2022	DEERE CREDIT, INC	\$695.00

<a href="#">00633138</a>	9/9/2022	COCA-COLA/PREMIUM FOOD & BEVERAGE	\$538.60
<a href="#">00633139</a>	9/9/2022	ARTHUR'S PIZZA	\$389.00
<a href="#">00633140</a>	9/9/2022	GUNDERSON, DAVID	\$279.00
<a href="#">00633141</a>	9/9/2022	LINCOLN SOUTHWEST HIGH SCHOOL	\$110.00
<a href="#">00633142</a>	9/9/2022	LOU'S SPORTING GOODS	\$494.06
<a href="#">00633143</a>	9/9/2022	LOU'S SPORTING GOODS	\$249.48
<a href="#">00633144</a>	9/9/2022	MCCOOK PUBLIC SCHOOL	\$80.00
<a href="#">00633145</a>	9/9/2022	HINTON'S LOCK & ALARM	\$1,680.00
<a href="#">00633146</a>	9/9/2022	LEARN 21	\$5,320.00
<a href="#">00633147</a>	9/9/2022	SGH CONCEPTS	\$271,368.00
<a href="#">00633148</a>	9/9/2022	SOLIANT HEALTH, LLC	\$28,075.78
<a href="#">00633149</a>	9/12/2022	BRADY, CLINTON F.	\$120.00
<a href="#">00633150</a>	9/12/2022	CARTER, ERIC	\$120.00
<a href="#">00633151</a>	9/12/2022	HASTINGS HIGH SCHOOL	\$30.00
<a href="#">00633152</a>	9/12/2022	KLEINOW, TRENTON	\$120.00
<a href="#">00633153</a>	9/12/2022	KRULL, CHRIS	\$120.00
<a href="#">00633154</a>	9/12/2022	LINCOLN SOUTHEAST HIGH SCHOOL	\$135.00
<a href="#">00633155</a>	9/12/2022	PETTERA, TANNER	\$120.00
<a href="#">00633156</a>	9/13/2022	CLANG, GARY	\$25.00
<a href="#">00633157</a>	9/13/2022	CULLIGAN	\$59.00
<a href="#">00633158</a>	9/13/2022	SNELL SERVICES INC	\$5,359.00
<a href="#">00633159</a>	9/13/2022	TELEGRAPH	\$28.97
<a href="#">00633160</a>	9/13/2022	GREENLEE, HERBERT	\$300.25
<a href="#">00633161</a>	9/13/2022	NORTHWESTERN PUBLIC SERVICE	\$1,947.60
<a href="#">00633162</a>	9/14/2022	HOMETOWN LEASING	\$6,367.20
<a href="#">00633163</a>	9/14/2022	SODEXO INC & AFFILIATES	\$6,059.85
<a href="#">00633164</a>	9/14/2022	BARRON, ASHLEY	\$90.00
<a href="#">00633165</a>	9/14/2022	CASH-WA DISTRIBUTING CO.	\$1,129.16
<a href="#">00633166</a>	9/14/2022	COCA-COLA/PREMIUM FOOD & BEVERAGE	\$2,248.39
<a href="#">00633167</a>	9/14/2022	HASTINGS HIGH SCHOOL	\$150.00
<a href="#">00633168</a>	9/14/2022	OGALLALA HIGH SCHOOL	\$70.00
<a href="#">00633169</a>	9/14/2022	OSEKA, JACOB	\$50.00
<a href="#">00633170</a>	9/14/2022	SWEDBERG, LANDON	\$50.00
<a href="#">00633171</a>	9/14/2022	WHITETAIL SCREEN PRINT	\$105.00
<a href="#">00633172</a>	9/14/2022	US BANK	\$516,489.54
<a href="#">00633173</a>	9/15/2022	BRADY, CLINTON F.	\$60.00
<a href="#">00633174</a>	9/15/2022	CASH-WA DISTRIBUTING CO.	\$273.00
<a href="#">00633175</a>	9/15/2022	KLEINOW, TRENTON	\$60.00
<a href="#">00633176</a>	9/15/2022	LEE, HEATHER	\$60.00
<a href="#">00633177</a>	9/15/2022	LOU'S SPORTING GOODS	\$1,084.33
<a href="#">00633178</a>	9/15/2022	LOU'S SPORTING GOODS	\$385.58
<a href="#">00633179</a>	9/15/2022	PETTERA, TANNER	\$60.00

<a href="#">00633180</a>	9/15/2022	TRUMBULL, ERIC M.	\$60.00
<a href="#">00633181</a>	9/19/2022	RUTT'S HEATING AND AIR CONDITIONING INC	\$22,701.56
<a href="#">00633182</a>	9/19/2022	SODEXO INC & AFFILIATES	\$176,607.03
<a href="#">00633183</a>	9/19/2022	US BANK VOYAGER FLEET SYSTEMS	\$8,394.69
<a href="#">00633184</a>	9/19/2022	VERIZON WIRELESS	\$83.07
<a href="#">00633185</a>	9/19/2022	DUNDY COUNTY STRATTON HIGH SCHOOL	\$75.00
<a href="#">00633186</a>	9/19/2022	GOTHENBURG PUBLIC SCHOOLS	\$130.00
<a href="#">00633187</a>	9/19/2022	GOTHENBURG PUBLIC SCHOOLS	\$35.00
<a href="#">00633188</a>	9/19/2022	HASTINGS HIGH SCHOOL	\$50.00
<a href="#">00633189</a>	9/19/2022	KIRBY, JANE	\$201.00
<a href="#">00633190</a>	9/19/2022	KIRBY, JANE	\$266.00
<a href="#">00633191</a>	9/19/2022	LOU'S SPORTING GOODS	\$743.54
<a href="#">00633192</a>	9/20/2022	ACCELERATED RECEIVABLES SOLUTIONS	\$215.26
<a href="#">00633193</a>	9/20/2022	ACCELERATED RECEIVABLES SOLUTIONS	\$271.08
<a href="#">00633194</a>	9/20/2022	ACCELERATED RECEIVABLES SOLUTIONS	\$380.43
<a href="#">00633195</a>	9/20/2022	CREDIT ACCEPTANCE CORPORATION	\$248.67
<a href="#">00633196</a>	9/20/2022	CREDIT MANAGEMENT SERVICES INC	\$172.33
<a href="#">00633197</a>	9/20/2022	CREDIT MANAGEMENT SERVICES INC	\$184.65
<a href="#">00633198</a>	9/20/2022	ERIN M. MCCARTNEY, CHAPTER 13 TRUSTEE	\$1,300.00
<a href="#">00633199</a>	9/20/2022	ERIN M. MCCARTNEY, CHAPTER 13 TRUSTEE	\$415.00
<a href="#">00633200</a>	9/20/2022	FIRST NATIONAL BANK OF OMAHA	\$387.32
<a href="#">00633201</a>	9/20/2022	MADISION NATIONAL LIFE	\$2,613.50
<a href="#">00633202</a>	9/20/2022	MFG FINANCIAL, INC.	\$443.64
<a href="#">00633203</a>	9/20/2022	NATIONAL INSURANCE SERVICES	\$4,318.70
<a href="#">00633204</a>	9/20/2022	NORTH PLATTE PUBLIC SCHOOLS FOUNDATIO	\$1,937.07
<a href="#">00633205</a>	9/20/2022	STATEWIDE COLLECTION, LLC	\$358.40
<a href="#">00633206</a>	9/20/2022	STATEWIDE COLLECTION, LLC	\$1,324.40
<a href="#">00633207</a>	9/19/2022	BARRON, ASHLEY	\$90.00
<a href="#">00633208</a>	9/19/2022	BARRON, ASHLEY	\$65.00
<a href="#">00633209</a>	9/19/2022	BOEKA, JEFF	\$50.00
<a href="#">00633211</a>	9/19/2022	GOTHENBURG PUBLIC SCHOOLS	\$130.00
<a href="#">00633212</a>	9/19/2022	OSEKA, JACOB	\$50.00
<a href="#">00633213</a>	9/19/2022	RYLAND, GABRIEL	\$90.00
<a href="#">00633214</a>	9/19/2022	SIMONTON, PAUL	\$160.00
<a href="#">00633215</a>	9/19/2022	SWEDBERG, LANDON	\$50.00
<a href="#">00633216</a>	9/19/2022	WILKENING, CLINTON	\$149.00
<a href="#">00633217</a>	9/20/2022	COMMUNITY PLAYTHINGS	\$915.00
<a href="#">00633218</a>	9/20/2022	MCKINLEY EDUCATION CENTER	\$9,565.34
<a href="#">00633219</a>	9/20/2022	RASCAL'S DJ SERVICE	\$500.00
<a href="#">00633220</a>	9/20/2022	VERIZON WIRELESS	\$1,305.79
<a href="#">00633221</a>	9/21/2022	ARENSDORF, BRET	\$322.47
<a href="#">00633222</a>	9/21/2022	HIGHBERGER, CARLA	\$213.42

<a href="#">00633223</a>	9/21/2022	MONTOYA, VICTOR	\$443.64
<a href="#">00633224</a>	9/22/2022	ANDERSON, GLORIA R.	\$210.00
<a href="#">00633225</a>	9/22/2022	BERLINER, AMBER	\$140.00
<a href="#">00633226</a>	9/22/2022	CASH-WA DISTRIBUTING CO.	\$486.55
<a href="#">00633227</a>	9/22/2022	COCA-COLA/PREMIUM FOOD & BEVERAGE	\$1,843.24
<a href="#">00633228</a>	9/22/2022	GOTHENBURG PUBLIC SCHOOLS	\$150.00
<a href="#">00633229</a>	9/22/2022	JENNER, JERRY	\$154.00
<a href="#">00633230</a>	9/22/2022	KEARNEY HIGH SCHOOL	\$40.00
<a href="#">00633231</a>	9/22/2022	KEARNEY HIGH SCHOOL	\$200.00
<a href="#">00633232</a>	9/22/2022	MCCOOK PUBLIC SCHOOL	\$125.00
<a href="#">00633233</a>	9/22/2022	RYLAND, TRACY	\$70.00
<a href="#">00633234</a>	9/22/2022	SIMONTON, PAUL	\$160.00
<a href="#">00633235</a>	9/22/2022	WHITETAIL SCREEN PRINT	\$432.50
<a href="#">00633236</a>	9/22/2022	WHITETAIL SCREEN PRINT	\$900.00
<a href="#">00633237</a>	9/22/2022	BLUE CROSS/BLUE SHIELD OF NEBRASKA	\$428,996.18
<a href="#">00633238</a>	9/26/2022	ANDERSON, SCOTT	\$125.00
<a href="#">00633239</a>	9/26/2022	BARRON, ASHLEY	\$180.00
<a href="#">00633240</a>	9/26/2022	BOEKA, JEFF	\$60.00
<a href="#">00633241</a>	9/26/2022	BRADY, CLINTON F.	\$60.00
<a href="#">00633242</a>	9/26/2022	CARTER, ERIC	\$60.00
<a href="#">00633243</a>	9/26/2022	GERING PUBLIC SCHOOLS	\$50.00
<a href="#">00633244</a>	9/26/2022	KLEINOW, TRENTON	\$60.00
<a href="#">00633245</a>	9/26/2022	KRULL, CHRIS	\$60.00
<a href="#">00633246</a>	9/26/2022	KRULL, CHRIS	\$60.00
<a href="#">00633247</a>	9/26/2022	MOORE, JEFF	\$60.00
<a href="#">00633248</a>	9/26/2022	MOORE, LAYNE	\$125.00
<a href="#">00633249</a>	9/26/2022	NORTH PLATTE EDUCATION ASSOCIATION	\$85.65
<a href="#">00633250</a>	9/26/2022	OSEKA, JACOB	\$60.00
<a href="#">00633251</a>	9/26/2022	PETTERA, TANNER	\$60.00
<a href="#">00633252</a>	9/26/2022	SCHUKAR, SCOTT	\$125.00
<a href="#">00633253</a>	9/26/2022	SODEXO INC & AFFILIATES	\$45.00
<a href="#">00633254</a>	9/26/2022	TRUMBULL, ERIC M.	\$60.00
<a href="#">00633255</a>	9/26/2022	VALLEAU, TIMOTHY M.	\$125.00
<a href="#">00633256</a>	9/27/2022	CITY OF NORTH PLATTE	\$75,000.00
<a href="#">00633257</a>	9/27/2022	NEBRASKA PORTRAITS	\$4,350.00
<a href="#">00633258</a>	9/27/2022	NORTHWESTERN PUBLIC SERVICE	\$64.12
<a href="#">00633259</a>	9/28/2022	CASH-WA DISTRIBUTING CO.	\$467.93
<a href="#">00633260</a>	9/28/2022	COCA-COLA/PREMIUM FOOD & BEVERAGE	\$648.00
<a href="#">00633261</a>	9/28/2022	HASTINGS HIGH SCHOOL	\$75.00
<a href="#">00633262</a>	9/28/2022	IVEY, MITCH	\$125.00
<a href="#">00633263</a>	9/28/2022	LOU'S SPORTING GOODS	\$206.54
<a href="#">00633264</a>	9/28/2022	PLATTE VALLEY GIRLS SOFTBALL ASSOC	\$400.00

<a href="#">00633265</a>	9/28/2022	SCOTTSBLUFF HIGH SCHOOL	\$125.00
<a href="#">00633266</a>	9/30/2022	BRADY, CLINTON F.	\$60.00
<a href="#">00633267</a>	9/30/2022	KLEINOW, TRENTON	\$60.00
<a href="#">00633268</a>	9/30/2022	LEE, HEATHER	\$60.00
<a href="#">00633269</a>	9/30/2022	PETTERA, TANNER	\$60.00
<a href="#">00633270</a>	9/30/2022	SODEXO INC & AFFILIATES	\$234.00
<a href="#">00633271</a>	9/30/2022	TRUMBULL, ERIC M.	\$60.00
<a href="#">00633272</a>	9/29/2022	BLUE CROSS/BLUE SHIELD OF NEBRASKA	\$428,044.99
<a href="#">00633273</a>	9/29/2022	COCA-COLA/PREMIUM FOOD & BEVERAGE	\$459.00
<a href="#">00633274</a>	9/30/2022	NORTHWEST HIGH SCHOOL	\$840.00
<a href="#">00633275</a>	9/30/2022	WHITETAIL SCREEN PRINT	\$908.75
<a href="#">00633276</a>	10/3/2022	BARRON, ASHLEY	\$90.00
<a href="#">00633277</a>	10/3/2022	BARRON, ASHLEY	\$180.00
<a href="#">00633278</a>	10/3/2022	BOEKA, JEFF	\$60.00
<a href="#">00633279</a>	10/3/2022	BOEKA, JEFF	\$60.00
<a href="#">00633280</a>	10/3/2022	OSEKA, JACOB	\$60.00
<a href="#">00633281</a>	10/3/2022	OSEKA, JACOB	\$60.00
<a href="#">00633282</a>	10/3/2022	PAPILLION-LAVISTA SOUTH HIGH SCHOOL	\$120.00
<a href="#">00633283</a>	10/3/2022	RYLAND, GABRIEL	\$220.00
<a href="#">00633284</a>	10/3/2022	RYLAND, GABRIEL	\$90.00
<a href="#">00633285</a>	10/3/2022	SIDNEY HIGH SCHOOL	\$60.00
<a href="#">00633286</a>	10/3/2022	SODEXO INC & AFFILIATES	\$45.00
<a href="#">00633287</a>	10/3/2022	SWEDBERG, LANDON	\$120.00
<a href="#">00633288</a>	10/3/2022	SWEDBERG, LANDON	\$120.00
<a href="#">00633289</a>	10/3/2022	VALENTINE COMMUNITY SCHOOLS	\$204.00
<a href="#">00633290</a>	10/3/2022	WHITETAIL SCREEN PRINT	\$496.75
<a href="#">00633291</a>	10/4/2022	BAXTER, BRANDON	\$65.00
<a href="#">00633292</a>	10/4/2022	HOMETOWN LEASING	\$11,872.44
<a href="#">00633293</a>	10/4/2022	NEBRASKA STATE BANDMASTERS ASSOCIATION	\$50.00
<a href="#">00633294</a>	10/4/2022	NIELSEN, JENNIFER	\$55.76
<a href="#">00633295</a>	10/4/2022	NPPS SCHOOL NUTRITION PROGRAM	\$80.00
<a href="#">00633296</a>	10/4/2022	BOWMAN, JONI	\$1,031.75
<a href="#">00633297</a>	10/4/2022	DISCOUNT SCHOOL SUPPLY	\$49.90
<a href="#">00633298</a>	10/4/2022	EAKES OFFICE SOLUTIONS	\$304.09
<a href="#">00633299</a>	10/4/2022	LAKESHORE LEARNING MATERIALS	\$14,669.60
<a href="#">00633300</a>	10/4/2022	SAVVAS LEARNING COMPANY LLC	\$3,688.29
<a href="#">00633301</a>	10/4/2022	WHITETAIL SCREEN PRINT	\$545.00
<a href="#">00633302</a>	10/4/2022	ALLEN, JEFFREY	\$169.05
<a href="#">00633303</a>	10/4/2022	BOYS TOWN	\$5,792.13
<a href="#">00633304</a>	10/4/2022	BUSCHER, BRANDY	\$200.00
<a href="#">00633305</a>	10/4/2022	CHILD & FAMILY THERAPY INSTITUTE OF NE	\$200.00
<a href="#">00633306</a>	10/4/2022	CHRISTIANSON, KAITLYN	\$15.75

<a href="#">00633307</a>	10/4/2022	COHAGEN TRANSFER AND STORAGE	\$2,178.00
<a href="#">00633308</a>	10/4/2022	COMMERCIAL INVESTMENT SERVICES	\$2,000.00
<a href="#">00633309</a>	10/4/2022	COOPER, EMILY	\$31.98
<a href="#">00633310</a>	10/4/2022	EMS LINQ, INC	\$48.30
<a href="#">00633311</a>	10/4/2022	GOODENOW,ALLISON	\$152.07
<a href="#">00633312</a>	10/4/2022	LIENEMANN, CARRIE	\$125.00
<a href="#">00633313</a>	10/4/2022	MATHIEU, TINA	\$125.00
<a href="#">00633314</a>	10/4/2022	MATTHEWSON, KELLIE	\$92.59
<a href="#">00633315</a>	10/4/2022	MCCUSKEY, RICHARD & KAREN	\$1,078.81
<a href="#">00633316</a>	10/4/2022	MID-PLAINS COMMUNITY COLLEGE	\$45.00
<a href="#">00633317</a>	10/4/2022	MIDWEST CONNECT	\$1,725.50
<a href="#">00633318</a>	10/4/2022	MILLS, KEVIN	\$230.05
<a href="#">00633319</a>	10/4/2022	RHODES, TODD	\$100.00
<a href="#">00633320</a>	10/4/2022	SMITH, TINA	\$200.00
<a href="#">00633321</a>	10/4/2022	SODEXO INC & AFFILIATES	\$499.50
<a href="#">00633322</a>	10/4/2022	STINSON, MARK &/OR EMILY	\$73.70
<a href="#">00633323</a>	10/4/2022	TATMAN, JAMI	\$239.02
<a href="#">00633324</a>	10/4/2022	CONDONS HOUSE OF SIGNS	\$24,173.00
<a href="#">00633325</a>	10/4/2022	BLOCKSCAD INC	\$750.00
<a href="#">00633326</a>	10/4/2022	ESU #16	\$100.00
<a href="#">00633327</a>	10/4/2022	FOLLETT SCHOOL SOLUTIONS, INC.	\$1,854.34
<a href="#">00633328</a>	10/4/2022	GET YOUR TEACH ON	\$20,000.00
<a href="#">00633329</a>	10/4/2022	HAL LEONARD	\$585.00
<a href="#">00633330</a>	10/4/2022	IMAGINE LEARNING LLC	\$70,000.02
<a href="#">00633331</a>	10/4/2022	MONICA KRAMER COUNSELING SERVICE	\$1,590.00
<a href="#">00633332</a>	10/4/2022	NCS PEARSON INC	\$2,700.00
<a href="#">00633333</a>	10/4/2022	NCSA (NE COUNCIL OF SCHOOL ADMIN.)	\$1,005.00
<a href="#">00633334</a>	10/4/2022	NEBRASKA SCHOOL COUNSELOR ASSOCIATION	\$320.00
<a href="#">00633335</a>	10/4/2022	NEBRASKA SCHOOL LIBRARIANS ASSOCIATION	\$90.00
<a href="#">00633336</a>	10/4/2022	ONTO COLLEGE	\$15,184.00
<a href="#">00633337</a>	10/4/2022	PEPPER, J.W. & SON	\$46.48
<a href="#">00633338</a>	10/4/2022	STUDIES WEEKLY INC	\$743.05
<a href="#">00633339</a>	10/4/2022	HOMETOWN LEASING	\$6,367.20
<a href="#">00633340</a>	10/4/2022	BLICK ART MATERIALS	\$3,916.66
<a href="#">00633341</a>	10/4/2022	CENGAGE LEARNING	\$5,380.02
<a href="#">00633342</a>	10/4/2022	HOMETOWN LEASING	\$68,578.20
<a href="#">00633343</a>	10/4/2022	LINCOLN PUBLIC SCHOOLS	\$180.00
<a href="#">00633344</a>	10/4/2022	MATHESON TRI-GAS/LINWELD	\$215.26
<a href="#">00633345</a>	10/4/2022	NEBRASKA STATE BANDMASTERS ASSOCIATION	\$175.00
<a href="#">00633346</a>	10/4/2022	OVERDRIVE, INC	\$300.00
<a href="#">00633347</a>	10/4/2022	UNIVERSITY OF NEBRASKA - KEARNEY	\$120.00
<a href="#">00633348</a>	10/4/2022	WAVA J. BEST ART ORIGINALS	\$1,102.55

<a href="#">00633349</a>	10/4/2022	NASB ALICAP	\$35.00
<a href="#">00633350</a>	10/4/2022	EAKES OFFICE SOLUTIONS	\$764.97
<a href="#">00633351</a>	10/4/2022	STRINGS N' THINGS INSTRUMENT REPAIR	\$705.00
<a href="#">00633352</a>	10/4/2022	YANDAS MUSIC & PRO AUDIO	\$122.28
<a href="#">00633353</a>	10/4/2022	ABC RECYCLING	\$50.00
<a href="#">00633354</a>	10/4/2022	COCA-COLA/PREMIUM FOOD & BEVERAGE	\$809.86
<a href="#">00633355</a>	10/4/2022	CRESCENT ELECTRIC	\$1,976.76
<a href="#">00633356</a>	10/4/2022	CRESCENT ELECTRIC	\$2,983.20
<a href="#">00633357</a>	10/4/2022	DEERE CREDIT, INC	\$695.00
<a href="#">00633358</a>	10/4/2022	ECCA CONTROL LLC	\$81.27
<a href="#">00633359</a>	10/4/2022	ELECTRICAL ENGINEERING & EQUIPMENT	\$81.27
<a href="#">00633360</a>	10/4/2022	EXPRESS EMPLOYMENT PROFESSIONALS	\$2,996.28
<a href="#">00633361</a>	10/4/2022	HUEBNER SUPPLY COMPANY	\$55.18
<a href="#">00633362</a>	10/4/2022	K & K SERVICE INC.	\$446.90
<a href="#">00633363</a>	10/4/2022	KELLY SUPPLY COMPANY	\$38.88
<a href="#">00633364</a>	10/4/2022	KOHLER TRAILER SALES & SERVICE	\$189.80
<a href="#">00633365</a>	10/4/2022	MENTZER OIL COMPANY	\$5,247.17
<a href="#">00633366</a>	10/4/2022	NEBRASKA DEPT HEALTH & HUMAN SERVICES	\$205.00
<a href="#">00633367</a>	10/4/2022	NORTH PLATTE WINNELSON CO.	\$348.92
<a href="#">00633368</a>	10/4/2022	PRO ROLLOFF LLC	\$289.04
<a href="#">00633369</a>	10/4/2022	RUTT'S HEATING AND AIR CONDITIONING INC	\$7,450.00
<a href="#">00633370</a>	10/4/2022	SAM'S LAWN SERVICE	\$700.00
<a href="#">00633371</a>	10/4/2022	SANDOVAL CONCRETE	\$2,295.00
<a href="#">00633372</a>	10/4/2022	SNELL SERVICES INC	\$53,307.00
<a href="#">00633373</a>	10/4/2022	TIME AND TOOL EQUIP RENT	\$100.00
<a href="#">00633374</a>	10/4/2022	US BANK VOYAGER FLEET SYSTEMS	\$12,477.14
<a href="#">00633375</a>	10/4/2022	AMAN, DANIELLE	\$167.00
<a href="#">00633376</a>	10/4/2022	ANDERSON, DANETTE	\$792.40
<a href="#">00633377</a>	10/4/2022	BUCHANAN, NICOLE	\$85.63
<a href="#">00633378</a>	10/4/2022	CHRISTIANSO, KAITLYN	\$15.75
<a href="#">00633379</a>	10/4/2022	HUGHES, MARNIA	\$164.00
<a href="#">00633380</a>	10/4/2022	JONES, SARAH	\$129.88
<a href="#">00633381</a>	10/4/2022	LIENEMANN, CHERISH	\$115.44
<a href="#">00633382</a>	10/4/2022	MESSERSMITH, PEYTON	\$62.64
<a href="#">00633383</a>	10/4/2022	MICROTEL INN & SUITES	\$188.00
<a href="#">00633384</a>	10/4/2022	MOORE, MARISSA	\$307.92
<a href="#">00633385</a>	10/4/2022	NEPPER, ASPEN	\$27.50
<a href="#">00633386</a>	10/4/2022	PATTERSON, KRISTI	\$55.06
<a href="#">00633387</a>	10/4/2022	SCHIMEK, AMANDA	\$25.00
<a href="#">00633388</a>	10/4/2022	TELEGRAPH	\$15.81
<a href="#">00633389</a>	10/4/2022	WILKE, SARA	\$10.25
<a href="#">00633390</a>	10/4/2022	EAGLE COMMUNICATIONS	\$2,700.00

<a href="#">00633391</a>	10/4/2022	NASB ALICAP	\$35.00
<a href="#">00633392</a>	10/4/2022	PRO PRINTING & GRAPHICS/THE COPY HOUSE	\$29.78
<a href="#">00633393</a>	10/4/2022	TELEGRAPH	\$1,034.15
<a href="#">00633394</a>	10/4/2022	NEBRASKA SAFETY & FIRE EQUIPMENT INC.	\$47,514.00
<a href="#">00633395</a>	10/4/2022	ONE CALL CONCEPTS INC	\$2.36
<a href="#">00633396</a>	10/4/2022	EDGERTON EXPLORIT CENTER	\$2,550.00
<b>Grand Total:</b>			<b>4,848,230.12</b>



# ***NORTH PLATTE PUBLIC SCHOOLS***

## **MONTHLY FINANCIAL REPORT**

For the One Month Period Ending September 30, 2022

**[www.nppsd.org](http://www.nppsd.org)**

Current Budget Usage should be 8.3%

Manage finances in order to sustain educational programs while maintaining and improving safety, accessibility, usability and value of our school facilities within budget limitations.



## **DISTRICT STRATEGIC PLAN**

**Goal 1:** The North Platte School District maintains and communicates at all levels of the district a **purpose and direction** for continuous improvement that commits to high expectations for learning as well as shared values and beliefs about teaching and learning that prepares all students for a successful transition.

**College and Career Ready:** every student upon completion of secondary education shall be prepared for postsecondary educational opportunities and to pursue his or her career goals.

**Goal 2:** The North Platte School District provides the **governance and leadership** that promotes and supports its purpose and direction; student performance, and system effectiveness.

**Goal 3:** The North Platte School District provides a **rigorous, relevant, and coherent curriculum and programs** delivered by high-quality educators who use innovative, researched-based strategies; supported by school leaders to ensure success for all students.

**Educational Opportunities and Access:** that all students should have access to comprehensive instructional opportunities to be prepared for postsecondary education and career goals.

**College and Career Ready:** every student upon completion of secondary education shall be prepared for postsecondary educational opportunities and to pursue his or her career goals.

**Transitions:** that quality educational opportunities focus on supports for students transitioning between grade levels, programs, schools, districts, and ultimately, college and careers.

**Assessment:** the results of multiple assessment sources (national, state, and classroom-based) should be used to measure student achievement of college and career-ready standards and be used as an integral part of the instructional process.

**Goal 4:** The North Platte School District will utilize best practices to **recruit, hire, mentor, retain, and develop qualified certified and noncertified staff** in all schools that support its purpose and direction to ensure success for all students.

**Educator Effectiveness:** students should be surrounded by effective educators throughout their learning experiences, such that schools and districts develop effective teachers and leaders who establish a culture of success.

**Goal 5:** The district demonstrates **strategic resource management** that includes long-range planning in support of the purpose and direction of the district. The district ensures appropriate levels of funding and sustainability of resources, as well as evidence of long-range capital and resource planning effectiveness.

**Goal 6:** The North Platte School District **provides safe, healthy, and efficiently operated facilities;** and manages resources in all schools that support its purpose and direction to ensure success for all students.



**Goal 7:** The North Platte School District provides an **effective communication process at all levels of the organization and to the community** that promotes and reflects its purpose, values, and beliefs about teaching and learning and the system's effectiveness to ensure success for all students.

**Positive Partnerships, Relationships, and Student Success:** that student engagement through positive partnerships and relationships is fundamental to successful schools and districts and schools and districts need to implement best practices in student, family, and community engagement to enhance educational experiences and opportunities.

**Goal 8:** The North Platte School District plans, develops and creates classroom environments where students engage in collaborative, inquiry-based learning, facilitated by educators who are able to use **technology** to transform knowledge and skills into solutions, new information, and products – technology is used to amplified and accelerate learning facilitated by interaction with the digital world.

**North Platte Public Schools**  
**Enrollment Comparison**  
9/30/2022



			<b>September Enrollment</b>	<b>9/30/22</b>	<b>Percent Change</b>
KDG			263	263	0.0%
1			239	239	0.0%
2			235	235	0.0%
3			240	240	0.0%
4			262	262	0.0%
5			252	252	0.0%
6			266	266	0.0%
7			269	269	0.0%
8			297	297	0.0%
9			294	294	0.0%
10			303	303	0.0%
11			297	297	0.0%
12			321	321	0.0%
<b>Total</b>			<b><u>3,538</u></b>	<b><u>3,538</u></b>	0.0%
<b>GRD</b>					
NPHS	9-12	001	1,215	1,215	0.0%
Adams	7-8	002	566	566	0.0%
Madison	6	004	266	266	0.0%
Cody	K-5	005	222	222	0.0%
Jefferson	K-5	006	262	262	0.0%
Lincoln	K-5	007	261	261	0.0%
Washington	K-5	009	214	214	0.0%
McDonald	K-5	010	222	222	0.0%
Eisenhower	K-5	011	201	201	0.0%
Lake Maloney	3-5	016	109	109	0.0%
<b>Total</b>			<b><u>3,538</u></b>	<b><u>3,538</u></b>	<b>0.0%</b>
<b>Preschool</b>					
Buffalo		003	72	72	
Jefferson		006	18	18	
Washington		009	18	18	
Osgood		012	36	36	
			<b><u>144</u></b>	<b><u>144</u></b>	0.0%

**North Platte Public Schools**



**STATEMENT OF OF CHANGES IN DISBURSEMENTS-BUDGET AND ACTUAL**

**For the One Month Period Ending September 30, 2022**

	<b>Budget</b>		<b>% of Budget</b>
	<b><u>(Original and Final)</u></b>	<b><u>Actual</u></b>	<b><u>Spent</u></b>
General-Regular	38,255,742	3,538,143	9.25%
General-Grants			
ESSERS	5,221,788	253,531	4.86%
ESSA	990,447	74,393	7.51%
IDEA	1,066,334	107,396	10.07%
Grants	2,050,105	104,190	5.08%
Total Disbursements less Special Education	<b>47,584,416</b>	<b>4,077,653</b>	8.57%
General-Special Education	5,387,994	417,819	7.75%
<b>General Fund</b>	<b>\$ 52,972,410</b>	<b>\$ 4,495,472</b>	
Depreciation	4,435,782	8,025	0.18%
Employee Benefit	300,000	756	0.25%
Cooperative Fund	100,000	3,422	3.42%
Bond-North Platte	0	-	#DIV/0!
Bond-Lake Maloney	122,850	-	0.00%
Building	3,585,664	460,840	12.85%
QCPUF	1,006,528	9,566	0.95%
Lunch	3,048,000	188,695	6.19%
Student Fee Fund	-	-	
Activities	1,700,000	148,134	8.71%
Total	<b>\$ 67,271,234</b>	<b>\$ 5,314,910</b>	7.90%

1,551,866

**North Platte Public Schools**  
Treasurers Report  
9/30/2022



**General Fund**

**Reserves-August 31, 2022** **(1,043,739)**

Deposits

Property Taxes	7,678,210	
State Aid	1,048,914	
Special Education	-	
Interest Income		
IDEA		
Other Income (Tuition, HHS Payments)	12,499	
Federal Grants	134,628	
Transfers/Liabilities	(170,544)	
Total Deposits		8,703,707

Disbursements

Payroll	1,722,026	
Federal Taxes	571,606	
Nebraska Retirement	-	
Nebraska Taxes	-	
Payroll Deductions	62,722	
		2,356,354

Bills	1,973,178	
Total Disbursement		4,329,532

Net Change 4,374,175

**Reserves-September 30, 2022** **3,330,436**

**Depreciation**

**Reserves-August 31, 2022** **3,349,325**

Deposits	4,342	
Disbursements	8,025	
Net Change		(3,683)

**Reserves-September 30, 2022** **3,345,642**

**Employee Benefit**

**Reserves-August 31, 2022** **136,949**

Deposits		
Disbursements	756	
Net Change		(756)

**Reserves-September 30, 2022** **136,193**

North Platte Public Schools  
Treasurers Report  
9/30/2022



**Activity Fund**

<b>Reserves-August 31, 2022</b>		<b>1,600,286</b>
Deposits	177,123	
Disbursements	140,884	
Net Change		36,239

<b>Reserves-September 30, 2022</b>		<b>1,636,525</b>
------------------------------------	--	------------------

**Cafeteria Fund**

<b>Reserves-August 31, 2022</b>		<b>787,578</b>
---------------------------------	--	----------------

Deposits		
Federal Funds		
Student Lunches		
Accrual of Meals	Accrual	
State Reimbursements		
Other Income (Catering)	54,476	
Adjustments for prior months	3,974	
Total Deposits		58,450
Disbursements		
Bills		
SODEXO	171,121	
Payroll	7,428	
Other Bills	10,170	
Total Disbursement		188,719
Net Change		(130,269)

<b>Reserves-September 30, 2022</b>		<b>657,309</b>
------------------------------------	--	----------------

**Bond Fund**

<b>Reserves-August 31, 2022</b>		<b>110,715</b>
---------------------------------	--	----------------

Deposits		
Property Taxes	32,402	
Disbursements		
Net Change		32,402

<b>Reserves-September 30, 2022</b>		<b>143,117</b>
------------------------------------	--	----------------

North Platte Public Schools  
 Treasurers Report  
 9/30/2022



**Building Fund**

<b>Reserves-August 31, 2022</b>		<b>734</b>
Deposits	-	
Property Taxes	217,175	
Disbursements	460,840	
Net Change		(243,665)
<b>Reserves-September 30, 2022</b>		<b>(242,931)</b>

**QCPUF**

<b>Reserves-August 31, 2022</b>		<b>720,852</b>
Deposits		
Property Taxes	293,402	
Other Revenue		
Disbursements	9,566	
Net Change		283,836
<b>Reserves-September 30, 2022</b>		<b>1,004,688</b>

**Cooperative Fund**

<b>Reserves-August 31, 2022</b>		<b>323</b>
Deposits	1,245	
Disbursements	3,421	
Net Change		(2,176)
<b>Reserves-September 30, 2022</b>		<b>(1,853)</b>

**NORTH PLATTE PUBLIC SCHOOLS**

**STATEMENT OF NET ASSETS-CASH BASIS  
ARISING FROM CASH TRANSACTIONS-GOVERNMENTAL FUNDS**



**BALANCE SHEET**

**September 30, 2022**

	<u>General</u>	<u>Depreciation</u>	<u>Employee Benefit</u>	<u>Coopertive</u>	<u>Nutrition</u>	<u>Bond</u>	<u>Building</u>	<u>QCPUF</u>
<b>ASSETS</b>								
Cash	\$ 3,497,221	\$ 3,345,642	\$ 136,949	\$ (1,853)	\$ 737,326	\$ 143,117	\$ (242,931)	\$ 1,004,688
Investments								
Cash with Fiscal Agent	-	-			(87,008)	-		
Accounts Receivables	(125)	-						
Due From	-							
Prepaid Insurance								
Amount Provided for Bonds								
<b>Total Assets</b>	<b>\$ 3,497,096</b>	<b>\$ 3,345,642</b>	<b>\$ 136,949</b>	<b>\$ (1,853)</b>	<b>\$ 650,318</b>	<b>\$ 143,117</b>	<b>\$ (242,931)</b>	<b>\$ 1,004,688</b>
<b>LIABILITIES</b>								
Bank Overdraft	\$ -	\$ -	\$ -	\$ -	\$ -	\$ -	\$ -	\$ -
Accounts Payable	141,030							
Due To	25,630	-	756	-	(6,991)	+	-	-
Bonds Payable								
<b>Total Liabilities</b>	<b>\$ 166,660</b>	<b>\$ -</b>	<b>\$ 756</b>	<b>\$ -</b>	<b>\$ (6,991)</b>	<b>\$ -</b>	<b>\$ -</b>	<b>\$ -</b>
<b>Total Assets less Liabilities</b>	<b>\$ 3,330,436</b>	<b>\$ 3,345,642</b>	<b>\$ 136,193</b>	<b>\$ (1,853)</b>	<b>\$ 657,309</b>	<b>\$ 143,117</b>	<b>\$ (242,931)</b>	<b>\$ 1,004,688</b>
<b>NET ASSETS (RESERVES)</b>								
Reserved for:								
Debt Service	\$ -	\$ -	\$ -	\$ -	\$ -	\$ 143,117	\$ -	\$ -
Unreserved for:								
General	3,330,436	-	-	(1,853)			-	-
Special Revenue Funds	-	3,345,642	136,193		657,309		-	1,004,688
Capital Projects Fund	-	-	-				(242,931)	
<b>Total Net Assets (Reserves)</b>	<b>\$ 3,330,436</b>	<b>\$ 3,345,642</b>	<b>\$ 136,193</b>	<b>\$ (1,853)</b>	<b>\$ 657,309</b>	<b>\$ 143,117</b>	<b>\$ (242,931)</b>	<b>\$ 1,004,688</b>

**NORTH PLATTE PUBLIC SCHOOLS**

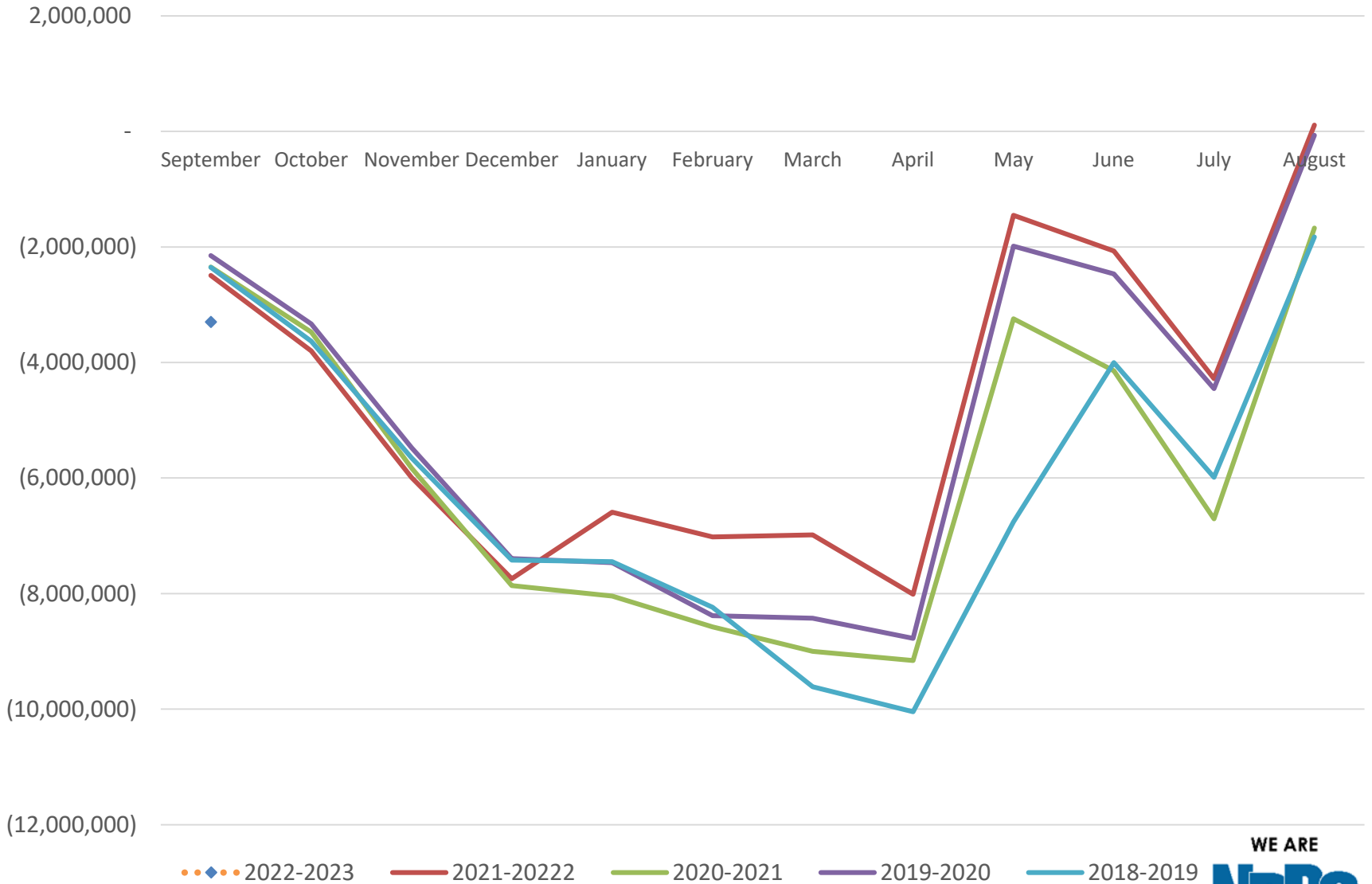
**STATEMENT OF CASH RECEIPTS, DISBURSEMENTS AND CHANGES IN FUND BALANCES**



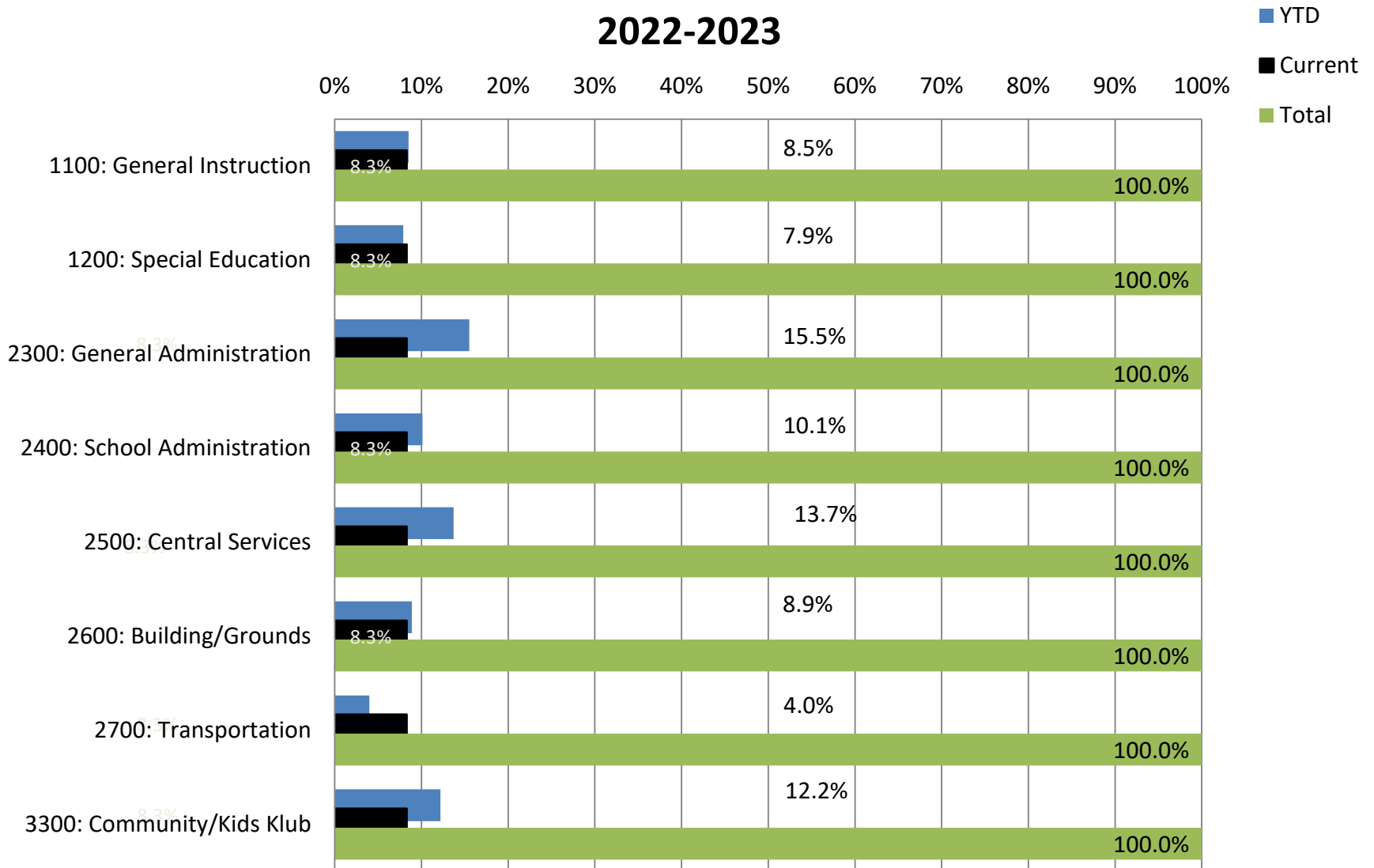
**For the One Month Period Ending September 30, 2022**

FUNDS	Fund Balances (deficits) at Beginning of Year	Receipts	2022-2023	Disbursements	Excess (deficiency) of receipts over (under) Disbursements	Fund Balances (deficits) at End of Year	Fund Balance Composite		
							School District Treasurer's Cash/Investments (overdrawn)	Due to/ Due From	Receivables and Liabilities
GENERAL									
Education	\$ 6,630,020	\$ 1,088,679	\$ 38,255,742	\$ 3,538,143			\$ 3,497,221	\$ (25,630)	\$ (141,155)
Special Education			\$ 5,387,994	417,819					
Grants		107,209	\$ 9,328,674	539,510					
Total	\$ 6,630,020	\$ 1,195,888	\$ 52,972,410	\$ 4,495,472	(3,299,584)	\$ 3,330,436	\$ 3,497,221	\$ (25,630)	\$ (141,155)
DEPRECIATION	\$ 3,349,325	\$ 4,342	\$ 4,435,782	\$ 8,025	(3,683)	\$ 3,345,642	\$ 3,345,642	\$ -	\$ -
EMPLOYEE BENEFIT	\$ 136,949	\$ -	\$ 300,000	\$ 756	(756)	\$ 136,193	\$ 136,949	\$ (756)	\$ -
Combined Total	\$ 10,116,294	\$ 1,200,230	\$ 57,708,192	\$ 4,504,253	(3,304,023)	\$ 6,812,271	\$ 6,979,812	\$ (26,386)	\$ (141,155)
FIDUCIARY									
Student Activity	\$ 1,600,285	\$ 184,374	\$ 1,700,000	\$ 148,134	36,240	\$ 1,636,525	\$ 1,617,130	\$ 19,395	\$ -
SCHOOL NUTRITION									
School Year	\$ 852,869	\$ (18,187)	\$ 3,048,000	\$ 188,695	(206,882)	\$ 645,987	\$ 737,326	\$ 6,991	\$ (87,008)
Vending Machine	11,322			-	0	11,322			
Total	\$ 864,191	\$ (18,187)	\$ 3,048,000	\$ 188,695	(206,882)	\$ 657,309	\$ 737,326	\$ 6,991	\$ (87,008)
BOND INTEREST AND RETIREMENT	\$ 143,117	\$ -	\$ 122,850	\$ -	0	\$ 143,117	\$ 143,117	\$ -	\$ -
SPECIAL BUILDING	\$ 217,909	\$ -	\$ 3,585,664	\$ 460,840	(460,840)	(242,931)	(242,931)	\$ -	\$ -
QUALIFIED CAPITAL PURPOSE UNDERTAKING	\$ 1,014,254	\$ -	\$ 1,006,528	\$ 9,566	(9,566)	\$ 1,004,688	\$ 1,004,688	\$ -	\$ -
COOPERATIVE	\$ 324	\$ 1,245	\$ 100,000	\$ 3,422	(2,177)	(1,853)	(1,853)	\$ -	\$ -
<b>GRAND TOTAL-ALL FUNDS</b>	<b>\$ 13,956,374</b>	<b>\$ 1,367,662</b>	<b>\$ 67,271,234</b>	<b>\$ 5,314,910</b>	<b>\$ (3,947,248)</b>	<b>\$ 10,009,126</b>	<b>\$ 10,237,289</b>	<b>\$ -</b>	<b>\$ (228,163)</b>

# Monthly Cash Flow



# 2022-2023



1100: **Regular Instruction:** Those programs that are directed to students in the classroom

1200: **Special Education Program**

2100: **Support Services-Pupil:** Attendance, guidance, health services

2200: **Support Services-Staff:** Curriculum, libraries, technology, activities

2300: **General Administration:** Board of Education, Superintendent

2400: **School Administration:** Building Principals Office and Support



**NORTH PLATTE PUBLIC SCHOOLS**  
**CASH AND INVESTMENTS**  
**September 30, 2022**



<b>FUNDS</b>	<b>Bank</b>	<b>First National</b>	<b>Nebraskaland</b>	<b>Other</b>	
<b>GENERAL FUND</b>	Operating	-	3,333,669		3,333,669
<b>DEPRECIATION</b>	Enterprise		3,345,642		3,345,642
<b>EMPLOYEE BENEFIT</b>	Enterprise		136,949		136,949
<b>FIDUCIARY FUNDS</b>	Enterprise		1,612,980		1,612,980
<b>NUTRITION</b>			736,821		736,821
<b>BOND FUND</b>			143,117		143,117
<b>BUILDING FUND</b>	Operating		(242,931)		(242,931)
<b>QCPUF</b>	Operating		1,004,688		1,004,688
<b>COOPERATING</b>	Operating		(1,853)		(1,853)
Subtotal		<u>-</u>	<u>10,069,082</u>		<u>10,069,082</u>
		0.0%	100.0%		
<b>GENERAL FUND</b>	NLAF			63,452	63,452
<b>Cash On Hand/Petty Cash</b>					
General Fund					
Schools				\$ 50	50
McKinley	Stamps/Cash				231
McKinley-Checking	Equitable			99,619	99,619
Maintenance					200
Kids Klub					-
					<u>100,100</u>
Total General Fund				\$	100,100
Activity-Athletics					4,150
Cafeteria					505
Total Cash on Hand					<u>104,755</u>
Total Cash				\$	<u><u>10,173,837</u></u>

For 09/02/22 - 09/30/22

Revenue Summary Report

FJRES01A

Periods 01 - 01

GENERAL FUND REVENUE

Month End Report 01

Account No/Description	Budget Amount	Period Amount	Y-T-D Amount	Balance	Percent Received
<b>1 LOCAL RECEIPTS</b>					
23-01-1100-000-000-000 PROPERTY TAXES	26,942,494.00	.00	.00	26,942,494.00	.00
23-01-1115-000-000-000 CARLINE TAXES	105,000.00	.00	.00	105,000.00	.00
23-01-1125-000-000-000 MOTOR VEHICLE TAXES	2,205,000.00	.00	.00	2,205,000.00	.00
23-01-1510-000-000-000 INTEREST INCOME	1,000.00	.00	.00	1,000.00	.00
23-01-1911-000-000-000 LOCAL LICENSE FEES/FINES	20,000.00	.00	.00	20,000.00	.00
23-01-1925-000-000-000 OTHER REVENUE - GRANT	105,000.00	.00	.00	105,000.00	.00
23-01-1925-000-000-036 PRIVATE GRANT-NCLF GRANT	.00	15,921.28	15,921.28	-15,921.28	.00
1 LOCAL RECEIPTS	29,378,494.00	15,921.28	15,921.28	29,362,572.72	.05
<b>2 COUNTY AND ESU RECEIPTS</b>					
23-01-2110-000-000-000 COUNTY LICENSE FEES/FINES	300,000.00	.00	.00	300,000.00	.00
2 COUNTY AND ESU RECEIPTS	300,000.00	.00	.00	300,000.00	.00
<b>3 STATE RECEIPTS</b>					
23-01-3110-000-000-000 STATE AID	10,489,135.00	1,048,914.00	1,048,914.00	9,440,221.00	10.00
23-01-3120-000-000-000 SPECIAL EDUCATION	2,150,000.00	.00	.00	2,150,000.00	.00
23-01-3125-000-000-000 SPECIAL EDUCATION-TRANSPORTATION	40,000.00	.00	.00	40,000.00	.00
23-01-3180-000-000-000 PRO RATA MOTOR VEHICLE (COUNTY)	60,000.00	.00	.00	60,000.00	.00
23-01-3400-000-000-000 STATE APPORTIONMENT	450,000.00	.00	.00	450,000.00	.00
23-01-3540-000-000-036 GRANT REVENUE-PRE SCHOOL	.00	11,498.00	11,498.00	-11,498.00	.00
23-01-3990-000-000-000 OTHER STATE APPROPRIATIONS	162,000.00	.00	.00	162,000.00	.00
3 STATE RECEIPTS	13,351,135.00	1,060,412.00	1,060,412.00	12,290,723.00	7.94
<b>4 FEDERAL RECEIPTS</b>					
23-01-4000-000-000-000 FEDERAL PROGRAM ADJUSTMENTS	9,365,556.00	.00	.00	9,365,556.00	.00
23-01-4509-000-000-000 GRANT REVENUE-NCLB TITLE II, PART A	.00	36,636.00	36,636.00	-36,636.00	.00
23-01-4530-000-000-013 GRANT REVENUE-SPED EARLY DEV NETWORK	.00	17,100.38	17,100.38	-17,100.38	.00
23-01-4991-000-000-000 REVENUE-MCKINNEY-VENTO	.00	12,000.00	12,000.00	-12,000.00	.00
23-01-4997-000-000-000 REVENUE-ESSERS II	.00	41,473.00	41,473.00	-41,473.00	.00
4 FEDERAL RECEIPTS	9,365,556.00	107,209.38	107,209.38	9,258,346.62	1.14
<b>5 LOCAL GRANT RECEIPTS</b>					
23-01-5690-000-000-000 NON-PROGRAM RECEIPTS	5,000.00	12,345.70	12,345.70	-7,345.70	246.91
5 LOCAL GRANT RECEIPTS	5,000.00	12,345.70	12,345.70	-7,345.70	246.91
01 GENERAL FUND	52,400,185.00	1,195,888.36	1,195,888.36	51,204,296.64	2.28
					2.28

North Platte Public School District

For 09/02/22 - 09/30/22

Expenditure Summary Report

FJEXS01A

Periods 01 - 01

EXPENDITURE SUMMARY MAJOR PROGRAM

Month End Report 02

Account No/Description	Adjusted Budget	Y-T-D Encumb	Period Expended	Y-T-D Expended	Available Balance	Percent Used
1100 REGULAR INSTRUCTION	20,643,046.00	113,241.38	1,821,445.54	1,821,445.54	18,708,359.08	9.37
1200 SPECIAL EDUCATION	5,230,162.00	.00	413,204.59	413,204.59	4,816,957.41	7.90
1300 SUMMER SCHOOL	73,516.00	.00	.00	.00	73,516.00	.00
2100 PUPIL SUPPORT	2,490,662.00	270.00	199,911.54	199,911.54	2,290,480.46	8.04
2200 STAFF SUPPORT	1,974,019.08	71,679.60	135,031.98	135,031.98	1,767,307.50	10.47
2300 GENERAL ADMINISTRATION	1,188,037.72	2,592.92	184,014.39	184,014.39	1,001,430.41	15.71
2400 SCHOOL ADMINISTRATION	2,747,866.00	907.30	276,314.31	276,314.31	2,470,644.39	10.09
2500 BUSINESS SUPPORT	2,732,387.00	253,584.54	375,800.94	375,800.94	2,103,001.52	23.03
2600 OPERATIONS/MAINTENANCE	5,487,267.00	87,280.59	476,656.85	476,656.85	4,923,329.56	10.28
2700 TRANSPORTATION	656,369.00	13,479.62	25,727.15	25,727.15	617,162.23	5.97
3300 COMMUNITY SERVICE	243,523.00	.00	29,854.59	29,854.59	213,668.41	12.26
3400 CATEGORICAL/PRIVATE GRANTS	90,000.00	.00	1,778.77	1,778.77	88,221.23	1.98
3500 STATE CATEGORICAL PROGRAMS	368,877.00	1,799.90	34,117.46	34,117.46	332,959.64	9.74
4000 UNOBLIGATED GRANT FUNDS	1,051,286.00	.00	.00	.00	1,051,286.00	.00
6200 ESSA-TITLE	990,447.00	.00	62,063.59	62,063.59	928,383.41	6.27
6300 ESSA-TITLE II	162,760.00	.00	12,330.00	12,330.00	150,430.00	7.58
6400 IDEA	1,066,334.00	515.00	107,395.55	107,395.55	958,423.45	10.12
6600 OTHER FEDERAL SERV-NON CATEGORICAL	25,263.00	.00	3,460.53	3,460.53	21,802.47	13.70
6700 CARL PERKINS FUNDS	53,210.00	38,063.31	3,000.00	3,000.00	12,146.69	77.17
6900 FEDERAL SERV-CATEGORICAL	5,597,379.00	47,886.06	315,365.12	315,365.12	5,234,127.82	6.49
8000 TRANSFERS	100,000.00	.00	18,000.00	18,000.00	82,000.00	18.00
01 GENERAL FUND	52,972,410.80	631,300.22	4,495,472.90	4,495,472.90	47,845,637.68	9.68

## North Platte Public School District

EMBJSM4D

## Activity and Depreciation Report

		Begin Balance	Revenue	Expenditures	End Balance
<b>02</b>	<b>DEPRECIATION FUND</b>				
8001	HIGH SCHOOL	110,611.33	.00	2,578.42	108,032.91
8002	ADAMS MIDDLE SCHOOL	127,031.86	.00	.00	127,031.86
8003	BUFFALO ELEMENTARY	12,684.92	.00	4,559.49	8,125.43
8004	MADISON SCHOOL	164,916.02	.00	.00	164,916.02
8005	CODY ELEMENTARY	41,151.90	.00	.00	41,151.90
8006	JEFFERSON ELEMENTARY	-5,154.74	.00	.00	-5,154.74
8007	LINCOLN ELEMENTARY	41,429.92	.00	.00	41,429.92
8009	WASHINGTON ELEMENTARY	40,487.47	.00	.00	40,487.47
8010	MCDONALD ELEMENTARY	29,513.21	.00	.00	29,513.21
8011	EISENHOWER ELEMENTARY	25,452.54	.00	.00	25,452.54
8012	OSGOOD/LAKE ELEMENTARY	14,778.12	.00	.00	14,778.12
8013	SPED	.00	.00	.00	.00
8015	STUDENT LEAD TECHNOLOGY	417,933.53	.00	.00	417,933.53
8026	NURSING SERVICES	4,217.77	.00	.00	4,217.77
8028	ELEMENTARY LIBRARIES	22,863.51	.00	.00	22,863.51
8040	ELEMENTARY MUSIC	4,581.15	.00	.00	4,581.15
8041	ELEMENTARY PE	23,074.20	.00	.00	23,074.20
8051	NEW SERIES TEXTBOOKS	836,361.86	.00	.00	836,361.86
8052	TECHNOLOGY OFFICE	462,800.15	.00	.00	462,800.15
8055	REPLACEMENT TEXTBOOKS	117,182.92	.00	887.60	116,295.32
8110	NPHS LIBRARY	3,470.58	.00	.00	3,470.58
8111	NPHS BAND	-7,289.34	.00	.00	-7,289.34
8230	MS BAND	7,500.00	.00	.00	7,500.00
8232	CENTRAL OFFICE	-27,853.37	.00	.00	-27,853.37
8233	CUSTODIAL/MAINTENANCE	75,062.67	.00	.00	75,062.67
8234	TEACHER COMPUTERS	271,364.81	.00	.00	271,364.81
8235	VEHICLE ACQUISITION	186,033.86	.00	.00	186,033.86
8240	TRACK	303,506.63	.00	.00	303,506.63
8241	TENNIS COURTS	197,532.00	.00	.00	197,532.00
8245	FOOTBALL FIELD	150,597.00	.00	.00	150,597.00
8250	ADAMS HVAC	-197,532.52	.00	.00	-197,532.52
8255	PLAYGROUNDS	-75,931.00	.00	.00	-75,931.00
8290	INTEREST	-29,053.77	4,342.48	.00	-24,711.29
	<b>Fund Totals</b>	<b>3,349,325.19</b>	<b>4,342.48</b>	<b>8,025.51</b>	<b>3,345,642.16</b>
	<b>Total For All Funds</b>	<b>3,349,325.19</b>	<b>4,342.48</b>	<b>8,025.51</b>	<b>3,345,642.16</b>

North Platte Public School District

EMBJSM4D

Activity and Depreciation Report

		Begin Balance	Revenue	Expenditures	End Balance
<b>03</b>	<b>EMPLOYEE BENEFIT FUND</b>				
8600	NPPS BENEFITS	24,583.99	.00	756.00	23,827.99
8610	EMPLOYEE BENEFITS-UNEMP COMP	2,052.86	.00	.00	2,052.86
8620	SECTION 125	110,312.05	.00	.00	110,312.05
	<b>Fund Totals</b>	<b>136,948.90</b>	<b>.00</b>	<b>756.00</b>	<b>136,192.90</b>
	<b>Total For All Funds</b>	<b>136,948.90</b>	<b>.00</b>	<b>756.00</b>	<b>136,192.90</b>

## North Platte Public School District

EMBJSM4D

## Activity and Depreciation Report

		Begin Balance	Revenue	Expenditures	End Balance
<b>05</b>	<b>ACTIVITY FUND</b>				
7001	FOOTBALL	.00	6,616.12	37,950.28	-31,334.16
7002	VOLLEYBALL	.00	1,757.00	3,264.12	-1,507.12
7003	SOFTBALL	.00	3,887.00	5,262.76	-1,375.76
7004	UNIFIED BOWLING	.00	.00	.00	.00
7005	CROSS COUNTRY	.00	827.50	1,852.40	-1,024.90
7006	TENNIS	.00	765.00	2,098.97	-1,333.97
7007	GOLF	.00	435.00	635.00	-200.00
7008	BASKETBALL	.00	.00	.00	.00
7009	SOCCER	.00	.00	.00	.00
7010	WRESTLING	.00	2,566.59	.00	2,566.59
7011	SWIMMING	.00	.00	.00	.00
7012	TRACK	.00	1,394.05	.00	1,394.05
7013	UNIFIED TRACK	.00	.00	.00	.00
7019	ACTIVITY TICKETS	-3,618.84	6,234.34	946.94	1,668.56
7020	ACTIVITY OFFICE	-15,688.29	.00	1,202.24	-16,890.53
7022	HIGH SCHOOL CONCESSIONS	10,309.33	4,343.36	12,208.55	2,444.14
7023	GNAC	.00	445.00	.00	445.00
7024	SUMMER WEIGHT PROGRAM	.00	.00	.00	.00
7030	ACTIVITY OFFICE FUNDRAISER	636.58	267.84	483.50	420.92
7031	FOOTBALL FUND RAISER	27,526.58	45.00	1,271.47	26,300.11
7032	VOLLEYBALL FUND RAISER	2,851.72	19,260.52	3,821.44	18,290.80
7033	WRESTLING FUND RAISER	10,529.74	50.00	.00	10,579.74
7034	SOFTBALL FUND RAISER	8,379.03	1,200.00	3,207.79	6,371.24
7035	BOYS BBALL FUND RAISER	1,498.47	.00	57.50	1,440.97
7036	GIRLS BBALL FUND RAISER	2,785.05	1,015.98	.00	3,801.03
7037	SWIMMING FUND RAISER	3,901.10	.00	.00	3,901.10
7038	BOYS SOCCER FUND RAISER	3,847.05	.00	.00	3,847.05
7039	GIRLS SOCCER FUND RAISER	1,930.27	623.25	.00	2,553.52
7040	BOYS TRACK FUND RAISER	1,343.73	.00	.00	1,343.73
7041	GIRLS TRACK FUND RAISER	3,014.43	243.50	.00	3,257.93
7042	BOYS TENNIS FUND RAISER	2,296.33	.00	37.50	2,258.83
7043	GIRLS TENNIS FUND RAISER	5,329.16	.00	.00	5,329.16
7044	BOYS GOLF FUND RAISER	1,266.79	.00	.00	1,266.79
7045	GIRLS GOLF FUND RAISER	1,306.30	1,088.00	1,291.50	1,102.80
7046	BIOLOGY FUND RAISER	1,474.19	.00	.00	1,474.19
7047	CREW FUND RAISER	194.38	.00	.00	194.38
7048	PROJECT SEARCH FUND RAISER	872.66	344.85	110.88	1,106.63
7049	TEAMMATES FUND RAISER	3,119.86	.00	.00	3,119.86
7050	UNIFIED BOWLING FUND RAISER	970.32	.00	.00	970.32
7051	POWER LIFTING FUND RAISER	-55.53	.00	.00	-55.53
7052	UNIFIED TRACK FUNDRAISER	-103.20	193.00	.00	89.80
7053	ESPORTS FUNDRAISER	633.30	240.80	.00	874.10
7055	CC FUND RAISER	7,671.82	4,704.08	65.24	12,310.66
7056	SPEECH FUND RAISER	.00	.00	.00	.00
7060	CIRCLE OF FRIENDS	538.45	.00	.00	538.45
7090	BOOSTER CLUB	30,764.69	15,277.72	5,183.20	40,859.21
7100	MIDDLE SCHOOL CONCESSIONS	3,384.53	506.00	339.76	3,550.77
7101	MIDDLE SCHOOL TICKET OFFICE	13,338.49	.00	.00	13,338.49
7102	MIDDLE SCHOOL ATHLETICS ADMINISTRATION	53,308.05	11,770.00	9,394.83	55,683.22
7120	MIDDLE SCHOOL FOOTBALL	307.40	1,314.00	590.00	1,031.40
7121	MIDDLE SCHOOL WRESTLING	-569.79	570.00	.00	.21
7122	MIDDLE SCHOOL VOLLEYBALL	2,772.26	1,259.00	615.00	3,416.26
7123	MIDDLE SCHOOL BOYS BB	8,292.02	.00	.00	8,292.02
7124	MIDDLE SCHOOL GIRLS BB	2,457.70	.00	.00	2,457.70
7125	MIDDLE SCHOOL TRACK	-620.28	625.00	.00	4.72
7126	MIDDLE SCHOOL CROSS COUNTRY	-798.00	800.00	165.00	-163.00
7150	MIDDLE SCHOOL-FOOTBALL FUND RAISER	8,768.81	4,530.00	.00	13,298.81
7151	MIDDLE SCHOOL WRESTLING FUND RAISER	1,546.90	.00	.00	1,546.90
7152	MIDDLE SCHOOL-VOLLEYBALL FUND RAISER	6,450.06	3,312.00	.00	9,762.06
7153	MIDDLE SCHOOL-BOYS BB FUND RAISER	1,318.20	.00	.00	1,318.20
7154	MIDDLE SCHOOL-GIRLS BB FUND RAISER	7,082.20	.00	.00	7,082.20

## North Platte Public School District

EMBJSM4D

## Activity and Depreciation Report

		Begin Balance	Revenue	Expenditures	End Balance
<b>05</b>	<b>ACTIVITY FUND</b>				
7155	MIDDLE SCHOOL-TRACK FUND RAISER	8,151.09	.00	.00	8,151.09
7156	MIDDLE SCHOOL-CC FUNDRAISER	1,018.05	1,350.00	.00	2,368.05
7157	MIDDLE SCHOOL-ROBOTIC	312.26	.00	.00	312.26
7200	VARSITY CHEERLEADERS	1,323.39	3,565.00	2,208.19	2,680.20
7201	HOMECOMING	1,000.00	3,923.00	226.04	4,696.96
7202	PACERS	1,126.22	5,104.00	3,600.00	2,630.22
7203	FLAG CORP	2,718.20	996.00	2,347.20	1,367.00
7204	NPHS MUSICAL	72,529.07	.00	.00	72,529.07
7205	ADVANCED ACTING	3,184.86	1,605.00	830.74	3,959.12
7209	CLASS - FRESHMAN	.00	.00	.00	.00
7210	CLASS - SOPHMORE	500.00	.00	.00	500.00
7211	CLASS - JUNIOR	.00	184.65	.00	184.65
7212	CLASS - SENIOR	-550.00	.00	.00	-550.00
7226	ENVIRONMENTAL CLUB	638.95	.00	.00	638.95
7230	ART CLUB	2,072.94	100.00	.00	2,172.94
7231	CRIME STOPPERS	.00	.00	.00	.00
7232	CLOSE UP	1,732.12	.00	.00	1,732.12
7233	DRAMA	-6,510.33	7,900.00	305.00	1,084.67
7234	FBLA	841.70	.00	.00	841.70
7235	FCCLA	1,461.96	.00	.00	1,461.96
7236	JOURNALISM	1,431.48	1,740.00	158.58	3,012.90
7237	KEY CLUB	2,181.12	300.00	.00	2,481.12
7238	LETTER CLUB	.00	.00	.00	.00
7239	MOCK TRIAL	543.31	.00	.00	543.31
7240	NATL HONOR SOCIETY	2,417.13	.00	.00	2,417.13
7241	SPEECH/DEBATE/NFL	-3,667.79	4,000.00	1,283.08	-950.87
7242	SKILLS USA	11,206.86	1,070.00	392.35	11,884.51
7243	STUDENT COUNCIL	7,611.56	1,141.00	1,134.94	7,617.62
7244	WORLD LANGUAGE CLUB	320.86	.00	.00	320.86
7245	FFA	84,878.20	4,766.00	886.31	88,757.89
7246	DUNGEONS AND DRAGONS	.00	170.00	.00	170.00
7250	VIDEO PRODUCTION	1,502.00	.00	447.12	1,054.88
7260	GSA CLUB	444.47	.00	.00	444.47
7290	FEE SUPPORT	-6,276.58	7,000.00	.00	723.42
7300	COUNSELORS	2,590.42	283.00	.00	2,873.42
7301	AP TESTING	1,202.75	.00	.00	1,202.75
7302	SCHOLARSHIP	15,972.18	.00	.00	15,972.18
7303	DUAL CREDIT - HIGH SCHOOL	237,885.71	.00	68.96	237,816.75
7304	PRINCIPAL CONTINGENCY	3,130.62	468.75	.00	3,599.37
7305	FACULTY	.00	.00	.00	.00
7306	RESTITUTION	.00	.00	.00	.00
7307	NPHS SCHOOL STORE (SPED)	2,067.46	.00	.00	2,067.46
7310	BAND UNIFORM FUND	9.65	.00	.00	9.65
7311	CHOIR ROBE FUND	.00	.00	.00	.00
7315	HIGH SCHOOL BOOK FINES	18,832.66	204.38	.00	19,037.04
7316	LIBRARY FINES	2,655.55	640.79	.00	3,296.34
7317	P.E. FINES	593.00	.00	.00	593.00
7320	ART SUPPLIES	20,464.20	2,066.00	.00	22,530.20
7321	AUTO SHOP	13,154.72	277.02	.00	13,431.74
7322	BAND	16,159.86	816.29	1,353.94	15,622.21
7323	BULLDOGGER	2,181.60	2,209.00	900.00	3,490.60
7324	DRAFTING	1,754.87	.00	.00	1,754.87
7325	ELECTRONICS	3,743.84	30.00	.00	3,773.84
7326	FOODS	4,599.71	1,019.67	212.36	5,407.02
7327	ORCHESTRA	3,314.85	.00	.00	3,314.85
7328	VOCAL	8,025.36	682.88	335.00	8,373.24
7329	WELDING	12,201.74	1,685.10	.00	13,886.84
7330	WOODS	3,354.59	838.22	.00	4,192.81
7331	PHOTOGRAPHY CLASS	2,028.20	439.03	8.49	2,458.74
7332	FCS DESIGN	524.27	449.79	.00	974.06
7400	ELEMENTARY BOOK FINES	9,105.92	.00	.00	9,105.92

North Platte Public School District

EMBJSM4D

Activity and Depreciation Report

		Begin Balance	Revenue	Expenditures	End Balance
<b>05</b>	<b>ACTIVITY FUND</b>				
7403	ELEMENTARY - BUFFALO	3,331.48	.00	1,212.13	2,119.35
7405	ELEMENTARY - CODY	10,433.77	.00	865.75	9,568.02
7406	ELEMENTARY - JEFFERSON	7,670.64	371.00	.00	8,041.64
7407	ELEMENTARY - LINCOLN	10,282.83	.00	.00	10,282.83
7409	ELEMENTARY - WASHINGTON	24,294.59	2,463.00	.00	26,757.59
7410	ELEMENTARY - MCDONALD	1,492.72	3,185.38	.00	4,678.10
7411	ELEMENTARY - EISNEHOWER	4,239.75	.00	201.50	4,038.25
7413	BUFFALO SOCIAL COMMITTEE	58.84	.00	5.98	52.86
7420	ADAMS MIDDLE SCHOOL	7,293.37	1,412.00	.00	8,705.37
7421	ADAMS - STUDENT COUNCIL	10,765.32	.00	113.86	10,651.46
7422	ADAMS - JOURNALISM	4,293.52	305.00	.00	4,598.52
7423	ADAMS - MUSIC/SWING CHOIR	4,194.94	180.85	98.95	4,276.84
7424	ADAMS-LIBRARY FINES	1,041.07	.00	.00	1,041.07
7425	MS SPEECH CLUB	102.38	.00	.00	102.38
7426	MS ENVIRONMENTAL CLUB	420.12	.00	.00	420.12
7427	MS STORE (SPED)	21.31	.00	.00	21.31
7428	ADAMS - BAND	1,905.66	2,944.00	.00	4,849.66
7429	ADAMS-FACULTY COURTESY COMM	.00	.00	.00	.00
7430	MADISON MIDDLE SCHOOL	38,277.75	.00	.00	38,277.75
7431	MADISON - BAND/CHORUS	8,172.38	.00	.00	8,172.38
7432	MADISON - TENNIS COURTS	.00	.00	.00	.00
7433	MADISON - STUDENT COUNCIL	1,484.98	.00	.00	1,484.98
7442	ELEMENTARY ORCHESTRA	692.03	610.00	.00	1,302.03
7445	ELEMENTARY - HALL	2,766.24	.00	.00	2,766.24
7454	ELEMENTARY - LAKE/OSGOOD	19,797.82	.00	300.86	19,496.96
7460	ADAMS ART CLUB	680.28	.00	.00	680.28
7461	ADAMS CHESS CLUB	591.28	.00	.00	591.28
7462	ADAMS UNFIIED SCHOOLS	200.00	.00	.00	200.00
7480	TLC	3,361.18	.00	.00	3,361.18
7481	KIDS KLUB	93,634.68	.00	874.46	92,760.22
7490	DISTRICT	4,018.21	.00	.00	4,018.21
7491	MENTAL HEALTH	3,785.26	.00	.00	3,785.26
7802	MCKINLEY RENTALS	10,082.20	.00	.00	10,082.20
7803	RENTALS - ALL BUILDINGS	31,579.51	.00	.00	31,579.51
7852	CAMPS	1,345.15	.00	.00	1,345.15
7900	REVOLVING FUND	12,798.16	207.66	.00	13,005.82
7910	INTEREST	14,747.48	.00	500.00	14,247.48
7911	BUS/VAN DEPRECIATION	21,626.22	.00	.00	21,626.22
7913	CHROMEBOOK INS	12,686.88	1,060.00	.00	13,746.88
7914	VERIZON TOWER RENTAL	240,675.15	.00	1,227.10	239,448.05
7915	TECHNOLOGY	107,580.81	763.51	687.84	107,656.48
7916	TUITION WAIVERS	5,410.66	.00	1,270.00	4,140.66
7917	MAINTENANCE	54,199.49	14,900.48	32,021.50	37,078.47
7918	SPECIAL OLYMPICS	6,887.61	435.00	.00	7,322.61
7920	CENTRAL OFFICE	739.18	.00	.00	739.18
7928	BAUER FIELD SIGNS	6,915.42	.00	.00	6,915.42
7929	SCHOOL/COMMUNITY PARTNERSHIP	.00	.00	.00	.00
7930	BELOW 5	1,446.21	.00	.00	1,446.21
	<b>Fund Totals</b>	<b>1,600,285.38</b>	<b>184,373.95</b>	<b>148,134.10</b>	<b>1,636,525.23</b>
	<b>Total For All Funds</b>	<b>1,600,285.38</b>	<b>184,373.95</b>	<b>148,134.10</b>	<b>1,636,525.23</b>

Income Statement

Account No/ Description	Adjusted Budget	Encumbrance	Actual Period	Actual YTD	Available Balance	Percent
81 REVENUES						
000	1,000.00	.00	10.03	10.03	989.97	1.00
15 00 INVESTMENT INCOME	1,000.00	.00	10.03	10.03	989.97	1.00
000	1,623,000.00	.00	-20,211.61	-20,211.61	1,643,211.61	-1.25
16 00 LOCAL REVENUE	1,623,000.00	.00	-20,211.61	-20,211.61	1,643,211.61	-1.25
000	10,000.00	.00	.00	.00	10,000.00	.00
31 00 STATE RECEIPTS	10,000.00	.00	.00	.00	10,000.00	.00
000	1,399,000.00	.00	.00	.00	1,399,000.00	.00
42 00 FEDERAL REVENUE	1,399,000.00	.00	.00	.00	1,399,000.00	.00
000	200,817.00	.00	2,015.05	2,015.05	198,801.95	1.00
56 00 MISC REVENUE	200,817.00	.00	2,015.05	2,015.05	198,801.95	1.00
81 REVENUES	3,233,817.00	.00	-18,186.53	-18,186.53	3,252,003.53	-.56
91 EXPENDITURES						
110 CLERICAL BUSDRIVERS	296,341.00	.00	5,479.97	5,479.97	290,861.03	1.85
210 HEALTH CARE NON-INSTRUCTIONAL	121,636.00	.00	991.38	991.38	120,644.62	.82
220 FICA NON INSTRUCTIONAL	4,374.00	.00	416.53	416.53	3,957.47	9.52
230 RETIREMENT NON INSTRUCTIONAL	5,649.00	.00	541.33	541.33	5,107.67	9.58
260 LIFE INSURANCE	.00	.00	.00	.00	.00	.00
290 LONG TERM DISABILITY	.00	.00	.00	.00	.00	.00
330 TRAINING AND DEVELOPMENT	.00	.00	.00	.00	.00	.00
340 OTHER PROFESSIONAL SERVICES	.00	.00	.00	.00	.00	.00
570 FOOD SERVICE MANAGEMENT	2,615,000.00	.00	170,894.23	170,894.23	2,444,105.77	6.54
610 GENERAL SUPPLIES	.00	.00	10,144.57	10,144.57	-10,144.57	.00
630 FOOD:FOOD SERVICES	.00	.00	227.18	227.18	-227.18	.00
733 FURNITURE AND FIXTURES	.00	4,633.20	.00	.00	-4,633.20	.00
890 MISCELLANEOUS EXPENDITURES	5,000.00	.00	.00	.00	5,000.00	.00
31 00	3,048,000.00	4,633.20	188,695.19	188,695.19	2,854,671.61	6.34
91 EXPENDITURES	3,048,000.00	4,633.20	188,695.19	188,695.19	2,854,671.61	6.34
06 NUTRITION FUND	185,817.00	-4,633.20	-206,881.72	-206,881.72	397,331.92	-113.83

North Platte Public School District

For 09/02/22 - 09/30/22

Variable Column Report

FJEXS01S

Periods 01 - 01

Bond Fund Report

Month End Report 12

PY Periods 01 - 01

<u>Account No/Description</u>	<u>Prevl YTD Exp</u>	<u>YTD Adj Bud</u>	<u>Period Expended</u>	<u>YTD Actual</u>	<u>Avail Balance</u>	<u>Percent Used</u>
<b>000 DISTRICT WIDE</b>						
23-07-0001-013-000-000 CASH-OPERATING-BOND FUND	403,080.39	.00	32,402.09	143,116.83	143,116.83	
23-07-0001-016-000-000 CASH ON DEPOSIT-COUNTY TREAS	4,933.60	.00	-32,402.09	.00	.00	
<b>01 ASSETS</b>	<b>408,013.99</b>	<b>.00</b>	<b>.00</b>	<b>143,116.83</b>	<b>143,116.83</b>	
23-07-0001-900-000-000 BUDGETED FUND BALANCE	.00	.00	.00	122,850.00	122,850.00	
<b>03 EQUITY</b>	<b>.00</b>	<b>.00</b>	<b>.00</b>	<b>122,850.00</b>	<b>122,850.00</b>	
<b>000 DISTRICT WIDE</b>	<b>408,013.99</b>	<b>.00</b>	<b>.00</b>	<b>265,966.83</b>	<b>265,966.83</b>	
<b>001 HIGH SCHOOL</b>						
23-07-1100-000-000-001 (1110) PROPERTY TAXES-NPHS E	-4,850.70	.00	.00	.00	.00	
<b>81 REVENUES</b>	<b>-4,850.70</b>	<b>.00</b>	<b>.00</b>	<b>.00</b>	<b>.00</b>	
23-07-0006-080-000-001 FUND BALANCE-NPHS BONDS	-269,744.14	.00	.00	.00	.00	
<b>001 HIGH SCHOOL</b>	<b>-269,744.14</b>	<b>.00</b>	<b>.00</b>	<b>.00</b>	<b>.00</b>	
<b>001 HIGH SCHOOL</b>	<b>-274,594.84</b>	<b>.00</b>	<b>.00</b>	<b>.00</b>	<b>.00</b>	
<b>016 LAKE BOND ISSUE</b>						
23-07-1100-000-000-016 (1110) PROPERTY TAXES-LAKE M	-82.90	.00	.00	.00	.00	
<b>81 REVENUES</b>	<b>-82.90</b>	<b>.00</b>	<b>.00</b>	<b>.00</b>	<b>.00</b>	
23-07-5000-830-000-016 PROFESSIONAL SERVICES-LAKE MALONEY	.00	-1,500.00	.00	.00	-1,500.00	.00
23-07-5000-831-000-016 REDEMPTION OF PRINCIPAL-LAKE MALONEY	.00	-120,000.00	.00	.00	-120,000.00	.00
23-07-5000-832-000-016 DEBT SERVICES INTEREST-LAKE MALONEY	.00	-1,350.00	.00	.00	-1,350.00	.00
<b>91 EXPENDITURES</b>	<b>.00</b>	<b>-122,850.00</b>	<b>.00</b>	<b>.00</b>	<b>-122,850.00</b>	<b>.00</b>
23-07-0008-080-000-016 FUND BALANCE-LAKE MALONEY BC	-133,336.25	.00	.00	-143,116.83	-143,116.83	
<b>016 LAKE BOND ISSUE</b>	<b>-133,336.25</b>	<b>.00</b>	<b>.00</b>	<b>-143,116.83</b>	<b>-143,116.83</b>	
<b>016 LAKE BOND ISSUE</b>	<b>-133,419.15</b>	<b>-122,850.00</b>	<b>.00</b>	<b>-143,116.83</b>	<b>-265,966.83</b>	<b>1.16</b>
<b>07 BOND FUND</b>	<b>.00</b>	<b>-122,850.00</b>	<b>.00</b>	<b>122,850.00</b>	<b>.00</b>	<b>-1.00</b>

North Platte Public School District

For 09/02/22 - 09/30/22

Variable Column Report

FJEXS01S

Periods 01 - 01

SPECIAL BUILDING FUND REPORT

Month End Report 13

PY Periods 01 - 01

<u>Account No/Description</u>	<u>Prevl YTD Exp</u>	<u>YTD Adj Bud</u>	<u>Period Expended</u>	<u>YTD Actual</u>	<u>Avail Balance</u>	<u>Percent Used</u>
23-08-0001-013-000-000 CASH-NLNB-BUILDING	214,408.78	.00	-243,665.07	-242,930.98	-242,930.98	
23-08-0001-016-000-000 CASH ON DEPOSIT-COUNTY TREAS	26,072.68	.00	-217,174.77	.00	.00	
23-08-0001-031-000-000 DUE TO/FROM	-207,172.08	.00	.00	.00	.00	
<b>01 ASSETS</b>	<b>33,309.38</b>	<b>.00</b>	<b>-460,839.84</b>	<b>-242,930.98</b>	<b>-242,930.98</b>	
23-08-0001-900-000-000 RESERVED FUND BALANCE	.00	.00	.00	197,363.00	197,363.00	
23-08-0001-905-000-000 UNRESERVED FUND BALANCE	-219,552.37	.00	.00	-217,908.86	-217,908.86	
<b>03 EQUITY</b>	<b>-219,552.37</b>	<b>.00</b>	<b>.00</b>	<b>-20,545.86</b>	<b>-20,545.86</b>	
23-08-1100-000-000-000 (1110) PROPERTY TAXES-BUILDING	-26,072.68	790,000.00	.00	.00	790,000.00	.00
23-08-4997-000-000-000 REVENUE-ESSERS II	.00	638,789.00	.00	.00	638,789.00	.00
23-08-4998-000-000-000 REVENUE-ESSERS III	.00	1,929,512.00	.00	.00	1,929,512.00	.00
23-08-5690-000-000-000 (9000) NON-PROGRAM INCOME-BUILDING FUND	.00	30,000.00	.00	.00	30,000.00	.00
<b>81 REVENUES</b>	<b>-26,072.68</b>	<b>3,388,301.00</b>	<b>.00</b>	<b>.00</b>	<b>3,388,301.00</b>	<b>.00</b>
23-08-2620-340-000-000 CONTRACTED SERVICES - ARCHITECT	.00	-6,000.00	.00	.00	-6,000.00	.00
23-08-2620-720-000-032 BUILDING IMPROVEMENTS-DISTRICT	1,212.00	-686,363.00	606.00	606.00	-685,757.00	.00
23-08-2620-720-001-001 BUILDING IMPROVEMENT-NPHS	37,425.00	-300,000.00	271,368.00	271,368.00	-28,632.00	-.90
23-08-2620-720-002-002 BUILDING IMPROVEMENTS-ADAMS	97,325.00	.00	.00	.00	.00	
23-08-2620-720-004-004 BUILDING IMPROVEMENTS-MADISC	3,931.59	-25,000.00	.00	.00	-25,000.00	.00
23-08-6997-340-002-002 CONSTRUCTED SERVICES-ARCHITECT	72,422.08	.00	20,082.84	20,082.84	20,082.84	
23-08-6997-720-002-002 BUILDING IMPROVEMENTS-ESSERS II-ADAMS	.00	-638,789.00	168,783.00	168,783.00	-470,006.00	-.26
23-08-6998-720-000-000 CONSTRUCTION-ESSERS III	.00	-1,929,512.00	.00	.00	-1,929,512.00	.00
<b>91 EXPENDITURES</b>	<b>212,315.67</b>	<b>-3,585,664.00</b>	<b>460,839.84</b>	<b>460,839.84</b>	<b>-3,124,824.16</b>	<b>-.13</b>
<b>08 SPECIAL BUILDING FUND</b>	<b>.00</b>	<b>-197,363.00</b>	<b>.00</b>	<b>197,363.00</b>	<b>.00</b>	<b>-1.00</b>

North Platte Public School District

For 09/02/22 - 09/30/22

Variable Column Report

FJEXS01S

Periods 01 - 01

REPORT BY PROGRAM

REPORT BY PROGRAM

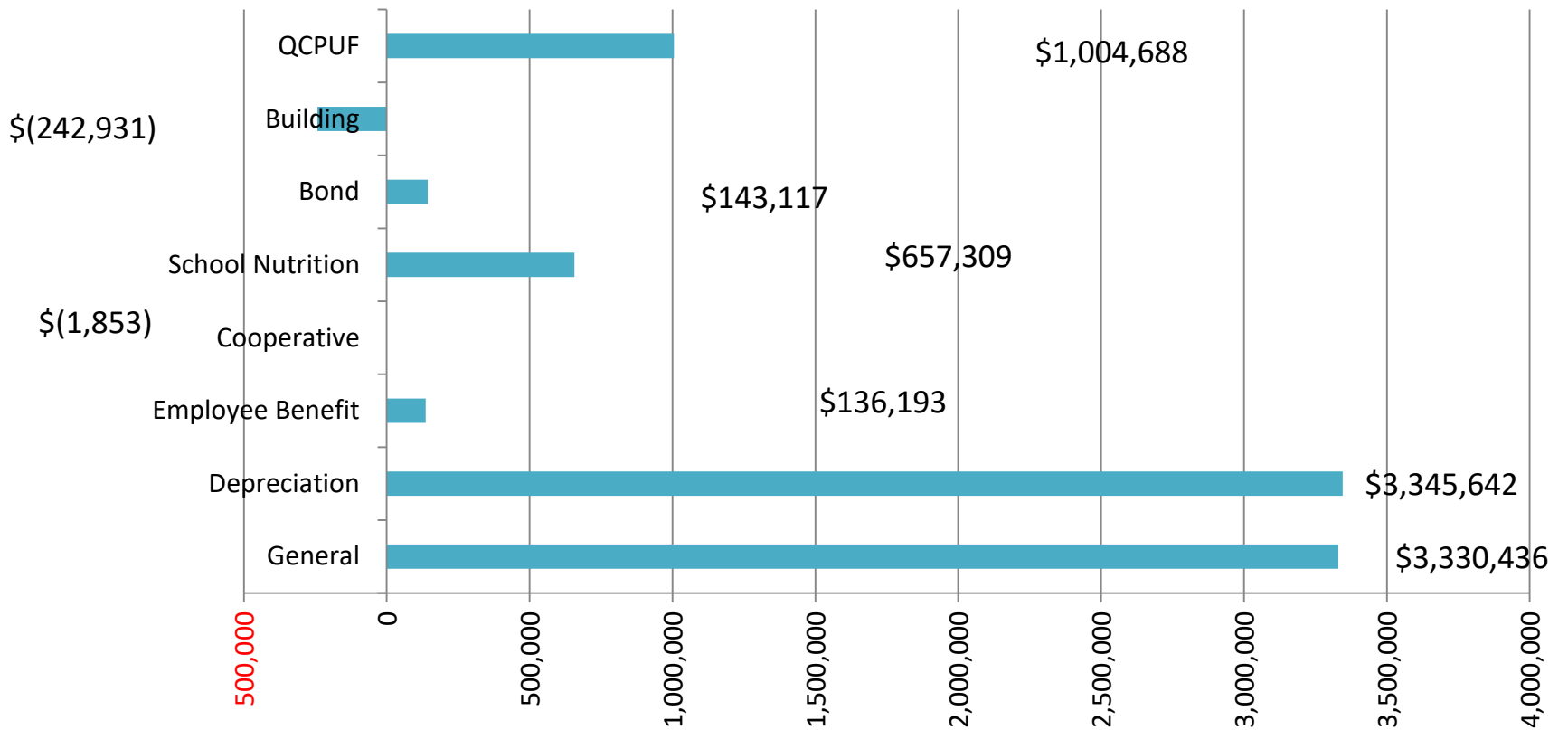
PY Periods 01 - 01

<u>Account No/Description</u>	<u>Prevl YTD Exp</u>	<u>YTD Adj Bud</u>	<u>Period Expended</u>	<u>YTD Actual</u>	<u>Avail Balance</u>	<u>Percent Used</u>
23-09-0001-013-000-000 CASH-NLNB-QCUPF	897,229.29	.00	283,836.30	1,004,688.40	1,004,688.40	
23-09-0001-016-000-000 CASH ON DEPOSIT-COUNTY TREAS	36,388.03	.00	-293,401.64	-.06	-.06	
<b>01 ASSETS</b>	<b>933,617.32</b>	<b>.00</b>	<b>-9,565.34</b>	<b>1,004,688.34</b>	<b>1,004,688.34</b>	
23-09-0001-900-000-000 RESERVED FUND BALANCE	232.00	.00	.00	734.00	734.00	
23-09-0001-905-000-000 UNRESERVED FUND BALANCE	-897,229.29	.00	.00	-1,014,253.68	-1,014,253.68	
<b>03 EQUITY</b>	<b>-896,997.29</b>	<b>.00</b>	<b>.00</b>	<b>-1,013,519.68</b>	<b>-1,013,519.68</b>	
23-09-1100-000-000-000 PROPERTY TAXES-QCUPF	-36,388.03	1,005,794.00	.00	.00	1,005,794.00	.00
<b>81 REVENUES</b>	<b>-36,388.03</b>	<b>1,005,794.00</b>	<b>.00</b>	<b>.00</b>	<b>1,005,794.00</b>	<b>.00</b>
23-09-4500-720-010-010 BUILDING IMPROVMENTS-MCDONALD	.00	.00	9,565.34	9,565.34	9,565.34	
23-09-5000-830-000-000 DUES AND FEES-PAYING AGENT	.00	-1,000.00	.00	.00	-1,000.00	.00
23-09-5000-831-000-000 PRINCIPAL COSTS	.00	-970,000.00	.00	.00	-970,000.00	.00
23-09-5000-832-000-000 DEBT SERVICE INTEREST	.00	-35,528.00	.00	.00	-35,528.00	.00
<b>91 EXPENDITURES</b>	<b>.00</b>	<b>-1,006,528.00</b>	<b>9,565.34</b>	<b>9,565.34</b>	<b>-996,962.66</b>	<b>-.01</b>
<b>09 QCUPF</b>	<b>232.00</b>	<b>-734.00</b>	<b>.00</b>	<b>734.00</b>	<b>.00</b>	<b>-1.00</b>



**North Platte Public Schools**  
**Balance Sheet – Total Net Assets**  
**For the One Month Period Ending September 30, 2022**

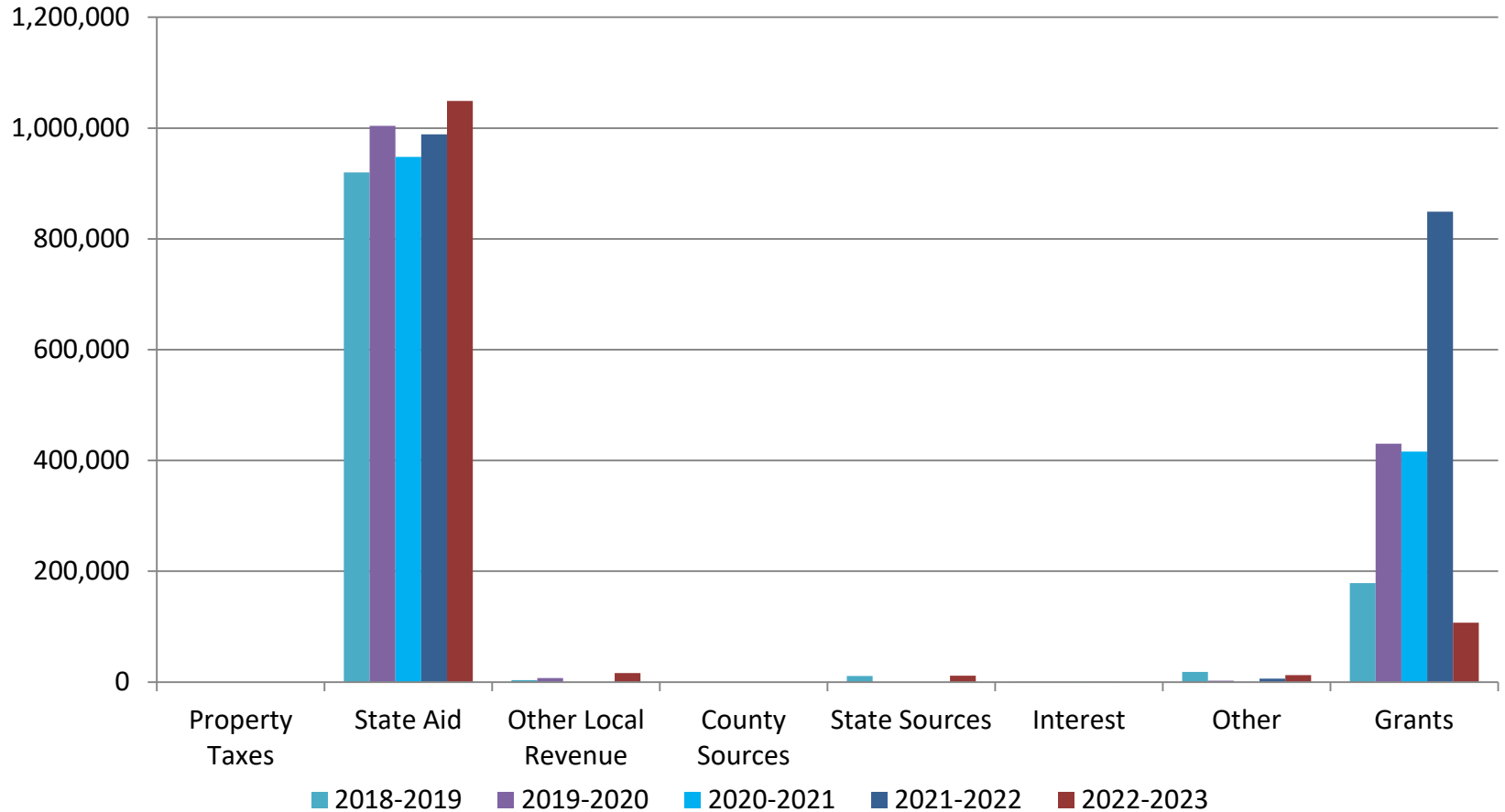
**2022-2023**



# North Platte Public Schools

## Revenue Comparison

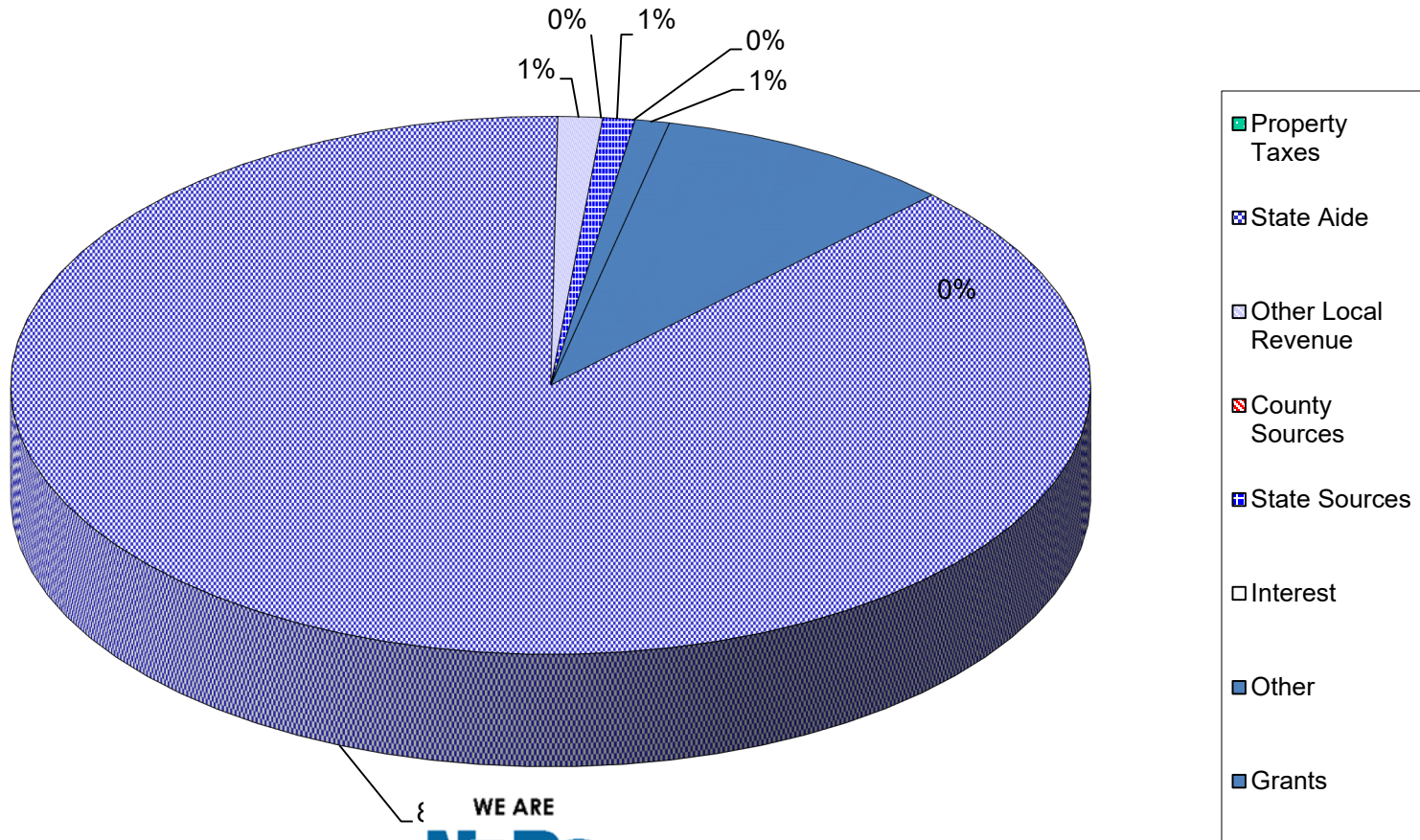
### For the One Month Period Ending September 30



# North Platte Public Schools

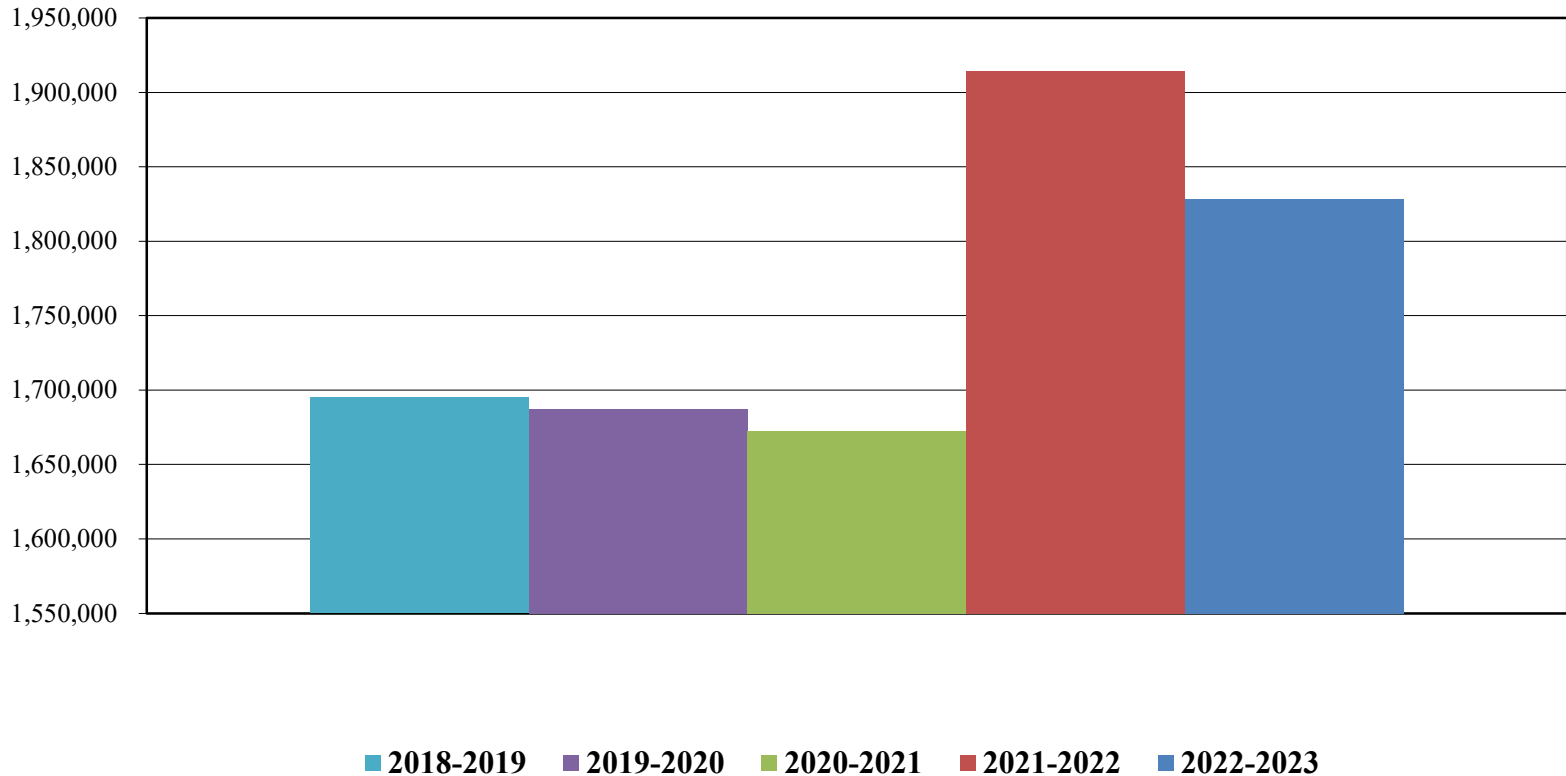
## Revenue by Object Code

For the One Month Period Ending September 30, 2022



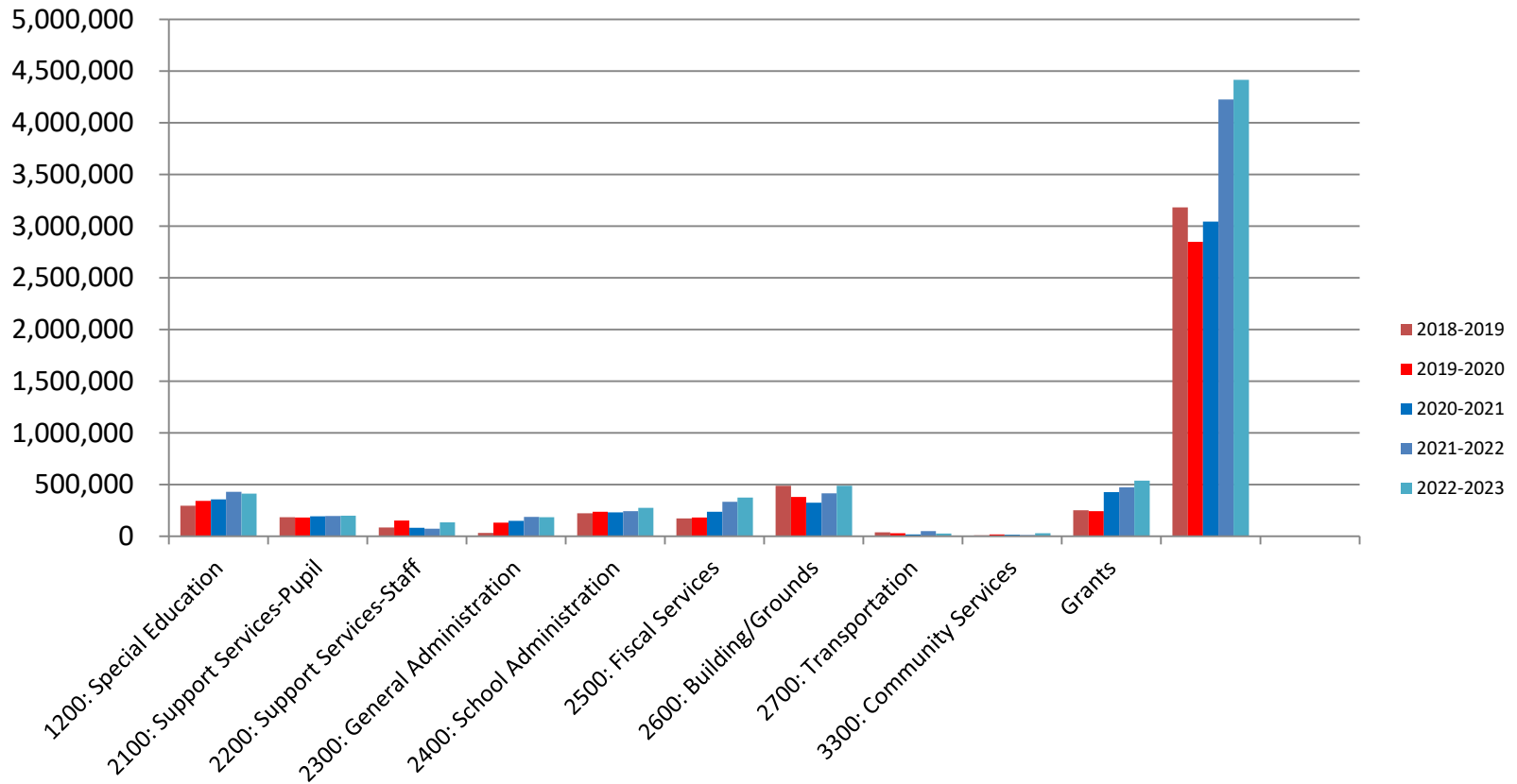
# North Platte Public Schools

Comparison of Expense-1100: Instruction Only  
For the One Month Period Ending September 30



# North Platte Public Schools

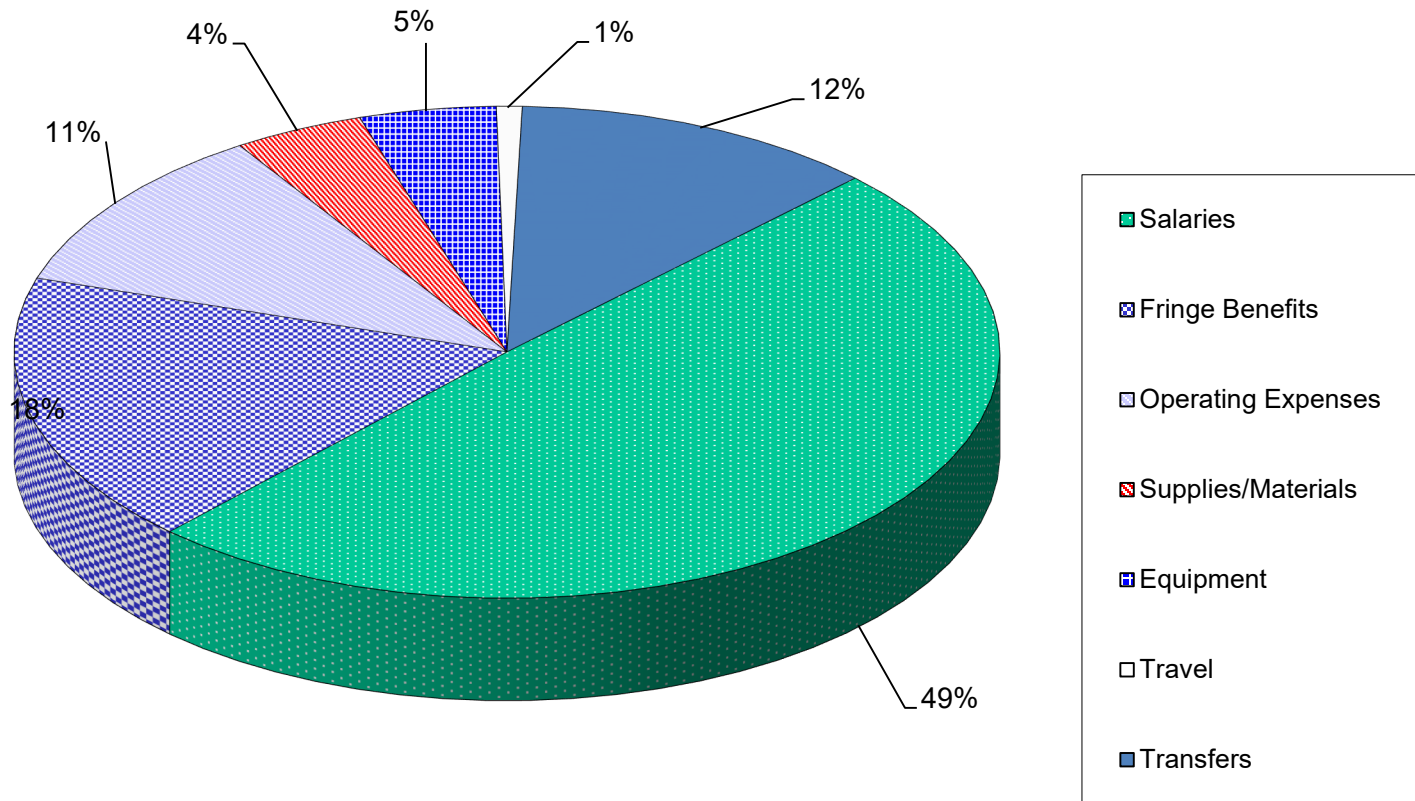
## Comparison of Expense by Discipline For the One Month Period Ending September 30



# North Platte Public Schools

## Expenditures by Object Code

For the One Month Period Ending September 30



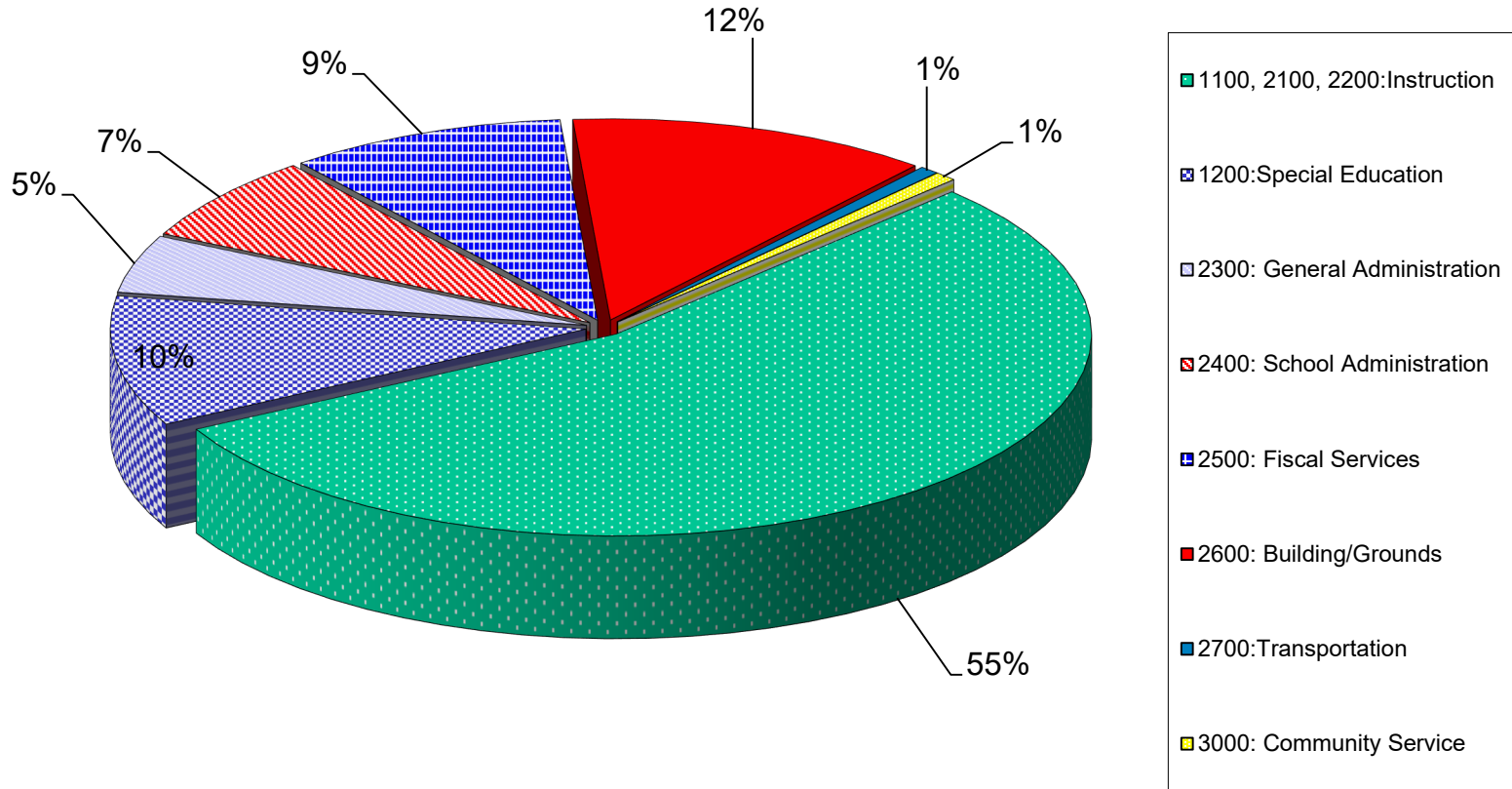
General Fund Expenditures excluding Grants



# North Platte Public Schools

## Expenditures by Discipline


For the One Month Period Ending September 30, 2022



General Fund Expenditures excluding grants



**North Platte Public Schools**  
 Enrollment by Schools  
 2022-2023



	K	1	2	3	4	5	6	7	8	9	10	11	12	Total	21-22	
NPHS 001										294	303	297	321	1215	1219	(4)
Adams 002								269	297					566	583	(17)
Madison 004							266							266	270	(4)
Buffalo 003														0	0	0
Cody 005	42	23	49	29	40	39								222	202	20
Jefferson 006	46	44	50	35	42	45								262	271	(9)
Lincoln 007	47	46	47	40	42	39								261	286	(25)
Washington 009	43	21	23	41	45	41								214	195	19
McDonald 010	40	44	25	37	39	37								222	235	(13)
Eisenhower 011	25	45	27	33	32	39								201	214	(13)
Osgood 012														0	0	0
Lake Maloney 016	20	16	14	25	22	12								109	122	(13)
<b>Total</b>	<b>263</b>	<b>239</b>	<b>235</b>	<b>240</b>	<b>262</b>	<b>252</b>	<b>266</b>	<b>269</b>	<b>297</b>	<b>294</b>	<b>303</b>	<b>297</b>	<b>321</b>	<b>3538</b>	<b>3597</b>	<b>(59)</b>
<b>Last Years LF</b>		249	236	246	261	270	263	270	298	285	299	298	306	3281		
		-10	-1	-6	1	-18	3	-1	-1	9	4	-1	15	Elem		
		96%	100%	98%	100%	93%	101%	100%	100%	103%	101%	100%	105%	1491	1525	(34)

**560001 NORTH PLATTE  
PUBLIC SCHOOLS District**

Generated on 10/03/2022  
07:59:40 AM Page 1 of 3

**Student Enrollment Summary Report**

Effective Date: 10/03/2022 Enrollment Types: P  
Total Race/Ethnicities: 7 of 7 Total Schools: 12  
Race/Ethnicity Source: Federal Male/Female/Total: 1951/1731/3682

**Student Population by Race/Ethnicity and Grade Level (Male/Female/Total)**

**Adams Middle School**

Grade	1:Hispanic/Latino	2:American Indian or Alaska Native	3:Asian	4:Black or African American	5:Native Hawaiian or Other Pacific Islander	6:White	7:Two or more races	Total
07	29/20/49	3/2/5	0/1/1	5/1/6	-	108/91/199	5/4/9	150/119/269
08	25/27/52	2/2/4	4/1/5	2/0/2	0/1/1	123/98/221	7/5/12	163/134/297
All Grades	54/47/101	5/4/9	4/2/6	7/1/8	0/1/1	231/189/420	12/9/21	313/253/566

**Buffalo Elementary**

Grade	1:Hispanic/Latino	2:American Indian or Alaska Native	3:Asian	4:Black or African American	5:Native Hawaiian or Other Pacific Islander	6:White	7:Two or more races	Total
PK	12/4/16	-	0/1/1	0/1/1	-	32/19/51	0/3/3	44/28/72
All Grades	12/4/16	-	0/1/1	0/1/1	-	32/19/51	0/3/3	44/28/72

**Cody Elementary**

Grade	1:Hispanic/Latino	2:American Indian or Alaska Native	3:Asian	4:Black or African American	5:Native Hawaiian or Other Pacific Islander	6:White	7:Two or more races	Total
01	1/4/5	-	-	-	-	10/6/16	1/1/2	12/11/23
02	9/2/11	-	-	1/0/1	-	18/15/33	2/2/4	30/19/49
03	3/4/7	-	-	-	-	9/11/20	1/1/2	13/16/29
04	6/3/9	-	-	-	-	15/12/27	3/1/4	24/16/40
05	4/5/9	-	-	-	-	13/15/28	1/1/2	18/21/39
KG	6/5/11	-	-	1/0/1	-	13/14/27	2/1/3	22/20/42
All Grades	29/23/52	-	-	2/0/2	-	78/73/151	10/7/17	119/103/222

**Eisenhower Elementary**

Grade	1:Hispanic/Latino	2:American Indian or Alaska Native	3:Asian	4:Black or African American	5:Native Hawaiian or Other Pacific Islander	6:White	7:Two or more races	Total
01	2/3/5	-	-	1/2/3	-	18/19/37	-	21/24/45
02	2/0/2	-	-	1/1/2	-	10/13/23	-	13/14/27
03	-	-	1/0/1	0/1/1	-	16/13/29	0/2/2	17/16/33
04	2/0/2	-	-	-	-	17/12/29	0/1/1	19/13/32
05	2/1/3	-	-	0/1/1	-	15/19/34	1/0/1	18/21/39
KG	1/2/3	-	-	1/1/2	-	9/9/18	1/1/2	12/13/25
All Grades	9/6/15	-	1/0/1	3/6/9	-	85/85/170	2/4/6	100/101/201

**Jefferson Elementary**

Grade	1:Hispanic/Latino	2:American Indian or Alaska Native	3:Asian	4:Black or African American	5:Native Hawaiian or Other Pacific Islander	6:White	7:Two or more races	Total
01	6/8/14	-	1/1/2	1/1/2	-	15/9/24	1/1/2	24/20/44
02	7/8/15	-	1/0/1	0/2/2	-	16/14/30	1/1/2	25/25/50
03	5/2/7	-	-	1/1/2	-	10/14/24	0/2/2	16/19/35
04	11/4/15	-	-	0/1/1	-	16/10/26	-	27/15/42
05	4/5/9	-	-	1/0/1	-	9/22/31	2/2/4	16/29/45
KG	9/7/16	-	-	1/0/1	-	14/13/27	0/2/2	24/22/46
PK	1/3/4	-	-	-	-	8/6/14	-	9/9/18
All Grades	43/37/80	-	2/1/3	4/5/9	-	88/88/176	4/8/12	141/139/280

**Lake Maloney Elementary**

Grade	1:Hispanic/Latino	2:American Indian or Alaska Native	3:Asian	4:Black or African American	5:Native Hawaiian or Other Pacific Islander	6:White	7:Two or more races	Total
01	1/0/1	-	-	-	-	5/10/15	-	6/10/16
02	-	-	-	-	-	8/6/14	-	8/6/14

## Student Enrollment Summary Report continued

560001 NORTH PLATTE PUBLIC  
SCHOOLS District

Effective Date: 10/03/2022 Enrollment Types: P

10/03/2022 07:59:40 AM

Total Race/Ethnicities: 7 of 7 Total Schools: 12 Race/Ethnicity Source: Federal Male/Female/Total: 1951/1731/3682

## Lake Maloney Elementary

Grade	1:Hispanic/Latino	2:American Indian or Alaska Native	3:Asian	4:Black or African American	5:Native Hawaiian or Other Pacific Islander	6:White	7:Two or more races	Total
03	-	-	1/0/1	-	-	15/9/24	-	16/9/25
04	0/1/1	-	-	-	-	11/10/21	-	11/11/22
05	0/2/2	-	-	-	-	6/4/10	-	6/6/12
KG	-	-	-	-	-	8/10/18	2/0/2	10/10/20
All Grades	1/3/4	-	1/0/1	-	-	53/49/102	2/0/2	57/52/109

## Lincoln Elementary

Grade	1:Hispanic/Latino	2:American Indian or Alaska Native	3:Asian	4:Black or African American	5:Native Hawaiian or Other Pacific Islander	6:White	7:Two or more races	Total
01	5/4/9	-	-	0/1/1	-	14/20/34	1/1/2	20/26/46
02	5/5/10	0/1/1	-	-	-	15/20/35	0/1/1	20/27/47
03	7/1/8	-	-	1/0/1	-	14/13/27	2/2/4	24/16/40
04	10/6/16	1/0/1	-	-	-	11/11/22	3/0/3	25/17/42
05	5/6/11	1/1/2	-	1/0/1	-	14/9/23	1/1/2	22/17/39
KG	8/5/13	1/1/2	2/0/2	-	-	17/10/27	2/1/3	30/17/47
All Grades	40/27/67	3/3/6	2/0/2	2/1/3	-	85/83/168	9/6/15	141/120/261

## Madison Middle School

Grade	1:Hispanic/Latino	2:American Indian or Alaska Native	3:Asian	4:Black or African American	5:Native Hawaiian or Other Pacific Islander	6:White	7:Two or more races	Total
06	29/25/54	1/2/3	2/1/3	1/4/5	-	101/92/193	3/5/8	137/129/266
All Grades	29/25/54	1/2/3	2/1/3	1/4/5	-	101/92/193	3/5/8	137/129/266

## McDonald Elementary

Grade	1:Hispanic/Latino	2:American Indian or Alaska Native	3:Asian	4:Black or African American	5:Native Hawaiian or Other Pacific Islander	6:White	7:Two or more races	Total
01	1/2/3	-	0/1/1	-	-	18/21/39	0/1/1	19/25/44
02	2/1/3	-	-	-	-	13/9/22	-	15/10/25
03	-	0/1/1	-	-	-	15/19/34	2/0/2	17/20/37
04	0/1/1	-	-	-	1/0/1	18/15/33	4/0/4	23/16/39
05	0/1/1	1/0/1	0/1/1	-	-	17/17/34	-	18/19/37
KG	1/3/4	-	1/0/1	-	-	18/13/31	4/0/4	24/16/40
All Grades	4/8/12	1/1/2	1/2/3	-	1/0/1	99/94/193	10/1/11	116/106/222

## North Platte High School

Grade	1:Hispanic/Latino	2:American Indian or Alaska Native	3:Asian	4:Black or African American	5:Native Hawaiian or Other Pacific Islander	6:White	7:Two or more races	Total
09	24/20/44	2/0/2	1/1/2	0/1/1	-	121/117/238	6/1/7	154/140/294
10	31/22/53	0/1/1	1/0/1	3/3/6	-	118/114/232	3/7/10	156/147/303
11	29/28/57	1/2/3	2/4/6	2/3/5	-	109/111/220	3/3/6	146/151/297
12	25/23/48	1/1/2	3/0/3	6/0/6	-	139/111/250	5/7/12	179/142/321
All Grades	109/93/202	4/4/8	7/5/12	11/7/18	-	487/453/940	17/18/35	635/580/1215

## Osgood Elementary

Grade	1:Hispanic/Latino	2:American Indian or Alaska Native	3:Asian	4:Black or African American	5:Native Hawaiian or Other Pacific Islander	6:White	7:Two or more races	Total
PK	3/1/4	-	2/2/4	-	-	18/10/28	-	23/13/36
All Grades	3/1/4	-	2/2/4	-	-	18/10/28	-	23/13/36

## Washington Elementary

Grade	1:Hispanic/Latino	2:American Indian or Alaska Native	3:Asian	4:Black or African American	5:Native Hawaiian or Other Pacific Islander	6:White	7:Two or more races	Total
01	3/2/5	1/0/1	-	-	-	11/2/13	1/1/2	16/5/21

**Student Enrollment Summary Report continued**560001 NORTH PLATTE PUBLIC  
SCHOOLS District

Effective Date: 10/03/2022 Enrollment Types: P

10/03/2022 07:59:40 AM

Total Race/Ethnicities: 7 of 7 Total Schools: 12 Race/Ethnicity Source: Federal Male/Female/Total: 1951/1731/3682

**Washington Elementary**

Grade	Washington Elementary							Total
	1:Hispanic/Latino	2:American Indian or Alaska Native	3:Asian	4:Black or African American	5:Native Hawaiian or Other Pacific Islander	6:White	7:Two or more races	
02	0/3/3	0/1/1	1/0/1	1/0/1	-	12/4/16	0/1/1	14/9/23
03	3/3/6	-	0/1/1	0/1/1	-	13/16/29	1/3/4	17/24/41
04	1/6/7	-	1/0/1	-	-	18/17/35	1/1/2	21/24/45
05	3/2/5	-	-	0/1/1	-	22/12/34	0/1/1	25/16/41
KG	2/2/4	-	-	1/0/1	-	19/15/34	1/3/4	23/20/43
PK	3/2/5	-	-	-	-	5/6/11	1/1/2	9/9/18
All Grades	15/20/35	1/1/2	2/1/3	2/2/4	-	100/72/172	5/11/16	125/107/232

**Student Population Excluding White not of Hispanic Origin**

<u>School</u>	<u>Total</u>	<u>Percentage</u>
Adams Middle School	146	25.80%
Buffalo Elementary	21	29.17%
Cody Elementary	71	31.98%
Eisenhower Elementary	31	15.42%
Jefferson Elementary	104	37.14%
Lake Maloney Elementary	7	6.42%
Lincoln Elementary	93	35.63%
Madison Middle School	73	27.44%
McDonald Elementary	29	13.06%
North Platte High School	275	22.63%
Osgood Elementary	8	22.22%
Washington Elementary	60	25.86%
Total	918	24.93%

**MEMORANDUM OF UNDERSTANDING BETWEEN  
THE NORTH PLATTE POLICE DEPARTMENT/THE CITY OF NORTH PLATTE AND  
NORTH PLATTE PUBLIC SCHOOLS**

This Memorandum of Understanding ("MOU") is made and entered as of the date fully executed below, by and between the North Platte Police Department and the City of North Platte ("NPPD") and the Lincoln County School District 56-0001, also known as North Platte Public Schools ("School District").

**WHEREAS**, the School District and the NPPD share the goal of promoting school safety and a positive school climate;

**WHEREAS**, all parties acknowledge that crime prevention is most effective when the School District, NPPD, parents, behavioral health professionals, and the community are working in a positive and collaborative manner;

**WHEREAS**, the School District and the NPPD agree it is important to create a school environment in which conflicts are deescalated and students are provided developmentally appropriate and fair consequences for misbehavior that address the root causes of their misbehavior, while minimizing the loss of instruction time;

**WHEREAS**, the School District staff should generally not involve the NPPD's School Resource Officer(s) ("SRO"), in enforcement of the School District's discipline policies;

**WHEREAS**, the School District and NPPD recognize that student contact with (name of Law Enforcement Agency)'s SROs and the School District staff builds positive relationships leading to better student outcomes; and

**WHEREAS**, the School District and the NPPD agree that student discipline practices and referrals to the juvenile justice system need to be closely monitored for fair and equitable treatment for all School District students.

NOW, THEREFORE, the School District and the NPPD agree as follows:

**Section 1. Employment of the School Resource Officer**

1. NPPD agrees to employ and provide a full-time police officer to be assigned to the School District during the school year as an SRO pursuant to the terms of this MOU. It is clearly understood, acknowledged, and agreed to by the parties that the SRO is an employee of NPPD, subject to the administration, supervision, and control of NPPD. (See Appendix A for contract amount)
2. NPPD agrees to employ and provide a Part-time police officer to be assigned to the School District during the school year as an SRO pursuant to the terms of this MOU. It is clearly understood, acknowledged, and agreed to by the parties that the SRO is an employee of NPPD, subject to the administration, supervision, and control of NPPD. (See Appendix A for contract amount)
3. NPPD will furnish training, uniforms, equipment, and schedule of deployment required under Nebraska law or that is needed for the operation of this MOU. The School District shall coordinate with NPPD to also provide the SRO with applicable training, supplies, and equipment needed for the operation of this MOU.

4. The SRO shall be subject to all personnel policies and practices of NPPD, except as such policies or practices may be modified by the terms and conditions of this MOU.
5. NPPD, in its sole discretion, shall have the power and authority to hire, replace and rotate, discharge, and discipline the SRO.
6. As an employee of NPPD, the SRO will be subject to the chain of command of NPPD's Police Department.
7. If the School District Superintendent is dissatisfied with the SRO who has been assigned to the school, then the School District Superintendent may request that NPPD assign a different law enforcement officer as the SRO for the school. Unless the nature of the concerns warrants immediate replacement, such a request should normally occur after the Superintendent has met with NPPD's \_Chief of Police\_ to discuss concerns and allow a reasonable amount of time for NPPD to remediate the issues. If mutually agreed by NPPD and School District, NPPD shall assign a new SRO to the school. NPPD reserves the right to remove/re-assign any SRO along with notification given to the Superintendent and the school board.

## **Section 2. Term**

This MOU shall begin September 01, 2022 and end August 31, 202~~2~~<sup>3</sup>. This MOU may be renewed for additional one year periods upon mutual written agreement of the Parties.

## **Section 3. Contact Persons**

The principal(s) at each participating school building shall be the School District's on-site contact person for any SRO assigned to that school building. In addition, the SRO Program liaison for the School District shall be the Superintendent, and for the NPPD shall be the Chief of Police.

## **Section 4. School Discipline and Law Enforcement Program Goals**

The parties seek to:

1. Create a common understanding that (a) school administrators and teachers are ultimately responsible for school discipline and culture; (b) SROs should not be involved in the enforcement of school rules; and (c) a clear delineation of the roles and responsibilities of SROs as to student discipline is essential, and should include a regular review by all stakeholders;
2. Minimize student discipline issues so they do not become school-based to the juvenile justice system;
3. Promote effectiveness and accountability;
4. Provide training as available and appropriate to SROs and School District staff on effective strategies to work with students that align with program goals;
5. Employ accepted industry standards so that all students are treated impartially and without bias by NPPD's SROs and the policies of NPPD, and also by the School District staff in alignment with rules and procedures applicable to the School District's equity policies; and
6. Utilize accepted industry standards for training and oversight with the goal of reducing any existing disproportionality

## **Section 5. Roles and Responsibilities regarding School Discipline**

1. Disciplining students is the responsibility and authority of the School District. Law enforcement is the responsibility of NPPD. The School District and NPPD shall follow the principles in this MOU regarding the division between school discipline and law enforcement.
2. NPPD can provide assistance when: (a) required by law under NEB. REV. STAT. §§ 79-262 and 79-293 or other state or City/County/Security Agency law; (b) there is a threat to the safety of students, teachers, or public safety personnel; (c) to assist with victims of crime, missing persons, and persons in mental health crisis; (d) in an attempt to prevent criminal activity from occurring; (e) it is required as part of emergency management response; or (f) it is required or allowed by this MOU.
3. The SRO and school administrators will coordinate to differentiate between school disciplinary issues (school administrator responsibility) and criminal issues (SRO responsibility) and respond appropriately, deescalating school-based incidents whenever possible. Student suicide threats wherein the student and possibly others may be placed at risk should be handled expeditiously and coordinated between the SRO and school administrators to determine the best course of action in which to address the situation.
4. The SRO should not act as a school disciplinarian. The School District staff should not involve the SRO in disputes that are related to issues of school discipline. However, the SRO may serve as a complement to school staff, provide education, or act in the role of a mentor, counselor, or trusted adult as herein provided. The SRO will be involved in school discipline when it pertains to certain criminal matters and preventing a disruption that would, if ignored, place students, school personnel, and others at risk of harm, so the SRO will resolve the problem to preserve the safe school climate. In all other cases, disciplining students for policy violations is a school responsibility. In those situations, the SRO may, if appropriate under the circumstances, take students who violate School District conduct policies to the administration offices for discipline to be administered by school administrators.
5. The SRO shall confer with school administrators for student offenses that constitute a minor violation of the law. After consultation, a determination will be made as to whether such matters will be best handled by school administration or the SRO.
6. After consultation, a determination will be made as to whether such matters will be best handled by school administration or the SRO.
7. The SRO should not interview students or collect evidence for solely School District disciplinary purposes.
8. The NPPD policy that addresses when a parent or guardian will be notified or present, if a student is subjected to questioning or interrogation by a School Resource Officer or other employee of NPPD is SRO. The School District's policy that addresses when a parent or guardian will be notified or present if a student is subjected to questioning or interrogation by a school official or by an SRO in conjunction with a school official is Policy 3055 Investigations, Arrests, and Other Student Contact by Law Enforcement and Health and Human Services. The

School District will make this information available to all parents or guardians in a language that such parent or guardian understands.

9. The NPPD policy that addresses under what circumstances a student will be advised of constitutional rights prior to being questioned or interrogated by an SRO or other employee of NPPD is 5022. The School District policy or regulation addressing students being advised of constitutional rights prior to being questioned or interrogated by a school official or by a SRO in conjunction with a school official is Policy 3055 – School Resource Officers.
10. The School District policy required by NEB. REV. STAT. § 79-262 that addresses the type or category of student conduct or actions that will be referred to law enforcement for prosecution and the type of student conduct or actions that will be resolved as a disciplinary matter by a school official and not subject to referral to law enforcement is Policy 5035 – Student Discipline.
11. NPPD shall keep records on each student referral by an SRO for prosecution in response to an incident occurring at school, on school grounds, or at a school-sponsored event and ensure that such records allow for analysis of related data and delineate: (a) The reason for such referral; and (b) Federally identified demographic characteristics of such student.
12. School Resource Officers of NPPD will maintain confidentiality of all matters regarding the School District, staff, and student information as required by law or applicable policy.

#### **Section 6. Duties of the School Resource Officer**

1. The purpose of the SRO is to provide for and maintain a safe, healthy, and productive learning environment, emphasizing the use of restorative approaches to address negative behavior, while acting as a positive role model for students by working in a cooperative, proactive, problem-solving manner between NPPD and the School District.
2. The SRO must build relationships, enhance community-policing activities, identify safety concerns within the schools, develop problem solving strategies with school administrators and staff, and collaboratively develop a comprehensive school safety plan with school administrators and staff.
3. The SRO shall attend and participate in applicable school meetings and to communicate and coordinate with the school principals, superintendent, and other appropriate school personnel concerning the needs of the school and its students.
4. In coordination with school administrators, the SRO may provide presentations to the school in safety, crime prevention, bullying, sexting, digital citizenship, etc., and may also provide additional services to the school if requested.
5. NPPD and the SRO will work closely with School District officials to improve the social and behavioral skills of students in order to maximize their ability to achieve academically and become successful, contributing citizens. Issues to be addressed may include substance abuse, violence reduction, social skills, problem-solving skills, and other areas of School District and community concern.
6. NPPD and School District understand that the SRO may use measures to secure school property as followed through established protocols of NPPD's Police Department and the School District in the event of an emergency situation that requires the activation of emergency response procedures (i.e., critical incident protocols such as "lock down" and "lock out").

7. The SRO will be a visible, active law enforcement figure dealing with the school's law enforcement matters at school and at school activities and events.
8. The SRO shall initiate positive interaction with students in the classroom and general areas of the school campus to promote the profession of police officers and be a positive role model, while increasing the visibility and accessibility of police to the school community.
9. The SRO will share information with the school's administrators about persons and conditions pertaining to school campus safety concerns to the extent allowed by law and NPPD's Police Department policies.
10. The SRO may assist with resolving law enforcement issues that affect the students, the school, the School District, or the broader community. However, matters that are not of a significant or urgent nature or do not directly relate to the students, the school, the School District, or to issues concerning child abuse or neglect, but only concern the broader community, should first be coordinated between school administration and law enforcement before being conducted at the school in order to minimize the effect on student education and the school environment. Outside law enforcement agencies shall first coordinate with school administration.
11. The SRO shall notify school administration upon removing a student from the school campus.
12. The SRO shall notify a parent as soon as possible when minor students are issued a criminal citation or arrested.
13. If a student arrest is warranted, the SRO shall use the least disruptive and the least obtrusive manner reasonably available to conduct the arrest of the student. The SRO should be accompanied by a school principal or \_Director of Student Services, if available, when arresting a student unless exigent circumstances require otherwise for the safety of the student, the SRO, and/or others.
14. The SRO shall not use physical force or restraints on a student, including handcuffs, Tasers, mace, or other physical or chemical restraints unless a student's actions pose a threat or they are subject to arrest.
15. The SRO shall question students in a manner and a time when it has the least impact on the student's education so long as the delay in questioning does not interfere with the effectiveness of an investigation, the disappearance or unavailability of a criminal suspect or evidence, or risk public safety or significant damage to property.
16. The SRO shall become familiar with School District's student conduct and discipline policies.
17. NPPD and School District may coordinate and jointly fund other beneficial training opportunities for the SRO and school administrators.

## **Section 7. Duties of School Administrators**

1. School administrators shall provide the NPPD with appropriate school administrator names and contact information to facilitate communication.
2. School administrators shall provide an office/storage or workspace for the SRO's materials and personal effects.
3. School administrators shall provide a classroom, equipment, and supplies for classes or other training as discussed in this MOU provided by the SRO, if any.

4. School administrators will arrange meetings with the SRO as needed by the school administration.
5. School Administrators and the SRO will coordinate to differentiate between school disciplinary issues (school administrator responsibility) and criminal issues (SRO responsibility) and respond appropriately, deescalating school-based incidents whenever possible. Student suicide threats wherein the student and possibly others may be placed at risk should be handled expeditiously and coordinated between the SRO and school administrators to determine the best course of action in which to address the situation.
6. School administrators shall confer with the SRO for student offenses that constitute a minor violation of the law. After consultation, a determination will be made as to whether such matters will be best handled by school administration or the SRO.
7. School administrators shall confer with the SRO on issues that do not involve a real and immediate threat to persons or to the public safety, such as public order offenses, including disorderly conduct, disturbance/disruption of schools or public assembly, trespass, loitering, and fighting that does not involve physical injury or a weapon. After consultation, a determination will be made as to whether such matters will be best handled by school administration or the SRO.
8. School administrators will make an effort to handle routine student conduct and disciplinary matters without involving the SRO in a law enforcement capacity, unless it is absolutely necessary or required by law.
9. School administrators will facilitate SRO-initiated investigations and actions.
10. School administrators will provide ongoing feedback to the NPPD for SRO evaluation purposes.
11. School administrators should notify the SRO responding to a school-based infraction if any student involved has a disability with an accompanying Individualized Education Program ("IEP"), Section 504 Plan, or Health Care Plan, and who therefore may require special treatment or accommodations to the extent such notice is permitted by law.
12. The School District acknowledges that the SRO is required by NPPD policies and procedures to attend mandatory trainings and/or meetings.
13. If applicable and deemed necessary, school administrators will provide opportunities for the SRO and school administration to meet with parents and community members during the school year.
14. NPPD and School District may coordinate and jointly fund and provide other beneficial training opportunities for the SRO and school administrators.

## **Section 8. Student Rights**

### SRO Search and Seizure

1. The SRO may conduct or participate in a search of a student's person, school locker, personal belongings, electronic devices, or vehicle only where there is "probable cause" to believe that the search will turn up evidence that the student has committed or is committing a criminal offense.
2. It is recommended that in addition to having probable cause, the SRO should follow state and federal law and the NPPD policies and procedures when conducting searches of persons and property which may require a search warrant.

3. The SRO shall not ask school administrators to search a student's person, school locker, personal belongings, electronic devices, or vehicle in an effort to circumvent the student's legal rights and protections.

#### School Administrators Search and Seizure

1. A school administrator may conduct a search of a student's person, personal belongings, electronic devices, or vehicle in accordance with the "reasonable suspicion" legal standards.
2. Absent a real and immediate threat to any person or to the public safety, a school administrator shall not ask the SRO to be present or participate in a search when no probable cause has been established.
3. Strip searches of students by school administrators are prohibited.

#### Student Questioning

1. SRO. The SRO may question a student as provided in School District policy 3055 – School Resource Officers and/or 5022 – Investigations, Arrests, and Other Student Contact by Law Enforcement and Health and Human Services.
2. School Administrators – Student Interviews and Questioning. School administrators are free to communicate, interview, and question students for any academic and non-academic matters, including, but not limited to, issues relating to school and student safety, policy compliance and violations, student discipline, etc.

### Access to Education Records

1. School administrators shall allow the SRO to inspect and copy any public records, including student "directory information," maintained by the school to the extent allowed by state and federal law and School District policy.
2. If some information in a student's educational record is needed in an emergency to protect the health or safety of the student or others, school administrators shall disclose to the SRO the information that is needed to respond to the emergency situation based on: (i) the seriousness of the threat to the health or safety of an individual; (ii) the need of the information to meet the emergency situation; and (iii) the extent to which time is of the essence.
3. If the SRO needs confidential student educational record information, but no emergency situation exists, the information may be disclosed only as allowed by applicable state and federal law.
4. Notwithstanding any provision to the contrary within this Agreement, the Parties shall fully comply with the requirements of NEB. REV. STAT. § 79-2,104 or any other state or federal law or regulation, including Family Educational Rights and Privacy Act of 1974 (FERPA) (20 U.S.C. 1232g), and its implementing regulations (34 C.F.R. Part 99), regarding the confidentiality of student information and records. All NPPD requests for student records made to the School District shall be in compliance with this provision. NPPD represents, warrants, and agrees that it will: (1) hold the student records in strict confidence and will not use or disclose student records except as (a) permitted or required by this Agreement, (b) required by law, or (c) otherwise authorized by the School District in writing. At the request of the School District, NPPD agrees to provide the School District with a written report of the student records and information disclosed to third parties. A breach of these confidentiality requirements shall constitute grounds for the immediate termination of this MOU.

### **Section 9. Training**

1. Within six months of being assigned as SROs to the School District, each SRO shall have completed a minimum of twenty hours of training focused on school-based law enforcement, including but not limited to, coursework focused on school law, student rights, understanding special needs of students and students with disabilities, conflict de-escalation techniques, ethics for school resource officers, teenage brain development, adolescent behavior, implicit bias training, diversity and cultural awareness, trauma-informed responses, and preventing violence in school settings. Assignments as an SRO that do not meet the definition of "school resource officer" found at NEB. REV. STAT. § 79-2702 are not subject to the requirements of this MOU, but the use of such assignments should not be used to circumvent the training requirements set forth in in this paragraph.
2. Within six months of an SRO being assigned to a school building, a minimum of one administrator in each elementary and secondary school building will have completed a minimum of twenty hours of training, excluding previous college coursework, focused on school-based law enforcement, including, but not limited to course work focused on school law, student rights, understanding special needs of students and students with disabilities, conflict de-escalation techniques, ethics,

teenage brain development, adolescent behavior, implicit bias training, diversity and cultural awareness, trauma-informed responses, restorative justice, and preventing violence in school settings.

### **Section 10. Program Review**

1. The NPPD student and parent complaint process or policy to express a concern or file a complaint about an SRO and the practice of the SRO with the NPPD is 3055. The School District's student and parent complaint policy to express a concern or file a complaint about an SRO and the practice of the SRO with the NPPD is Policy 3055.
2. The School District, in collaboration with the NPPD, shall conduct an annual review of the program and shall: (a) make modifications as necessary to accomplish stated program goals; and (b) create a report of the review to be provided to both parties and, to the extent permitted by law, made available online. The parties will establish an evaluation process, to include community stakeholders, as part of the regular review of program goals and relevant data, including the specific measures, data points, and metrics included in the report. The first of the annual report will be for the first full school year following the formation of this MOU.

### **Section 11. Community Partnerships**

The School District and NPPD shall continue to collaborate with community and governmental agencies to further program goals, support strategies to divert students from the criminal justice system, and access additional support services for students.

### **Section 12. Payment**

The district will support the first SRO at 75% of their total compensation and 50% of the Second SRO compensation. NPPD shall invoice the School District for SRO services rendered under this MOU in Two installments with the first invoice being delivered in October, 2022 after the City Council approves the contract. The second payment, with the final invoice will be in March, 2023. NPPD shall make appropriate pro rata reductions in the amount invoiced during any month in which circumstances reduced the amount of SRO services provided by NPPD. The School District shall make payment for SRO services within thirty (30) days of its receipt of an invoice from NPPD.

### **Section 13. Inspection of Records**

NPPD shall establish and maintain books, records, and documents (including electronic storage media) sufficient to reflect all income and expenditures of funds provided by the School District under this MOU. All records relating to the SRO Program, regardless of the form in which they are kept, shall be open to inspection and subject to audit, inspection, examination, evaluation, and/or reproduction, during normal working hours, by the School District's agent or its authorized representative to permit the School District to evaluate, analyze, and verify the satisfactory performance of the terms and conditions of this MOU and to evaluate, analyze, and verify any and all invoices, billings, payments, and/or claims submitted by NPPD pursuant to this MOU.

### **Section 14. Body-Worn Cameras (BWCs)**

All parties agree that any use of BWCs by SROs must be subject to and in compliance with federal, state, and local laws and regulations regarding their use and operation. NPPD shall use its best efforts to notify the School District at least two weeks before its officers assigned to the School District are to begin use of BWCs, and it will provide written information and training to the building principals and superintendent of the schools in which the officers may enter. Training shall include the objectives and procedures for the use of BWCs in public and in schools. Every SRO equipped with a BWC shall be trained in the operation of the equipment prior to its use. To maximize the effectiveness of the BWC and the integrity of the video documentation, SROs shall adhere to the objectives and procedures outlined in this MOU and NPPD's general operations orders or similar policies or procedures when they utilize BWCs. NPPD may, if not otherwise prohibited by law, provide to the School District copies of any such filming of students, parents, employees, or others upon school property, upon request for such copies by the School District, as a law enforcement record. In the event that NPPD receives advice that providing a copy of such video is prohibited, NPPD agrees to utilize its best efforts to facilitate the availability of its officer(s) that made the video to testify, upon request by the School District, in any school disciplinary hearing concerning his/her/their knowledge of the facts and circumstances of the videoed incident. Any such film or video taken by, and kept in the possession of NPPD may be considered law enforcement records under the Family Educational Rights and Privacy Act (FERPA), 20 U.S.C. sec. 1232g and 34 C.F.R. Sec. 99.8. Any copy of such film or video, if permitted by law to be provided to the School District, may become an educational record of the District. NPPD's officers shall at all times recognize and comply with the confidentiality of student and education records and may only seek such records in accordance with the requirements of School District policy and state and federal law.

#### **Section 15. Nondiscrimination**

The Parties shall not discriminate against any employee or applicant who is to be employed for performance of this MOU with respect to his or her hire, tenure, terms, conditions, or privileges of employment, because of his race, color, religion, sex, disability, or national origin.

#### **Section 16. Employment Eligibility Verification**

The Parties shall use a federal immigration verification system to determine the work eligibility status of employees hired on or after October 1, 2009 and who are physically performing services within the State of Nebraska. If a party employs or contracts with any subcontractor in connection with this MOU, the contracting party shall include a provision in the contract requiring the subcontractor to use a federal immigration verification system to determine the work eligibility status of new employees physically performing services within the State of Nebraska.

#### **Section 17. Termination**

Either party may terminate this MOU for any or no reason and at any time by giving the other party at least (30) days prior written notice of the same. Any joint funds or property in possession of the Parties as a result of this MOU shall be divided and distributed to the party that contributed it or funded its purchases.

## **Section 18. Appropriation of Funds**

The Parties' obligations under this MOU are expressly subject to the appropriation of funds by the School District's Board of Education and NPPD's governing authority. Further, in the event that funds are not appropriated in whole or in part sufficient for performance of the obligations under this MOU, the parties may terminate this MOU.

## **Section 19. Default**

A party shall be in default under this MOU if it breaches, defaults on or otherwise fails to perform or satisfy any agreement, obligation, term, covenant, condition or provision set forth herein or arising hereunder, and such breach, default or failure to perform continues for a period of thirty (30) days after the party receives written notice of such breach or failure to perform from the other party; or, if such breach cannot reasonably be cured within such 30-day period, and the breaching party fails to commence to cure such breach within such thirty (30) days after notice from the non-breaching party or fails to proceed diligently to cure such breach within a reasonable time thereafter. Upon default by a party, the remaining parties may pursue any remedy provided by law.

## **Section 20. Liability Insurance**

Each party shall obtain and pay for its own liability insurance coverage for their participation in this MOU. The minimum coverage under such insurance shall be \$1,000,000 for one accident and \$5,000,000 in the aggregate.

## **Section 21. Notice**

Each Party giving any Notice ("Notice") under this MOU must give written Notice by personal delivery, registered or certified mail (in each case, return receipt requested and postage prepaid), or electronic mail to the School District's superintendent at the e-mail address on file with the Nebraska Department of Education and to NPPD at [trhodes@nppsd.org](mailto:trhodes@nppsd.org). Notice is effective only if the party giving the Notice has complied with this section.

## **Section 22. Indemnification**

To the extent permitted by applicable law, but without waiving any rights under any applicable state governmental immunity act or constitutional provision, each party agrees to indemnify, defend, and hold harmless the other party from and against any loss, cost, or damage of any kind (including reasonable outside attorneys' fees) to the extent arising out of its breach of this Agreement, and/or its negligence or willful misconduct.

## **Section 23. No Third-Party Beneficiaries**

This MOU does not and is not intended to confer any rights or remedies upon any person other than the Parties.

## **Section 24. Independent Contractor**

The Parties to this agreement shall at all times be acting in the capacity of independent contractors and not as an officer, employee or agent of one another. Neither party nor its respective agents, employees, subcontractors, or assignees shall represent to others that it has the authority to bind the other party unless specifically authorized in writing to do so. NPPD shall at all times be responsible for all aspects of the employment, control, and direction of SROs assigned under this MOU. Nothing within this MOU is intended to create an agency or employment relationship between the School District and any officer assigned by NPPD to participate in the SRO Program. All compensation, wages, salaries, benefits and other emoluments of employment payable to the SROs shall be the sole responsibility of NPPD. No right to School District retirement, leave benefits, or any other benefits of School District employees shall exist as a result of the performance of any duties or responsibilities under this MOU. The School District shall not be responsible for social security, withholding taxes, contributions to unemployment compensation funds, or insurance for NPPD's officers, employees, agents, subcontractors, or assignees.

## **Section 25. Amendments and Modifications**

The Parties may amend or modify this MOU only by a signed, written unanimous agreement that identifies itself as an amendment or modification to this MOU. No other alterations in the terms of this agreement shall be valid or binding.

## **Section 26. Severability**

If any provision of this MOU is determined to be unenforceable, the remaining provisions of this MOU remain in full force, if the essential terms and conditions of this MOU for each party remain enforceable.

## **Section 27. Counterparts**

The Parties may execute this MOU in multiple counterparts, each of which constitutes an original, and all of which, collectively, constitute only one agreement. The signatures of all of the Parties need not appear on the same counterpart, and delivery of an executed counterpart signature page by facsimile or other electronic means is as effective as executing and delivering this MOU in the presence of the other Parties to this MOU. This MOU is effective upon delivery of one executed counterpart from each party to the other party. In proving this MOU, a party must produce or account only for the executed counterpart of the party to be charged.

## **Section 28. Assignment**

The Parties shall not assign or otherwise dispose of this MOU or any duty, right, or responsibility contemplated in this MOU to any other person or entity without the previous written consent of the other Parties.

## **Section 29. Publication and Posting**


Within three months of the adoption of this MOU, the School District's Superintendent

shall provide a copy of it to the Nebraska Department of Education and post it on the School District's website. If any change is made to this MOU, the School District's Superintendent shall provide an updated copy of the MOU to the Nebraska Department of Education and post a copy on the School District's website no later than January 1<sup>st</sup> of the following year.

**Section 30. Entire MOU**

The MOU is the complete and exclusive expression of the Parties' agreement on the matters contained in this MOU. All prior and contemporaneous negotiations and agreements between the Parties on the matters contained in this MOU are expressly merged into and superseded by this MOU.

**LINCOLN COUNTY SCHOOL DISTRICT 56-0001,  
A/K/A NORTH PLATTE PUBLIC SCHOOLS**

By: 

Name: Todd Rhodes

Title: Superintendent of Schools

Date: 5-9-2022

**NORTH PLATTE POLICE DEPARTMENT/  
CITY OF NORTH PLATTE**

By: 

Name: Brandon Kelliher

Title: Mayor

Date: 09-20-22

**ADDENDUM TO MEMORANDUM OF UNDERSTANDING BETWEEN  
THE NORTH PLATTE POLICE DEPARTMENT/THE CITY OF NORTH PLATTE AND  
NORTH PLATTE PUBLIC SCHOOLS**

This Addendum to Memorandum of Understanding (“Addendum”) is made and entered as of the date fully executed below, by and between the North Platte Police Department (“NPPD”) and the City of North Platte (“City”) and the Lincoln County School District 56-0001, also known as North Platte Public Schools (“School District”).

**WHEREAS**, NPPD and the School District entered into a Memorandum of Understanding (“MOU”) as approved by the School District on May 9, 2022

**WHEREAS**, the City and NPPS have entered into an Interlocal Cooperative Agreement Relating to School Resource Officer for the school year 2022-2023; and

**WHEREAS**, all parties desire to clarify certain terms relating to the time worked by the school resource officer (SRO), rates of pay, and any overtime pay which may be due as a result of the SRO's duties.

**WHEREAS**, the Parties hereby agree to the following changes or additions to the MOU by this signed, written unanimous agreement as permitted under Section 25. Amendments and Modifications.

**NOW THEREFORE**, Section 2 has a scrivener’s error that misstates the duration of the term. The MOU shall hereafter read as follows:

**Section 2. Term**

This MOU shall begin September 1, 2022 and end August 31, 2023.

This MOU may be renewed for additional one year periods upon mutual written agreement of the Parties.

**NOW THEREFORE**, Section 12 shall be clarified to include the amount of the payments for the two contracted SROs, the expectations of hours and activities, and the treatment of overtime work and overtime pay. This addition has been discussed and agreed to between the Parties, and is memorialized herein in writing. Section 12. Shall hereafter read as follows:

**Section 12. Payment**

1. This district will support the first SRO at 75% of their total

compensation and 50% of the Second SRO compensation. The district's support for the first SRO at 75% of their total compensation will be the agreed amount of \$84,000.00 and the second SRO at 50% of their total compensation will be the agreed amount of \$66,000.00. NPPD shall invoice the School District for the SRO services rendered under this MOU in Two installments with first invoice being delivered in October, 2022 after the City Council approves the contract. The second payment, with the final invoice will be in March, 2023. NPPD shall make appropriate pro rata reductions in the amount invoiced during any month in which circumstances reduced the amount of SRO services provided by NPPD. The School District shall make payment for SRO services within thirty (30) days of its receipt of an invoice from NPPD.

2. The SROs will work the hours and activities as requested by the School District subject to the availability of the SROs for any of such assignments.
3. In the event that as a result of the hours the SROs are requested to work any overtime is accrued, then (1) the City will on a monthly basis, send a statement to the School District indicating the extra time and hours that the SROs have spent on behalf of the School District and (2) the School District will pay such overtime as soon as it is approved and authorized by the School Board.


**NOW THEREFORE**, all other terms of the MOU shall apply to and have full force and effect upon the Addendum.

This Addendum has been reviewed by both the representatives of the NPPD/ City and the School District and is an attachment to the SRO Agreement that was signed by the NPPD/City and the School District and is an integral part of that agreement. To further show the commitment, this Addendum shall be signed and dated by the representative of the NPPD/City and the School District.

**SIGNATURES ON FOLLOWING PAGE**

**WITNESSETH:**

Dated: 09.26.22

  
\_\_\_\_\_  
Steve Reeves, Chief of Police

Dated: 9/26/22

  
\_\_\_\_\_  
Stuart Simpson, Executive Director of Finance

**Suggested Worksheet/Guideline for Reviewing Rule 10  
In K-12 Public Schools (Online Version)**

Accountability, Accreditation, and Program Approval  
Nebraska Department of Education  
PO Box 94987  
Lincoln, NE 68509-4987

Email: [ADVISERHelp@nebraskacloud.org](mailto:ADVISERHelp@nebraskacloud.org) Web: <http://www.education.ne.gov/APAC/>

*(Please use Rule 10 dated August 1, 2015)*

Y or N

**Code Section 003: Mandatory Requirements for Legal Operation**

- 003.01 Certificated Teachers and administrators
- 003.05 Graduation requirements: Language Arts-40 credits
- 003.05 Graduation requirements: Math-30 credits
- 003.05 Graduation requirements: Science-30 credits
- 003.05 Graduation requirements: Social Studies/History-30 credits
- 003.06 School Year meets the 400/1032/1080 hours
- 003.08 Reports are submitted by due dates
- 003.12 Period of time established for recitation of Pledge of Allegiance (K-12)

Y or N

**Code Section 004: Curriculum and Standards**

- 004.01A Board-approved instructional program based on written purposes or standards
- 004.01A Board-approved instructional program based on written purposes or standards provided to each certificated staff member
- 004.01B Adopted academic content standards in accordance with Rule 10 guidelines
- 004.01C Written guides, frameworks, and standards for all other curricular areas
- 004.01C Written description of the library media and guidance programs
- 004.01D Writing experiences incorporated in all curricular areas K-12
- 004.01E Educational computer/technology incorporated in instructional programs at all grade levels
- 004.01F Multicultural education incorporated in all curricular areas at all grade levels
- 004.01F1 Statement of philosophy or mission and goals for the multicultural education program.
- 004.01F2 Multicultural education incorporated in curriculum guides, frameworks, or standards
- 004.01F3 Multicultural education program includes process for selecting appropriate instructional materials
- 004.01F4 Process for provision of staff development for all administrators, teachers, and support staff in multicultural education
- 004.01F5 Process for periodic assessment of multicultural education program
- 004.01F5 Annual status report on multicultural education provided to local board of education
- 004.02A1 Elementary weekly schedule includes Reading/Language Arts
- 004.02A2 Elementary weekly schedule includes Mathematics
- 004.02A3 Elementary weekly schedule includes Social Studies
- 004.02A4 Elementary weekly schedule includes Science
- 004.02A5 Elementary weekly schedule includes Health
- 004.02A6 Elementary weekly schedule includes P.E.
- 004.02A7 Elementary weekly schedule includes Visual Arts
- 004.02A8 Elementary weekly schedule includes Music
- 004.02B Kindergarten – all age eligible children admitted on an unqualified basis §79-214(2)
- 004.02B2 Board-approved recognized assessment procedure for determining early admittance to kindergarten
- 004.02C Athletic contests not to include K-6 unless exception applies due to enrollment numbers
- 004.03A1 Middle grades includes instruction in Reading

- 004.03A2 Middle grades includes instruction in Language Arts
- 004.03A3 Middle grades includes instruction in Mathematics
- 004.03A4 Middle grades includes instruction in Social Studies
- 004.03A5 Middle grades includes instruction in Science
- 004.03A6 Middle grades includes instruction in Health
- 004.03A7 Middle grades includes instruction in Art
- 004.03A8 Middle grades includes instruction in Music
- 004.03A9 Middle grades includes instruction in P.E.
- 004.03B Career education is included in the middle grades program
- 004.03C Interscholastic athletic limitations (grades 7 and 8) do not exceed number allowed in Rule 10
- 004.04A High School Program provides 400 instructional units
- 004.04B1 Language Arts - 60 instructional units
- 004.04B2 Social Science - 40 instructional units
- 004.04B3 Mathematics - 40 instructional units
- 004.04B4 Science - 40 instructional units
- 004.04B5 World Language - 20 instructional units or 2 years of daily classes in the same language
- 004.04B6 Career Education - 80 instructional units
- 004.04B7 Personal Health and Physical Fitness - 20 instructional units or 2 years of daily classes in personal health and physical fitness (Note: Inclusion of CPR in the curriculum)
- 004.04B8 Visual and Performing Arts - 40 instructional units
- 004.04B8a Visual and Performing Arts: Music
- 004.04B8b Visual and Performing Arts: Visual Arts
- 004.04D2b(e) Availability of a properly endorsed teacher to monitor student progress and appropriateness of the course

**Code Section 005: Statewide System for Assessment of Student Learning and for Reporting the Performance of School Districts**

Y or N

- 005.01A Assessment according to Appendix E/Performance Reporting
- 005.02 Report of student performance to NDE
- 005.03 Student assistance process designed to provide problem solving and intervention strategies

**Code Section 006: Media and Technology Resources**

Y or N

- 006.01A Library media area(s) available all day
- 006.01A Library media resources properly cataloged according to standard classification system
- 006.01A Encyclopedia or electronic format copyrighted in past five years
- 006.01B Elementary acquires new library media resources in accordance with Rule 10 guidelines
- 006.01C Middle level acquires library media periodicals in accordance with Rule 10 guidelines
- 006.01D Secondary level acquires library media periodicals in accordance with Rule 10 guidelines

**Code Section 007: Instructional Staff**

Y or N

- 007.01A 95% of elementary teachers appropriately endorsed
- 007.01B Pre-kindergarten coordinator has at least 9 credit hours Early Childhood Education (if not applicable, check Yes)
- 007.02A 90% of middle grades teachers appropriately endorsed
- 007.03A 80% of instructional units offered in secondary grades assigned to appropriately endorsed teachers
- 007.04A ½ FTE media specialist endorsed or acquiring 6 hours per year of professional development or college credit
- 007.04A1 Building library media specialist staff in required ratio
- 007.05A Guidance staff – in required ratio; endorsed or acquiring 6 hours per year in professional development or college credit
- 007.05B Guidance staff – in required ratio for middle/secondary grades
- 007.05C Elementary guidance program: 300 or more students (if not applicable, check Yes)
- 007.06A Certificated employee evaluation policy – approved by NDE
- 007.07A Each teacher participates in at least ten hours of staff development activities each year

Y or N

**Code Section 008: Administrative Staff**

- 008.02A Elementary administration: Elementary principal or superintendent
- 008.02A Elementary administration: 10+ teachers, half-time principal (if not applicable, check Yes)
- 008.02A Elementary administration: 20+ teachers, full-time principal (if not applicable, check Yes)
- 008.03A Middle grades principal, endorsement required
- 008.03B Middle grades administration: 10+ teachers, half-time principal (if not applicable, check Yes)
- 008.03B Middle grades administration: 20+ teachers, full-time principal (if not applicable, check Yes)
- 008.04A Secondary administration: Secondary principal
- 008.04A Secondary administration: 10+ teachers, half-time principal (if not applicable, check Yes)
- 008.04A Secondary administration: 20+ teachers, full-time principal (if not applicable, check Yes)
- 008.05A Head administrator has superintendent's endorsement
- 008.05B Other administrators hold appropriate endorsements (if not applicable, check Yes)
- 008.05C All required certificates and permits on file in school administrative office

Y or N

**Code Section 009: Continuous School Improvement**

- 009.01A Multicultural education incorporated in continuous school improvement plan
- 009.01A1 Review and update of mission and vision statements incorporated in continuous school improvement plan
- 009.01A2 Collection and analysis of data including student performance, demographics, learning climate, and former high school students incorporated in continuous school improvement plan
- 009.01A3 Selection of improvement goals including at least one academic achievement goal incorporated in continuous school improvement plan
- 009.01A4 Development and implementation of an improvement plan aligned to a professional development plan incorporated in continuous school improvement plan
- 009.01A5 Evaluation of progress incorporated in continuous school improvement plan
- 009.01B External team visit hosted every 5 years

Y or N

**Code Section 010: Accountability Reporting**

- 010.01A Annual written report of performance, demographics, improvement goals, financial information
- 010.01B Policy for preparing and distributing annual report of performance report (010.01A)

Y or N

**Code Section 011: School Environment**

- 011.01A Safe, healthful, and sanitary conditions maintained in each building including meeting fire, safety, and health codes
- 011.01B Safety and security plan
- 011.01C Safety and security committee
- 011.01D Safety and security plan reviewed annually including a visit
- 011.01E Seclusion and Restraints policy
- 011.01F Bullying policy
- 011.01G Dating violence policy

Y or N

**Code Section 012: School System Governance**

- 012.01A Written board policies accessible in each building
- 012.01B Written policy assuring schools meet instructional hours requirement (400 for kindergarten, 1032 for elementary, 1080 for high school (9-12))
- 012.01C Ratio (pupils to certificated staff) 25 to 1

Y or N

**Appendix F: State Statue 79-724 American Citizenship**

- App. F School Board has an Americanism Committee to carry out § 79-724



## **DISTRICT STRATEGIC PLAN**

**Goal 1:** The North Platte School District maintains and communicates at all levels of the district a **purpose and direction** for continuous improvement that commits to high expectations for learning as well as shared values and beliefs about teaching and learning that prepares all students for a successful transition.

**College and Career Ready:** every student upon completion of secondary education shall be prepared for postsecondary educational opportunities and to pursue his or her career goals.

**Goal 2:** The North Platte School District provides the **governance and leadership** that promotes and supports its purpose and direction; student performance, and system effectiveness.

**Goal 3:** The North Platte School District provides a **rigorous, relevant, and coherent curriculum and programs** delivered by high-quality educators who use innovative, researched-based strategies; supported by school leaders to ensure success for all students.

**Educational Opportunities and Access:** that all students should have access to comprehensive instructional opportunities to be prepared for postsecondary education and career goals.

**College and Career Ready:** every student upon completion of secondary education shall be prepared for postsecondary educational opportunities and to pursue his or her career goals.

**Transitions:** that quality educational opportunities focus on supports for students transitioning between grade levels, programs, schools, districts, and ultimately, college and careers.

**Assessment:** the results of multiple assessment sources (national, state, and classroom-based) should be used to measure student achievement of college and career-ready standards and be used as an integral part of the instructional process.

**Goal 4:** The North Platte School District will utilize best practices to **recruit, hire, mentor, retain, and develop qualified certified and noncertified staff** in all schools that support its purpose and direction to ensure success for all students.

**Educator Effectiveness:** students should be surrounded by effective educators throughout their learning experiences, such that schools and districts develop effective teachers and leaders who establish a culture of success.

**Goal 5:** The district demonstrates **strategic resource management** that includes long-range planning in support of the purpose and direction of the district. The district ensures appropriate levels of funding and sustainability of resources, as well as evidence of long-range capital and resource planning effectiveness.

**Goal 6:** The North Platte School District **provides safe, healthy, and efficiently operated facilities;** and manages resources in all schools that support its purpose and direction to ensure success for all students.



**Goal 7:** The North Platte School District provides an **effective communication process at all levels of the organization and to the community** that promotes and reflects its purpose, values, and beliefs about teaching and learning and the system's effectiveness to ensure success for all students.

**Positive Partnerships, Relationships, and Student Success:** that student engagement through positive partnerships and relationships is fundamental to successful schools and districts and schools and districts need to implement best practices in student, family, and community engagement to enhance educational experiences and opportunities.

**Goal 8:** The North Platte School District plans, develops and creates classroom environments where students engage in collaborative, inquiry-based learning, facilitated by educators who are able to use **technology** to transform knowledge and skills into solutions, new information, and products – technology is used to amplified and accelerate learning facilitated by interaction with the digital world.

**North Platte Public Schools**  
**Enrollment Comparison**  
9/30/2022



			<b>September Enrollment</b>	<b>9/30/22</b>	<b>Percent Change</b>
KDG			263	263	0.0%
1			239	239	0.0%
2			235	235	0.0%
3			240	240	0.0%
4			262	262	0.0%
5			252	252	0.0%
6			266	266	0.0%
7			269	269	0.0%
8			297	297	0.0%
9			294	294	0.0%
10			303	303	0.0%
11			297	297	0.0%
12			321	321	0.0%
<b>Total</b>			<b><u>3,538</u></b>	<b><u>3,538</u></b>	<b>0.0%</b>
GRD					
NPHS	9-12	001	1,215	1,215	0.0%
Adams	7-8	002	566	566	0.0%
Madison	6	004	266	266	0.0%
Cody	K-5	005	222	222	0.0%
Jefferson	K-5	006	262	262	0.0%
Lincoln	K-5	007	261	261	0.0%
Washington	K-5	009	214	214	0.0%
McDonald	K-5	010	222	222	0.0%
Eisenhower	K-5	011	201	201	0.0%
Lake Maloney	3-5	016	109	109	0.0%
<b>Total</b>			<b><u>3,538</u></b>	<b><u>3,538</u></b>	<b>0.0%</b>
Preschool					
Buffalo		003	72	72	
Jefferson		006	18	18	
Washington		009	18	18	
Osgood		012	36	36	
			<b><u>144</u></b>	<b><u>144</u></b>	<b>0.0%</b>

**North Platte Public Schools**



**STATEMENT OF OF CHANGES IN DISBURSEMENTS-BUDGET AND ACTUAL**

**For the One Month Period Ending September 30, 2022**

	<b>Budget</b>		<b>% of Budget</b>
	<b><u>(Original and Final)</u></b>	<b><u>Actual</u></b>	<b><u>Spent</u></b>
General-Regular	38,255,742	3,538,143	9.25%
General-Grants			
ESSERS	5,221,788	253,531	4.86%
ESSA	990,447	74,393	7.51%
IDEA	1,066,334	107,396	10.07%
Grants	2,050,105	104,190	5.08%
Total Disbursements less Special Education	<b>47,584,416</b>	<b>4,077,653</b>	8.57%
General-Special Education	5,387,994	417,819	7.75%
<b>General Fund</b>	<b>\$ 52,972,410</b>	<b>\$ 4,495,472</b>	
Depreciation	4,435,782	8,025	0.18%
Employee Benefit	300,000	756	0.25%
Cooperative Fund	100,000	3,422	3.42%
Bond-North Platte	0	-	#DIV/0!
Bond-Lake Maloney	122,850	-	0.00%
Building	3,585,664	460,840	12.85%
QCPUF	1,006,528	9,566	0.95%
Lunch	3,048,000	188,695	6.19%
Student Fee Fund	-	-	
Activities	1,700,000	148,134	8.71%
Total	<b>\$ 67,271,234</b>	<b>\$ 5,314,910</b>	7.90%

1,551,866

**NORTH PLATTE PUBLIC SCHOOLS**

**STATEMENT OF NET ASSETS-CASH BASIS  
ARISING FROM CASH TRANSACTIONS-GOVERNMENTAL FUNDS**



**BALANCE SHEET**

**September 30, 2022**

	<u>General</u>	<u>Depreciation</u>	<u>Employee Benefit</u>	<u>Coopertive</u>	<u>Nutrition</u>	<u>Bond</u>	<u>Building</u>	<u>QCPUF</u>
<b>ASSETS</b>								
Cash	\$ 3,497,221	\$ 3,345,642	\$ 136,949	\$ (1,853)	\$ 737,326	\$ 143,117	\$ (242,931)	\$ 1,004,688
Investments								
Cash with Fiscal Agent	-					-		
Accounts Receivables	(125)	-			(87,008)			
Due From	-							
Prepaid Insurance								
Amount Provided for Bonds								
<b>Total Assets</b>	<b>\$ 3,497,096</b>	<b>\$ 3,345,642</b>	<b>\$ 136,949</b>	<b>\$ (1,853)</b>	<b>\$ 650,318</b>	<b>\$ 143,117</b>	<b>\$ (242,931)</b>	<b>\$ 1,004,688</b>
<b>LIABILITIES</b>								
Bank Overdraft	\$ -	\$ -	\$ -	\$ -	\$ -	\$ -	\$ -	\$ -
Accounts Payable	141,030							
Due To	25,630	-	756	-	(6,991)	+	-	-
Bonds Payable								
<b>Total Liabilities</b>	<b>\$ 166,660</b>	<b>\$ -</b>	<b>\$ 756</b>	<b>\$ -</b>	<b>\$ (6,991)</b>	<b>\$ -</b>	<b>\$ -</b>	<b>\$ -</b>
<b>Total Assets less Liabilities</b>	<b>\$ 3,330,436</b>	<b>\$ 3,345,642</b>	<b>\$ 136,193</b>	<b>\$ (1,853)</b>	<b>\$ 657,309</b>	<b>\$ 143,117</b>	<b>\$ (242,931)</b>	<b>\$ 1,004,688</b>
<b>NET ASSETS (RESERVES)</b>								
Reserved for:								
Debt Service	\$ -	\$ -	\$ -	\$ -	\$ -	\$ 143,117	\$ -	\$ -
Unreserved for:								
General	3,330,436	-	-	(1,853)			-	-
Special Revenue Funds	-	3,345,642	136,193		657,309		-	1,004,688
Capital Projects Fund	-	-	-				(242,931)	
<b>Total Net Assets (Reserves)</b>	<b>\$ 3,330,436</b>	<b>\$ 3,345,642</b>	<b>\$ 136,193</b>	<b>\$ (1,853)</b>	<b>\$ 657,309</b>	<b>\$ 143,117</b>	<b>\$ (242,931)</b>	<b>\$ 1,004,688</b>

**NORTH PLATTE PUBLIC SCHOOLS**

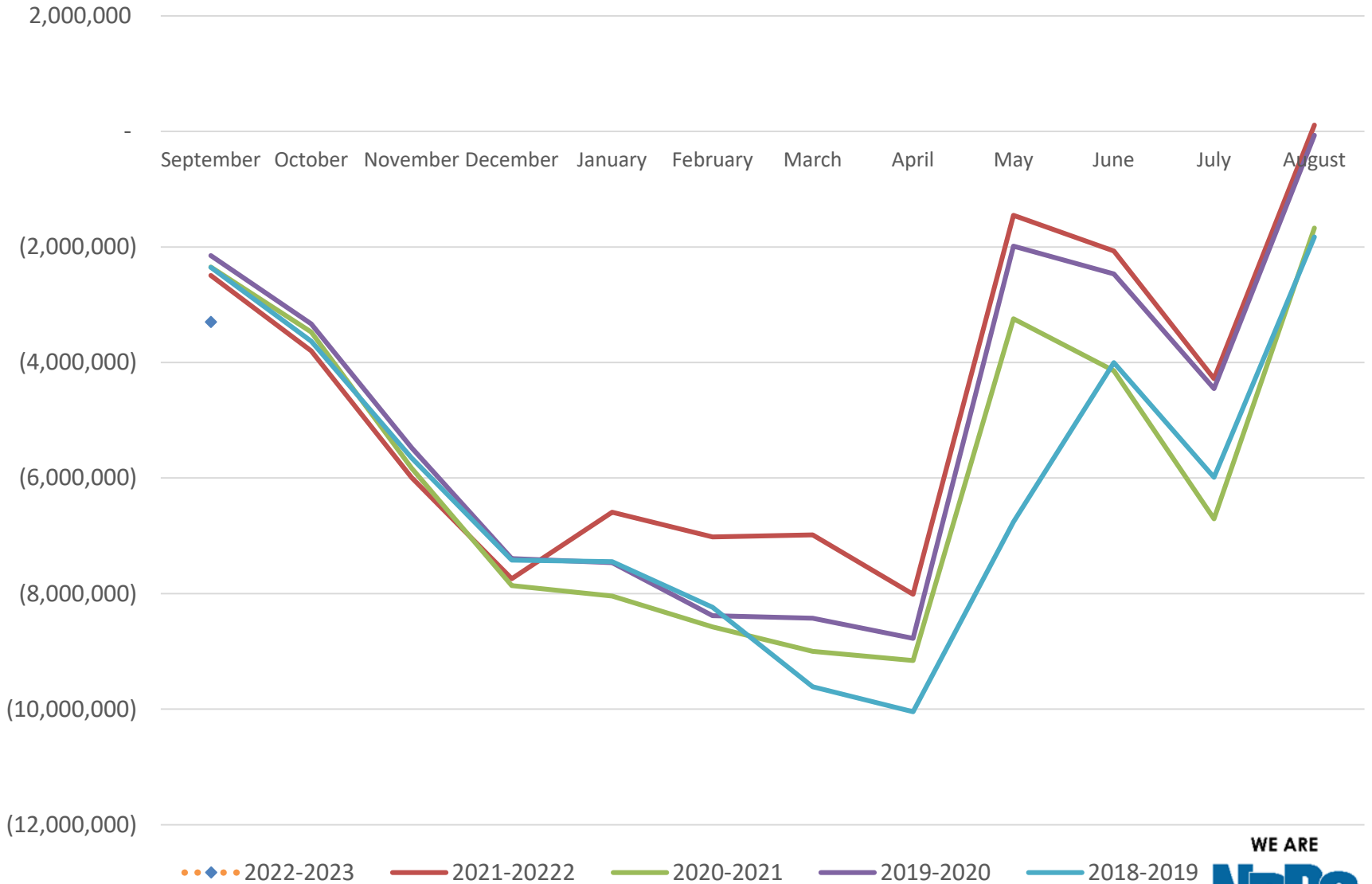
**STATEMENT OF CASH RECEIPTS, DISBURSEMENTS AND CHANGES IN FUND BALANCES**



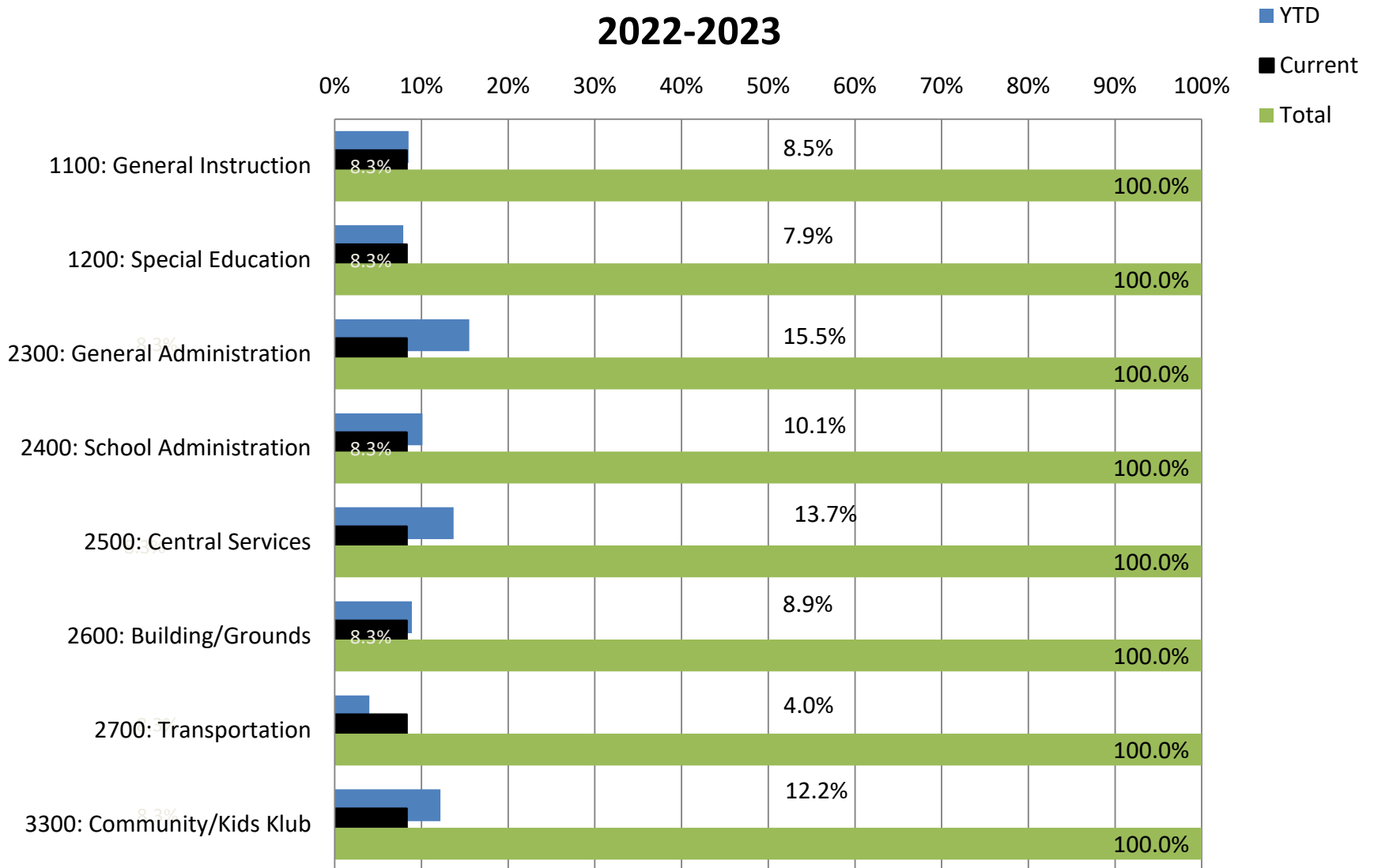
**For the One Month Period Ending September 30, 2022**

FUNDS	Fund Balances (deficits) at Beginning of Year	Receipts	2022-2023	Disbursements	Excess (deficiency) of receipts over (under) Disbursements	Fund Balances (deficits) at End of Year	Fund Balance Composite		
							School District Treasurer's Cash/Investments (overdrawn)	Due to/ Due From	Receivables and Liabilities
GENERAL									
Education	\$ 6,630,020	\$ 1,088,679	\$ 38,255,742	\$ 3,538,143			\$ 3,497,221	\$ (25,630)	\$ (141,155)
Special Education			\$ 5,387,994	417,819					
Grants		107,209	\$ 9,328,674	539,510					
Total	\$ 6,630,020	\$ 1,195,888	\$ 52,972,410	\$ 4,495,472	(3,299,584)	\$ 3,330,436	\$ 3,497,221	\$ (25,630)	\$ (141,155)
DEPRECIATION	\$ 3,349,325	\$ 4,342	\$ 4,435,782	\$ 8,025	(3,683)	\$ 3,345,642	\$ 3,345,642	\$ -	\$ -
EMPLOYEE BENEFIT	\$ 136,949	\$ -	\$ 300,000	\$ 756	(756)	\$ 136,193	\$ 136,949	\$ (756)	\$ -
Combined Total	\$ 10,116,294	\$ 1,200,230	\$ 57,708,192	\$ 4,504,253	(3,304,023)	\$ 6,812,271	\$ 6,979,812	\$ (26,386)	\$ (141,155)
FIDUCIARY									
Student Activity	\$ 1,600,285	\$ 184,374	\$ 1,700,000	\$ 148,134	36,240	\$ 1,636,525	\$ 1,617,130	\$ 19,395	\$ -
SCHOOL NUTRITION									
School Year	\$ 852,869	\$ (18,187)	\$ 3,048,000	\$ 188,695	(206,882)	\$ 645,987	\$ 737,326	\$ 6,991	\$ (87,008)
Vending Machine	11,322			-	0	11,322			
Total	\$ 864,191	\$ (18,187)	\$ 3,048,000	\$ 188,695	(206,882)	\$ 657,309	\$ 737,326	\$ 6,991	\$ (87,008)
BOND INTEREST AND RETIREMENT	\$ 143,117	\$ -	\$ 122,850	\$ -	0	\$ 143,117	\$ 143,117	\$ -	\$ -
SPECIAL BUILDING	\$ 217,909	\$ -	\$ 3,585,664	\$ 460,840	(460,840)	(242,931)	(242,931)	\$ -	\$ -
QUALIFIED CAPITAL PURPOSE UNDERTAKING	\$ 1,014,254	\$ -	\$ 1,006,528	\$ 9,566	(9,566)	\$ 1,004,688	\$ 1,004,688	\$ -	\$ -
COOPERATIVE	\$ 324	\$ 1,245	\$ 100,000	\$ 3,422	(2,177)	(1,853)	(1,853)	\$ -	\$ -
<b>GRAND TOTAL-ALL FUNDS</b>	<b>\$ 13,956,374</b>	<b>\$ 1,367,662</b>	<b>\$ 67,271,234</b>	<b>\$ 5,314,910</b>	<b>\$ (3,947,248)</b>	<b>\$ 10,009,126</b>	<b>\$ 10,237,289</b>	<b>\$ -</b>	<b>\$ (228,163)</b>

# Monthly Cash Flow



# 2022-2023



1100: **Regular Instruction:** Those programs that are directed to students in the classroom

1200: **Special Education Program**

2100: **Support Services-Pupil:** Attendance, guidance, health services

2200: **Support Services-Staff:** Curriculum, libraries, technology, activities

2300: **General Administration:** Board of Education, Superintendent

2400: **School Administration:** Building Principals Office and Support



**NORTH PLATTE PUBLIC SCHOOLS**  
**CASH AND INVESTMENTS**  
**September 30, 2022**



FUNDS	Bank	<u>First</u>	<u>Nebraskaland</u>	<u>Other</u>	
		<u>National</u>			
<b>GENERAL FUND</b>	Operating	-	3,333,669		3,333,669
<b>DEPRECIATION</b>	Enterprise		3,345,642		3,345,642
<b>EMPLOYEE BENEFIT</b>	Enterprise		136,949		136,949
<b>FIDUCIARY FUNDS</b>	Enterprise		1,612,980		1,612,980
<b>NUTRITION</b>			736,821		736,821
<b>BOND FUND</b>			143,117		143,117
<b>BUILDING FUND</b>	Operating		(242,931)		(242,931)
<b>QCPUF</b>	Operating		1,004,688		1,004,688
<b>COOPERATING</b>	Operating		(1,853)		(1,853)
Subtotal		<u>-</u>	<u>10,069,082</u>		<u>10,069,082</u>
		0.0%	100.0%		
<b>GENERAL FUND</b>	NLAF			63,452	63,452
<b>Cash On Hand/Petty Cash</b>					
General Fund					
Schools				\$ 50	50
McKinley	Stamps/Cash			231	231
McKinley-Checking	Equitable			99,619	99,619
Maintenance				200	200
Kids Klub				-	-
				<u>100,100</u>	<u>100,100</u>
Total General Fund				\$ 100,100	
Activity-Athletics				4,150	4,150
Cafeteria				505	505
Total Cash on Hand				<u>104,755</u>	<u>104,755</u>
Total Cash				<u>\$ 10,173,837</u>	<u>10,173,837</u>

For 09/02/22 - 09/30/22

Revenue Summary Report

FJRES01A

Periods 01 - 01

GENERAL FUND REVENUE

Month End Report 01

<u>Account No/Description</u>	<u>Budget Amount</u>	<u>Period Amount</u>	<u>Y-T-D Amount</u>	<u>Balance</u>	<u>Percent Received</u>
<b>1 LOCAL RECEIPTS</b>					
23-01-1100-000-000-000 PROPERTY TAXES	26,942,494.00	.00	.00	26,942,494.00	.00
23-01-1115-000-000-000 CARLINE TAXES	105,000.00	.00	.00	105,000.00	.00
23-01-1125-000-000-000 MOTOR VEHICLE TAXES	2,205,000.00	.00	.00	2,205,000.00	.00
23-01-1510-000-000-000 INTEREST INCOME	1,000.00	.00	.00	1,000.00	.00
23-01-1911-000-000-000 LOCAL LICENSE FEES/FINES	20,000.00	.00	.00	20,000.00	.00
23-01-1925-000-000-000 OTHER REVENUE - GRANT	105,000.00	.00	.00	105,000.00	.00
23-01-1925-000-000-036 PRIVATE GRANT-NCLF GRANT	.00	15,921.28	15,921.28	-15,921.28	.00
1 LOCAL RECEIPTS	29,378,494.00	15,921.28	15,921.28	29,362,572.72	.05
<b>2 COUNTY AND ESU RECEIPTS</b>					
23-01-2110-000-000-000 COUNTY LICENSE FEES/FINES	300,000.00	.00	.00	300,000.00	.00
2 COUNTY AND ESU RECEIPTS	300,000.00	.00	.00	300,000.00	.00
<b>3 STATE RECEIPTS</b>					
23-01-3110-000-000-000 STATE AID	10,489,135.00	1,048,914.00	1,048,914.00	9,440,221.00	10.00
23-01-3120-000-000-000 SPECIAL EDUCATION	2,150,000.00	.00	.00	2,150,000.00	.00
23-01-3125-000-000-000 SPECIAL EDUCATION-TRANSPORTATION	40,000.00	.00	.00	40,000.00	.00
23-01-3180-000-000-000 PRO RATA MOTOR VEHICLE (COUNTY)	60,000.00	.00	.00	60,000.00	.00
23-01-3400-000-000-000 STATE APPORTIONMENT	450,000.00	.00	.00	450,000.00	.00
23-01-3540-000-000-036 GRANT REVENUE-PRE SCHOOL	.00	11,498.00	11,498.00	-11,498.00	.00
23-01-3990-000-000-000 OTHER STATE APPROPRIATIONS	162,000.00	.00	.00	162,000.00	.00
3 STATE RECEIPTS	13,351,135.00	1,060,412.00	1,060,412.00	12,290,723.00	7.94
<b>4 FEDERAL RECEIPTS</b>					
23-01-4000-000-000-000 FEDERAL PROGRAM ADJUSTMENTS	9,365,556.00	.00	.00	9,365,556.00	.00
23-01-4509-000-000-000 GRANT REVENUE-NCLB TITLE II, PART A	.00	36,636.00	36,636.00	-36,636.00	.00
23-01-4530-000-000-013 GRANT REVENUE-SPED EARLY DEV NETWORK	.00	17,100.38	17,100.38	-17,100.38	.00
23-01-4991-000-000-000 REVENUE-MCKINNEY-VENTO	.00	12,000.00	12,000.00	-12,000.00	.00
23-01-4997-000-000-000 REVENUE-ESSERS II	.00	41,473.00	41,473.00	-41,473.00	.00
4 FEDERAL RECEIPTS	9,365,556.00	107,209.38	107,209.38	9,258,346.62	1.14
<b>5 LOCAL GRANT RECEIPTS</b>					
23-01-5690-000-000-000 NON-PROGRAM RECEIPTS	5,000.00	12,345.70	12,345.70	-7,345.70	246.91
5 LOCAL GRANT RECEIPTS	5,000.00	12,345.70	12,345.70	-7,345.70	246.91
01 GENERAL FUND	52,400,185.00	1,195,888.36	1,195,888.36	51,204,296.64	2.28
					2.28

North Platte Public School District

For 09/02/22 - 09/30/22

Expenditure Summary Report

FJEXS01A

Periods 01 - 01

EXPENDITURE SUMMARY MAJOR PROGRAM

Month End Report 02

Account No/Description	Adjusted Budget	Y-T-D Encumb	Period Expended	Y-T-D Expended	Available Balance	Percent Used
1100 REGULAR INSTRUCTION	20,643,046.00	113,241.38	1,821,445.54	1,821,445.54	18,708,359.08	9.37
1200 SPECIAL EDUCATION	5,230,162.00	.00	413,204.59	413,204.59	4,816,957.41	7.90
1300 SUMMER SCHOOL	73,516.00	.00	.00	.00	73,516.00	.00
2100 PUPIL SUPPORT	2,490,662.00	270.00	199,911.54	199,911.54	2,290,480.46	8.04
2200 STAFF SUPPORT	1,974,019.08	71,679.60	135,031.98	135,031.98	1,767,307.50	10.47
2300 GENERAL ADMINISTRATION	1,188,037.72	2,592.92	184,014.39	184,014.39	1,001,430.41	15.71
2400 SCHOOL ADMINISTRATION	2,747,866.00	907.30	276,314.31	276,314.31	2,470,644.39	10.09
2500 BUSINESS SUPPORT	2,732,387.00	253,584.54	375,800.94	375,800.94	2,103,001.52	23.03
2600 OPERATIONS/MAINTENANCE	5,487,267.00	87,280.59	476,656.85	476,656.85	4,923,329.56	10.28
2700 TRANSPORTATION	656,369.00	13,479.62	25,727.15	25,727.15	617,162.23	5.97
3300 COMMUNITY SERVICE	243,523.00	.00	29,854.59	29,854.59	213,668.41	12.26
3400 CATEGORICAL/PRIVATE GRANTS	90,000.00	.00	1,778.77	1,778.77	88,221.23	1.98
3500 STATE CATEGORICAL PROGRAMS	368,877.00	1,799.90	34,117.46	34,117.46	332,959.64	9.74
4000 UNOBLIGATED GRANT FUNDS	1,051,286.00	.00	.00	.00	1,051,286.00	.00
6200 ESSA-TITLE	990,447.00	.00	62,063.59	62,063.59	928,383.41	6.27
6300 ESSA-TITLE II	162,760.00	.00	12,330.00	12,330.00	150,430.00	7.58
6400 IDEA	1,066,334.00	515.00	107,395.55	107,395.55	958,423.45	10.12
6600 OTHER FEDERAL SERV-NON CATEGORICAL	25,263.00	.00	3,460.53	3,460.53	21,802.47	13.70
6700 CARL PERKINS FUNDS	53,210.00	38,063.31	3,000.00	3,000.00	12,146.69	77.17
6900 FEDERAL SERV-CATEGORICAL	5,597,379.00	47,886.06	315,365.12	315,365.12	5,234,127.82	6.49
8000 TRANSFERS	100,000.00	.00	18,000.00	18,000.00	82,000.00	18.00
01 GENERAL FUND	52,972,410.80	631,300.22	4,495,472.90	4,495,472.90	47,845,637.68	9.68

## North Platte Public School District

EMBJSM4D

## Activity and Depreciation Report

		Begin Balance	Revenue	Expenditures	End Balance
<b>02</b>	<b>DEPRECIATION FUND</b>				
8001	HIGH SCHOOL	110,611.33	.00	2,578.42	108,032.91
8002	ADAMS MIDDLE SCHOOL	127,031.86	.00	.00	127,031.86
8003	BUFFALO ELEMENTARY	12,684.92	.00	4,559.49	8,125.43
8004	MADISON SCHOOL	164,916.02	.00	.00	164,916.02
8005	CODY ELEMENTARY	41,151.90	.00	.00	41,151.90
8006	JEFFERSON ELEMENTARY	-5,154.74	.00	.00	-5,154.74
8007	LINCOLN ELEMENTARY	41,429.92	.00	.00	41,429.92
8009	WASHINGTON ELEMENTARY	40,487.47	.00	.00	40,487.47
8010	MCDONALD ELEMENTARY	29,513.21	.00	.00	29,513.21
8011	EISENHOWER ELEMENTARY	25,452.54	.00	.00	25,452.54
8012	OSGOOD/LAKE ELEMENTARY	14,778.12	.00	.00	14,778.12
8013	SPED	.00	.00	.00	.00
8015	STUDENT LEAD TECHNOLOGY	417,933.53	.00	.00	417,933.53
8026	NURSING SERVICES	4,217.77	.00	.00	4,217.77
8028	ELEMENTARY LIBRARIES	22,863.51	.00	.00	22,863.51
8040	ELEMENTARY MUSIC	4,581.15	.00	.00	4,581.15
8041	ELEMENTARY PE	23,074.20	.00	.00	23,074.20
8051	NEW SERIES TEXTBOOKS	836,361.86	.00	.00	836,361.86
8052	TECHNOLOGY OFFICE	462,800.15	.00	.00	462,800.15
8055	REPLACEMENT TEXTBOOKS	117,182.92	.00	887.60	116,295.32
8110	NPHS LIBRARY	3,470.58	.00	.00	3,470.58
8111	NPHS BAND	-7,289.34	.00	.00	-7,289.34
8230	MS BAND	7,500.00	.00	.00	7,500.00
8232	CENTRAL OFFICE	-27,853.37	.00	.00	-27,853.37
8233	CUSTODIAL/MAINTENANCE	75,062.67	.00	.00	75,062.67
8234	TEACHER COMPUTERS	271,364.81	.00	.00	271,364.81
8235	VEHICLE ACQUISITION	186,033.86	.00	.00	186,033.86
8240	TRACK	303,506.63	.00	.00	303,506.63
8241	TENNIS COURTS	197,532.00	.00	.00	197,532.00
8245	FOOTBALL FIELD	150,597.00	.00	.00	150,597.00
8250	ADAMS HVAC	-197,532.52	.00	.00	-197,532.52
8255	PLAYGROUNDS	-75,931.00	.00	.00	-75,931.00
8290	INTEREST	-29,053.77	4,342.48	.00	-24,711.29
	<b>Fund Totals</b>	<b>3,349,325.19</b>	<b>4,342.48</b>	<b>8,025.51</b>	<b>3,345,642.16</b>
	<b>Total For All Funds</b>	<b>3,349,325.19</b>	<b>4,342.48</b>	<b>8,025.51</b>	<b>3,345,642.16</b>

North Platte Public School District

EMBJSM4D

Activity and Depreciation Report

		Begin Balance	Revenue	Expenditures	End Balance
<b>03</b>	<b>EMPLOYEE BENEFIT FUND</b>				
8600	NPPS BENEFITS	24,583.99	.00	756.00	23,827.99
8610	EMPLOYEE BENEFITS-UNEMP COMP	2,052.86	.00	.00	2,052.86
8620	SECTION 125	110,312.05	.00	.00	110,312.05
	<b>Fund Totals</b>	<b>136,948.90</b>	<b>.00</b>	<b>756.00</b>	<b>136,192.90</b>
	<b>Total For All Funds</b>	<b>136,948.90</b>	<b>.00</b>	<b>756.00</b>	<b>136,192.90</b>

## North Platte Public School District

EMBJSM4D

## Activity and Depreciation Report

		Begin Balance	Revenue	Expenditures	End Balance
<b>05</b>	<b>ACTIVITY FUND</b>				
7001	FOOTBALL	.00	6,616.12	37,950.28	-31,334.16
7002	VOLLEYBALL	.00	1,757.00	3,264.12	-1,507.12
7003	SOFTBALL	.00	3,887.00	5,262.76	-1,375.76
7004	UNIFIED BOWLING	.00	.00	.00	.00
7005	CROSS COUNTRY	.00	827.50	1,852.40	-1,024.90
7006	TENNIS	.00	765.00	2,098.97	-1,333.97
7007	GOLF	.00	435.00	635.00	-200.00
7008	BASKETBALL	.00	.00	.00	.00
7009	SOCCER	.00	.00	.00	.00
7010	WRESTLING	.00	2,566.59	.00	2,566.59
7011	SWIMMING	.00	.00	.00	.00
7012	TRACK	.00	1,394.05	.00	1,394.05
7013	UNIFIED TRACK	.00	.00	.00	.00
7019	ACTIVITY TICKETS	-3,618.84	6,234.34	946.94	1,668.56
7020	ACTIVITY OFFICE	-15,688.29	.00	1,202.24	-16,890.53
7022	HIGH SCHOOL CONCESSIONS	10,309.33	4,343.36	12,208.55	2,444.14
7023	GNAC	.00	445.00	.00	445.00
7024	SUMMER WEIGHT PROGRAM	.00	.00	.00	.00
7030	ACTIVITY OFFICE FUNDRAISER	636.58	267.84	483.50	420.92
7031	FOOTBALL FUND RAISER	27,526.58	45.00	1,271.47	26,300.11
7032	VOLLEYBALL FUND RAISER	2,851.72	19,260.52	3,821.44	18,290.80
7033	WRESTLING FUND RAISER	10,529.74	50.00	.00	10,579.74
7034	SOFTBALL FUND RAISER	8,379.03	1,200.00	3,207.79	6,371.24
7035	BOYS BBALL FUND RAISER	1,498.47	.00	57.50	1,440.97
7036	GIRLS BBALL FUND RAISER	2,785.05	1,015.98	.00	3,801.03
7037	SWIMMING FUND RAISER	3,901.10	.00	.00	3,901.10
7038	BOYS SOCCER FUND RAISER	3,847.05	.00	.00	3,847.05
7039	GIRLS SOCCER FUND RAISER	1,930.27	623.25	.00	2,553.52
7040	BOYS TRACK FUND RAISER	1,343.73	.00	.00	1,343.73
7041	GIRLS TRACK FUND RAISER	3,014.43	243.50	.00	3,257.93
7042	BOYS TENNIS FUND RAISER	2,296.33	.00	37.50	2,258.83
7043	GIRLS TENNIS FUND RAISER	5,329.16	.00	.00	5,329.16
7044	BOYS GOLF FUND RAISER	1,266.79	.00	.00	1,266.79
7045	GIRLS GOLF FUND RAISER	1,306.30	1,088.00	1,291.50	1,102.80
7046	BIOLOGY FUND RAISER	1,474.19	.00	.00	1,474.19
7047	CREW FUND RAISER	194.38	.00	.00	194.38
7048	PROJECT SEARCH FUND RAISER	872.66	344.85	110.88	1,106.63
7049	TEAMMATES FUND RAISER	3,119.86	.00	.00	3,119.86
7050	UNIFIED BOWLING FUND RAISER	970.32	.00	.00	970.32
7051	POWER LIFTING FUND RAISER	-55.53	.00	.00	-55.53
7052	UNIFIED TRACK FUNDRAISER	-103.20	193.00	.00	89.80
7053	ESPORTS FUNDRAISER	633.30	240.80	.00	874.10
7055	CC FUND RAISER	7,671.82	4,704.08	65.24	12,310.66
7056	SPEECH FUND RAISER	.00	.00	.00	.00
7060	CIRCLE OF FRIENDS	538.45	.00	.00	538.45
7090	BOOSTER CLUB	30,764.69	15,277.72	5,183.20	40,859.21
7100	MIDDLE SCHOOL CONCESSIONS	3,384.53	506.00	339.76	3,550.77
7101	MIDDLE SCHOOL TICKET OFFICE	13,338.49	.00	.00	13,338.49
7102	MIDDLE SCHOOL ATHLETICS ADMINISTRATION	53,308.05	11,770.00	9,394.83	55,683.22
7120	MIDDLE SCHOOL FOOTBALL	307.40	1,314.00	590.00	1,031.40
7121	MIDDLE SCHOOL WRESTLING	-569.79	570.00	.00	.21
7122	MIDDLE SCHOOL VOLLEYBALL	2,772.26	1,259.00	615.00	3,416.26
7123	MIDDLE SCHOOL BOYS BB	8,292.02	.00	.00	8,292.02
7124	MIDDLE SCHOOL GIRLS BB	2,457.70	.00	.00	2,457.70
7125	MIDDLE SCHOOL TRACK	-620.28	625.00	.00	4.72
7126	MIDDLE SCHOOL CROSS COUNTRY	-798.00	800.00	165.00	-163.00
7150	MIDDLE SCHOOL-FOOTBALL FUND RAISER	8,768.81	4,530.00	.00	13,298.81
7151	MIDDLE SCHOOL WRESTLING FUND RAISER	1,546.90	.00	.00	1,546.90
7152	MIDDLE SCHOOL-VOLLEYBALL FUND RAISER	6,450.06	3,312.00	.00	9,762.06
7153	MIDDLE SCHOOL-BOYS BB FUND RAISER	1,318.20	.00	.00	1,318.20
7154	MIDDLE SCHOOL-GIRLS BB FUND RAISER	7,082.20	.00	.00	7,082.20

## North Platte Public School District

EMBJSM4D

## Activity and Depreciation Report

		Begin Balance	Revenue	Expenditures	End Balance
<b>05</b>	<b>ACTIVITY FUND</b>				
7155	MIDDLE SCHOOL-TRACK FUND RAISER	8,151.09	.00	.00	8,151.09
7156	MIDDLE SCHOOL-CC FUNDRAISER	1,018.05	1,350.00	.00	2,368.05
7157	MIDDLE SCHOOL-ROBOTIC	312.26	.00	.00	312.26
7200	VARSITY CHEERLEADERS	1,323.39	3,565.00	2,208.19	2,680.20
7201	HOMECOMING	1,000.00	3,923.00	226.04	4,696.96
7202	PACERS	1,126.22	5,104.00	3,600.00	2,630.22
7203	FLAG CORP	2,718.20	996.00	2,347.20	1,367.00
7204	NPHS MUSICAL	72,529.07	.00	.00	72,529.07
7205	ADVANCED ACTING	3,184.86	1,605.00	830.74	3,959.12
7209	CLASS - FRESHMAN	.00	.00	.00	.00
7210	CLASS - SOPHMORE	500.00	.00	.00	500.00
7211	CLASS - JUNIOR	.00	184.65	.00	184.65
7212	CLASS - SENIOR	-550.00	.00	.00	-550.00
7226	ENVIRONMENTAL CLUB	638.95	.00	.00	638.95
7230	ART CLUB	2,072.94	100.00	.00	2,172.94
7231	CRIME STOPPERS	.00	.00	.00	.00
7232	CLOSE UP	1,732.12	.00	.00	1,732.12
7233	DRAMA	-6,510.33	7,900.00	305.00	1,084.67
7234	FBLA	841.70	.00	.00	841.70
7235	FCCLA	1,461.96	.00	.00	1,461.96
7236	JOURNALISM	1,431.48	1,740.00	158.58	3,012.90
7237	KEY CLUB	2,181.12	300.00	.00	2,481.12
7238	LETTER CLUB	.00	.00	.00	.00
7239	MOCK TRIAL	543.31	.00	.00	543.31
7240	NATL HONOR SOCIETY	2,417.13	.00	.00	2,417.13
7241	SPEECH/DEBATE/NFL	-3,667.79	4,000.00	1,283.08	-950.87
7242	SKILLS USA	11,206.86	1,070.00	392.35	11,884.51
7243	STUDENT COUNCIL	7,611.56	1,141.00	1,134.94	7,617.62
7244	WORLD LANGUAGE CLUB	320.86	.00	.00	320.86
7245	FFA	84,878.20	4,766.00	886.31	88,757.89
7246	DUNGEONS AND DRAGONS	.00	170.00	.00	170.00
7250	VIDEO PRODUCTION	1,502.00	.00	447.12	1,054.88
7260	GSA CLUB	444.47	.00	.00	444.47
7290	FEE SUPPORT	-6,276.58	7,000.00	.00	723.42
7300	COUNSELORS	2,590.42	283.00	.00	2,873.42
7301	AP TESTING	1,202.75	.00	.00	1,202.75
7302	SCHOLARSHIP	15,972.18	.00	.00	15,972.18
7303	DUAL CREDIT - HIGH SCHOOL	237,885.71	.00	68.96	237,816.75
7304	PRINCIPAL CONTINGENCY	3,130.62	468.75	.00	3,599.37
7305	FACULTY	.00	.00	.00	.00
7306	RESTITUTION	.00	.00	.00	.00
7307	NPHS SCHOOL STORE (SPED)	2,067.46	.00	.00	2,067.46
7310	BAND UNIFORM FUND	9.65	.00	.00	9.65
7311	CHOIR ROBE FUND	.00	.00	.00	.00
7315	HIGH SCHOOL BOOK FINES	18,832.66	204.38	.00	19,037.04
7316	LIBRARY FINES	2,655.55	640.79	.00	3,296.34
7317	P.E. FINES	593.00	.00	.00	593.00
7320	ART SUPPLIES	20,464.20	2,066.00	.00	22,530.20
7321	AUTO SHOP	13,154.72	277.02	.00	13,431.74
7322	BAND	16,159.86	816.29	1,353.94	15,622.21
7323	BULLDOGGER	2,181.60	2,209.00	900.00	3,490.60
7324	DRAFTING	1,754.87	.00	.00	1,754.87
7325	ELECTRONICS	3,743.84	30.00	.00	3,773.84
7326	FOODS	4,599.71	1,019.67	212.36	5,407.02
7327	ORCHESTRA	3,314.85	.00	.00	3,314.85
7328	VOCAL	8,025.36	682.88	335.00	8,373.24
7329	WELDING	12,201.74	1,685.10	.00	13,886.84
7330	WOODS	3,354.59	838.22	.00	4,192.81
7331	PHOTOGRAPHY CLASS	2,028.20	439.03	8.49	2,458.74
7332	FCS DESIGN	524.27	449.79	.00	974.06
7400	ELEMENTARY BOOK FINES	9,105.92	.00	.00	9,105.92

North Platte Public School District

EMBJSM4D

Activity and Depreciation Report

		Begin Balance	Revenue	Expenditures	End Balance
<b>05</b>	<b>ACTIVITY FUND</b>				
7403	ELEMENTARY - BUFFALO	3,331.48	.00	1,212.13	2,119.35
7405	ELEMENTARY - CODY	10,433.77	.00	865.75	9,568.02
7406	ELEMENTARY - JEFFERSON	7,670.64	371.00	.00	8,041.64
7407	ELEMENTARY - LINCOLN	10,282.83	.00	.00	10,282.83
7409	ELEMENTARY - WASHINGTON	24,294.59	2,463.00	.00	26,757.59
7410	ELEMENTARY - MCDONALD	1,492.72	3,185.38	.00	4,678.10
7411	ELEMENTARY - EISNEHOWER	4,239.75	.00	201.50	4,038.25
7413	BUFFALO SOCIAL COMMITTEE	58.84	.00	5.98	52.86
7420	ADAMS MIDDLE SCHOOL	7,293.37	1,412.00	.00	8,705.37
7421	ADAMS - STUDENT COUNCIL	10,765.32	.00	113.86	10,651.46
7422	ADAMS - JOURNALISM	4,293.52	305.00	.00	4,598.52
7423	ADAMS - MUSIC/SWING CHOIR	4,194.94	180.85	98.95	4,276.84
7424	ADAMS-LIBRARY FINES	1,041.07	.00	.00	1,041.07
7425	MS SPEECH CLUB	102.38	.00	.00	102.38
7426	MS ENVIRONMENTAL CLUB	420.12	.00	.00	420.12
7427	MS STORE (SPED)	21.31	.00	.00	21.31
7428	ADAMS - BAND	1,905.66	2,944.00	.00	4,849.66
7429	ADAMS-FACULTY COURTESY COMM	.00	.00	.00	.00
7430	MADISON MIDDLE SCHOOL	38,277.75	.00	.00	38,277.75
7431	MADISON - BAND/CHORUS	8,172.38	.00	.00	8,172.38
7432	MADISON - TENNIS COURTS	.00	.00	.00	.00
7433	MADISON - STUDENT COUNCIL	1,484.98	.00	.00	1,484.98
7442	ELEMENTARY ORCHESTRA	692.03	610.00	.00	1,302.03
7445	ELEMENTARY - HALL	2,766.24	.00	.00	2,766.24
7454	ELEMENTARY - LAKE/OSGOOD	19,797.82	.00	300.86	19,496.96
7460	ADAMS ART CLUB	680.28	.00	.00	680.28
7461	ADAMS CHESS CLUB	591.28	.00	.00	591.28
7462	ADAMS UNFIIED SCHOOLS	200.00	.00	.00	200.00
7480	TLC	3,361.18	.00	.00	3,361.18
7481	KIDS KLUB	93,634.68	.00	874.46	92,760.22
7490	DISTRICT	4,018.21	.00	.00	4,018.21
7491	MENTAL HEALTH	3,785.26	.00	.00	3,785.26
7802	MCKINLEY RENTALS	10,082.20	.00	.00	10,082.20
7803	RENTALS - ALL BUILDINGS	31,579.51	.00	.00	31,579.51
7852	CAMPS	1,345.15	.00	.00	1,345.15
7900	REVOLVING FUND	12,798.16	207.66	.00	13,005.82
7910	INTEREST	14,747.48	.00	500.00	14,247.48
7911	BUS/VAN DEPRECIATION	21,626.22	.00	.00	21,626.22
7913	CHROMEBOOK INS	12,686.88	1,060.00	.00	13,746.88
7914	VERIZON TOWER RENTAL	240,675.15	.00	1,227.10	239,448.05
7915	TECHNOLOGY	107,580.81	763.51	687.84	107,656.48
7916	TUITION WAIVERS	5,410.66	.00	1,270.00	4,140.66
7917	MAINTENANCE	54,199.49	14,900.48	32,021.50	37,078.47
7918	SPECIAL OLYMPICS	6,887.61	435.00	.00	7,322.61
7920	CENTRAL OFFICE	739.18	.00	.00	739.18
7928	BAUER FIELD SIGNS	6,915.42	.00	.00	6,915.42
7929	SCHOOL/COMMUNITY PARTNERSHIP	.00	.00	.00	.00
7930	BELOW 5	1,446.21	.00	.00	1,446.21
	<b>Fund Totals</b>	<b>1,600,285.38</b>	<b>184,373.95</b>	<b>148,134.10</b>	<b>1,636,525.23</b>
	<b>Total For All Funds</b>	<b>1,600,285.38</b>	<b>184,373.95</b>	<b>148,134.10</b>	<b>1,636,525.23</b>

Income Statement

Account No/ Description	Adjusted Budget	Encumbrance	Actual Period	Actual YTD	Available Balance	Percent
81 REVENUES						
000	1,000.00	.00	10.03	10.03	989.97	1.00
15 00 INVESTMENT INCOME	1,000.00	.00	10.03	10.03	989.97	1.00
000	1,623,000.00	.00	-20,211.61	-20,211.61	1,643,211.61	-1.25
16 00 LOCAL REVENUE	1,623,000.00	.00	-20,211.61	-20,211.61	1,643,211.61	-1.25
000	10,000.00	.00	.00	.00	10,000.00	.00
31 00 STATE RECEIPTS	10,000.00	.00	.00	.00	10,000.00	.00
000	1,399,000.00	.00	.00	.00	1,399,000.00	.00
42 00 FEDERAL REVENUE	1,399,000.00	.00	.00	.00	1,399,000.00	.00
000	200,817.00	.00	2,015.05	2,015.05	198,801.95	1.00
56 00 MISC REVENUE	200,817.00	.00	2,015.05	2,015.05	198,801.95	1.00
81 REVENUES	3,233,817.00	.00	-18,186.53	-18,186.53	3,252,003.53	-.56
91 EXPENDITURES						
110 CLERICAL BUSDRIVERS	296,341.00	.00	5,479.97	5,479.97	290,861.03	1.85
210 HEALTH CARE NON-INSTRUCTIONAL	121,636.00	.00	991.38	991.38	120,644.62	.82
220 FICA NON INSTRUCTIONAL	4,374.00	.00	416.53	416.53	3,957.47	9.52
230 RETIREMENT NON INSTRUCTIONAL	5,649.00	.00	541.33	541.33	5,107.67	9.58
260 LIFE INSURANCE	.00	.00	.00	.00	.00	.00
290 LONG TERM DISABILITY	.00	.00	.00	.00	.00	.00
330 TRAINING AND DEVELOPMENT	.00	.00	.00	.00	.00	.00
340 OTHER PROFESSIONAL SERVICES	.00	.00	.00	.00	.00	.00
570 FOOD SERVICE MANAGEMENT	2,615,000.00	.00	170,894.23	170,894.23	2,444,105.77	6.54
610 GENERAL SUPPLIES	.00	.00	10,144.57	10,144.57	-10,144.57	.00
630 FOOD:FOOD SERVICES	.00	.00	227.18	227.18	-227.18	.00
733 FURNITURE AND FIXTURES	.00	4,633.20	.00	.00	-4,633.20	.00
890 MISCELLANEOUS EXPENDITURES	5,000.00	.00	.00	.00	5,000.00	.00
31 00	3,048,000.00	4,633.20	188,695.19	188,695.19	2,854,671.61	6.34
91 EXPENDITURES	3,048,000.00	4,633.20	188,695.19	188,695.19	2,854,671.61	6.34
06 NUTRITION FUND	185,817.00	-4,633.20	-206,881.72	-206,881.72	397,331.92	-113.83

North Platte Public School District

For 09/02/22 - 09/30/22

Variable Column Report

FJEXS01S

Periods 01 - 01

Bond Fund Report

Month End Report 12

PY Periods 01 - 01

<u>Account No/Description</u>	<u>Prevl YTD Exp</u>	<u>YTD Adj Bud</u>	<u>Period Expended</u>	<u>YTD Actual</u>	<u>Avail Balance</u>	<u>Percent Used</u>
<b>000 DISTRICT WIDE</b>						
23-07-0001-013-000-000 CASH-OPERATING-BOND FUND	403,080.39	.00	32,402.09	143,116.83	143,116.83	
23-07-0001-016-000-000 CASH ON DEPOSIT-COUNTY TREAS	4,933.60	.00	-32,402.09	.00	.00	
<b>01 ASSETS</b>	<b>408,013.99</b>	<b>.00</b>	<b>.00</b>	<b>143,116.83</b>	<b>143,116.83</b>	
23-07-0001-900-000-000 BUDGETED FUND BALANCE	.00	.00	.00	122,850.00	122,850.00	
<b>03 EQUITY</b>	<b>.00</b>	<b>.00</b>	<b>.00</b>	<b>122,850.00</b>	<b>122,850.00</b>	
<b>000 DISTRICT WIDE</b>	<b>408,013.99</b>	<b>.00</b>	<b>.00</b>	<b>265,966.83</b>	<b>265,966.83</b>	
<b>001 HIGH SCHOOL</b>						
23-07-1100-000-000-001 (1110) PROPERTY TAXES-NPHS E	-4,850.70	.00	.00	.00	.00	
<b>81 REVENUES</b>	<b>-4,850.70</b>	<b>.00</b>	<b>.00</b>	<b>.00</b>	<b>.00</b>	
23-07-0006-080-000-001 FUND BALANCE-NPHS BONDS	-269,744.14	.00	.00	.00	.00	
<b>001 HIGH SCHOOL</b>	<b>-269,744.14</b>	<b>.00</b>	<b>.00</b>	<b>.00</b>	<b>.00</b>	
<b>001 HIGH SCHOOL</b>	<b>-274,594.84</b>	<b>.00</b>	<b>.00</b>	<b>.00</b>	<b>.00</b>	
<b>016 LAKE BOND ISSUE</b>						
23-07-1100-000-000-016 (1110) PROPERTY TAXES-LAKE M	-82.90	.00	.00	.00	.00	
<b>81 REVENUES</b>	<b>-82.90</b>	<b>.00</b>	<b>.00</b>	<b>.00</b>	<b>.00</b>	
23-07-5000-830-000-016 PROFESSIONAL SERVICES-LAKE MALONEY	.00	-1,500.00	.00	.00	-1,500.00	.00
23-07-5000-831-000-016 REDEMPTION OF PRINCIPAL-LAKE MALONEY	.00	-120,000.00	.00	.00	-120,000.00	.00
23-07-5000-832-000-016 DEBT SERVICES INTEREST-LAKE MALONEY	.00	-1,350.00	.00	.00	-1,350.00	.00
<b>91 EXPENDITURES</b>	<b>.00</b>	<b>-122,850.00</b>	<b>.00</b>	<b>.00</b>	<b>-122,850.00</b>	<b>.00</b>
23-07-0008-080-000-016 FUND BALANCE-LAKE MALONEY BC	-133,336.25	.00	.00	-143,116.83	-143,116.83	
<b>016 LAKE BOND ISSUE</b>	<b>-133,336.25</b>	<b>.00</b>	<b>.00</b>	<b>-143,116.83</b>	<b>-143,116.83</b>	
<b>016 LAKE BOND ISSUE</b>	<b>-133,419.15</b>	<b>-122,850.00</b>	<b>.00</b>	<b>-143,116.83</b>	<b>-265,966.83</b>	<b>1.16</b>
<b>07 BOND FUND</b>	<b>.00</b>	<b>-122,850.00</b>	<b>.00</b>	<b>122,850.00</b>	<b>.00</b>	<b>-1.00</b>

North Platte Public School District

For 09/02/22 - 09/30/22

Variable Column Report

FJEXS01S

Periods 01 - 01

SPECIAL BUILDING FUND REPORT

Month End Report 13

PY Periods 01 - 01

<u>Account No/Description</u>	<u>Prevl YTD Exp</u>	<u>YTD Adj Bud</u>	<u>Period Expended</u>	<u>YTD Actual</u>	<u>Avail Balance</u>	<u>Percent Used</u>
23-08-0001-013-000-000 CASH-NLNB-BUILDING	214,408.78	.00	-243,665.07	-242,930.98	-242,930.98	
23-08-0001-016-000-000 CASH ON DEPOSIT-COUNTY TREAS	26,072.68	.00	-217,174.77	.00	.00	
23-08-0001-031-000-000 DUE TO/FROM	-207,172.08	.00	.00	.00	.00	
<b>01 ASSETS</b>	<b>33,309.38</b>	<b>.00</b>	<b>-460,839.84</b>	<b>-242,930.98</b>	<b>-242,930.98</b>	
23-08-0001-900-000-000 RESERVED FUND BALANCE	.00	.00	.00	197,363.00	197,363.00	
23-08-0001-905-000-000 UNRESERVED FUND BALANCE	-219,552.37	.00	.00	-217,908.86	-217,908.86	
<b>03 EQUITY</b>	<b>-219,552.37</b>	<b>.00</b>	<b>.00</b>	<b>-20,545.86</b>	<b>-20,545.86</b>	
23-08-1100-000-000-000 (1110) PROPERTY TAXES-BUILDING	-26,072.68	790,000.00	.00	.00	790,000.00	.00
23-08-4997-000-000-000 REVENUE-ESSERS II	.00	638,789.00	.00	.00	638,789.00	.00
23-08-4998-000-000-000 REVENUE-ESSERS III	.00	1,929,512.00	.00	.00	1,929,512.00	.00
23-08-5690-000-000-000 (9000) NON-PROGRAM INCOME-BUILDING FUND	.00	30,000.00	.00	.00	30,000.00	.00
<b>81 REVENUES</b>	<b>-26,072.68</b>	<b>3,388,301.00</b>	<b>.00</b>	<b>.00</b>	<b>3,388,301.00</b>	<b>.00</b>
23-08-2620-340-000-000 CONTRACTED SERVICES - ARCHITECT	.00	-6,000.00	.00	.00	-6,000.00	.00
23-08-2620-720-000-032 BUILDING IMPROVEMENTS-DISTRICT	1,212.00	-686,363.00	606.00	606.00	-685,757.00	.00
23-08-2620-720-001-001 BUILDING IMPROVEMENT-NPHS	37,425.00	-300,000.00	271,368.00	271,368.00	-28,632.00	-.90
23-08-2620-720-002-002 BUILDING IMPROVEMENTS-ADAMS	97,325.00	.00	.00	.00	.00	
23-08-2620-720-004-004 BUILDING IMPROVEMENTS-MADISC	3,931.59	-25,000.00	.00	.00	-25,000.00	.00
23-08-6997-340-002-002 CONSTRUCTED SERVICES-ARCHITECT	72,422.08	.00	20,082.84	20,082.84	20,082.84	
23-08-6997-720-002-002 BUILDING IMPROVEMENTS-ESSERS II-ADAMS	.00	-638,789.00	168,783.00	168,783.00	-470,006.00	-.26
23-08-6998-720-000-000 CONSTRUCTION-ESSERS III	.00	-1,929,512.00	.00	.00	-1,929,512.00	.00
<b>91 EXPENDITURES</b>	<b>212,315.67</b>	<b>-3,585,664.00</b>	<b>460,839.84</b>	<b>460,839.84</b>	<b>-3,124,824.16</b>	<b>-.13</b>
<b>08 SPECIAL BUILDING FUND</b>	<b>.00</b>	<b>-197,363.00</b>	<b>.00</b>	<b>197,363.00</b>	<b>.00</b>	<b>-1.00</b>

North Platte Public School District

For 09/02/22 - 09/30/22

Variable Column Report

FJEXS01S

Periods 01 - 01

REPORT BY PROGRAM

REPORT BY PROGRAM

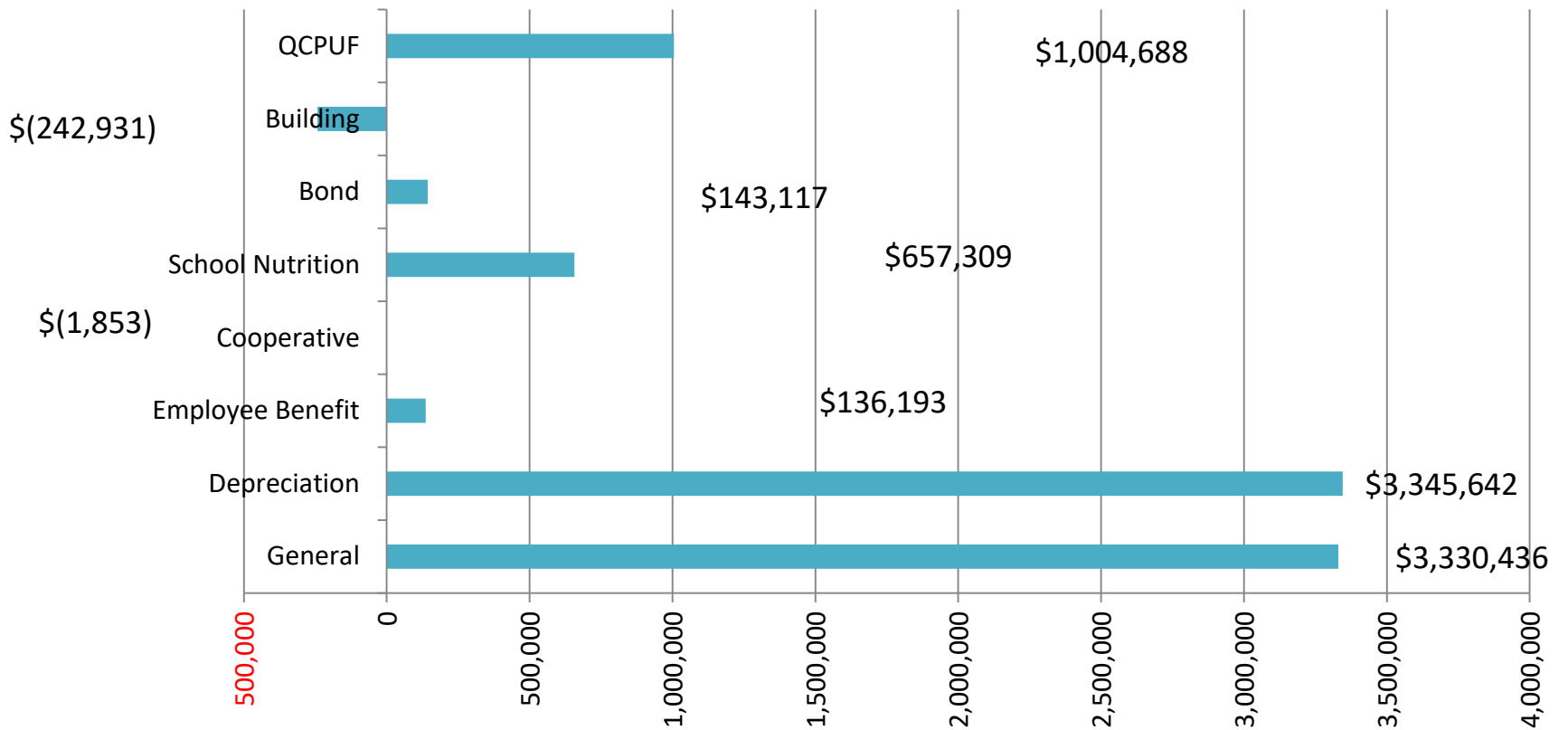
PY Periods 01 - 01

<u>Account No/Description</u>	<u>Prevl YTD Exp</u>	<u>YTD Adj Bud</u>	<u>Period Expended</u>	<u>YTD Actual</u>	<u>Avail Balance</u>	<u>Percent Used</u>
23-09-0001-013-000-000 CASH-NLNB-QCUPF	897,229.29	.00	283,836.30	1,004,688.40	1,004,688.40	
23-09-0001-016-000-000 CASH ON DEPOSIT-COUNTY TREAS	36,388.03	.00	-293,401.64	-.06	-.06	
<b>01 ASSETS</b>	<b>933,617.32</b>	<b>.00</b>	<b>-9,565.34</b>	<b>1,004,688.34</b>	<b>1,004,688.34</b>	
23-09-0001-900-000-000 RESERVED FUND BALANCE	232.00	.00	.00	734.00	734.00	
23-09-0001-905-000-000 UNRESERVED FUND BALANCE	-897,229.29	.00	.00	-1,014,253.68	-1,014,253.68	
<b>03 EQUITY</b>	<b>-896,997.29</b>	<b>.00</b>	<b>.00</b>	<b>-1,013,519.68</b>	<b>-1,013,519.68</b>	
23-09-1100-000-000-000 PROPERTY TAXES-QCUPF	-36,388.03	1,005,794.00	.00	.00	1,005,794.00	.00
<b>81 REVENUES</b>	<b>-36,388.03</b>	<b>1,005,794.00</b>	<b>.00</b>	<b>.00</b>	<b>1,005,794.00</b>	<b>.00</b>
23-09-4500-720-010-010 BUILDING IMPROVMENTS-MCDONALD	.00	.00	9,565.34	9,565.34	9,565.34	
23-09-5000-830-000-000 DUES AND FEES-PAYING AGENT	.00	-1,000.00	.00	.00	-1,000.00	.00
23-09-5000-831-000-000 PRINCIPAL COSTS	.00	-970,000.00	.00	.00	-970,000.00	.00
23-09-5000-832-000-000 DEBT SERVICE INTEREST	.00	-35,528.00	.00	.00	-35,528.00	.00
<b>91 EXPENDITURES</b>	<b>.00</b>	<b>-1,006,528.00</b>	<b>9,565.34</b>	<b>9,565.34</b>	<b>-996,962.66</b>	<b>-.01</b>
<b>09 QCUPF</b>	<b>232.00</b>	<b>-734.00</b>	<b>.00</b>	<b>734.00</b>	<b>.00</b>	<b>-1.00</b>



**North Platte Public Schools**  
**Balance Sheet – Total Net Assets**  
**For the One Month Period Ending September 30, 2022**

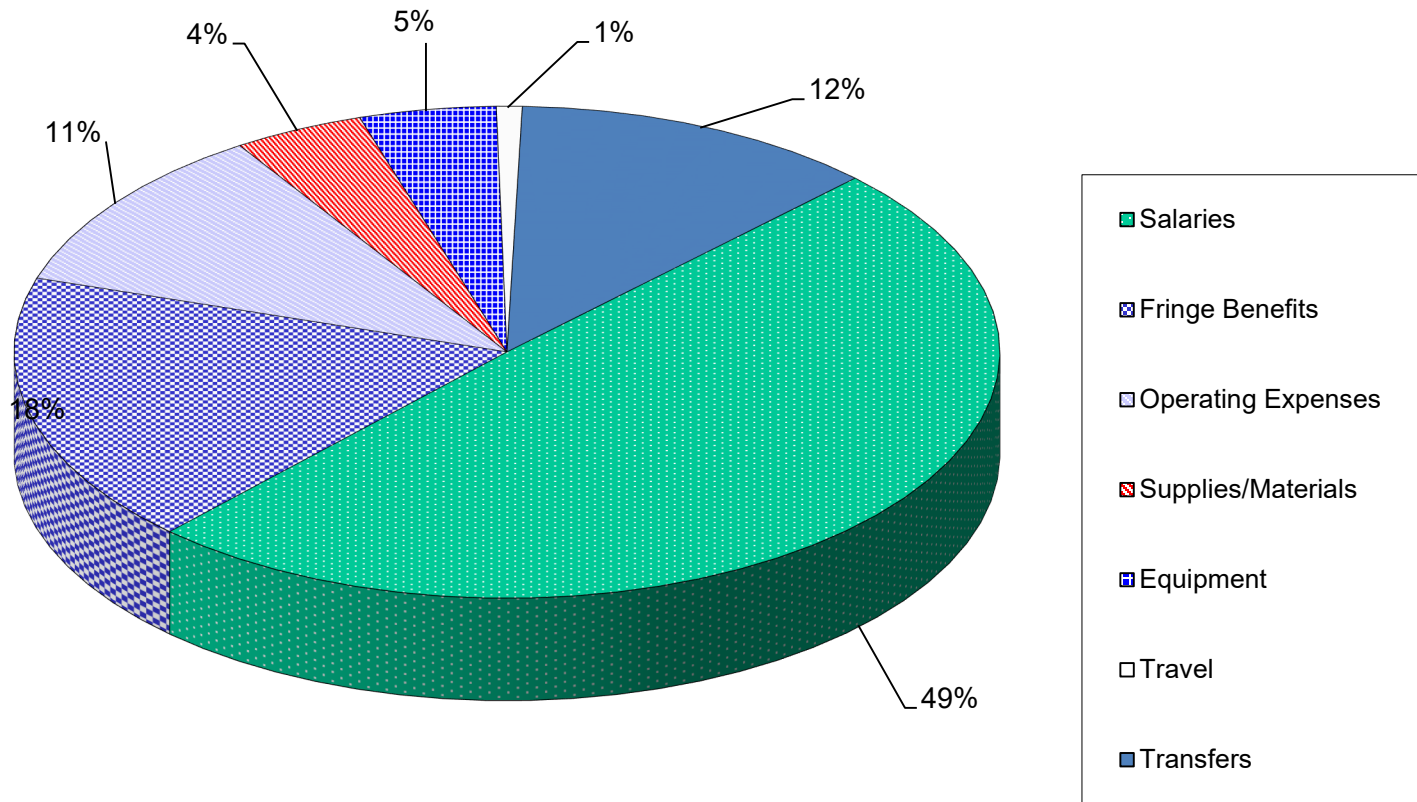
**2022-2023**



# North Platte Public Schools

## Expenditures by Object Code

For the One Month Period Ending September 30



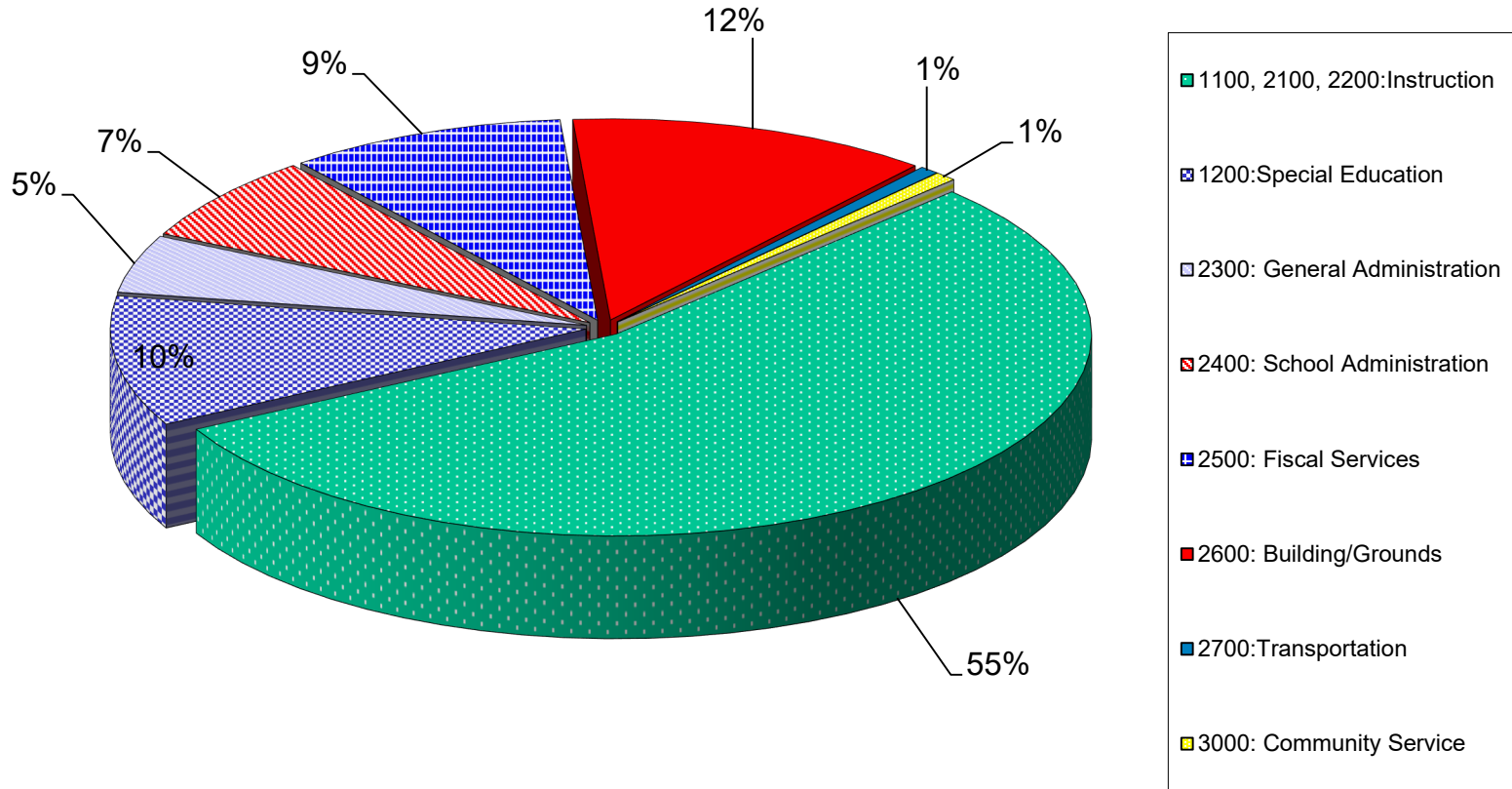
General Fund Expenditures excluding Grants



# North Platte Public Schools

## Expenditures by Discipline

For the One Month Period Ending September 30, 2022



General Fund Expenditures excluding grants



