

THE LAKE AND PENINSULA SCHOOL DISTRICT
Work Session AGENDA
March 23, 2023, 1:00 PM

Agenda

1. FY24 Proposed Budget

2



THE LAKE AND PENINSULA SCHOOL DISTRICT

101 Jensen Drive
P O Box 498
King Salmon, Alaska 99613
(907) 313-3841

1617 S. Industrial Way #1
Palmer, AK 99645
(907) 745-7090



Lake and Peninsula School District FY2024 Projected Budget July 1, 2023 through June 30, 2024

Projected – March 23, 2023

Based upon the current available information, estimating State Foundation Revenue and Impact Aid entitlements, overall FY2024 revenue projections (including teacher housing) are as follows:

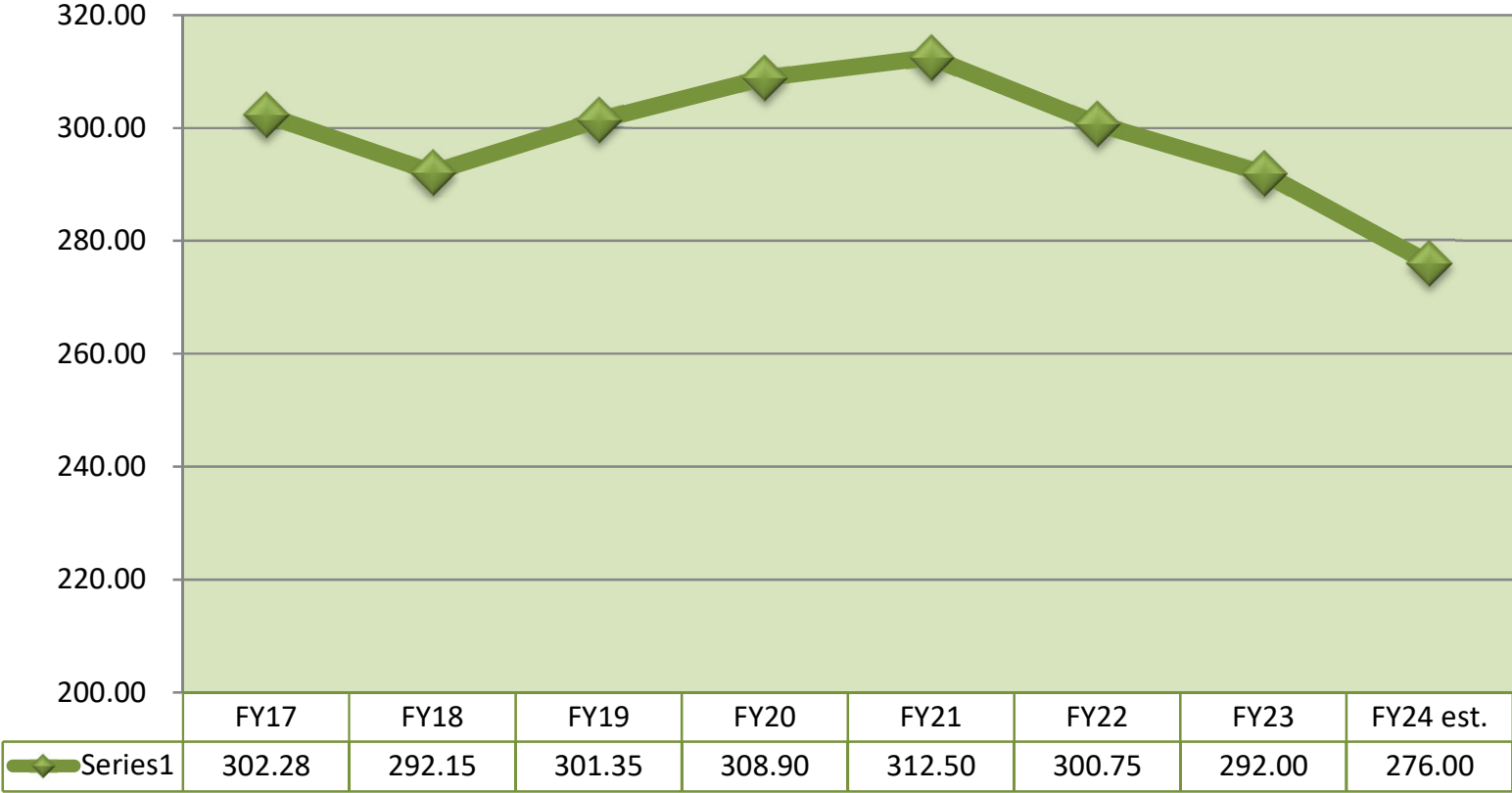
Borough Appropriation	1,372,707
Local Revenue	769,000
State Foundation	8,574,055
TRS On Behalf of	533,749
PERS On Behalf of	70,020
Federal Sources	2,822,800
Fund Balance	<u>620,614</u>
Total	\$14,762,944

The School District has prepared a projected expenditure budget for \$14,762,944 in anticipated expenditures and transfers. This budget is based current law which maybe revised; there are various legislative proposals that potentially change these revenue estimates. Foundation and State Broadband support are two examples.

Due to SB53, the State is contributing directly to the retirement system an amount equal to the difference between our actuarially set contribution rate and the actual set by SB53 for FY2024. For LPSD the TRS is 25.52% vs. 12.56% and for the PERS 25.10% vs. 22%. The revenue amounts listed above for on behalf of contributions reflect management’s estimate of this contribution. The estimated expenses are recorded in this budget by function.

The Alaska State Board of Education is reviewing a new Chart of Accounts for Alaska School Districts effective July 1, 2018. This reclassification does not represent any change in actual programs but simply a re-ordering of expenditures in some of the functional categories. Software annual fees moved from Supplies & Materials to Other Dues & Fees; board stipends moved from Tuition & Stipends to Other non-certificated salary and conference fees and membership dues moved out of travel due to virtual professional development.

LPSD Foundation Average Daily Membership October Count



LAKE AND PENINSULA SCHOOL DISTRICT
BUDGET INFORMATION
First Reading March 23, 2023

	(a)	(b)	(c)	(d)	(b-a)
DESCRIPTION	Projected FY23 Budget	PROJECTED FY24 Governor's Budget BSA \$5,960	PROJECTED FY24 SB52 Budget add \$1,000 BSA \$6,960	PROJECTED FY24 SB52 Budget add \$500 BSA \$6,460	DIFFERENCE
Borough Appropriation	\$ 1,372,707	\$ 1,372,707	\$ 1,372,707	\$ 1,372,707	\$ -
Borough Special Item Funding	\$ -	\$ -	\$ -	\$ -	\$ -
Interest	\$ 5,000	\$ 25,000	\$ 25,000	\$ 25,000	\$ 20,000
Other Local	\$ 809,655	\$ 744,000	\$ 744,000	\$ 744,000	\$ (65,655)
Foundation	\$ 9,052,042	\$ 8,574,055	\$ 10,100,315	\$ 9,337,185	\$ (477,987)
State Supplemental					\$ -
TRS On-Behalf	\$ 466,979	\$ 533,749	\$ 533,749	\$ 533,749	\$ 66,770
PERS On-Behalf	\$ 66,132	\$ 70,020	\$ 70,020	\$ 70,020	\$ 3,888
Other State	\$ -	\$ -	\$ -	\$ -	\$ -
Federal ERATE	\$ 2,266,587	\$ 1,822,800	\$ 1,822,800	\$ 1,822,800	\$ (443,787)
Federal Impact Aid	\$ 1,240,375	\$ 1,000,000	\$ 1,000,000	\$ 1,000,000	\$ (240,375)
Total	\$ 15,279,477	\$ 14,142,331	\$ 15,668,591	\$ 14,905,461	\$ (1,137,146)
Budgeted Fund Balance	\$ 643,581	\$ 401,445		\$ -	
CTE donation balance est. 6/30/23		\$ 124,540	\$ 124,540	\$ 124,540	
Total	\$ 15,923,058	\$ 14,668,316	\$ 15,793,131	\$ 15,030,001	
Budgeted Expenditures	\$ 15,923,058	\$ 14,668,316	\$ 14,668,316	\$ 14,668,316	
	\$ -	\$ -	\$ 1,124,815	\$ 361,685	

Budget Notes

- 1) Assumes all schools are open for first reading and Governor's budget revenue amounts. Very conservative estimates for the starting budget. All costs affected by fuel prices may increase. Number of sports teams is unknown travel estimates may need adjusted.
- 2) Reducing FTE through attrition to adjust to expected student numbers. Anticipated for 2 years.
- 3) Insurance for property, liability, cyber, SAM, non-owned aircraft, travel accident and work comp are all going to bid this year. APEI and AMLJIA will bid. LPSD has been with APEI for many years, changes to programs and coverage limits and language resulted in our broker recommending bidding coverage for FY24.
- 4) Budget does not yet include a CTE grant writer, program expansion needs a dedicated grant writer to keep funds flowing. Anticipate needing to fund year one costs and then grants will pick up costs and increase indirect cost offset.
- 5) ERATE funding decrease is due to new contract at a reduced cost, directly offset by a reduction in expense.
- 6) CTE estimated expenses exceed revenue and designated fund balance by \$66,031.60. Ongoing funding is being developed and program budget adjustments are expected.
- 7) Assumes principal salaries at current contract rate, negotiations will update the numbers.

Lake and Peninsula School District
FY2024
Foundation Formula Estimate
2/9/2023

Projected Enrollment

STEP 1: SCHOOL SIZE ADJUSTMENT

SCHOOL	20 Day Enrollment/ADM	under 10 + regular	FORMULA	Adjusted ADM
Levelock School	11		39.6	39.60
Nondalton School	16		39.6	39.60
Chignik Lagoon School	17		39.6	39.60
Chignik Lake School	17		39.6	39.60
Perryville School	21		{39.60 + (1.62*(21-20)}	41.22
Igugig School	24		{39.60 + (1.62*(24-20)}	46.08
Port Heiden School (Meshik)	26		{39.60 + (1.62*(26-20)}	49.32
Kokhanok School	28		{39.60 + (1.62*(28-20)}	52.56
Port Alsworth School (Tanalian)	40		{55.8 + (1.49*(40-30)}	70.70
Newhalen School	76		{122.85 + (1.27*(76-75)}	124.12
Chignik Bay School			39.6	
Pilot Point School			39.6	
	<u>276</u>			

STEP 1 A: Hold Harmless for >5% decrease in ADM 68.28

Total ADM 610.68

STEP 2: District Cost Factor 1.994

Total After Adjustment for District Cost Factor 1,217.70

STEP 3: Special Needs Factor

Special Needs Factor 1.2

Total After Special Needs Factor 1,461.24

STEP 4: Vo & Tech Funding Factor

Career & Technical Education Factor 1.015

Total After CTE Factor 1,483.16

STEP 5: Intensive: Special Education Intensive Factor (13 *2) 26

Adjusted Students + Special Education 1,509.16

STEP 6: Correspondence:

Correspondence (19 * .9) 17.1

Total District Adjusted ADM 1,526.26

Lake and Peninsula School District

100 Function Object

Fiscal Year: 2023-2024

Print accounts with zero balance
 Round to whole dollars
 Account on new page
 Exclude inactive accounts with zero balance
 Definition: FY23 & FY24 Compare

From Date: 3/1/2023

To Date: 3/31/2023

Account	Description	FY23 Budget	FY23 Acutal	FY24	Increase Decrease over FY23
---------	-------------	-------------	-------------	------	-----------------------------------

100.000.100.000.310	Certificated Salaries	\$2,419,529.56	\$1,511,796.60	\$2,192,414.40	(\$227,115.16)
100.000.100.000.320	Non Certificated Salary	\$335,978.50	\$183,198.56	\$169,004.08	(\$166,974.42)
100.000.100.000.350	On-Behalf Retirement	\$265,451.48	\$185,723.91	\$282,743.65	\$17,292.17
100.000.100.000.360	Fringe Benefits	\$945,747.16	\$817,052.75	\$1,165,438.24	\$219,691.08
100.000.100.000.380	Housing Allowance/Subsidy	\$330,200.00	\$0.00	\$288,000.00	(\$42,200.00)
100.000.100.000.390	Transportation Allowance	\$29,000.00	\$24,334.56	\$33,550.00	\$4,550.00
100.000.100.000.420	Staff Travel	\$40,000.00	\$11,786.34	\$30,000.00	(\$10,000.00)
100.000.100.000.430	Utilites	\$380.00	\$246.94	\$600.00	\$220.00
100.000.100.000.440	Other Purchased Services	\$0.00	\$230.00	\$0.00	\$0.00
100.000.100.000.450	Supplies, Materials + Media	\$159,740.00	\$72,613.92	\$134,600.00	(\$25,140.00)
100.000.100.000.490	Other Expense & Indirect	\$32,000.00	\$8,912.52	\$35,000.00	\$3,000.00
Function: Instruction - 100		\$4,558,026.70	\$2,815,896.10	\$4,331,350.37	(\$226,676.33)

7

100.000.140.000.310	Certificated Salaries	\$4,848.62	\$4,903.35	\$5,697.79	\$849.17
100.000.140.000.350	On-Behalf Retirement	\$584.74	\$591.35	\$738.43	\$153.69
100.000.140.000.360	Fringe Benefits	\$2,186.73	\$1,816.88	\$830.58	(\$1,356.15)
100.000.140.000.430	Utilites	\$150.00	\$0.00	\$50.00	(\$100.00)
100.000.140.000.450	Supplies, Materials + Media	\$2,500.00	\$30.46	\$24,400.00	\$21,900.00
Function: Home School/Correspondence - 140		\$10,270.09	\$7,342.04	\$31,716.80	\$21,446.71

100.000.160.000.310	Certificated Salaries	\$0.00	\$20,775.54	\$20,984.74	\$20,984.74
100.000.160.000.320	Non Certificated Salary	\$60,000.00	\$91,889.79	\$63,627.20	\$3,627.20
100.000.160.000.350	On-Behalf Retirement	\$25,032.67	\$21,147.50	\$23,863.44	(\$1,169.23)
100.000.160.000.360	Fringe Benefits	\$64,207.50	\$49,283.96	\$70,983.18	\$6,775.68

Lake and Peninsula School District

100 Function Object

Fiscal Year: 2023-2024

- Print accounts with zero balance
 Round to whole dollars
 Account on new page
 Exclude inactive accounts with zero balance
 Definition: FY23 & FY24 Compare

From Date: 3/1/2023

To Date: 3/31/2023

Account	Description	FY23 Budget	FY23 Acutal	FY24	Increase Decrease over FY23
100.000.160.000.410	Professional/Technical Servico	\$46,000.00	\$51,706.53	\$50,000.00	\$4,000.00
100.000.160.000.420	Staff Travel	\$160,000.00	\$179,787.50	\$190,000.00	\$30,000.00
100.000.160.000.430	Utilites	\$2,500.00	\$1,194.59	\$720.00	(\$1,780.00)
100.000.160.000.440	Other Purchased Services	\$0.00	\$32,026.00	\$44,964.00	\$44,964.00
100.000.160.000.450	Supplies, Materials + Media	\$130,000.00	\$135,921.65	\$70,000.00	(\$60,000.00)
100.000.160.000.490	Other Expense & Indirect	\$2,200.00	\$0.00	\$0.00	(\$2,200.00)
Function: Vocational Education - 160		\$489,940.17	\$583,733.06	\$535,142.56	\$45,202.39

100.000.200.000.310	Certificated Salaries	\$349,418.30	\$181,097.92	\$357,164.30	\$7,746.00
100.000.200.000.320	Non Certificated Salary	\$268,463.49	\$142,405.64	\$224,954.07	(\$43,509.42)
100.000.200.000.350	On-Behalf Retirement	\$36,668.05	\$25,042.22	\$53,304.31	\$16,636.26
100.000.200.000.360	Fringe Benefits	\$392,108.04	\$243,796.00	\$387,627.32	(\$4,480.72)
100.000.200.000.380	Housing Allowance/Subsidy	\$37,800.00	\$0.00	\$20,000.00	(\$17,800.00)
100.000.200.000.390	Transportation Allowance	\$16,000.00	\$0.00	\$2,725.00	(\$13,275.00)
100.000.200.000.410	Professional/Technical Servico	\$160,220.00	\$14,082.50	\$45,000.00	(\$115,220.00)
100.000.200.000.420	Staff Travel	\$25,000.00	\$2,135.99	\$20,000.00	(\$5,000.00)
100.000.200.000.430	Utilites	\$20.00	\$0.00	\$150.00	\$130.00
100.000.200.000.450	Supplies, Materials + Media	\$3,500.00	\$1,792.69	\$3,500.00	\$0.00
100.000.200.000.490	Other Expense & Indirect	\$2,200.00	\$0.00	\$2,200.00	\$0.00
Function: Special Education - 200		\$1,291,397.88	\$610,352.96	\$1,116,625.00	(\$174,772.88)

100.000.220.000.310	Certificated Salaries	\$40,962.29	\$35,663.68	\$63,582.75	\$22,620.46
100.000.220.000.350	On-Behalf Retirement	\$5,855.87	\$4,835.26	\$9,284.42	\$3,428.55
100.000.220.000.360	Fringe Benefits	\$5,971.15	\$12,015.06	\$39,023.54	\$33,052.39

Lake and Peninsula School District

100 Function Object

Fiscal Year: 2023-2024

- Print accounts with zero balance
 Round to whole dollars
 Account on new page
 Exclude inactive accounts with zero balance
 Definition: FY23 & FY24 Compare

From Date: 3/1/2023

To Date: 3/31/2023

Account	Description	FY23 Budget	FY23 Acutal	FY24	Increase Decrease over FY23
100.000.220.000.410	Professional/Technical Servico	\$153,000.00	\$71,080.43	\$153,000.00	\$0.00
100.000.220.000.420	Staff Travel	\$20,000.00	\$10,360.42	\$15,000.00	(\$5,000.00)
100.000.220.000.430	Utilites	\$0.00	\$77.94	\$150.00	\$150.00
100.000.220.000.440	Other Purchased Services	\$0.00	\$180.00	\$200.00	\$200.00
100.000.220.000.450	Supplies, Materials + Media	\$0.00	\$1,456.83	\$1,500.00	\$1,500.00
Function: SPED Education Support Serv - Students - 220		\$225,789.31	\$135,669.62	\$281,740.71	\$55,951.40
100.000.300.000.310	Certificated Salaries	\$38,369.00	\$21,492.33	\$34,485.50	(\$3,883.50)
100.000.300.000.350	On-Behalf Retirement	\$28,171.60	\$7,257.57	\$26,291.28	(\$1,880.32)
100.000.300.000.360	Fringe Benefits	\$13,721.81	\$12,624.60	\$20,084.38	\$6,362.57
100.000.300.000.390	Transportation Allowance	\$600.00	\$0.00	\$500.00	(\$100.00)
100.000.300.000.410	Professional/Technical Servico	\$0.00	\$500.00	\$500.00	\$500.00
100.000.300.000.420	Staff Travel	\$5,000.00	\$6,096.75	\$7,500.00	\$2,500.00
100.000.300.000.450	Supplies, Materials + Media	\$0.00	\$140.49	\$150.00	\$150.00
100.000.300.000.490	Other Expense & Indirect	\$0.00	\$90.00	\$150.00	\$150.00
Function: Support Services Students - 300		\$85,862.41	\$48,201.74	\$89,661.16	\$3,798.75
100.000.350.000.310	Certificated Salaries	\$275,255.77	\$155,688.69	\$240,653.94	(\$34,601.83)
100.000.350.000.320	Non Certificated Salary	\$48,658.97	\$36,532.16	\$41,161.47	(\$7,497.50)
100.000.350.000.350	On-Behalf Retirement	\$54,844.76	\$38,964.85	\$67,023.07	\$12,178.31
100.000.350.000.360	Fringe Benefits	\$179,189.40	\$104,106.63	\$129,551.60	(\$49,637.80)
100.000.350.000.390	Transportation Allowance	\$2,500.00	\$0.00	\$1,200.00	(\$1,300.00)
100.000.350.000.410	Professional/Technical Servico	\$5,000.00	\$7,987.93	\$8,500.00	\$3,500.00
100.000.350.000.420	Staff Travel	\$40,000.00	\$84,739.51	\$90,000.00	\$50,000.00

Lake and Peninsula School District

100 Function Object

Fiscal Year: 2023-2024

Print accounts with zero balance Round to whole dollars Account on new page

Exclude inactive accounts with zero balance

From Date: 3/1/2023

To Date: 3/31/2023

Definition: FY23 & FY24 Compare

Account	Description	FY23 Budget	FY23 Acutal	FY24	Increase Decrease over FY23
100.000.350.000.430	Utilites	\$320.00	\$1,556.74	\$2,600.00	\$2,280.00
100.000.350.000.440	Other Purchased Services	\$0.00	\$5,540.00	\$15,000.00	\$15,000.00
100.000.350.000.450	Supplies, Materials + Media	\$2,500.00	\$10,792.97	\$5,500.00	\$3,000.00
100.000.350.000.490	Other Expense & Indirect	\$0.00	\$3,058.49	\$0.00	\$0.00
Function: Support Services Instruction - 350		\$608,268.90	\$448,967.97	\$601,190.08	(\$7,078.83)
100.000.360.000.310	Certificated Salaries	\$21,595.60	\$20,587.59	\$8,050.00	(\$13,545.60)
100.000.360.000.320	Non Certificated Salary	\$135,528.00	\$104,388.84	\$144,101.00	\$8,573.00
100.000.360.000.350	On-Behalf Retirement	\$6,385.66	\$5,395.32	\$3,870.48	(\$2,515.18)
100.000.360.000.360	Fringe Benefits	\$128,645.32	\$107,729.91	\$129,734.09	\$1,088.77
100.000.360.000.410	Professional/Technical Servico	\$1,000.00	\$1,196.50	\$1,200.00	\$200.00
100.000.360.000.420	Staff Travel	\$25,000.00	\$15,007.83	\$25,000.00	\$0.00
100.000.360.000.430	Utilites	\$2,410,493.00	\$1,414,587.02	\$1,724,689.00	(\$685,804.00)
100.000.360.000.440	Other Purchased Services	\$7,000.00	\$16,794.97	\$18,474.00	\$11,474.00
100.000.360.000.450	Supplies, Materials + Media	\$25,000.00	\$32,646.38	\$38,000.00	\$13,000.00
100.000.360.000.490	Other Expense & Indirect	\$18,400.00	\$0.00	\$19,506.00	\$1,106.00
Function: Instructional Related Technology - 360		\$2,779,047.58	\$1,718,334.36	\$2,112,624.57	(\$666,423.01)
100.000.400.000.310	Certificated Salaries	\$474,209.18	\$313,499.73	\$536,685.05	\$62,475.87
100.000.400.000.350	On-Behalf Retirement	\$57,178.34	\$36,602.10	\$77,114.43	\$19,936.09
100.000.400.000.360	Fringe Benefits	\$192,880.05	\$128,730.59	\$147,182.10	(\$45,697.95)
100.000.400.000.380	Housing Allowance/Subsidy	\$9,400.00	\$0.00	\$20,000.00	\$10,600.00
100.000.400.000.390	Transportation Allowance	\$1,500.00	\$778.60	\$6,825.00	\$5,325.00
100.000.400.000.410	Professional/Technical Servico	\$0.00	\$1,464.00	\$3,375.00	\$3,375.00

10

Lake and Peninsula School District

100 Function Object

Fiscal Year: 2023-2024

Print accounts with zero balance Round to whole dollars Account on new page

Exclude inactive accounts with zero balance

From Date: 3/1/2023

To Date: 3/31/2023

Definition: FY23 & FY24 Compare

Account	Description	FY23 Budget	FY23 Acutal	FY24	Increase Decrease over FY23
100.000.550.000.350	On-Behalf Retirement	\$6,882.99	\$8,042.90	\$14,300.45	\$7,417.46
100.000.550.000.360	Fringe Benefits	\$249,378.22	\$181,471.44	\$234,417.43	(\$14,960.79)
100.000.550.000.410	Professional/Technical Servico	\$30,000.00	\$44,641.68	\$0.00	(\$30,000.00)
100.000.550.000.420	Staff Travel	\$5,000.00	\$4,315.04	\$0.00	(\$5,000.00)
100.000.550.000.430	Utilites	\$530.00	\$330.00	\$500.00	(\$30.00)
100.000.550.000.440	Other Purchased Services	\$103,885.00	\$74,304.97	\$79,000.00	(\$24,885.00)
100.000.550.000.450	Supplies, Materials + Media	\$0.00	\$20,754.14	\$22,000.00	\$22,000.00
100.000.550.000.490	Other Expense & Indirect	(\$152,600.00)	(\$54,800.00)	(\$89,700.00)	\$62,900.00
Function: Dist Admin Support Services - 550		\$655,865.14	\$579,835.56	\$637,259.70	(\$18,605.44)
100.000.600.000.310	Certificated Salaries	\$0.00	\$4,382.00	\$0.00	\$0.00
100.000.600.000.320	Non Certificated Salary	\$579,075.61	\$600,880.31	\$578,928.93	(\$146.68)
100.000.600.000.350	On-Behalf Retirement	\$13,872.18	\$13,366.07	\$14,223.29	\$351.11
100.000.600.000.360	Fringe Benefits	\$518,053.72	\$335,660.26	\$379,254.01	(\$138,799.71)
100.000.600.000.390	Transportation Allowance	\$0.00	\$4,863.99	\$5,000.00	\$5,000.00
100.000.600.000.410	Professional/Technical Servico	\$60,000.00	\$6,882.33	\$60,000.00	\$0.00
100.000.600.000.420	Staff Travel	\$120,000.00	\$72,833.46	\$135,000.00	\$15,000.00
100.000.600.000.430	Utilites	\$1,091,239.00	\$591,577.00	\$971,484.10	(\$119,754.90)
100.000.600.000.440	Other Purchased Services	\$339,134.00	\$294,916.53	\$320,374.00	(\$18,760.00)
100.000.600.000.450	Supplies, Materials + Media	\$195,032.00	\$180,361.41	\$160,001.00	(\$35,031.00)
100.000.600.000.490	Other Expense & Indirect	\$7,000.00	\$250.00	\$6,200.00	(\$800.00)
Function: Operations and Maintenance - 600		\$2,923,406.51	\$2,105,973.36	\$2,630,465.33	(\$292,941.18)
100.000.700.000.310	Certificated Salaries	\$51,691.00	\$35,226.53	\$86,744.00	\$35,053.00

Lake and Peninsula School District

100 Function Object

Fiscal Year: 2023-2024

Print accounts with zero balance Round to whole dollars Account on new page

Exclude inactive accounts with zero balance

From Date: 3/1/2023

To Date: 3/31/2023

Definition: FY23 & FY24 Compare

Account	Description	FY23 Budget	FY23 Acutal	FY24	Increase Decrease over FY23
100.000.700.000.320	Non Certificated Salary	\$1,180.00	\$14,843.00	\$20,000.00	\$18,820.00
100.000.700.000.350	On-Behalf Retirement	\$6,233.94	\$4,298.24	\$7,872.42	\$1,638.48
100.000.700.000.360	Fringe Benefits	\$15,423.86	\$14,946.01	\$34,132.26	\$18,708.40
100.000.700.000.410	Professional/Technical Servic	\$1,970.00	\$480.00	\$2,000.00	\$30.00
100.000.700.000.420	Staff Travel	\$326,800.00	\$289,749.12	\$344,000.00	\$17,200.00
100.000.700.000.440	Other Purchased Services	\$2,000.00	\$0.00	\$2,760.00	\$760.00
100.000.700.000.450	Supplies, Materials + Media	\$0.00	\$2,416.54	\$3,000.00	\$3,000.00
100.000.700.000.490	Other Expense & Indirect	\$0.00	\$1,000.00	\$0.00	\$0.00
Function: Student Activities - 700		\$405,298.80	\$362,959.44	\$500,508.68	\$95,209.88
100.000.760.000.350	On-Behalf Retirement	\$617.23	\$471.24	\$0.00	(\$617.23)
Function: Pupil Transportation To/From School - 760		\$617.23	\$471.24	\$0.00	(\$617.23)
100.000.790.000.350	On-Behalf Retirement	\$5,916.63	\$3,463.79	\$0.00	(\$5,916.63)
Function: Food Services - 790		\$5,916.63	\$3,463.79	\$0.00	(\$5,916.63)
100.000.900.000.550	Transfers (In/Out)	\$400,000.00	\$0.00	\$280,000.00	(\$120,000.00)
Function: Transfers (In)/Out - 900		\$400,000.00	\$0.00	\$280,000.00	(\$120,000.00)
Grand Total:		\$15,913,058.06	\$10,414,335.81	\$14,668,315.95	(\$1,244,742.11)

13

End of Report

Lake and Peninsula School District

100 Object

Fiscal Year: 2023-2024

Print accounts with zero balance Round to whole dollars Account on new page

Exclude inactive accounts with zero balance

From Date: 3/1/2023

To Date: 3/31/2023

Definition: FY23 & FY24 Compare

Account	Description	FY23 Budget	FY23 Acutal	FY24	Increase Decrease over FY23
100.000.000.000.310	Certificated Salaries	\$3,830,397.49	\$2,418,266.13	\$3,715,947.01	(\$114,450.48)
100.000.000.000.320	Non Certificated Salary	\$1,907,132.47	\$1,526,658.20	\$1,675,080.04	(\$232,052.43)
100.000.000.000.350	On-Behalf Retirement	\$533,111.67	\$369,783.93	\$603,769.29	\$70,657.62
100.000.000.000.360	Fringe Benefits	\$3,087,243.43	\$2,219,818.63	\$3,063,142.51	(\$24,100.92)
100.000.000.000.380	Housing Allowance/Subsidy	\$377,400.00	\$0.00	\$328,000.00	(\$49,400.00)
100.000.000.000.390	Transportation Allowance	\$49,600.00	\$29,977.15	\$49,800.00	\$200.00
100.000.000.000.410	Professional/Technical Servico	\$472,190.00	\$227,019.05	\$348,575.00	(\$123,615.00)
100.000.000.000.420	Staff Travel	\$865,800.00	\$752,354.15	\$963,500.00	\$97,700.00
100.000.000.000.430	Utilites	\$3,510,692.00	\$2,011,279.07	\$2,703,223.10	(\$807,468.90)
100.000.000.000.440	Other Purchased Services	\$452,019.00	\$423,992.47	\$480,772.00	\$28,753.00
100.000.000.000.450	Supplies, Materials + Media	\$518,272.00	\$474,021.02	\$478,101.00	(\$40,171.00)
100.000.000.000.490	Other Expense & Indirect	(\$90,800.00)	(\$38,833.99)	(\$21,594.00)	\$69,206.00
100.000.000.000.550	Transfers (In/Out)	\$400,000.00	\$0.00	\$280,000.00	(\$120,000.00)
Grand Total:		\$15,913,058.06	\$10,414,335.81	\$14,668,315.95	(\$1,244,742.11)

14

End of Report

Lake and Peninsula Borough School District

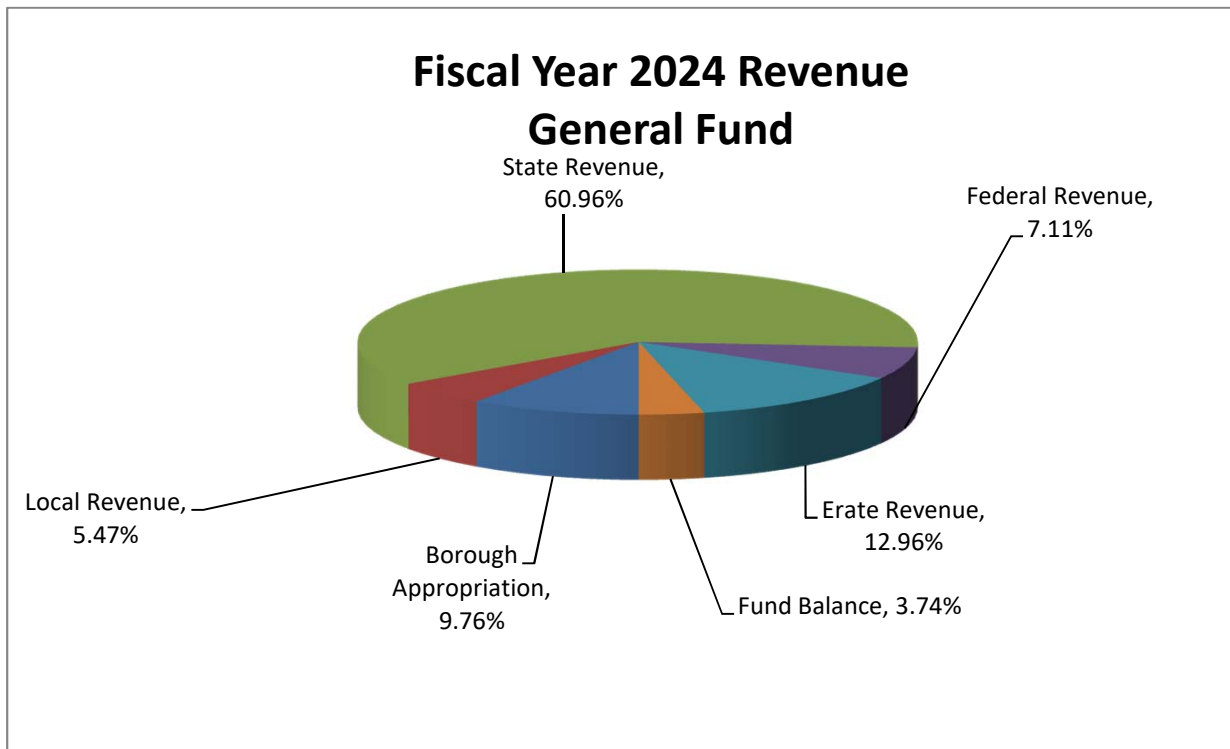
General Fund FY24 Proposed Budget

Without PERS & TRS On-Behalf

Revenue

Borough Appropriation	\$ 1,372,707	9.76%
Local Revenue	769,000	5.47%
State Revenue	8,574,055	60.96%
Federal Revenue	1,000,000	7.11%
Erate Revenue	1,822,800	12.96%
Fund Balance	525,985	3.74%
Total Revenue Budget	<u>\$ 14,064,547</u>	<u>100.00%</u>

As this chart illustrates, the primary source of funding for the Lake and Peninsula Borough School District is the State of Alaska. The Lake and Peninsula Borough funds the District's local contribution, through a funding appropriation. An amount comes from the federal government in the form of Impact Aid.



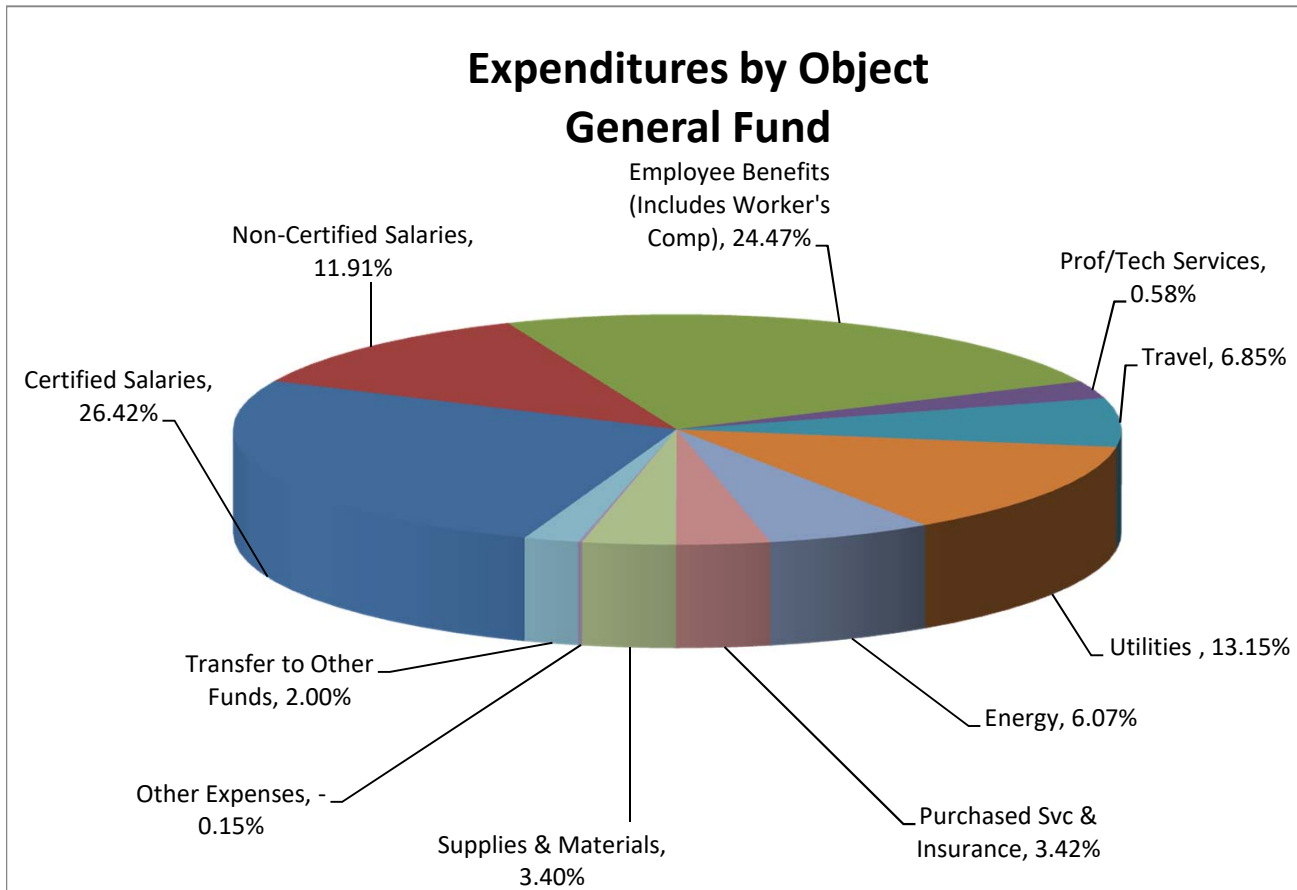
Lake and Peninsula Borough School District

General Fund FY24 Proposed Budget

Without PERS & TRS On-Behalf

Expenditures by Object

Certified Salaries	3,715,947	26.42%
Non-Certified Salaries	1,675,080	11.91%
Employee Benefits (Includes Worker's Comp)	3,440,942	24.47%
Professional/Technical Services	348,575	2.48%
Travel	963,500	6.85%
Utilities	1,849,410	13.15%
Energy	853,814	6.07%
Purchased Svc & Insurance	480,772	3.42%
Supplies & Materials	478,101	3.40%
Other Expenses	(21,594)	-0.15%
Transfer to Other Funds	280,000	2.00%
	<u>\$ 14,064,547</u>	<u>100.01%</u>



Alaska K-12 Funding Base Student Allocation Fiscal Year 2012 - 2023

Data source: Legislative Finance
Line shows inflation adjustment to FY12 value;
 BSA of \$5,930 in FY23 has an FY12 value of \$4,776 when adjusted for inflation

