

Finance Committee Meeting

Monday, June 17, 2024 7:30 AM

Faribault Public Schools District Office, 710 17th Street SW, Faribault, MN 55021

I. Business Items

I.A. Finance Committee Meeting Minutes 5/13/2023

II. Contracts, Agreements, Bids and Grants for Review

II.A. FY 24-25 Property and Casualty Insurance
Renewal - Selective Insurance

II.B. Bruce Smith Field Stadium Lighting
Replacement

II.C. FY 24-25 Riverbend Traditional Classrooms
and Field Trips Agreement

II.D. FY 24- 25 MN State Academies for the Deaf
and the Blind Tuition Agreement

II.E. Fiscal Year 2024-2025 Sodexo America LLC
Contract Renewal

II.F. FY2024-2025 Vended Meal Contract for the
following
-- STEM Charter School
-- Head Start
-- Little Scholars Day Care
-- Discovery Public School

II.G. FY 24-25 Food Service Joint Powers
Agreement - Surad Academy

II.H. FY 24-25 Food Service Joint Powers
Agreement - CVSEC

III. Financial Performance

III.A. Monthly Student Counts

III.B. Monthly Investment Report

III.C. Monthly Comparative Financial Report

III.D. Monthly Analytical Report

IV. Financial Strategies

IV.A. Approval of the FY 2024 Final Budget

IV.B. Approval of the FY 2025 Adopted Budget

IV.C. Updated 5-Year Projections

V. Next Meeting July 15, 2024 7:30 am

VI. Adjourn - ACTION

FINANCE COMMITTEE MINUTES

This meeting was held remotely via Google Meet
May 13, 2024 at 7:30 a.m.

Members in Attendance: John Bellingham, Jamie Bente, Dave Campbell, Stacy Fox, Scott Gerdes, Lynda Boudreau, Chad Wolff, Rob Dehnert, Roxanne Hill, Jason Engbrecht, Joel Olson, Meghan Knutson and Brett Martindale

Others in Attendance: Katie Schultz

Members Absent:

This meeting was called to order at 7:30 a.m.

I. Business Items

- a. Approval of the previous meeting minutes: Motion to approve by Mr Bellingham and seconded by Ms Boudreau. Motion carried.
- b. Update of the Food Service Fund Balance. Mr Gerdes presented an update on the Food Service Fund Balance and a plan on how to spend down the excess balance. No approval needed.

II. Contracts, Agreements, Bids and Grants for Review

- a. Approval to purchase Apple products for FY25: This request is to purchase Middle School student iPads, secondary staff iPads, MacBooks and Apple TV's. This will make technology integration more seamless when transitioning between classrooms as well as keeping repairs to a minimum. We do not have a mandatory insurance policy per student but that is an option if the parent wants to purchase it. Motion to approve by Mr. Bellingham, seconded by Ms Boudreau. Motion Carried.
- b. Approval of Fiscal Year 24-25 Nerstrand Nurse Contract: Contract is for cost of the staff plus the 8% administrative fee. Motion by Mr Wolff and seconded by Ms Boudreau.
- c. Approval of Fiscal Year 24-25 Nerstrand Maintenance Contract: Contract is for cost of staff plus 8% administrative fee. Motion by Mr Wolff and seconded by Ms Hill. Motion carried.
- d. Approval of Fiscal Year 24-25 Nerstrand Information Technology Contract: Contract is for the cost of staff plus 8% administrative fee. Motion by Mr Bellingham and seconded Mr Bente. Motion carried.
- e. Approval of Fiscal Year 24-25 Nerstrand Lease Contract: The lease is set for \$164,250 per year. Motion by Mr Dehnert and seconded by Mr Olson. Motion carried.
- f. Approval of Fiscal Year 24-25 Nerstrand Food Service Contract: This is a joint powers contract which means we run their program. We prepare, serve, and

process all the paperwork but we also retain all of the revenue. Motion by Ms Boudreau, seconded by Mr Dehnert. Motion carried.

- g. Approval of the SFM Workers Compensation Policy: In FY23, we switched to SFM. Our EMR is down to 1.07 which is 10 basis points, meaning that our work comp rate is decreasing. Mr Gerdes thanked Kain Smith, Carrie Anonby and Craig English for their diligent work. Motion by Mr Wolff and seconded by Mr Bente. Motion carried.
- h. Approval of the Third Party Billing Contract. Motion by Ms Boudreau and seconded by Ms Fox. Motion carried.
- i. Approval of the LTFM 10 Year Plan: School districts must complete this plan every year so that we can levy this in subsequent years. So this plan is submitted in FY24 and will be levied for FY26. There are a few different categories; Health and Safety, Remodeling for gender-neutral restrooms, Motion by Mr Olson and seconded by Ms Boudreau. Motion carried.
- j. Approval of two additional FTE EL Teachers for FY 24-25. Faribault has a high percentage of EL students compared to the average in Minnesota and our numbers for the spring of 2024 are about 175 students that are just entering into the program compared to about 70 from the fall. Revenue funding has increased from prior years and we do receive concentrated revenue in addition to the basic EL revenue. Asking for 2 additional FTEs at the high school to bring Faribault back into compliance. This would be a \$170,000 cost to the general fund. Motion by Mr Bente and seconded by Mr Engbrecht. Motion Passed.

III. Financial Performance

- a. April Student Counts: Mr Gerdes presented that we're down by 19 students as compared to what we have budgeted for.
- b. April Comparative Report: Mr Gerdes presented that gas and snow removal are still down due to the unusually warm winter. Self-insurance is positive now as of April, showing \$85,000 revenue over expenses as of the end of April.
- c. April Investment Report: Our cash and investments have increased by just under 1 million dollars, up from April. We're in the expected upward trend in cash receipts for Feb, March, April and May.
- d. April Analytics: Looking at local revenue, this large increase is due to the debt we took on for the sale of the bonds. State revenue is still up and federal revenue is down, again, mainly due to the lack of ESSER funding. Our Fund Balance will see an increase at the end of FY24 but will be short lived as it is expected to drop in FY25.

IV. Financial Strategies

V. Next Meeting Monday June 17, 2024 at 7:30 am.

VI. Motion by Mr Bellingham to adjourn the meeting, second by Mr Bente. Meeting adjourned at 8:52 a.m.

Respectfully submitted by Brett Martindale



710 17th St. SW, Faribault, MN 55021

Office: 507-333-6000 | Fax: 507-333-6050

MEMORANDUM

Date: June 17, 2024

To: Finance Committee
Jamie Bente, Superintendent of Schools

From: Scott Gerdes, Director of Finance & Operations

RE: P & C Insurance Renewal FY 2024-2025

Over the last couple of years, the cost of the property insurance industry has been strained by the increased number of damaging storms, increase in inflation rates, and the sheer cost of building inputs to rebuild. Many carriers across the State of Minnesota are renewing with large increases 30 to 40 percent, as well as 2% wind hail deductibles. In FY24, we were fortunate to only receive inflationary increases to our policy. FY25 renewal started with over 70,000 dollar rate increase, inflationary increases, and very large wind hail deductibles to all the roofs in the policy. These deductibles started at one million per building and went down from there. With a lot of work in conjunction with our broker, Heartman Insurance, we were able to drop the increase by about 8,000 and reduce those large deductibles to 250,000 and down. The only other change that was made was an increase to the all other peril deductible from 10K to 25K. This increase can be self insured with our LTFM categorical aid. The total Increase for the new policy is \$63,825 to \$276,977 dollars. Please consider approval of the FY 2024-2025 insurance policy with Selective Insurance.



710 17th St. SW, Faribault, MN 55021

Office: 507-333-6000 | Fax: 507-333-6050

REQUEST TO BID

Date: June 24, 2024

To: Faribault Public Schools School Board
Jamie Bente, Superintendent of Schools

From: Scott Gerdes, Director of Finance and Operations

RE: Bruce Smith Field Stadium Lighting

In late May, it was determined that one of the six light poles suffered an electrical surge, possibly lightning, which ruined all but one of the fixtures on that pole. In total, there are 70 fixtures between all six poles with 11 fixtures on the pole that was damaged. As we evaluate the solution for this issue, several items come into play, one of which is that the type of light in the stadium, which is almost 40 years old, is expensive and hard to come by. Second is the color of the lighting would be inconsistent from pole to pole whether we repaired the fixture with the old type of lighting or with new LED lighting. Third, the Minnesota State Legislature passed a bill that would prohibit the sale of the metal halide lighting after January 1, 2025. Based on these three concerns, we propose that we replace the fixtures on all six poles, seventy in total, with new LED stadium lights. Therefore, we are requesting permission to complete this project using the Minnesota State Joint Community Purchasing program that will allow us better pricing and faster lead times for these fixtures. The estimated turn key cost for this project is between 190,000 and 220,000 dollars less about a 15,000 rebate from Xcel Energy. This will be paid for from LTFM categorical aid. Thank you for your consideration.



River Bend

NATURE CENTER

June 9, 2023

Jamie Bente, Superintendent
Faribault Public Schools – Pre-K – 6th Grade
710 17th St SW
Faribault, MN 55021

Dear Superintendent Bente,

Attached you will find a proposed 2024-2025 agreement between the Faribault Public Schools and River Bend Nature Center for our traditional classroom and field trip environmental education work. We continue to meet with your curriculum directors to ensure that programs are in alignment with the State Academic Standards in Science and meet Faribault Public Schools' needs.

Thank you and we look forward to the continuing to provide programs for your students.

Sincerely,

Brad Bourn,
Executive Director

*Helping people discover, enjoy,
understand, and preserve the incredible
natural world that surrounds us.*

River Bend Nature Center (RBNC)

Faribault Public School District (FPS)

Letter of Agreement

We are proud of the partnership we have had since 1979 to work together to provide high quality STEAM curriculum for area students, and we look forward to continuing that tradition for the 2023-2024 school year.

Pre-K to 6th services: (\$34,000)

RBNC will work with FPS curriculum directors and teachers to create lessons that enhance learning to meet science standards. To best cover the agreed upon benchmarks, RBNC has devised and provides a three part lesson plan that will be provided in-person.

- The pre-lesson activity is to be implemented by the teachers in the classroom prior to their visit to River Bend.
- The field lesson at River Bend Nature Center will engage students kinesthetically while enhancing and solidifying those standards.
- The post-visit assessment activity is implemented by teachers and takes place after the field program.

RBNC will provide your pre-K-6 schools with the following number of programs:

- One 1.5-hour session for Pre-K
- Three 1.5-hour sessions for Kindergarten
- Two 1.5-hour sessions for 1st grade
- Two 1.5-hour sessions for 2nd grade
- Two sessions for 3rd grade (1.5-hours in the fall, 2 hours in the winter)
- Two 2-hour sessions for 4th grade
- Two 2-hour sessions for 5th grade
- Two sessions for 6th grade (2 hours in the fall, 1.5 hours in the spring)

High School Programming (\$6,000)

At the request of FPS, we are transitioning our services provided under the "Field Biologist Internship Program" to better align with the Agriculture Department's current service delivery model. **River Bend will host 30 hours of field trips and learning experiences in collaboration with the Agricultural department.** These hours will be in the form of curated field trips and activities at RBNC ranging from 2-4 hour experiences as requested by the Agriculture Department. RBNC and FPS's Agricultural department will collaborate on scheduling services.

PROGRAM POLICIES:

RESCHEDULING - There is limited time to reschedule programs. Programs will be adapted for indoor activities based on our staff's discretion and topic. If you have questions or concerns about your program, please call and notify us at least 24 hours before your scheduled program.

WEATHER - Programs will be held regardless of the weather. We ask that you dress accordingly. In the event of severe weather or school closings, we may reschedule programs per our discretion. We will notify you within 24 hours of your scheduled program.

PHOTO – River Bend Nature Center will assume that all students are able to have their pictures taken for RBNC promotional purposes unless River Bend has been notified otherwise by classroom teacher or school representatives.

As part of our agreement for the 2023-2024 school year, River Bend will also:

- Work with FPS teachers and curriculum directors to ensure our lessons encompass specific Minnesota Academic Standards in Science and integrate reading, writing, and math into pre- and post-lessons packets for teachers to use in the classroom that enhance and integrate learning.
- Provide emails to teachers including program support specific to the Faribault School curriculum.
- Arrange busing logistics. If a special bus is needed, FPS teachers will need to contact Faribault Transportation to fill out a form and arrange for a special bus.
- Offer teachers suggestions, trainings, and advice in teaching science or outdoor based education.

Beyond our contract partnership which provides for the pre-K-6 program, we work to provide opportunities for the school district in additional ways. A few examples are:

- In-school instruction on Recycling and Waste Reduction at the 3rd and 4th grade levels. The grade levels may vary depending on the need of the school.
- In-school instruction on Stormwater Education at 5th grade level.
- Opportunities for in-classroom programs with unique natural history / environmental education and outdoor recreation experiences.
- Professional Development for teachers to learn how to teach nature education to students.
- Opportunities to work with specialized groups such as the Community Schools, Newcomer Program, STEAM, etc.
- Work collaboratively with the school district to tell the story of the positive impact the partnership has had on individuals and the community.

The contract fee for the 2024-2025 school year is \$40,000. An invoice will be sent for payment at the beginning of the 2024-2025 school year and is due 9/30/24. River Bend Nature Center is committed to providing the Faribault Public Schools District, students and teachers with high quality, hands-on science and environmental education experiences.

Agreed to by:

_____/Date

Brad Bourn

River Bend Nature Center

Executive Director

_____/Date

Jamie Bente

Faribault Public Schools

Superintendent



MINNESOTA STATE ACADEMIES FOR THE DEAF AND THE BLIND

615 Olof Hanson Drive, Faribault MN 55021 (507) 384-6600 www.msa.state.mn.us

Minnesota State Academies and Faribault Public School District Tuition Agreement 2024-2025

WHEREAS, the Faribault School District #656, hereinafter referred to as Faribault School District, and the Minnesota State Academy for the Blind and Minnesota State Academy for the Deaf, hereinafter referred to as Minnesota State Academies (District #160), have entered into a positive relationship for the education of students with disabilities.

WHEREAS, the Board of the Minnesota State Academies and the School Board of the Faribault School District wish to maintain this positive relationship,

NOW THEREFORE:

Be it resolved that the Faribault School District, as authorized by M.S. 125A.65, Subdivision 5, will provide opportunities for learners who are enrolled in the Minnesota State Academies.

Be it resolved that the Board of Minnesota State Academies, in accordance with M.S. 125A.65, Subdivision 6, has determined that no tuition will be charged to the Faribault School District for students enrolled at the Minnesota State Academies who are residents of the Faribault School District.

Be it resolved that the School Board of Faribault School District, in accordance with M.S. 125A.65, Subdivision 6, has determined that no tuition will be charged to the Minnesota State Academies for students attending classes at the Faribault School District.

This resolution shall be in effect for the 2024-2025 school year.

RECOMMENDED BY

THE MINNESOTA STATE ACADEMIES – DISTRICT #160

BY _____

TITLE: _____

DATE: _____

APPROVED

FARIBAULT SCHOOL DISTRICT #656

BY _____

TITLE: _____

DATE: _____

APPROVED

MINNESOTA STATE ACADEMIES BOARD

BY _____

TITLE: _____

DATE: _____

School Nutrition Programs Renewal of Food Service Management Contract School Year 2024-25

Food service management contracts that started in 2020-2021 or later may be renewed for the 2024-25 contract year if both parties have mutually agreed to renew.

Federal regulations for the National School Lunch Program (NSLP), at 7 Code of Federal Regulations section 210.16 and Minnesota Statutes 2023, section 123B.52, allow a food service management contract to be renewed for a term not to exceed one year for up to four renewals (a total of five years including the original contract).

This renewal document must be used to meet NSLP requirements and for contract payments to be allowable costs to the nonprofit school food service. No changes may be made to this renewal document without preapproval by the Minnesota Department of Education (MDE), except for the information required to be inserted by the school food authority.

1. Definitions

“SFA” is the school food authority (school district, nonpublic school or residential child care organization) contracting for food service management.

SFA: _____

Cyber-Linked Interactive Child Nutrition Systems (CLiCS) Identification Number: _____

“Company” is the company providing food service management to School.

Company: _____

“Original contract” is the first year of the food service management contract, which was competitively procured and specified the terms for contract renewals.

The original contract was for school year _____.

2. Renewal of Contract

SFA and Company mutually agree to renew the original contract for the term indicated below, not to exceed one year.

This is the _____ year of the contract, counting the original year of the contract and renewals.

Start Date for Renewed Contract: _____ End Date for Renewed Contract: _____

3. Adjusted Meal Prices

SFA and Company have mutually agreed to 2024-25 prices or fees as shown below. The maximum amount that 2024-25 prices or fees may be increased is **4.2** percent (Consumer Price Index (CPI-U), Food Away from Home, Midwest Region, for the twelve months ending December 2023).

Check one:

Fixed Meal Price Contract – Prices are adjusted as shown below.

Cost-Reimbursable Contract – Fees are adjusted as shown below.

The meal price is for one full reimbursable meal and cannot separate out any one component of the reimbursable meal (i.e. price of milk *must* be included in total fixed meal price). The fixed price(s) or fixed administrative fee(s), and the calculation of the revised price(s) or fee(s), are shown below:

Meal Service	2023-24 Price or Fee	Percent Increase (maximum 4.2%)	2024-25 Price or Fee
	\$	_____ %	\$
	\$	_____ %	\$
	\$	_____ %	\$
	\$	_____ %	\$

4. Meal Equivalency Factor

The meal equivalency factor for school year 2024-2025, used to determine the number of lunches that the a la carte food service revenue is equivalent to for billing purposes, is \$4.95.

5. Value of USDA Foods

Contract prices do not take into account the value of USDA Foods that Company will receive during the contract year. Company will continue to credit SFA for USDA Foods received for the renewed contract year.

At the time that this contract renewal is sent to MDE, the SFA must include a completed Reconciliation of Credits for USDA Foods form to show that USDA Foods have been fully credited during the 2023-24 contract year.

6. Non-Financial Adjustments

No material changes have been made since the original contract.

Minor non-financial adjustments for renewal, if any, are described here:

7. Revised Program Requirements

Company agrees to meet all SNP requirements including requirements that become effective during the renewed contract year.

8. Termination

Either party may terminate the contract for cause as allowed in the original contract. The contract may be terminated for (no cause) if the partners mutually agree to terminate for convenience.

SIGNATURES

School Food Authority: _____

Address: _____

Authorized Representative: _____

Title: _____

Signature: _____

Date: _____

School Food Authority Contact: _____

Title: _____

Phone: _____

Email: _____

Company: _____

Address: _____

Authorized Representative: _____

Title: _____

Signature: _____

Date: _____

Company Contact: _____

Title: _____

Phone: _____

Email: _____

Independent Price Determination Certificate

Both the SFA and the FSMC shall execute this Independent Price Determination Certificate.

Name of FSMC

Name of SFA

By submission of this offer, the FSMC certifies, and in the case of a joint offer, each party thereto certifies as to its own organization, that in connection with this procurement:

1. The prices in this offer have been arrived at independently, without consultation, communication, or agreement for the purpose of restricting competition, as to any matter relating to such prices with any other FSMC or with any competitor.
2. Unless otherwise required by law, the prices which have been quoted in this offer have not been knowingly disclosed to the FSMC and will not knowingly be disclosed by the FSMC prior to opening in the case of an advertised procurement or prior to award in the case of a negotiated procurement, directly or indirectly to any other FSMC for the purpose of restricting competition.
3. No attempt has been made or will be made by the FSMC to induce any person or firm to submit or not submit an offer for the purpose of restricting competition.

Each person signing this offer on behalf of the FSMC certifies that:

1. He or she is the person in FSMC's organization responsible within the organization for the decision as to the prices being offered herein and has not participated, and will not participate, in any action contrary to 1 through 3 above; or
2. He or she is not the person in FSMC's organization responsible within the organization for the decision as to the prices being offered herein, but that he or she has been authorized in writing to act as agent for the persons responsible for such decision in certifying that such persons have not participated and will not participate in any action contrary to 1 through 3 above, and as their agent does hereby certify; and he or she has not participated, and will not participate, in any action contrary to 1 through 3 above.

To the best of my knowledge, this FSMC, its affiliates, subsidiaries, officers, directors, and employees are not currently under investigation by any government agency and have not in the last three years been convicted of or found liable for any act prohibited by state or federal law in any jurisdiction, involving conspiracy or collusion with respect to bidding on any public contract, except as follows:

Signature of FSMC's Authorized Representative

Title

Date

In accepting this offer, the SFA certifies that no representative of the school food authority has taken any action that may have jeopardized the independence of the offer referred above.

Signature of SFA
Authorized Representative

Title

Date

INSTRUCTIONS FOR DEBARMENT CERTIFICATION FORM

1. By signing and submitting this form, the prospective lower-tier participant is providing the certification set out on the reverse side in accordance with these instructions.
2. The certification in this clause is a material representation of fact upon which reliance was placed when this transaction was entered into. If it is later determined that the prospective lower-tier participant knowingly rendered an erroneous certification, in addition to other remedies available to the federal government, the department or agency with which this transaction originated may pursue available remedies, including suspension and/or debarment.
3. The prospective lower-tier participant shall provide immediate written notice to the person to whom this proposal is submitted if at any time the prospective lower-tier participant learns that its certification was erroneous when submitted or has become erroneous by reason of changed circumstances.
4. The terms "covered transaction," "debarred," "suspended," "ineligible," "lower-tier covered transaction," "participant," "person," "primary covered transaction," "principal," "proposal," and "voluntarily excluded," as used in this clause, have the meanings set out in the Definitions and Coverage sections of rules implementing Executive Order 12549. You may contact the person to which this proposal is submitted to obtain a copy of those regulations.
5. The prospective lower-tier participant agrees by submitting this form that, should the proposed covered transaction be entered into, it shall not knowingly enter into any lower-tier covered transaction with a person who is debarred, suspended, declared ineligible, or voluntarily excluded from participation in this covered transaction, unless authorized by the department or agency with which this transaction originated.
6. The prospective lower-tier participant further agrees by submitting this form that it will include this clause titled "Certification Regarding Debarment, Suspension, Ineligibility and Voluntary Exclusion — Lower Tier Covered Transactions," without modification, in all lower-tier covered transactions and in all solicitations for lower-tier covered transactions.
7. A participant in a covered transaction may rely upon a certification of a prospective participant in a lower-tier covered transaction that it is not debarred, suspended, ineligible, or voluntarily excluded from the covered transaction, unless it knows that the certification is erroneous. A participant may decide the method and frequency by which it determines the eligibility of its principals. Each participant may, but is not required to, search the records on the System for Award Management (SAM). [View the SAM website.](#)
8. Nothing contained in the foregoing shall be construed to require establishment of a system of records in order to render in good faith the certification required by this clause. The knowledge and information of a participant is not required to exceed that which is normally possessed by a prudent person in the ordinary course of business dealings.
9. Except for transactions authorized under paragraph 5 of these instructions, if a participant in a covered transaction knowingly enters into a lower-tier covered transaction with a person who is suspended, debarred, ineligible, or voluntarily excluded from participation in this transaction, in addition to other remedies available to the federal government, the department or agency with which this transaction originated may pursue available remedies as appropriate, including suspension and/or debarment.

CERTIFICATION REGARDING DEBARMENT, SUSPENSION, INELIGIBILITY AND VOLUNTARY EXCLUSION

LOWER-TIER COVERED TRANSACTIONS

This certification is required by the regulations implementing Executive Order 12549, Executive Order 12689, and 31 U.S.C. 6101; Debarment and Suspension, 2 CFR Part 417, Subpart C, Responsibilities of Participants Regarding Transactions Doing Business with Other Persons.

(Please read instructions on next page before completing Certification.)

1. The prospective lower-tier participant certifies, by submission of this proposal, that neither it nor its principals is presently debarred, suspended, proposed for debarment, declared ineligible, or voluntarily excluded from participation in this transaction by any federal department or agency.
2. Where the prospective lower-tier participant is unable to certify to any of the statements in this certification, such prospective participant shall attach an explanation to this proposal.

Company Name: _____

Project Name: National School Lunch Program

Name/Title of Authorized Representative: _____

Signature: _____

Date: _____

CERTIFICATION REGARDING LOBBYING

The undersigned certifies, to the best of his or her knowledge and belief, that:

1. No federally appropriated funds have been paid or will be paid, by or on behalf of the undersigned, to any person for influencing or attempting to influence an officer or employee of any agency, a Member of Congress, an officer or employee of Congress, or an employee of a Member of Congress in connection with the awarding of a federal contract, the making of any federal grant, the making of a federal loan, the entering into a cooperative agreement, and the extension, continuation, renewal, amendment or modification of a federal contract, grant, loan or cooperative agreement;
2. If any funds other than federal appropriated funds have been paid or will be paid to any person for influencing or attempting to influence an officer or employee of any agency, a Member of Congress, an officer or employee of Congress, or an employee of a Member of Congress in connection with this federal contract, grant, loan or cooperative agreement, the undersigned shall complete and submit Standard Form-LLL, "Disclosure Form to Report Lobbying," in accordance with its instructions;
3. The undersigned shall require that the language of this certification be included in the award documents for all subawards at all tiers (including subcontracts, subgrants and contracts under grants, loans and cooperative agreements) and that all subrecipients shall certify and disclose accordingly.
4. This certification is a material representation of fact upon which reliance was placed when this transaction was made or entered into. Submission of this certification is a prerequisite for making or entering into this transaction imposed by section 1352, title 31, U.S. Code. Any person who fails to file the required certification shall be subject to a civil penalty of not less than \$10,000 and not more than \$100,000 for each such failure.

Company Name: _____

Project Name: National School Lunch Program

Name/Title of Authorized Representative: _____

Signature: _____

Date: _____

Assurance of Civil Rights Compliance Certification

The vendor hereby agrees that it will comply with:

- Title VI of the Civil Rights Act of 1964 (42 U.S.C. 2000d et seq.);
- Title IX of the Education Amendments of 1972 (20 U.S.C. 1681 et seq.);
- Section 504 of the Rehabilitation Act of 1973 (29 U.S.C. 794);
- Age Discrimination Act of 1975 (42 U.S.C. 6101 et seq.);
- Title II and Title III of the Americans with Disabilities Act (ADA) of 1990 as amended by the ADA Amendment Act of 2008 (42 U.S.C. 12131-12189);
- Executive Order 13166, "Improving Access to Services for Persons with Limited English Proficiency." (August 11, 2000);
- All provisions required by the implementing regulations of the Department of Agriculture (USDA) (7 CFR Part 15 et seq.);
- Department of Justice Enforcement Guidelines (28 CFR Parts 35, 42 and 50.3);
- Food and Nutrition Service (FNS) directives and guidelines to the effect that, no person shall, on the grounds of race, color, national origin, sex (including gender identity and sexual orientation), age, or disability, be excluded from participation in, be denied the benefits of, or otherwise be subject to discrimination under any program or activity for which the Program applicant receives Federal financial assistance from USDA; and hereby gives assurance that it will immediately take measures necessary to effectuate this Agreement.
- The USDA non-discrimination statement that in accordance with Federal civil rights law and U.S. Department of Agriculture (USDA) civil rights regulations and policies, the USDA, its Agencies, offices, and employees, and Institutions participating in or administering USDA programs are prohibited from discriminating based on race, color, national origin, religion, sex, gender identity (including gender expression), sexual orientation, disability, age, marital status, family/parental status, income derived from a public assistance program, political beliefs, or reprisal or retaliation for prior civil rights activity, in any program or activity conducted or funded by USDA (not all bases apply to all programs).

This assurance is given in consideration of and for the purpose of obtaining any and all Federal financial assistance, grants, and loans of Federal funds, reimbursable expenditures, grant, or donation of Federal property and interest in property, the detail of Federal personnel, the sale and lease of, and the permission to use Federal property or interest in such property or the furnishing of services without consideration or at a nominal consideration, or at a consideration that is reduced for the purpose of assisting the recipient, or in recognition of the public interest to be served by such sale, lease, or furnishing of services to the recipient, or any improvements made with Federal financial assistance extended to the Program applicant by USDA. This includes any Federal agreement, arrangement, or other contract that has as one of its purposes the provision of cash assistance for the purchase of food, and cash assistance for purchase or rental of food service equipment or any other financial assistance extended in reliance on the representations and agreements made in this assurance.

By accepting this assurance, the vendor agrees to compile data, maintain records, and submit records and reports as required, to permit effective enforcement of nondiscrimination laws and permit authorized USDA personnel during hours of program operation to review and copy such records, books, and accounts, access such facilities and interview such personnel as needed to ascertain compliance with the nondiscrimination laws. If there are any violations of this assurance, the Department of Agriculture, FNS, shall have the right to seek judicial enforcement of this assurance. This assurance is binding on the vendor, its successors, transferees and assignees as long as it receives assistance or retains possession of any assistance from USDA. The person or persons whose signatures appear below are authorized to sign this assurance on behalf of the vendor.

In accordance with federal civil rights law and U.S. Department of Agriculture (USDA) civil rights regulations and policies, this institution is prohibited from discriminating on the basis of race, color, national origin, sex (including gender identity and sexual orientation), disability, age, or reprisal or retaliation for prior civil rights activity.

Program information may be made available in languages other than English. Persons with disabilities who require alternative means of communication to obtain program information (e.g., Braille, large print, audiotape, American Sign Language), should contact the responsible state or local agency that administers the program or USDA's TARGET Center at (202) 720-2600 (voice and TTY) or contact USDA through the Federal Relay Service at (800) 877-8339.

To file a program discrimination complaint, a Complainant should complete a Form AD-3027, USDA Program Discrimination Complaint Form which can be obtained online at: <https://www.usda.gov/sites/default/files/documents/ad-3027.pdf>, from any USDA office, by calling (866) 632-9992, or by writing a letter addressed to USDA. The letter must contain the complainant's name, address, telephone number, and a written description of the alleged discriminatory action in sufficient detail to inform the Assistant Secretary for Civil Rights (ASCR) about the nature and date of an alleged civil rights violation. The completed AD-3027 form or letter must be submitted to USDA by:

1. **mail:**
U.S. Department of Agriculture
Office of the Assistant Secretary for Civil Rights
1400 Independence Avenue, SW
Washington, D.C. 20250-9410; or
2. **fax:**
(833) 256-1665 or (202) 690-7442; or
3. **email:**
Program.Intake@usda.gov

This institution is an equal opportunity provider.

Vendor Name: _____

Award Number or Project Name: School Nutrition Program (NSLP, SBP)

Name and Title of Authorized Representative: _____

Signature: _____

Date: _____

School Nutrition Programs Renewal of Food Service Management Contract School Year 2024-25

Food service management contracts that started in 2020-2021 or later may be renewed for the 2024-25 contract year if both parties have mutually agreed to renew.

Federal regulations for the National School Lunch Program (NSLP), at 7 Code of Federal Regulations section 210.16 and Minnesota Statutes 2023, section 123B.52, allow a food service management contract to be renewed for a term not to exceed one year for up to four renewals (a total of five years including the original contract).

This renewal document must be used to meet NSLP requirements and for contract payments to be allowable costs to the nonprofit school food service. No changes may be made to this renewal document without preapproval by the Minnesota Department of Education (MDE), except for the information required to be inserted by the school food authority.

1. Definitions

“SFA” is the school food authority (school district, nonpublic school or residential child care organization) contracting for food service management.

SFA: _____

Cyber-Linked Interactive Child Nutrition Systems (CLiCS) Identification Number: _____

“Company” is the company providing food service management to School.

Company: _____

“Original contract” is the first year of the food service management contract, which was competitively procured and specified the terms for contract renewals.

The original contract was for school year _____.

2. Renewal of Contract

SFA and Company mutually agree to renew the original contract for the term indicated below, not to exceed one year.

This is the _____ year of the contract, counting the original year of the contract and renewals.

Start Date for Renewed Contract: _____ End Date for Renewed Contract: _____

3. Adjusted Meal Prices

SFA and Company have mutually agreed to 2024-25 prices or fees as shown below. The maximum amount that 2024-25 prices or fees may be increased is **4.2** percent (Consumer Price Index (CPI-U), Food Away from Home, Midwest Region, for the twelve months ending December 2023).

Check one:

Fixed Meal Price Contract – Prices are adjusted as shown below.

Cost-Reimbursable Contract – Fees are adjusted as shown below.

The meal price is for one full reimbursable meal and cannot separate out any one component of the reimbursable meal (i.e. price of milk *must* be included in total fixed meal price). The fixed price(s) or fixed administrative fee(s), and the calculation of the revised price(s) or fee(s), are shown below:

Meal Service	2023-24 Price or Fee	Percent Increase (maximum 4.2%)	2024-25 Price or Fee
	\$	_____ %	\$
	\$	_____ %	\$
	\$	_____ %	\$
	\$	_____ %	\$

4. Meal Equivalency Factor

The meal equivalency factor for school year 2024-2025, used to determine the number of lunches that the a la carte food service revenue is equivalent to for billing purposes, is \$4.95.

5. Value of USDA Foods

Contract prices do not take into account the value of USDA Foods that Company will receive during the contract year. Company will continue to credit SFA for USDA Foods received for the renewed contract year.

At the time that this contract renewal is sent to MDE, the SFA must include a completed Reconciliation of Credits for USDA Foods form to show that USDA Foods have been fully credited during the 2023-24 contract year.

6. Non-Financial Adjustments

No material changes have been made since the original contract.

Minor non-financial adjustments for renewal, if any, are described here:

7. Revised Program Requirements

Company agrees to meet all SNP requirements including requirements that become effective during the renewed contract year.

8. Termination

Either party may terminate the contract for cause as allowed in the original contract. The contract may be terminated for (no cause) if the partners mutually agree to terminate for convenience.

SIGNATURES

School Food Authority: _____

Address: _____

Authorized Representative: _____

Title: _____

Signature: _____

Date: _____

School Food Authority Contact: _____

Title: _____

Phone: _____

Email: _____

Company: _____

Address: _____

Authorized Representative: _____

Title: _____

Signature: _____

Date: _____

Company Contact: _____

Title: _____

Phone: _____

Email: _____

Independent Price Determination Certificate

Both the SFA and the FSMC shall execute this Independent Price Determination Certificate.

Name of FSMC

Name of SFA

By submission of this offer, the FSMC certifies, and in the case of a joint offer, each party thereto certifies as to its own organization, that in connection with this procurement:

1. The prices in this offer have been arrived at independently, without consultation, communication, or agreement for the purpose of restricting competition, as to any matter relating to such prices with any other FSMC or with any competitor.
2. Unless otherwise required by law, the prices which have been quoted in this offer have not been knowingly disclosed to the FSMC and will not knowingly be disclosed by the FSMC prior to opening in the case of an advertised procurement or prior to award in the case of a negotiated procurement, directly or indirectly to any other FSMC for the purpose of restricting competition.
3. No attempt has been made or will be made by the FSMC to induce any person or firm to submit or not submit an offer for the purpose of restricting competition.

Each person signing this offer on behalf of the FSMC certifies that:

1. He or she is the person in FSMC's organization responsible within the organization for the decision as to the prices being offered herein and has not participated, and will not participate, in any action contrary to 1 through 3 above; or
2. He or she is not the person in FSMC's organization responsible within the organization for the decision as to the prices being offered herein, but that he or she has been authorized in writing to act as agent for the persons responsible for such decision in certifying that such persons have not participated and will not participate in any action contrary to 1 through 3 above, and as their agent does hereby certify; and he or she has not participated, and will not participate, in any action contrary to 1 through 3 above.

To the best of my knowledge, this FSMC, its affiliates, subsidiaries, officers, directors, and employees are not currently under investigation by any government agency and have not in the last three years been convicted of or found liable for any act prohibited by state or federal law in any jurisdiction, involving conspiracy or collusion with respect to bidding on any public contract, except as follows:

Signature of FSMC's Authorized Representative

Title

Date

In accepting this offer, the SFA certifies that no representative of the school food authority has taken any action that may have jeopardized the independence of the offer referred above.

Signature of SFA
Authorized Representative

Title

Date

INSTRUCTIONS FOR DEBARMENT CERTIFICATION FORM

1. By signing and submitting this form, the prospective lower-tier participant is providing the certification set out on the reverse side in accordance with these instructions.
2. The certification in this clause is a material representation of fact upon which reliance was placed when this transaction was entered into. If it is later determined that the prospective lower-tier participant knowingly rendered an erroneous certification, in addition to other remedies available to the federal government, the department or agency with which this transaction originated may pursue available remedies, including suspension and/or debarment.
3. The prospective lower-tier participant shall provide immediate written notice to the person to whom this proposal is submitted if at any time the prospective lower-tier participant learns that its certification was erroneous when submitted or has become erroneous by reason of changed circumstances.
4. The terms "covered transaction," "debarred," "suspended," "ineligible," "lower-tier covered transaction," "participant," "person," "primary covered transaction," "principal," "proposal," and "voluntarily excluded," as used in this clause, have the meanings set out in the Definitions and Coverage sections of rules implementing Executive Order 12549. You may contact the person to which this proposal is submitted to obtain a copy of those regulations.
5. The prospective lower-tier participant agrees by submitting this form that, should the proposed covered transaction be entered into, it shall not knowingly enter into any lower-tier covered transaction with a person who is debarred, suspended, declared ineligible, or voluntarily excluded from participation in this covered transaction, unless authorized by the department or agency with which this transaction originated.
6. The prospective lower-tier participant further agrees by submitting this form that it will include this clause titled "Certification Regarding Debarment, Suspension, Ineligibility and Voluntary Exclusion — Lower Tier Covered Transactions," without modification, in all lower-tier covered transactions and in all solicitations for lower-tier covered transactions.
7. A participant in a covered transaction may rely upon a certification of a prospective participant in a lower-tier covered transaction that it is not debarred, suspended, ineligible, or voluntarily excluded from the covered transaction, unless it knows that the certification is erroneous. A participant may decide the method and frequency by which it determines the eligibility of its principals. Each participant may, but is not required to, search the records on the System for Award Management (SAM). [View the SAM website.](#)
8. Nothing contained in the foregoing shall be construed to require establishment of a system of records in order to render in good faith the certification required by this clause. The knowledge and information of a participant is not required to exceed that which is normally possessed by a prudent person in the ordinary course of business dealings.
9. Except for transactions authorized under paragraph 5 of these instructions, if a participant in a covered transaction knowingly enters into a lower-tier covered transaction with a person who is suspended, debarred, ineligible, or voluntarily excluded from participation in this transaction, in addition to other remedies available to the federal government, the department or agency with which this transaction originated may pursue available remedies as appropriate, including suspension and/or debarment.

CERTIFICATION REGARDING DEBARMENT, SUSPENSION, INELIGIBILITY AND VOLUNTARY EXCLUSION

LOWER-TIER COVERED TRANSACTIONS

This certification is required by the regulations implementing Executive Order 12549, Executive Order 12689, and 31 U.S.C. 6101; Debarment and Suspension, 2 CFR Part 417, Subpart C, Responsibilities of Participants Regarding Transactions Doing Business with Other Persons.

(Please read instructions on next page before completing Certification.)

1. The prospective lower-tier participant certifies, by submission of this proposal, that neither it nor its principals is presently debarred, suspended, proposed for debarment, declared ineligible, or voluntarily excluded from participation in this transaction by any federal department or agency.
2. Where the prospective lower-tier participant is unable to certify to any of the statements in this certification, such prospective participant shall attach an explanation to this proposal.

Company Name: _____

Project Name: National School Lunch Program

Name/Title of Authorized Representative: _____

Signature: _____

Date: _____

CERTIFICATION REGARDING LOBBYING

The undersigned certifies, to the best of his or her knowledge and belief, that:

1. No federally appropriated funds have been paid or will be paid, by or on behalf of the undersigned, to any person for influencing or attempting to influence an officer or employee of any agency, a Member of Congress, an officer or employee of Congress, or an employee of a Member of Congress in connection with the awarding of a federal contract, the making of any federal grant, the making of a federal loan, the entering into a cooperative agreement, and the extension, continuation, renewal, amendment or modification of a federal contract, grant, loan or cooperative agreement;
2. If any funds other than federal appropriated funds have been paid or will be paid to any person for influencing or attempting to influence an officer or employee of any agency, a Member of Congress, an officer or employee of Congress, or an employee of a Member of Congress in connection with this federal contract, grant, loan or cooperative agreement, the undersigned shall complete and submit Standard Form-LLL, "Disclosure Form to Report Lobbying," in accordance with its instructions;
3. The undersigned shall require that the language of this certification be included in the award documents for all subawards at all tiers (including subcontracts, subgrants and contracts under grants, loans and cooperative agreements) and that all subrecipients shall certify and disclose accordingly.
4. This certification is a material representation of fact upon which reliance was placed when this transaction was made or entered into. Submission of this certification is a prerequisite for making or entering into this transaction imposed by section 1352, title 31, U.S. Code. Any person who fails to file the required certification shall be subject to a civil penalty of not less than \$10,000 and not more than \$100,000 for each such failure.

Company Name: _____

Project Name: National School Lunch Program

Name/Title of Authorized Representative: _____

Signature: _____

Date: _____

Assurance of Civil Rights Compliance Certification

The vendor hereby agrees that it will comply with:

- Title VI of the Civil Rights Act of 1964 (42 U.S.C. 2000d et seq.);
- Title IX of the Education Amendments of 1972 (20 U.S.C. 1681 et seq.);
- Section 504 of the Rehabilitation Act of 1973 (29 U.S.C. 794);
- Age Discrimination Act of 1975 (42 U.S.C. 6101 et seq.);
- Title II and Title III of the Americans with Disabilities Act (ADA) of 1990 as amended by the ADA Amendment Act of 2008 (42 U.S.C. 12131-12189);
- Executive Order 13166, "Improving Access to Services for Persons with Limited English Proficiency." (August 11, 2000);
- All provisions required by the implementing regulations of the Department of Agriculture (USDA) (7 CFR Part 15 et seq.);
- Department of Justice Enforcement Guidelines (28 CFR Parts 35, 42 and 50.3);
- Food and Nutrition Service (FNS) directives and guidelines to the effect that, no person shall, on the grounds of race, color, national origin, sex (including gender identity and sexual orientation), age, or disability, be excluded from participation in, be denied the benefits of, or otherwise be subject to discrimination under any program or activity for which the Program applicant receives Federal financial assistance from USDA; and hereby gives assurance that it will immediately take measures necessary to effectuate this Agreement.
- The USDA non-discrimination statement that in accordance with Federal civil rights law and U.S. Department of Agriculture (USDA) civil rights regulations and policies, the USDA, its Agencies, offices, and employees, and Institutions participating in or administering USDA programs are prohibited from discriminating based on race, color, national origin, religion, sex, gender identity (including gender expression), sexual orientation, disability, age, marital status, family/parental status, income derived from a public assistance program, political beliefs, or reprisal or retaliation for prior civil rights activity, in any program or activity conducted or funded by USDA (not all bases apply to all programs).

This assurance is given in consideration of and for the purpose of obtaining any and all Federal financial assistance, grants, and loans of Federal funds, reimbursable expenditures, grant, or donation of Federal property and interest in property, the detail of Federal personnel, the sale and lease of, and the permission to use Federal property or interest in such property or the furnishing of services without consideration or at a nominal consideration, or at a consideration that is reduced for the purpose of assisting the recipient, or in recognition of the public interest to be served by such sale, lease, or furnishing of services to the recipient, or any improvements made with Federal financial assistance extended to the Program applicant by USDA. This includes any Federal agreement, arrangement, or other contract that has as one of its purposes the provision of cash assistance for the purchase of food, and cash assistance for purchase or rental of food service equipment or any other financial assistance extended in reliance on the representations and agreements made in this assurance.

By accepting this assurance, the vendor agrees to compile data, maintain records, and submit records and reports as required, to permit effective enforcement of nondiscrimination laws and permit authorized USDA personnel during hours of program operation to review and copy such records, books, and accounts, access such facilities and interview such personnel as needed to ascertain compliance with the nondiscrimination laws. If there are any violations of this assurance, the Department of Agriculture, FNS, shall have the right to seek judicial enforcement of this assurance. This assurance is binding on the vendor, its successors, transferees and assignees as long as it receives assistance or retains possession of any assistance from USDA. The person or persons whose signatures appear below are authorized to sign this assurance on behalf of the vendor.

In accordance with federal civil rights law and U.S. Department of Agriculture (USDA) civil rights regulations and policies, this institution is prohibited from discriminating on the basis of race, color, national origin, sex (including gender identity and sexual orientation), disability, age, or reprisal or retaliation for prior civil rights activity.

Program information may be made available in languages other than English. Persons with disabilities who require alternative means of communication to obtain program information (e.g., Braille, large print, audiotape, American Sign Language), should contact the responsible state or local agency that administers the program or USDA’s TARGET Center at (202) 720-2600 (voice and TTY) or contact USDA through the Federal Relay Service at (800) 877-8339.

To file a program discrimination complaint, a Complainant should complete a Form AD-3027, USDA Program Discrimination Complaint Form which can be obtained online at: <https://www.usda.gov/sites/default/files/documents/ad-3027.pdf>, from any USDA office, by calling (866) 632-9992, or by writing a letter addressed to USDA. The letter must contain the complainant’s name, address, telephone number, and a written description of the alleged discriminatory action in sufficient detail to inform the Assistant Secretary for Civil Rights (ASCR) about the nature and date of an alleged civil rights violation. The completed AD-3027 form or letter must be submitted to USDA by:

1. **mail:**
U.S. Department of Agriculture
Office of the Assistant Secretary for Civil Rights
1400 Independence Avenue, SW
Washington, D.C. 20250-9410; or
2. **fax:**
(833) 256-1665 or (202) 690-7442; or
3. **email:**
Program.Intake@usda.gov

This institution is an equal opportunity provider.

Vendor Name: _____

Award Number or Project Name: School Nutrition Program (NSLP, SBP)

Name and Title of Authorized Representative: _____

Signature: _____

Date: _____

School Nutrition Programs

Renewal of Contract for Vended Meals

School Year 2024–25

Upon mutual agreement of the School Nutrition Program (SNP) school food authority (SFA) and the Vendor, a SNP Contract for Vended Meals may be renewed for subsequent one-year terms after the original contract. Program regulations (7 CFR 210.16) allow a contract to be renewed up to four times (total of five years). State law for public schools (Minnesota Statutes 2023, section 123B.52) allows an SNP Contract for Vended Meals to follow the federal rule for up to four renewals if federal program requirements are met.

This template must be used for contract renewal, without change to any provisions except for inserting required information. No material changes may be made to the original contract.

1. Definitions

“SFA” refers to the school food authority that is contracting for the meals and will claim the meals for SNP reimbursements.

SFA: _____

SFA’s Cyber-Linked Interactive Child Nutrition System (CLiCS) Identification Number: _____

“Vendor” refers to the company, school or other organization providing meals to the SFA.

Vendor: _____

“Original contract” refers to the first year of the contract, which started on _____

2. Renewal of Contract

SFA and Vendor mutually agree to renew the original contract for the term indicated below, not to exceed one year, without change except for adjustments specified in this renewal document. The contract may be renewed a maximum of four times (a total of five years including the original contract).

This is the _____ year of the contract, counting the original contract and all renewals.

Start Date for Renewed Contract: _____ End Date for Renewed Contract: _____.

3. Adjustments to Contract

SFA and Vendor agree to the terms of the original Contract for Vended Meals, as adjusted here, for the term of the renewed contract.

a. Financial Terms

SFA will pay the fixed meal prices specified in the original contract, as adjusted here. Vendor will not charge any fees, or request reimbursement of costs, in addition to the adjusted fixed meal prices. For each meal

service, the table below shows the 2023–24 meal price, the mutually agreed percentage increase, and the 2024–25 meal price (rounded to the nearest whole cent). **The percentage increase may not exceed 4.2%** (the increase in the cost of Food Away from Home from the Consumer Price Index for All Urban Consumers (CPI-U), Midwest Region, for the 12 months ending December 2023.) **The meal price is for one full reimbursable meal and cannot separate out any one component of the reimbursable meal (i.e. the price of milk *must* be included in total fixed meal price).**

SFA and Vendor mutually agree to the 2024–25 meal prices shown below:

Meal Type	2023–24 Price	Percentage Increase	2024–25 Price
	\$	%	\$
	\$	%	\$
	\$	%	\$

b. Non-Financial Terms

Minor adjustments to non-financial terms of the original contract may be made. Major changes to contractual responsibilities may not be made without rebidding.

Describe any adjustments to non-financial terms here: _____

4. U.S. Department of Agriculture (USDA) Foods

If Vendor will use USDA Foods in the preparation of meals at its commercial facility, Vendor is a processor of USDA Foods as defined in federal regulations (7 CFR 250.3). Vendor acknowledges that it will be required to enter into an In-State Processing Agreement with the Minnesota Department of Education or, if Vendor operates in multiple states, a National Processing Agreement with USDA, and to comply with the terms of the processing agreement.

Vendor will credit SFA for the cash value of USDA Foods received for use. Costs to Vendor of receiving and using USDA Foods are included in the fixed meal charges. Vendor will not charge any fees or request reimbursement of any costs related to USDA Foods.

SFA confirms that it has fully received credits for USDA Foods for school year 2023–24 or at a minimum for school year 2022–23 before renewing the contract for 2024–25, as documented on the Reconciliation of Credits for USDA Foods form or other documentation.

5. Termination

SFA or Vendor may terminate this contract for cause as allowed in the original contract. The contract may be terminated for convenience (no cause) if the parties mutually agree to terminate for convenience.

6. Vendor Certification Statements

Total estimated contract payments during the renewal year are: \$ _____

Check one:

The contract amount is expected to be less than \$100,000. A Certification Regarding Debarment, Suspension, Ineligibility and Voluntary Exclusion – Lower-Tier Covered Transactions (signed by Vendor) is attached to this contract.

The contract amount is expected to be \$100,000 or more. In addition to the certification listed above, a Certification Regarding Lobbying (signed by Vendor) and, if applicable, a Disclosure of Lobbying Activities (signed by Vendor) are attached to this contract.

Signatures

School Food Authority (SFA) Name: _____

Name of SFA's Authorized Representative: _____

Title: _____

Signature of Authorized Representative: _____

Date: _____

SFA Contact: _____

Title: _____

Phone: _____

Email: _____

Vendor Name: _____

Name of Vendor's Authorized Representative: _____

Title: _____

Signature of Authorized Representative: _____

Date: _____

Vendor Contact: _____

Title: _____

Phone: _____

Email: _____

Independent Price Determination Certificate

Both the SFA and the Food Service Management Company (FSMC) shall execute this Independent Price Determination Certificate.

Name of FSMC

Name of SFA

By submission of this offer, the FSMC certifies and—in the case of a joint offer—each party thereto certifies as to its own organization, that in connection with this procurement:

1. The prices in this offer have been arrived at independently, without consultation, communication or agreement for the purpose of restricting competition, as to any matter relating to such prices with any other FSMC or with any competitor.
2. Unless otherwise required by law, the prices which have been quoted in this offer have not been knowingly disclosed to the FSMC and will not knowingly be disclosed by the FSMC prior to opening in the case of an advertised procurement or prior to award in the case of a negotiated procurement, directly or indirectly to any other FSMC for the purpose of restricting competition.
3. No attempt has been made or will be made by the FSMC to induce any person or firm to submit or not submit an offer for the purpose of restricting competition.

Each person signing this offer on behalf of the FSMC certifies that:

1. He or she is the person in FSMC's organization responsible within the organization for the decision as to the prices being offered herein and has not participated, and will not participate, in any action contrary to one through three above; or
2. He or she is not the person in FSMC's organization responsible within the organization for the decision as to the prices being offered herein, but that he or she has been authorized in writing to act as agent for the persons responsible for such decision in certifying that such persons have not participated and will not participate in any action contrary to one through three above, and as their agent does hereby certify; and he or she has not participated, and will not participate, in any action contrary to one through three above.

To the best of my knowledge, this FSMC, its affiliates, subsidiaries, officers, directors and employees are not currently under investigation by any government agency and have not in the last three years been convicted of or found liable for any act prohibited by state or federal law in any jurisdiction, involving conspiracy or collusion with respect to bidding on any public contract, except as follows:

Signature of FSMC's Authorized Representative

Title

Date

In accepting this offer, the SFA certifies that no representative of the SFA has taken any action that may have jeopardized the independence of the offer referred above.

Signature of SFA Authorized Representative

Title

Date

Instructions for Certification Regarding Debarment Form

1. By signing and submitting this form, the prospective lower-tier participant is providing the certification set out on the certification form in accordance with these instructions.
2. The certification in this clause is a material representation of fact upon which reliance was placed when this transaction was entered into. If it is later determined that the prospective lower-tier participant knowingly rendered an erroneous certification, in addition to other remedies available to the federal government, the department or agency with which this transaction originated may pursue available remedies, including suspension and/or debarment.
3. The prospective lower-tier participant shall provide immediate written notice to the person to which this proposal is submitted if at any time the prospective lower-tier participant learns that its certification was erroneous when submitted or has become erroneous by reason of changed circumstances.
4. The terms "covered transaction," "debarred," "suspended," "ineligible," "lower-tier covered transaction," "participant," "person," "primary-covered transaction," "principal," "proposal" and "voluntarily excluded," as used in this clause, have the meanings set out in the Definitions and Coverage sections of rules implementing Executive Order 12549. You may contact the person to which this proposal is submitted for assistance in obtaining a copy of those regulations.
5. The prospective lower-tier participant agrees by submitting this form that, should the proposed covered transaction be entered into, it shall not knowingly enter into any lower-tier covered transaction with a person who is debarred, suspended, declared ineligible or voluntarily excluded from participation in this covered transaction, unless authorized by the department or agency with which this transaction originated.
6. The prospective lower-tier participant further agrees by submitting this form that it will include this clause titled "Certification Regarding Debarment, Suspension, Ineligibility and Voluntary Exclusion — Lower-tier Covered Transactions," without modification, in all lower-tier covered transactions and in all solicitations for lower-tier covered transactions.
7. A participant in a covered transaction may rely upon a certification of a prospective participant in a lower-tier covered transaction that it is not debarred, suspended, ineligible or voluntarily excluded from the covered transaction, unless it knows that the certification is erroneous. A participant may decide the method and frequency by which it determines the eligibility of its principals. Each participant may, but is not required to, check the Excluded Parties List data on the federal System for Award Management website (EPLS).
8. Nothing contained in the foregoing shall be construed to require establishment of a system of records in order to render in good faith the certification required by this clause. The knowledge and information of a participant is not required to exceed that which is normally possessed by a prudent person in the ordinary course of business dealings.
9. Except for transactions authorized under paragraph five of these instructions, if a participant in a covered transaction knowingly enters into a lower-tier covered transaction with a person who is suspended, debarred, ineligible or voluntarily excluded from participation in this transaction, in addition to other remedies available to the federal government, the department or agency with which this transaction originated may pursue available remedies as appropriate, including suspension and/or debarment.

Certification Regarding Debarment, Suspension, Ineligibility and Voluntary Exclusion

Lower-Tier Covered Transactions

This certification is required by the regulations implementing Executive Order 12549, Executive Order 12689, and 31 U.S.C. 6101; Debarment and Suspension, 2 CFR Part 417, Subpart C, Responsibilities of Participants Regarding Transactions Doing Business with Other Persons.

Read instructions on previous page before completing certification.

1. The prospective lower-tier participant certifies, by submission of this proposal, that neither it nor its principals is presently debarred, suspended, proposed for debarment, declared ineligible or voluntarily excluded from participation in this transaction by any federal department or agency.
2. Where the prospective lower-tier participant is unable to certify to any of the statements in this certification, such prospective participant shall attach an explanation to this proposal.

Vendor Name: _____

Award Number or Project Name: National School Lunch Program

Name of Authorized Vendor Representative: _____

Title: _____

Signature: _____

Date: _____

Certification Regarding Lobbying

The undersigned certifies, to the best of his or her knowledge and belief, that:

1. No federally appropriated funds have been paid or will be paid, by or on behalf of the undersigned, to any person for influencing or attempting to influence an officer or employee of any agency, a Member of Congress, an officer or employee of Congress or an employee of a Member of Congress in connection with the awarding of a federal contract, the making of any federal grant, the making of a federal loan, the entering into a cooperative agreement and the extension, continuation, renewal, amendment or modification of a federal contract, grant, loan or cooperative agreement;
2. If any funds other than federal appropriated funds have been paid or will be paid to any person for influencing or attempting to influence an officer or employee of any agency, a Member of Congress, an officer or employee of Congress, or an employee of a Member of Congress in connection with this federal contract, grant, loan or cooperative agreement, the undersigned shall complete and submit Standard Form-LLL, Disclosure Form to Report Lobbying, in accordance with its instructions;
3. The undersigned shall require that the language of this certification be included in the award documents for all subawards at all tiers (including subcontracts, subgrants and contracts under grants, loans and cooperative agreements) and that all subrecipients shall certify and disclose accordingly.

This certification is a material representation of fact upon which reliance was placed when this transaction was made or entered into. Submission of this certification is a prerequisite for making or entering into this transaction imposed by section 1352, title 31, U.S. Code. Any person who fails to file the required certification shall be subject to a civil penalty of not less than \$10,000 and not more than \$100,000 for each such failure.

Vendor Name: _____

Award Number or Project Name: National School Lunch Program

Name of Authorized Vendor Representative: _____

Title: _____

Signature: _____

Date: _____

Assurance of Civil Rights Compliance Certification

The vendor hereby agrees that it will comply with:

- Title VI of the Civil Rights Act of 1964 (42 U.S.C. 2000d et seq.);
- Title IX of the Education Amendments of 1972 (20 U.S.C. 1681 et seq.);
- Section 504 of the Rehabilitation Act of 1973 (29 U.S.C. 794);
- Age Discrimination Act of 1975 (42 U.S.C. 6101 et seq.);
- Title II and Title III of the Americans with Disabilities Act (ADA) of 1990 as amended by the ADA Amendment Act of 2008 (42 U.S.C. 12131-12189);
- Executive Order 13166, "Improving Access to Services for Persons with Limited English Proficiency." (August 11, 2000);
- All provisions required by the implementing regulations of USDA (7 CFR Part 15 et seq.);
- Department of Justice Enforcement Guidelines (28 CFR Parts 35, 42 and 50.3);
- Food and Nutrition Service (FNS) directives and guidelines to the effect that, no person shall, on the grounds of race, color, national origin, sex (including gender identity and sexual orientation), age or disability, be excluded from participation in, be denied the benefits of, or otherwise be subject to discrimination under any program or activity for which the Program applicant receives Federal financial assistance from USDA; and hereby gives assurance that it will immediately take measures necessary to effectuate this Agreement.
- The USDA non-discrimination statement that in accordance with Federal civil rights law and USDA civil rights regulations and policies, the USDA, its Agencies, offices, and employees and Institutions participating in or administering USDA programs are prohibited from discriminating based on race, color, national origin, religion, sex, gender identity (including gender expression), sexual orientation, disability, age, marital status, family/parental status, income derived from a public assistance program, political beliefs or reprisal or retaliation for prior civil rights activity, in any program or activity conducted or funded by USDA (not all bases apply to all programs).

This assurance is given in consideration of and for the purpose of obtaining any and all Federal financial assistance, grants and loans of Federal funds, reimbursable expenditures, grant or donation of Federal property and interest in property, the detail of Federal personnel, the sale and lease of and the permission to use Federal property or interest in such property or the furnishing of services without consideration or at a nominal consideration, or at a consideration that is reduced for the purpose of assisting the recipient, or in recognition of the public interest to be served by such sale, lease or furnishing of services to the recipient, or any improvements made with Federal financial assistance extended to the Program applicant by USDA. This includes any Federal agreement, arrangement or other contract that has as one of its purposes the provision of cash assistance for the purchase of food and cash assistance for purchase or rental of food service equipment or any other financial assistance extended in reliance on the representations and agreements made in this assurance.

By accepting this assurance, the vendor agrees to compile data, maintain records and submit records and reports as required, to permit effective enforcement of nondiscrimination laws and permit authorized USDA personnel during hours of program operation to review and copy such records, books, accounts and access such facilities and interview such personnel as needed to ascertain compliance with the nondiscrimination laws. If there are any violations of this assurance, the Department of Agriculture, FNS, shall have the right to seek judicial enforcement of this assurance. This assurance is binding on the vendor, its successors, transferees and assignees as long as it receives assistance or retains possession of any assistance from USDA. The person or persons whose signatures appear below are authorized to sign this assurance on behalf of the vendor.

In accordance with federal civil rights law and USDA civil rights regulations and policies, this institution is prohibited from discriminating on the basis of race, color, national origin, sex (including gender identity and sexual orientation), disability, age or reprisal or retaliation for prior civil rights activity.

Program information may be made available in languages other than English. Persons with disabilities who require alternative means of communication to obtain program information (e.g., Braille, large print, audiotape, American Sign Language), should contact the responsible state or local agency that administers the program or USDA's TARGET Center at (202) 720-2600 (voice and TTY) or contact USDA through the Federal Relay Service at (800) 877-8339.

To file a program discrimination complaint, a Complainant should complete a Form AD-3027, USDA Program Discrimination Complaint Form, which can be obtained online at: <https://www.usda.gov/sites/default/files/documents/ad-3027.pdf>, from any USDA office, by calling (866) 632-9992, or by writing a letter addressed to USDA. The letter must contain the complainant's name, address, telephone number and a written description of the alleged discriminatory action in sufficient detail to inform the Assistant Secretary for Civil Rights (ASCR) about the nature and date of an alleged civil rights violation. The completed AD-3027 form or letter must be submitted to USDA by:

1. **mail:**
U.S. Department of Agriculture
Office of the Assistant Secretary for Civil Rights
1400 Independence Avenue, SW
Washington, D.C. 20250-9410; or
2. **fax:**
(833) 256-1665 or (202) 690-7442; or
3. **email:**
Program.Intake@usda.gov

This institution is an equal opportunity provider.

Vendor Name: _____

Award Number or Project Name: School Nutrition Program (NSLP, SBP)

Name and Title of Authorized Representative: _____

Signature: _____

Date: _____



School Nutrition Program Joint Agreement Contract

A joint agreement is required when a School Food Authority (SFA) will administer School Nutrition Programs (SNP), and any other child nutrition programs listed on page 2 of this agreement, for another school (referred to as "Site" in the joint agreement) that is legally separate from the SFA and is eligible to participate in SNP.

- This template must be used for the joint agreement.
- Meals served at the school qualify to be claimed for program reimbursement if (1) a joint agreement is in effect and (2) the school is an approved site on the SFA's application to the Minnesota Department of Education (MDE) to participate in the applicable child nutrition program(s).
- While this joint agreement is in effect, the school may not participate in or claim reimbursements for the program(s) independently from the SFA.

The SFA is responsible under its program agreement with MDE for ensuring that program requirements are met at the school including accurate meal counts taken at the point of service. The SFA is responsible for fiscal and other corrective actions taken concerning program operations at the school.

Instructions for completing Section I: Information in Section I must be complete in order to meet program requirements. Section I provisions may not be changed except for information required to be inserted.

Instructions for completing Section II: Information in Section II may be provided as needed to specify operational requirements. The SFA and school may change, add to, or delete Section II provisions as long as Section II does not conflict with Section I.

Section I

The SFA and Site must provide all requested information in Section I.

Identification of Parties, Term and Renewals, Cancellation

A. Faribault Public Schools ISD 656 Cyber-Linked
Interactive Child Nutrition System (CLICS) ID 100003993 agrees to provide food
 service meeting SNP requirements, and meeting the requirements for any other child nutrition
 programs indicated on page 2 of this agreement to
Surad Academy
CLICS Site ID Number 9000020965 for the period of 7/1/24
 through 6/30/25 in accordance with this agreement and regulations for the applicable
 program(s). Site agrees to meet program requirements that are applicable to site operations so that SFA
 can meet the costs of providing meals by claiming SNP meal reimbursements.

- B. This agreement may be renewed for additional years, if mutually agreed to by SFA and Site, for up to four (4) program years following the initial agreement period indicated above. SFA must annually provide MDE with a copy of the renewal document for the agreement to document that Site continues to be eligible to be a site on SFA's program application.
- C. Either party may cancel this agreement by notifying the other party with:
- Thirty (30) days written notice
 - Other – specify: _____

Meal Requirements

- D. SFA will provide the following types of SNP meals and/or milk that conform to the meal pattern or milk requirements for the following U.S. Department of Agriculture (USDA) programs:
- School Breakfast (7 CFR 220)
 - School Lunch (7 CFR 210)
 - Afterschool Care Snack (7 CFR 210)
 - Milk Programs (Special Milk Program* and/or Minnesota Kindergarten Milk Program)
- * School Milk Program (SMP) reimbursement may be claimed only for milk served to groups of children who do not have access to program meals.
- E. Meals will be provided:
- As unitized (individual) meals
 - In bulk quantities, accompanied by written instructions provided by SFA listing the planned portion size to be served of each food component needed to meet meal pattern requirements.

Describe any additional requirements for meals/milk:
Training for staff must be adhered to.

- F. If applicable, indicate additional USDA child nutrition programs for which meals will be provided and specify which meal/snack services will be provided for each program:
- Child and Adult Care Food Program (7 CFR 226)
 - Summer Food Service Program (7 CFR 225)
- G. SFA will be liable for meals which do not meet meal pattern requirements or are spoiled or unwholesome at time of delivery.

Substitutions and Modifications for Medical or Special Dietary Needs

H. SFA will substitute food or beverage items or modify food items for qualifying students as required by federal and state law and SFA policies. Neither SFA nor Site may charge any additional amounts to students for substitutions or modifications.

1. Substitutions or Modifications for Students with Disability – Federal Requirement

SFA will provide substitutions to, or modifications of, meals as required by federal law for students who are documented by a physician to be unable to consume the regular program meals due to a disability. A physician's statement must identify the student's disability, the major life activities affected by the disability, the food or foods to be omitted from the student's diet, and the food or choice of foods that must be substituted. The statement must be signed and dated by the physician and maintained on file.

2. Lactose-Reduced Milk for Students with Lactose Intolerance – State Requirement

SFA will make available at least one of the following types of lactose-reduced milk specified in Minnesota Statutes section 124D.114 upon the written request of the parent of a lactose-intolerant student: lactose-reduced milk; milk fortified with lactase in liquid, tablet, granular, or other form; or milk to which lactobacillus acidophilus has been added. A portion of a lactose-reduced milk product may be poured or served from a large container. The parent's request must be maintained on file.

3. Meal Substitutions for Students without Disability (Optional)

If this box is checked, SFA has established a policy as allowed by SNP regulations to offer meal substitutions for students who do not have a disability but who are unable to eat the regular meals due to medical or special dietary needs. SFA will provide substitutions for students who do not have a disability upon the written request of a recognized medical authority (physician, physician's assistant, certified nurse practitioner, registered dietitian, licensed nutritionist, or chiropractor). The request must specify the food or foods to be omitted from the student's diet, the food or choice of foods that must be substituted, be signed and dated by the recognized medical authority, and be maintained on file.

4. Non-Dairy Fluid Milk Substitutes (Optional)

If this box is checked, SFA has established a policy as allowed by SNP regulations to offer one or more non-dairy fluid milk substitutes that are nutritionally equivalent to cow's milk to students with a medical or other special dietary need. SFA will provide non-dairy fluid milk substitute(s) in accordance with SFA's policy. A request for a non-dairy fluid milk substitute must be in writing, identify the medical or other special dietary need that restricts the student's diet, be signed and dated by the parent/legal guardian or a medical authority (physician, physician's assistant, certified nurse practitioner, registered dietitian, licensed nutritionist, or chiropractor), and be maintained on file. Product information must be maintained on file to document that the non-dairy product(s) offered to students meet SNP standards for non-dairy fluid milk substitutes.

Meal Counts

- I. SFA / Site will take daily counts at the point of service of the number of reimbursable meals served by category (free, reduced-price and paid) to eligible children, and the number of meals served to adults. If Site takes meal counts, Site will accurately report meal counts to SFA. SFA is responsible for submitting claims for reimbursement to MDE and maintaining documentation to support the claim.

Describe any additional requirements for meal counts:

Site staff involved must participate in annual trainings provided by SFA and adhere to guidelines as prescribed.

Collection of Meal Payments

- J. SFA / Site is responsible for the collection of money and/or the sale of meal pre-payments to students and adults.
- K. Meal payments will be deposited into SFA's nonprofit food service fund. All payments received under this agreement and all expenditures made by SFA in connection with this agreement will be paid from this fund.

Describe any additional requirements for collection of meal payments:

All collections made at the site shall be tracked and remitted DAILY to SFA Nutrition Services department at High School for proper receipt and entering into CAMPUS. At the end of the school year, the SFA will invoice the Site for the total amount of negative meal account balances.

Free and Reduced-Price Meals

- L. SFA and Site will coordinate procedures as necessary to provide free and reduced-price meals to eligible children and ensure that children are not discriminated against because of their inability to pay the full price of the meal. Responsibility for free/reduced-price meal application procedures:
- Distribution of free/reduced-price meal applications SFA Site
 - Approval and verification of free/reduced-price meal applications SFA Site
 - Providing administrative review appeal of termination or reduction of benefits SFA Site

Describe any additional requirements for free and reduced-price meals procedures:

Distribution of FRP forms and work to collect these forms in a timely manner will be a collaborative venture between Site and SFA.

Health and Sanitation

- M. SFA and Site agree that federal, state and local health and sanitation requirements will be met at all times. All food will be properly stored, prepared, packaged and transported at appropriate temperatures and free of contamination.

Describe any additional requirements for health and sanitation:

None.

Record Keeping

- N. SFA agrees to maintain all records applicable to this agreement for a period of three years after the end of the federal fiscal year to which they pertain, including records of meal counts, menus, food purchases, quantities prepared and delivered, and the use of USDA-donated commodities.
- O. SFA and Site agree to make books and records pertaining to SNP operations at Site available to representatives of MDE, the USDA, and the U.S. General Accounting Office at any reasonable time and place.

Describe any additional requirements for record keeping:

SFA and Site agree that all staff assisting and supervising food service will complete and comply with all training requirements as provided by the SFA and MDE/USDA.

Monitoring

- P. Prior to February 1 of the school year that this agreement is in effect, SFA will perform an on-site review of the lunch counting and claiming system at Site. If the review discloses problems with meal counting or claiming procedures, SFA will ensure that Site implements corrective action and SFA will conduct a follow-up on-site review in accordance with 7 CFR 210.8(a)(1).

Section II

Section II provisions may not conflict with Section I provisions.

Ordering and Delivery

- Q. Describe how Site will notify SFA in advance for number of meals needed (include minimum timeline for notification; whether notified by phone or other method; minimum timeline for increase or decrease to order): Site will call SFA

- R. By 9:00 am each day food is prepared, meals will be:

Delivered by SFA to Site.

Ready for pickup at SFA's site.

Other – describe: _____

Site will provide a calendar of the days that meals are required.

Describe any additional procedures for ordering and delivery:

None.

Labor

- S. SFA or Site is responsible for providing labor, as indicated:

SFA	Site	Labor
<input type="checkbox"/>	<input checked="" type="checkbox"/>	Employee(s) for meal service—number of employees:
<input type="checkbox"/>	<input checked="" type="checkbox"/>	Additional servers if necessary to accommodate meal schedules
<input type="checkbox"/>	<input checked="" type="checkbox"/>	Cashier .
<input type="checkbox"/>	<input checked="" type="checkbox"/>	Supervision
<input type="checkbox"/>	<input checked="" type="checkbox"/>	Clean-up of kitchen
<input type="checkbox"/>	<input type="checkbox"/>	Other—describe:

The party providing each type of labor is responsible for the expense of the labor, unless otherwise indicated.

Equipment and Supplies

T. Responsibility for equipment and supplies:

SFA	Site	Equipment and Supplies
<input checked="" type="checkbox"/>	<input type="checkbox"/>	Trays
<input checked="" type="checkbox"/>	<input type="checkbox"/>	Serving spoons and tongs
<input checked="" type="checkbox"/>	<input type="checkbox"/>	Eating utensils
<input checked="" type="checkbox"/>	<input type="checkbox"/>	Condiments
<input checked="" type="checkbox"/>	<input type="checkbox"/>	Disposable supplies
<input checked="" type="checkbox"/>	<input type="checkbox"/>	Safe transportation containers*
<input checked="" type="checkbox"/>	<input type="checkbox"/>	Equipment**

*Specify SFA and/or Site responsibilities for cleaning and transportation of containers:

SFA will provide for, and the cleaning of all transportation related items of food service.
 Site will be responsible for all cleaning of Site facilities and equipment as provided by SFA.

**Specify equipment – oven, refrigerator, cooler, serving counter, etc. – and describe responsibilities for equipment:

Necessary equipment will be provided to the Site by the SFA as needed.

Student and Adult Meal Prices

U. The following meal prices will be in effect during the term of this agreement:

Meal	Children Elementary/Secondary	Adult
Breakfast (paid)	\$0.85 / \$1.80	\$2.00
Lunch (paid)	\$2.85 / \$2.85	\$4.95
Lunch (reduced-price)	\$0 / \$0	N/A
Milk	\$0.60 / \$0.60	\$0.60
Other (describe)	N/A / N/A	N/A

Meal charges may be updated as needed during the agreement.

V. Additional provisions at option of SFA and Site: SFA will invoice Site for the total amount of negative meal account balances of students at the end of each school year.

SFA and Site have caused this agreement to be executed by their duly authorized representatives:

SFA: Faribault Public Schools ISD 656

Scott Gerdes

Director of Finance and Operations

Authorized Representative

Title of Authorized Representative

Telephone: (507) 333-6059

Signature: 

Date: 7/1/24

Site: Surad Academy

NURA M. GUREH

Director

Authorized Representative

Title of Authorized Representative

Telephone: (507) 805-2335

Signature: Nura M. Gureh

Date: 05/28/24



School Nutrition Program Joint Agreement Contract

A joint agreement is required when a School Food Authority (SFA) will administer School Nutrition Programs (SNP), and any other child nutrition programs listed on page 2 of this agreement, for another school (referred to as "Site" in the joint agreement) that is legally separate from the SFA and is eligible to participate in SNP.

- This template must be used for the joint agreement.
- Meals served at the school qualify to be claimed for program reimbursement if (1) a joint agreement is in effect and (2) the school is an approved site on the SFA's application to the Minnesota Department of Education (MDE) to participate in the applicable child nutrition program(s).
- While this joint agreement is in effect, the school may not participate in or claim reimbursements for the program(s) independently from the SFA.

The SFA is responsible under its program agreement with MDE for ensuring that program requirements are met at the school including accurate meal counts taken at the point of service. The SFA is responsible for fiscal and other corrective actions taken concerning program operations at the school.

Instructions for completing Section I: Information in Section I must be complete in order to meet program requirements. Section I provisions may not be changed except for information required to be inserted.

Instructions for completing Section II: Information in Section II may be provided as needed to specify operational requirements. The SFA and school may change, add to, or delete Section II provisions as long as Section II does not conflict with Section I.

Section I

The SFA and Site must provide all requested information in Section I.

Identification of Parties, Term and Renewals, Cancellation

- A. Faribault Public Schools ISD 656 Cyber-Linked Interactive Child Nutrition System (CLICS) ID 1000003993 agrees to provide food service meeting SNP requirements, and meeting the requirements for any other child nutrition programs indicated on page 2 of this agreement to Alexander Learning Academy - Cannon Valley Special Education Cooperative CLICS Site ID Number 1000006287 for the period of 7/1/24 through 6/30/25 in accordance with this agreement and regulations for the applicable program(s). Site agrees to meet program requirements that are applicable to site operations so that SFA can meet the costs of providing meals by claiming SNP meal reimbursements.

- B. This agreement may be renewed for additional years, if mutually agreed to by SFA and Site, for up to four (4) program years following the initial agreement period indicated above. SFA must annually provide MDE with a copy of the renewal document for the agreement to document that Site continues to be eligible to be a site on SFA's program application.
- C. Either party may cancel this agreement by notifying the other party with:
- Thirty (30) days written notice
 - Other – specify: _____

Meal Requirements

- D. SFA will provide the following types of SNP meals and/or milk that conform to the meal pattern or milk requirements for the following U.S. Department of Agriculture (USDA) programs:
- School Breakfast (7 CFR 220)
 - School Lunch (7 CFR 210)
 - Afterschool Care Snack (7 CFR 210)
 - Milk Programs (Special Milk Program* and/or Minnesota Kindergarten Milk Program)

* School Milk Program (SMP) reimbursement may be claimed only for milk served to groups of children who do not have access to program meals.

- E. Meals will be provided:
- As unitized (individual) meals
 - In bulk quantities, accompanied by written instructions provided by SFA listing the planned portion size to be served of each food component needed to meet meal pattern requirements.

Describe any additional requirements for meals/milk:
Training for staff must be adhered to.

- F. If applicable, indicate additional USDA child nutrition programs for which meals will be provided and specify which meal/snack services will be provided for each program:
- Child and Adult Care Food Program (7 CFR 226)
 - Summer Food Service Program (7 CFR 225)
- G. SFA will be liable for meals which do not meet meal pattern requirements or are spoiled or unwholesome at time of delivery.

Substitutions and Modifications for Medical or Special Dietary Needs

- H. SFA will substitute food or beverage items or modify food items for qualifying students as required by federal and state law and SFA policies. Neither SFA nor Site may charge any additional amounts to students for substitutions or modifications.
- 1. Substitutions or Modifications for Students with Disability – Federal Requirement**

SFA will provide substitutions to, or modifications of, meals as required by federal law for students who are documented by a physician to be unable to consume the regular program meals due to a disability. A physician's statement must identify the student's disability, the major life activities affected by the disability, the food or foods to be omitted from the student's diet, and the food or choice of foods that must be substituted. The statement must be signed and dated by the physician and maintained on file.
 - 2. Lactose-Reduced Milk for Students with Lactose Intolerance – State Requirement**

SFA will make available at least one of the following types of lactose-reduced milk specified in Minnesota Statutes section 124D.114 upon the written request of the parent of a lactose-intolerant student: lactose-reduced milk; milk fortified with lactase in liquid, tablet, granular, or other form; or milk to which lactobacillus acidophilus has been added. A portion of a lactose-reduced milk product may be poured or served from a large container. The parent's request must be maintained on file.
 - 3. Meal Substitutions for Students without Disability (Optional)**

If this box is checked, SFA has established a policy as allowed by SNP regulations to offer meal substitutions for students who do not have a disability but who are unable to eat the regular meals due to medical or special dietary needs. SFA will provide substitutions for students who do not have a disability upon the written request of a recognized medical authority (physician, physician's assistant, certified nurse practitioner, registered dietitian, licensed nutritionist, or chiropractor). The request must specify the food or foods to be omitted from the student's diet, the food or choice of foods that must be substituted, be signed and dated by the recognized medical authority, and be maintained on file.
 - 4. Non-Dairy Fluid Milk Substitutes (Optional)**

If this box is checked, SFA has established a policy as allowed by SNP regulations to offer one or more non-dairy fluid milk substitutes that are nutritionally equivalent to cow's milk to students with a medical or other special dietary need. SFA will provide non-dairy fluid milk substitute(s) in accordance with SFA's policy. A request for a non-dairy fluid milk substitute must be in writing, identify the medical or other special dietary need that restricts the student's diet, be signed and dated by the parent/legal guardian or a medical authority (physician, physician's assistant, certified nurse practitioner, registered dietitian, licensed nutritionist, or chiropractor), and be maintained on file. Product information must be maintained on file to document that the non-dairy product(s) offered to students meet SNP standards for non-dairy fluid milk substitutes.

Meal Counts

- I. SFA / Site will take daily counts at the point of service of the number of reimbursable meals served by category (free, reduced-price and paid) to eligible children, and the number of meals served to adults. If Site takes meal counts, Site will accurately report meal counts to SFA. SFA is responsible for submitting claims for reimbursement to MDE and maintaining documentation to support the claim.

Describe any additional requirements for meal counts:

Site staff involved must participate in annual trainings provided by SFA and adhere to guidelines as prescribed.

Collection of Meal Payments

- J. SFA / Site is responsible for the collection of money and/or the sale of meal pre-payments to students and adults.
- K. Meal payments will be deposited into SFA's nonprofit food service fund. All payments received under this agreement and all expenditures made by SFA in connection with this agreement will be paid from this fund.

Describe any additional requirements for collection of meal payments:

All collections made at the site shall be tracked and remitted DAILY to SFA Nutrition Services department at High School for proper receipt and entering into CAMPUS. At the end of the school year, the SFA will invoice the Site for the total amount of negative meal account balances.

Free and Reduced-Price Meals

- L. SFA and Site will coordinate procedures as necessary to provide free and reduced-price meals to eligible children and ensure that children are not discriminated against because of their inability to pay the full price of the meal. Responsibility for free/reduced-price meal application procedures:
- Distribution of free/reduced-price meal applications SFA Site
 - Approval and verification of free/reduced-price meal applications SFA Site
 - Providing administrative review appeal of termination or reduction of benefits SFA Site

Describe any additional requirements for free and reduced-price meals procedures:

Distribution of FRP forms and work to collect these forms in a timely manner will be a collaborative venture between Site and SFA.

Health and Sanitation

- M. SFA and Site agree that federal, state and local health and sanitation requirements will be met at all times. All food will be properly stored, prepared, packaged and transported at appropriate temperatures and free of contamination.

Describe any additional requirements for health and sanitation:

None.

Record Keeping

- N. SFA agrees to maintain all records applicable to this agreement for a period of three years after the end of the federal fiscal year to which they pertain, including records of meal counts, menus, food purchases, quantities prepared and delivered, and the use of USDA-donated commodities.
- O. SFA and Site agree to make books and records pertaining to SNP operations at Site available to representatives of MDE, the USDA, and the U.S. General Accounting Office at any reasonable time and place.

Describe any additional requirements for record keeping:

SFA and Site agree that all staff assisting and supervising food service will complete and comply with all training requirements as provided by the SFA and MDE/USDA.

Monitoring

- P. Prior to February 1 of the school year that this agreement is in effect, SFA will perform an on-site review of the lunch counting and claiming system at Site. If the review discloses problems with meal counting or claiming procedures, SFA will ensure that Site implements corrective action and SFA will conduct a follow-up on-site review in accordance with 7 CFR 210.8(a)(1).

Section II

Section II provisions may not conflict with Section I provisions.

Ordering and Delivery

- Q. Describe how Site will notify SFA in advance for number of meals needed (include minimum timeline for notification; whether notified by phone or other method; minimum timeline for increase or decrease to order): Site will call SFA

- R. By 9:00 am each day food is prepared, meals will be:

- Delivered by SFA to Site.
- Ready for pickup at SFA's site.
- Other – describe: _____

Site will provide a calendar of the days that meals are required.

Describe any additional procedures for ordering and delivery:

None.

Labor

- S. SFA or Site is responsible for providing labor, as indicated:

SFA	Site	Labor
<input type="checkbox"/>	<input checked="" type="checkbox"/>	Employee(s) for meal service—number of employees:
<input type="checkbox"/>	<input checked="" type="checkbox"/>	Additional servers if necessary to accommodate meal schedules
<input type="checkbox"/>	<input checked="" type="checkbox"/>	Cashier
<input type="checkbox"/>	<input checked="" type="checkbox"/>	Supervision
<input type="checkbox"/>	<input checked="" type="checkbox"/>	Clean-up of kitchen
<input type="checkbox"/>	<input type="checkbox"/>	Other—describe:

The party providing each type of labor is responsible for the expense of the labor, unless otherwise indicated.

Equipment and Supplies

T. Responsibility for equipment and supplies:

SFA	Site	Equipment and Supplies
<input checked="" type="checkbox"/>	<input type="checkbox"/>	Trays
<input checked="" type="checkbox"/>	<input type="checkbox"/>	Serving spoons and tongs
<input checked="" type="checkbox"/>	<input type="checkbox"/>	Eating utensils
<input checked="" type="checkbox"/>	<input type="checkbox"/>	Condiments
<input checked="" type="checkbox"/>	<input type="checkbox"/>	Disposable supplies
<input checked="" type="checkbox"/>	<input type="checkbox"/>	Safe transportation containers*
<input checked="" type="checkbox"/>	<input type="checkbox"/>	Equipment**

*Specify SFA and/or Site responsibilities for cleaning and transportation of containers:

SFA will provide for, and the cleaning of all transportation related items of food service.
 Site will be responsible for all cleaning of Site facilities and equipment as provided by SFA.

**Specify equipment – oven, refrigerator, cooler, serving counter, etc. – and describe responsibilities for equipment:

Necessary equipment will be provided to the Site by the SFA as needed.

Student and Adult Meal Prices

U. The following meal prices will be in effect during the term of this agreement:

Meal	Children Elementary/Secondary	Adult
Breakfast (paid)	\$0.85 / \$1.80	\$2.00
Lunch (paid)	\$2.65 / \$2.85	\$4.95
Lunch (reduced-price)	\$0 / \$0	N/A
Milk	\$0.60 / \$0.60	\$0.60
Other (describe)	N/A / N/A	N/A

Meal charges may be updated as needed during the agreement.

V. Additional provisions at option of SFA and Site: SFA will invoice Site for the total amount of negative meal account balances of students at the end of each school year.

SFA and Site have caused this agreement to be executed by their duly authorized representatives:

SFA: Faribault Public Schools ISD 656

Scott Gerdes Director of Finance and Operations

Authorized Representative Title of Authorized Representative

Telephone: (507) 333-6059

Signature: _____ Date: 7/1/24

Site: Cannon Valley Special Education Cooperative

Sarah Mc Buire Director

Authorized Representative Title of Authorized Representative

Telephone: (507) 209-2030

Signature: Sh Buire Date: 6/5/2024

May

	McKinley	Jefferson	Lincoln	Roosevelt	Middle School	High School	ALC	FOA - Elem	FOA - MS	FOA - HS	Total Served @ FPS	Plus: Projected Tuition	Projected Total ADM
Early Childhood	88										88		88
VPK	47										47		47
Kindergarten		62	71	67							201		201
1		69	81	65							215		215
2		55	61	73							190		190
3		46	64	41							151		151
4		56	66	62							184		184
5		67	72	43							182		182
6					205						205		205
7					204				5		209		209
8					223				6	0	230		230
9						271	4			8	283		283
10						225	19			27	270		270
11						215	41			35	291		291
12						193	46			45	284		284
Total	135.00	355.41	415.38	351.49	632.14	903.28	109.84	-	11.60	115.01	3,029	-	3,029
Drop vs last mo.	-	(1)	0	(0)	(0)	19	(6)	-	(5)	(3)	3		

Faribault Public Schools Enrollment Report by Month

	School Year 2023 - 2024										Enrollment Used for FY24 Final Budget Revision				
	September	October	November	December	January	February	March	April	May	YTD Average	Plus: Projected Tuition	Projected Total ADM	Served @ FPS	Plus: Projected Tuition	Total
Early Childhood	82	83	85	85	86	87	88	88	88	86	1.0	87	86	1	87
VPK	47	47	47	47	47	47	47	47	47	47		47	47		47
Kindergarten	204	203	202	202	205	202	201	199	201	202	2.0	204	202	2	204
1	219	219	220	218	218	214	214	210	215	216	2.0	218	216	2	218
2	189	187	189	190	191	188	189	192	190	189	-	189	189	-	189
3	149	152	153	153	153	150	150	151	151	151	5.8	157	151	6	157
4	186	185	185	187	187	185	185	182	184	185	3.0	188	185	3	188
5	185	186	185	185	185	182	182	189	182	185	3.0	188	185	3	188
6	205	207	207	205	209	205	206	205	205	206	4.9	211	206	5	211
7	211	211	208	207	204	211	210	212	209	209	4.4	214	209	4	214
8	230	231	236	230	229	232	232	234	230	232	4.0	236	232	4	236
9	289	284	284	284	284	285	285	285	283	285	3.9	289	285	4	289
10	278	267	271	267	267	271	273	272	270	274	7.9	281	274	8	281
11	295	288	288	286	291	292	288	287	291	290	7.8	298	290	8	298
12	307	305	304	307	283	275	275	273	284	291	19.5	311	291	20	311
Total	3,076	3,055	3,063	3,053	3,038	3,027	3,026	3,026	3,029	3,049	69.2	3,118	3,049	69	3,118
		(20)	8	(11)	(15)	(11)	(1)	(0)	3						
EC-12 Average September - June	3,076	3,065	3,065	3,062	3,057	3,052	3,048	3,045	3,044	3,044					
													Over (Under) Budget		-



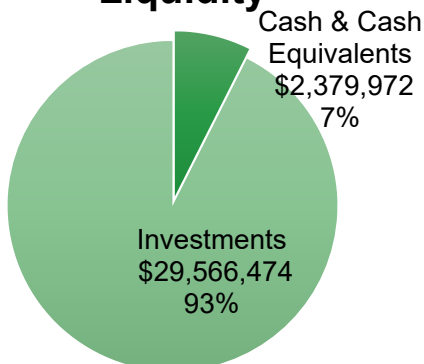
FARIBAULT PUBLIC SCHOOLS

Investment Balances

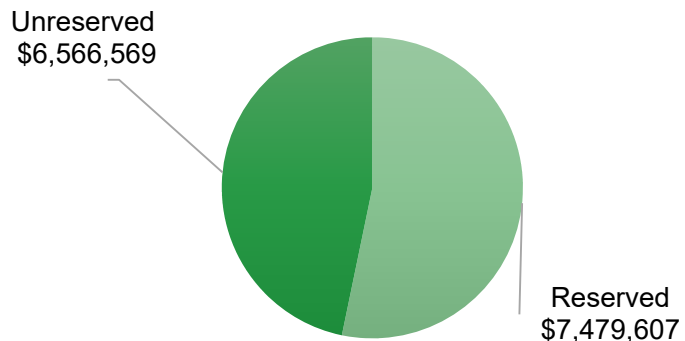
As of May 31, 2024

	Ending Balance 4/30/2024	Ending Balance 5/31/2024	Interest/Div Earned
CCF - MAIN CHECKING	1,146,964.40	904,162.08	\$ 5,071.95
CCF -SAVINGS	977,357.83	981,762.90	4,405.07
MSDLAF+LIQUID MONEY MARKET	257,758.28	338,051.18	1,277.62
MSDLAF+ MAX MONEY MARKET	152,910.22	153,589.72	679.20
MN TRUST OPERATIONS	7,873,078.43	11,305,344.52	31,910.34
MN TRUST INVESTMENTS	4,023,855.34	5,027,985.53	4,130.19
MN TRUST BONDS	10,142,255.08	10,162,131.13	19,876.05
US BANK - IRREVOCABLE TRUST	2,470,976.07	2,470,976.07	-
US BANK - ROOSEVELT DEBT	36.13	36.27	0.14
FIRST UNITED BANK CD	150,000.00	150,000.00	-
PREMIER BANK CD	150,000.00	150,000.00	-
RELIANCE BANK CD	150,000.00	150,000.00	-
STATE BANK OF FARIBAULT CD	150,000.00	150,000.00	-
PETTY CASH	2,406.00	2,406.00	-
TOTAL CASH AND INVESTMENTS	\$ 27,647,597.78	\$ 31,946,445.40	\$ 67,350.56

Liquidity



Asset Reservations



Faribault Public Schools
Comparative Financial Report - Select General Fund Expenditure Accounts
As of May 31, 2024

	FY23 May 2023	FY24 May 2024	FY23 YTD Through May 2023	FY24 YTD Through May 2024	FY23 FIN Budget	FY24 FIN Budget	FY23 % of Budget through May 2023	FY24 % of Budget through May 2024
EXPENDITURES:								
HVAC	12,523	13,263	334,271	175,394	380,875	289,000	87.76%	60.69%
Water	667	7,614	78,088	72,335	59,900	60,700	130.36%	119.17%
Electric	61,440	61,654	718,708	594,322	696,000	642,000	103.26%	92.57%
Snow Removal	-	-	142,212	27,379	138,000	101,200	103.05%	27.05%
Total Expenditures	74,630	82,531	1,273,279	869,429	1,274,775	1,092,900	99.88%	79.55%

Faribault Public Schools
Comparative Financial Report - Self Insurance Fund
As of May 31, 2024

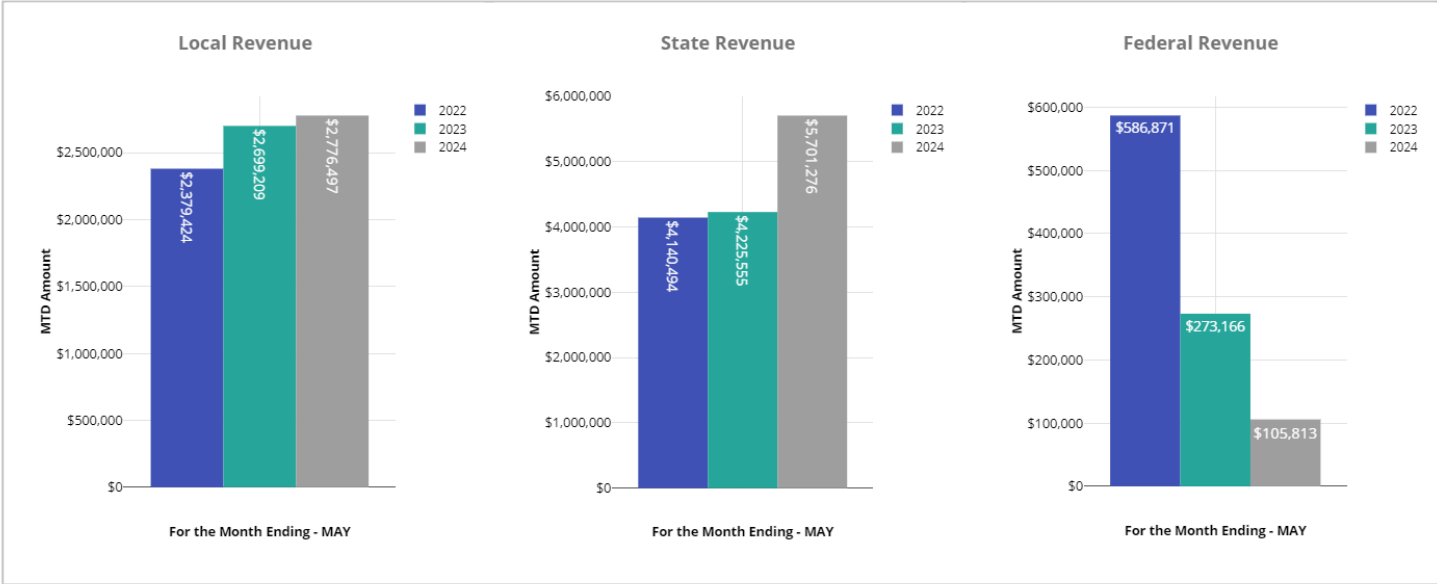
	FY23 May 2023	FY24 May 2024	FY23 YTD Through May 2023	FY24 YTD Through May 2024	FY23 FIN Budget	FY24 FIN Budget	FY23 % of Budget through May 2023	FY24 % of Budget through May 2024
REVENUES:								
District Contributions	216,713	242,481	2,172,980	2,265,637	2,243,467	2,459,074	96.86%	92.13%
Employee Contributions	23,091	23,756	244,114	239,474	326,689	266,918	74.72%	89.72%
Retirees Contributions	7,890	10,227	108,620	98,931	114,869	133,531	94.56%	74.09%
Cobra Contributions	882	909	10,586	9,995	19,743	10,955	53.62%	91.24%
Total Revenue	248,576	\$277,373	\$2,536,300	\$2,614,037	\$2,704,768	\$2,870,478	93.77%	91.07%

EXPENDITURES:								
Medical Claims	123,010	202,622	1,647,939	2,094,096	1,969,589	2,389,127	83.67%	87.65%
Administrative Fees	38,780	(2,939)	120,758	297,409	234,406	371,953	51.52%	79.96%
Additional Charges	5,358	2,002	94,569	61,132	69,782	53,872	135.52%	113.48%
Total Expenditures	\$167,148	\$201,685	\$1,863,266	2,452,637	\$2,273,777	\$2,814,952	81.95%	87.13%

\$161,400



<p>Local Revenue</p> <p>\$2,776,497</p> <p>25.11% of Budget</p>	<p>State Revenue</p> <p>\$5,701,276</p> <p>11.87% of Budget</p>	<p>Federal Revenue</p> <p>\$105,813</p> <p>1.68% of Budget</p>
--	--	---



	Previous Year MTD Amount	Current Year MTD Amount	Annual Budget	% MTD Budget
Local Revenue				
Property Tax Levy	\$2,456,942	\$2,537,648	\$9,097,840	27.89%
Admission and Student Activity Revenue	\$1,951	\$4,935	\$76,550	6.45%
Other Local Revenues	\$240,316	\$233,914	\$1,882,021	12.43%
Total Local Revenue	\$2,699,209	\$2,776,497	\$11,056,411	25.11%
State Revenue				
General Education Aid	\$3,024,929	\$3,090,618	\$33,603,453	9.20%
State Aid for Special Education	\$1,197,966	\$2,610,658	\$11,309,628	23.08%
Other State Aid	\$2,659	\$0	\$3,103,153	0.00%
Total State Revenue	\$4,225,555	\$5,701,276	\$48,016,234	11.87%
Total Federal Revenue	\$273,166	\$105,813	\$6,280,302	1.68%
Total Revenue	\$7,197,930	\$8,583,586	\$65,352,947	13.13%
Other Revenue Sources	\$8,504	\$3,715	\$115,354	3.22%
Total Revenue & Other Revenue Sources	\$7,206,434	\$8,587,301	\$65,468,301	13.12%

Revenue Insight:

General Fund revenues totaled \$8,587,301 in May 2024, which is \$1,380,868 or 19.2% more than the amount received last year for this month. The year over year difference is driven by an increase in 200-399 STATE REVENUES of \$1,475,722, a decrease in 400-499 FEDERAL REVENUES RECEIVED FROM STATE of -\$167,353, and an increase in 001-099 LOCAL REVENUES of \$77,288.



Salaries & Benefits

\$4,067,781

8.23% of Budget

Purchased Services

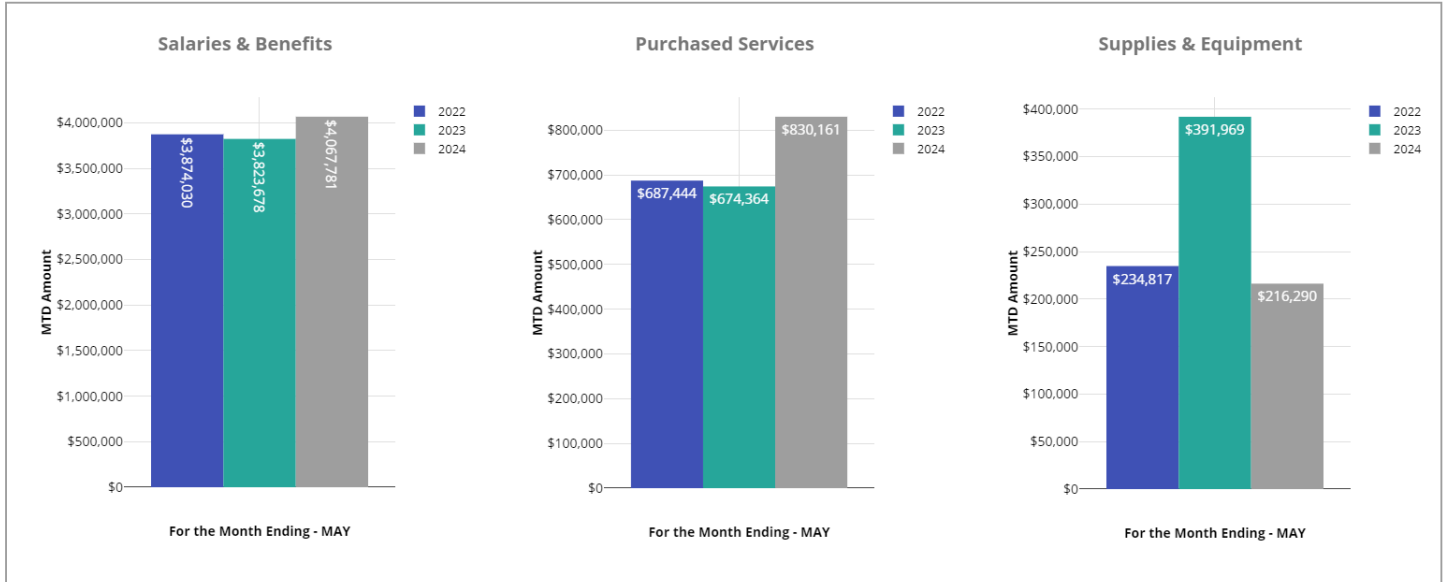
\$830,161

8.81% of Budget

Supplies & Equipment

\$216,290

4.29% of Budget



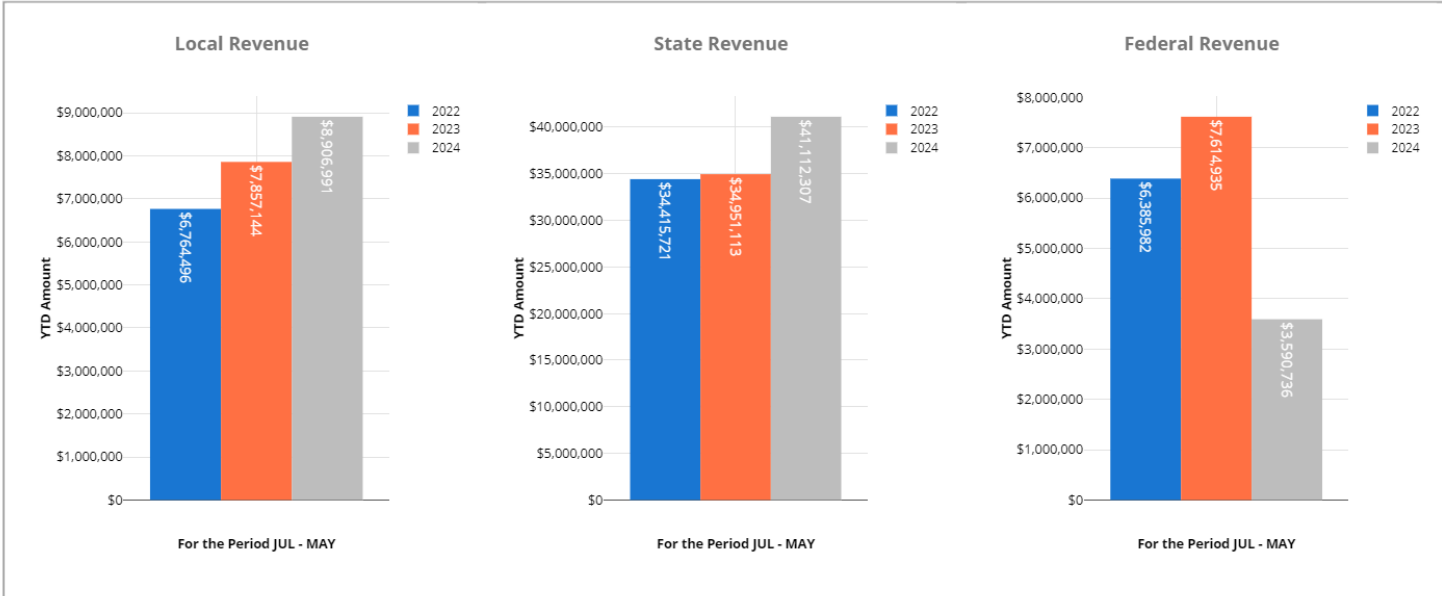
	Previous Year MTD Amount	Current Year MTD Amount	Annual Budget	% MTD Budget
Salaries & Benefits				
Salaries and Wages	\$2,778,151	\$2,981,279	\$36,691,693	8.13%
Employee Benefits	\$1,045,527	\$1,086,502	\$12,743,620	8.53%
TOTAL SALARIES AND BENEFITS	\$3,823,678	\$4,067,781	\$49,435,313	8.23%
All Other Expenses				
Purchased Service	\$674,364	\$830,161	\$9,419,104	8.81%
Supplies and Materials	\$340,328	\$124,243	\$2,971,280	4.18%
Capital Expenditures	\$51,641	\$92,047	\$2,066,851	4.45%
Debt Service	\$0	\$0	\$0	0.00%
Other Expenditures	\$464	\$55,546	\$606,589	9.16%
Other Financing Uses	\$0	\$0	\$0	0.00%
TOTAL ALL OTHER	\$1,066,797	\$1,101,997	\$15,063,824	7.32%
TOTAL EXPENSES	\$4,890,475	\$5,169,778	\$64,499,137	8.02%

Expense Insights:

General Fund expenses totaled \$5,169,778 in May 2024, which is \$279,304 or 5.7% more than the amount spent last year for this month. The year over year difference is driven by a decrease in 400 SUPPLIES AND MATERIALS of -\$216,085, an increase in 100 SALARIES AND WAGES of \$203,128, and an increase in 300 PURCHASED SERVICES of \$155,797.



<p>Local Revenue</p> <p>\$8,906,991</p> <p>80.56% of Budget</p>	<p>State Revenue</p> <p>\$41,112,307</p> <p>85.62% of Budget</p>	<p>Federal Revenue</p> <p>\$3,590,736</p> <p>57.17% of Budget</p>
--	---	--



	Previous Year YTD Amount	Current Year YTD Amount	Annual Budget	% YTD Budget
Local Revenue				
Property Tax Levy	\$6,085,681	\$6,607,148	\$9,097,840	72.62%
Admission and Student Activity Revenue	\$82,898	\$87,651	\$76,550	114.50%
Other Local Revenues	\$1,688,565	\$2,212,191	\$1,882,021	117.54%
Total Local Revenue	\$7,857,144	\$8,906,991	\$11,056,411	80.56%
State Revenue				
General Education Aid	\$28,905,834	\$32,289,199	\$33,603,453	96.09%
State Aid for Special Education	\$5,627,839	\$8,400,642	\$11,309,628	74.28%
Other State Aid	\$417,441	\$422,465	\$3,103,153	13.61%
Total State Revenue	\$34,951,113	\$41,112,307	\$48,016,234	85.62%
Total Federal Revenue	\$7,614,935	\$3,590,736	\$6,280,302	57.17%
Total Revenue	\$50,423,192	\$53,610,034	\$65,352,947	82.03%
Other Revenue Sources	\$124,543	\$107,739	\$115,354	93.40%
Total Revenue & Other Revenue Sources	\$50,547,735	\$53,717,773	\$65,468,301	82.05%

Revenue Insight:

General Fund YTD revenues totaled \$53,717,773 through May 2024, which is \$3,170,037 or 5.9% more than the amount received last year for this period. The YTD difference is driven by an increase in 200-399 STATE REVENUES of \$6,161,194, a decrease in 400-499 FEDERAL REVENUES RECEIVED FROM STATE of -\$4,024,199, and an increase in 001-099 LOCAL REVENUES of \$1,049,847.



Salaries & Benefits

\$38,501,885

77.88% of Budget

Purchased Services

\$8,161,533

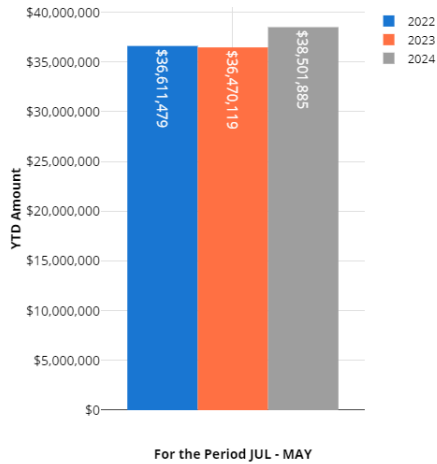
86.65% of Budget

Supplies & Equipment

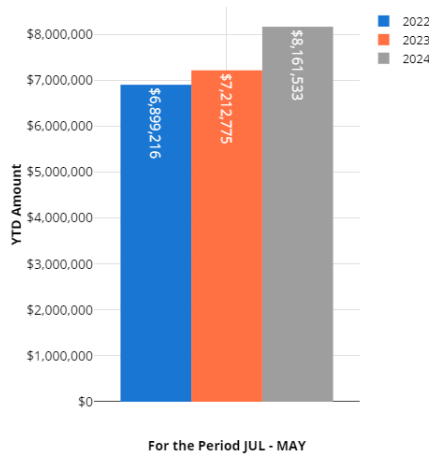
\$4,442,074

88.17% of Budget

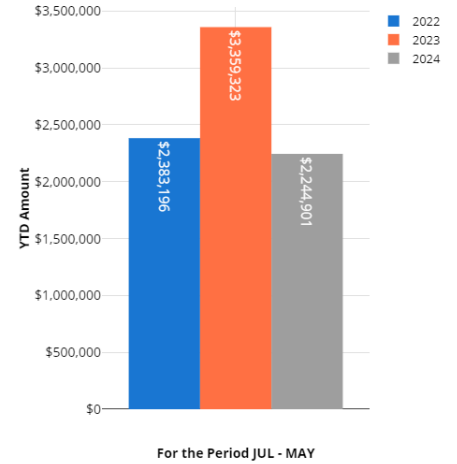
Salaries & Benefits



Purchased Services



Supplies & Equipment



	Previous Year YTD Amount	Current Year YTD Amount	Annual Budget	% YTD Budget
Salaries & Benefits				
Salaries and Wages	\$26,577,178	\$28,165,507	\$36,691,693	76.76%
Employee Benefits	\$9,892,941	\$10,336,378	\$12,743,620	81.11%
TOTAL SALARIES AND BENEFITS	\$36,470,119	\$38,501,885	\$49,435,313	77.88%
All Other Expenses				
Purchased Service	\$7,212,775	\$8,161,533	\$9,419,104	86.65%
Supplies and Materials	\$3,359,323	\$2,244,901	\$2,971,280	75.55%
Capital Expenditures	\$1,416,686	\$2,197,172	\$2,066,851	106.31%
Debt Service	\$0	\$0	\$0	0.00%
Other Expenditures	\$259,300	\$298,830	\$606,589	49.26%
Other Financing Uses	\$0	\$0	\$0	0.00%
TOTAL ALL OTHER	\$12,248,084	\$12,902,436	\$15,063,824	85.65%
TOTAL EXPENSES	\$48,718,203	\$51,404,321	\$64,499,137	79.7%

Expense Insights:

General Fund YTD expenses totaled \$51,404,322 through May 2024, which is \$2,686,120 or 5.2% more than the amount spent last year for this period. The YTD difference is driven by an increase in 100 SALARIES AND WAGES of \$1,588,329, a decrease in 400 SUPPLIES AND MATERIALS of -\$1,114,422, and an increase in 300 PURCHASED SERVICES of \$948,758.



YTD Local Sources

126.96% of Budget

Prior Year YTD: 79.99% of Actuals

YTD State Sources

84.39% of Budget

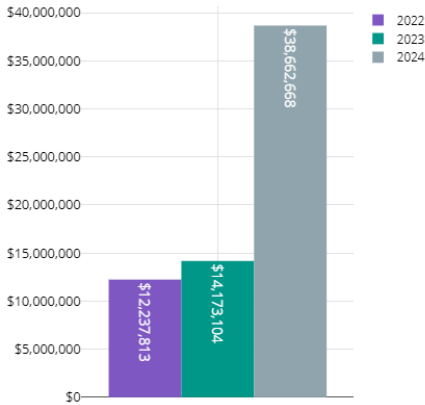
Prior Year YTD: 84.96% of Actuals

YTD Federal Sources

63.46% of Budget

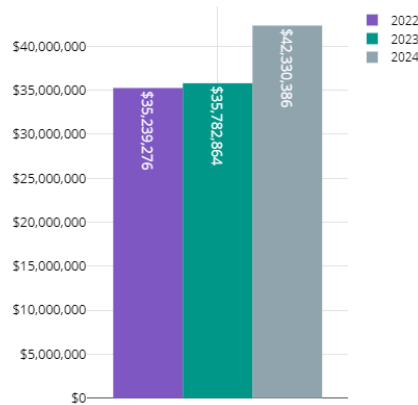
Prior Year YTD: 71.04% of Actuals

Local Sources



For the Period JUL - MAY

State Sources



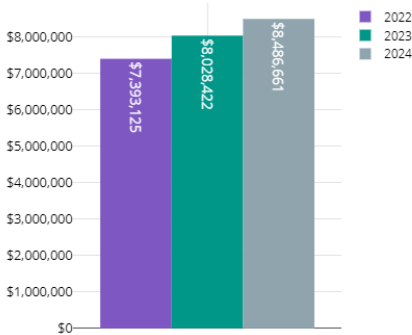
For the Period JUL - MAY

Federal Sources



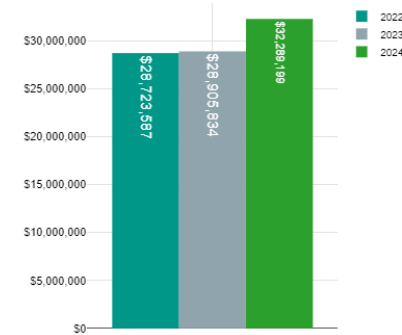
For the Period JUL - MAY

Property Taxes



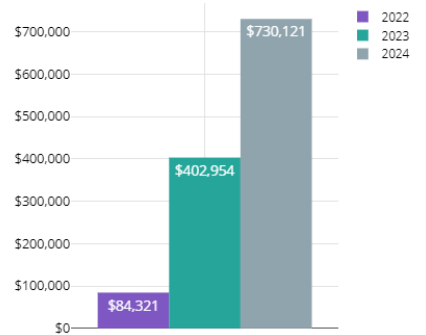
For the Period JUL - MAY

Gen Education Aid



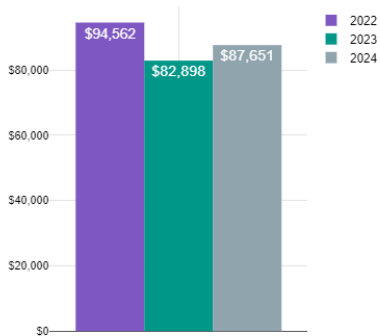
For the Period JUL - MAY

Interest Earnings



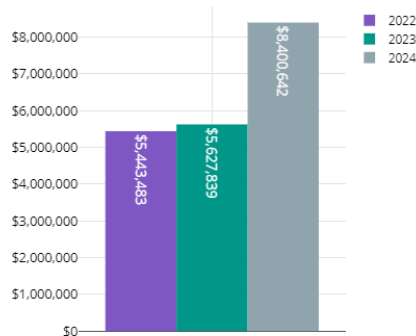
For the Period JUL - MAY

Admissions



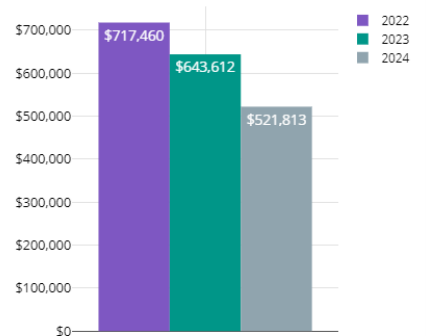
For the Period JUL - MAY

Special Education Aid



For the Period JUL - MAY

Federal Title I



For the Period JUL - MAY



YTD Salary and Benefits

78.75% of Budget

Prior Year YTD: 80.54% of Actuals

YTD Purchased Services

102.45% of Budget

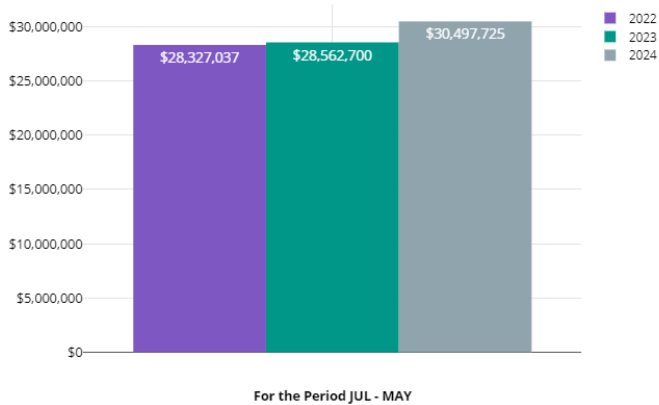
Prior Year YTD: 83.42% of Actuals

YTD Other Expenses

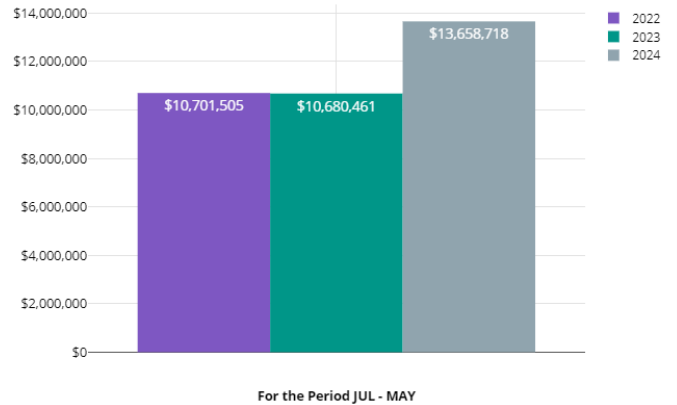
61.35% of Budget

Prior Year YTD: 103.99% of Actuals

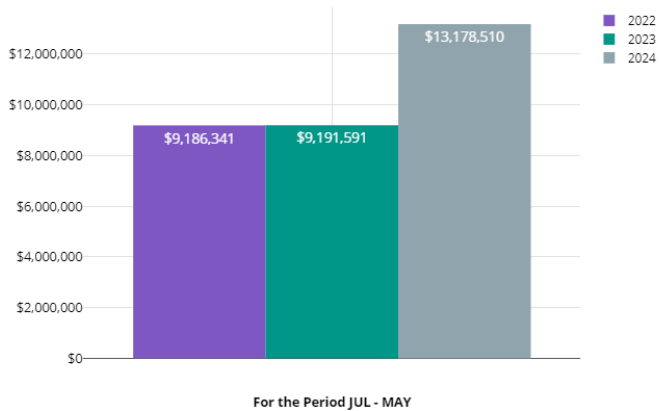
Salaries



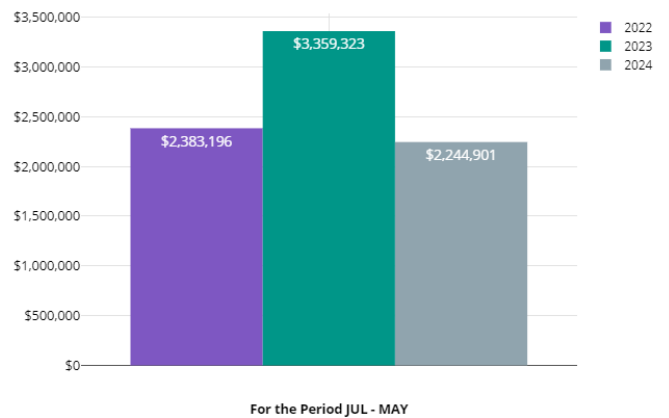
Benefits



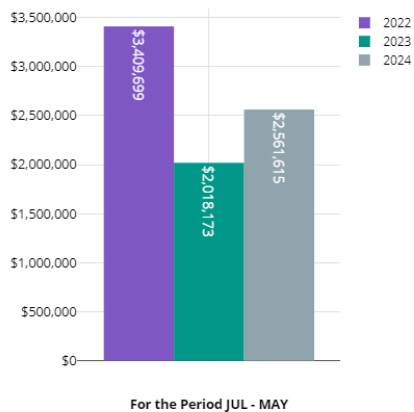
Purchased Services



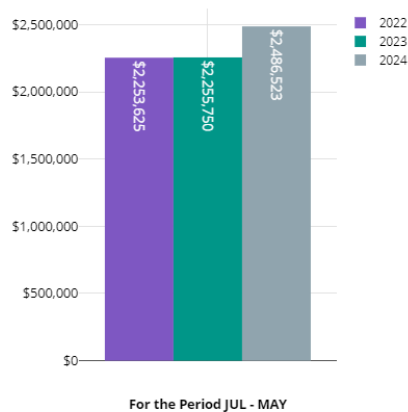
Supplies



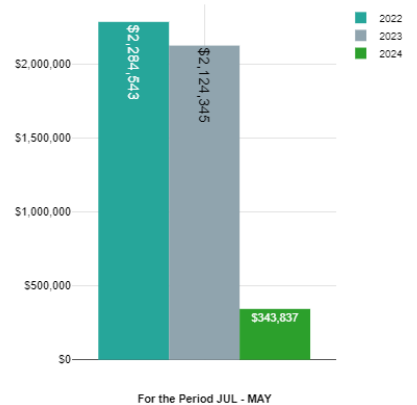
Capital Expenditures



Debt Service

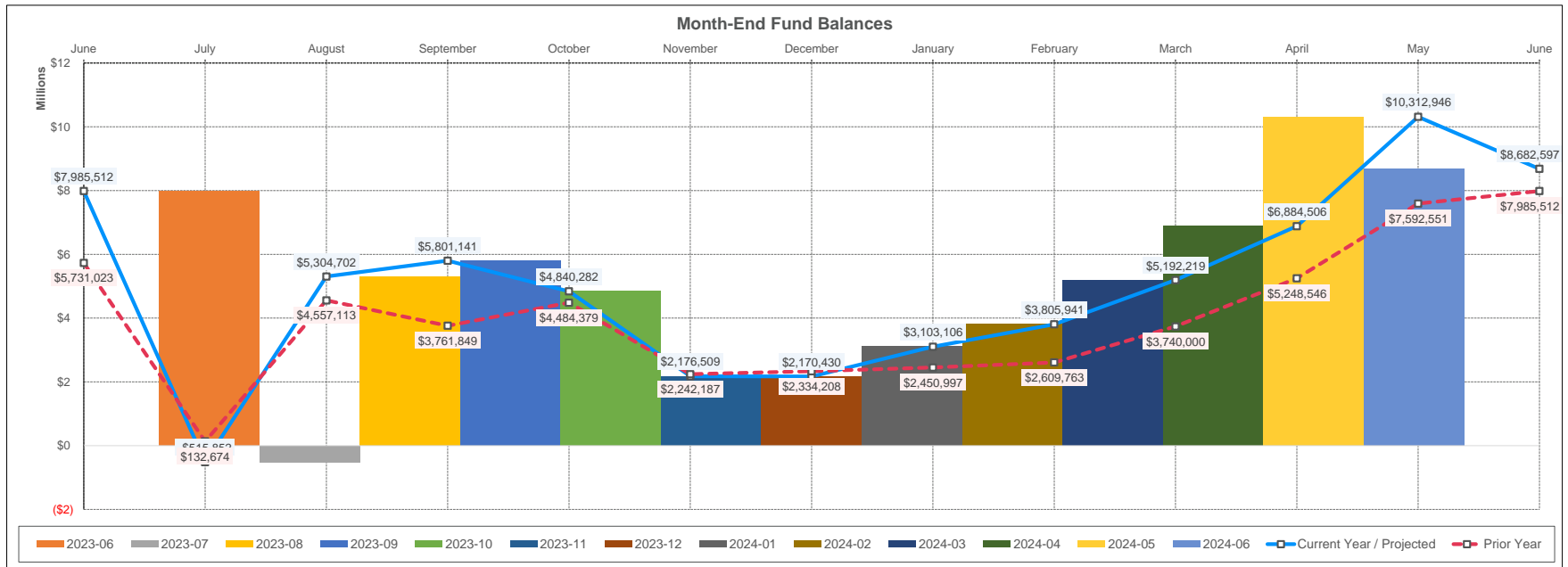


Other Expenditures



General Fund

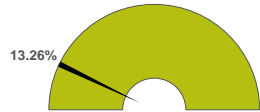
For the Period Ending May 31, 2024



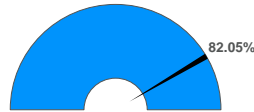
General Fund | Revenue Dashboard Summary

For the Period Ending May 31, 2024

Projected Year-End Balances as % of Budgeted Revenue

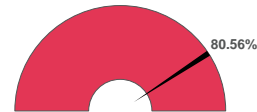


Actual YTD Revenues




Projected YTD Revenues
80.44%

Actual YTD by Local Sources



Projected YTD Local Sources
76.64%

Actual YTD by State Sources

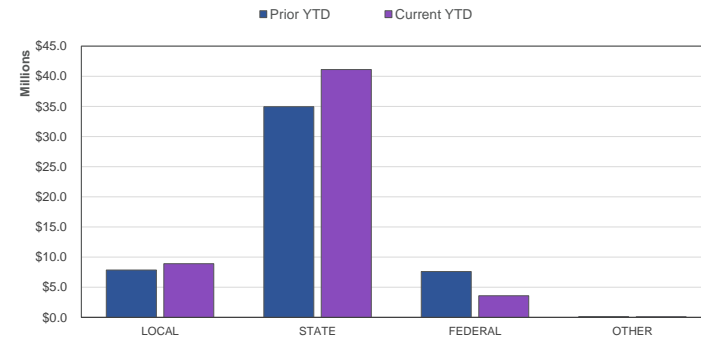


Projected YTD State Sources
83.58%

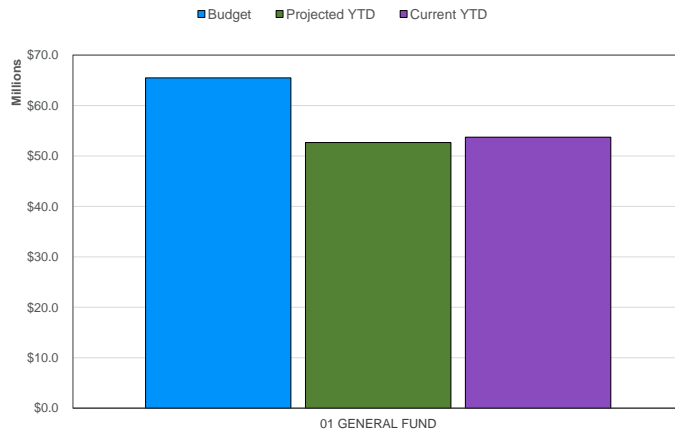
Top 10 General Fund Sources of Revenue (Year-to-Date)

General Education Aid	\$32,289,199.36
State Aid For Special Education	\$8,400,642.13
Property Tax Levy-General	\$6,607,148.00
Federal Aid/Mde (Requires Fin)	\$3,587,479.93
Ma Rev/Dept Of Human Svcs	\$755,442.80
Interest Earnings	\$526,941.36
Misc Rev From Local Sources	\$462,797.43
Endowment Fund Apportionment	\$194,657.80
Revenue From Lease Or Rentals	\$136,875.00
Fees From Patrons	\$127,466.00
Percent of Total Revenues Year-to-Date	98.83%

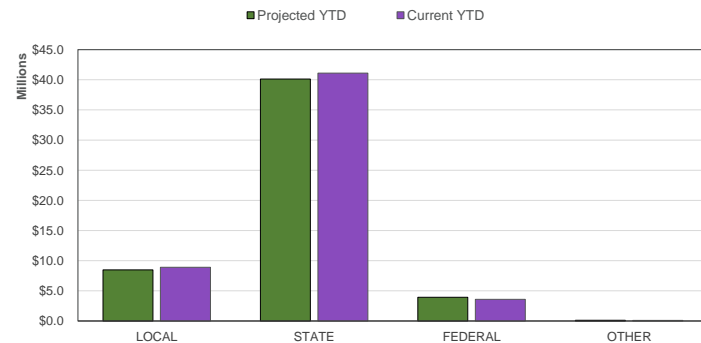
Revenue by Source | Prior YTD vs. Current YTD



Total Revenue | Budget / Projected YTD / Current YTD



Revenue by Source | Projected YTD vs. Current YTD



General Fund | Expenditure Dashboard Summary

For the Period Ending May 31, 2024

Projected Year-End Balances as % of Budgeted Expenditures



Actual YTD Expenditures



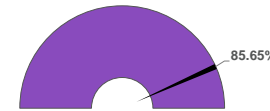
Projected YTD Expenditures
79.05%

Actual YTD Salaries / Benefits



Projected YTD Salaries / Benefits
80.50%

Actual YTD Other Objects

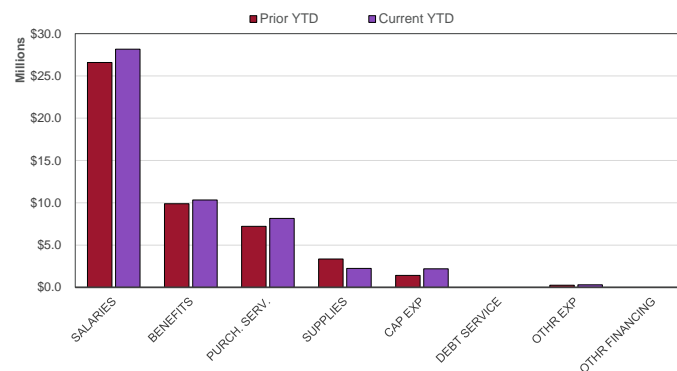


Projected YTD Other Objects
74.31%

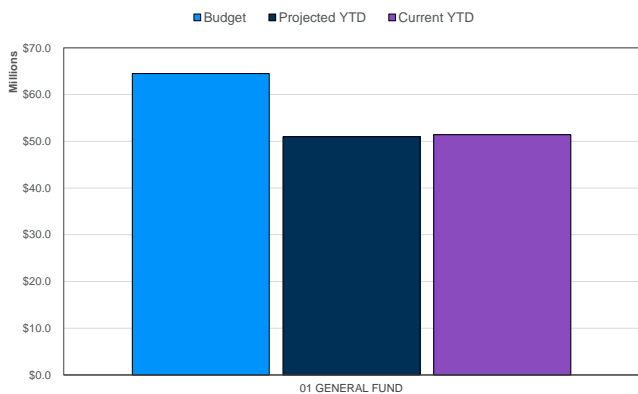
Top 10 General Fund Expenditures by Program (Year-to-Date)

Licensed Classroom Teacher	\$13,981,384.17
Health Insurance	\$4,006,884.50
Transport Contr <=\$25,000	\$4,004,082.85
Non-Instructional Support	\$3,298,885.93
Administration/Supervision	\$3,068,776.14
Fica/Medicare	\$2,077,084.94
Certified Para/Pca	\$1,819,103.53
Tra	\$1,756,447.60
Other Licensed/Certified Salary	\$1,098,379.12
Tax Advantage Employer Hlth Argmt	\$1,073,106.91
Percent of Total Expenditures Year-to-Date	70.39%

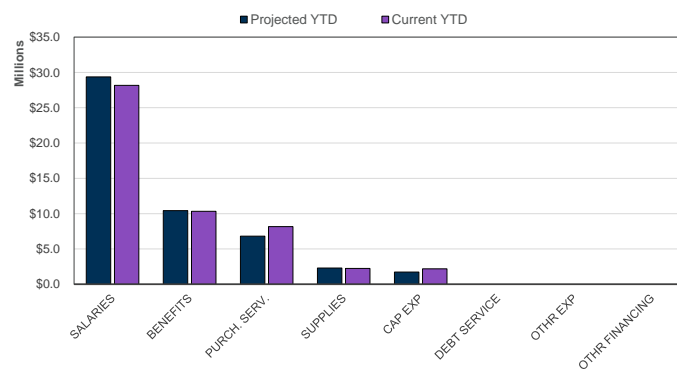
Expenditures by Object | Prior YTD vs. Current YTD



Expenditures by Fund | Budget / Projected YTD / Current YTD



Expenditures by Object | Projected YTD vs. Current YTD



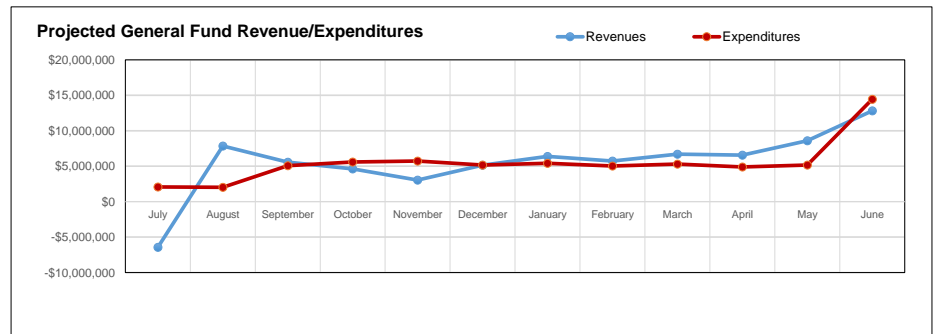
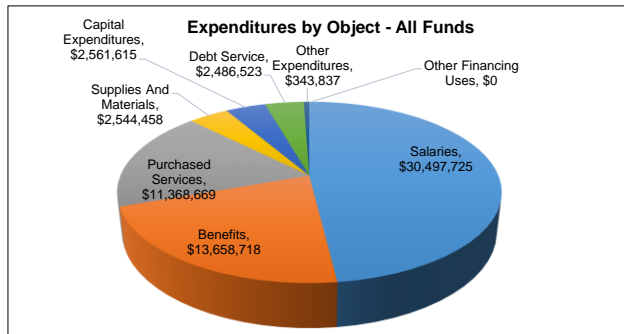
Statement of Revenues, Expenditures, Other Financing Sources (Uses) And Changes In Fund Balance

For the Period Ending May 31, 2024

All Funds Summary Breakdown

(With Comparative Totals For the Period Ended July, 2023 - May, 2024)

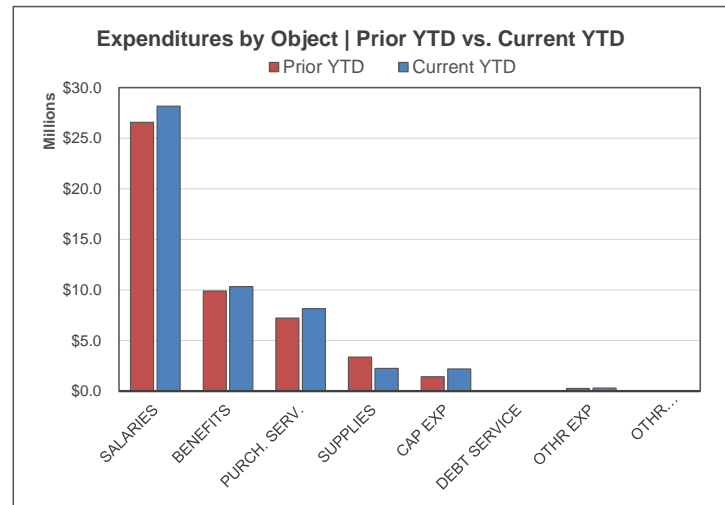
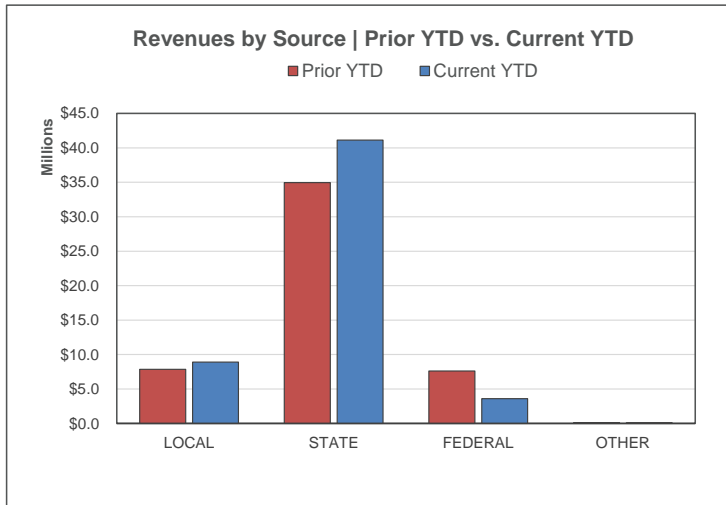
	All Funds FY2023			All Funds FY2024			% Incr/(Decr)					
	All Funds FY2023	All Funds FY2024	% Incr/(Decr)	General Fund	Food Service Fund	Community Service Fund	Building Construction Fund	Debt Service Fund	Trust Fund	Custodial Fund	Internal Service Fund	Postemployment Benefits Irrevocable Trust Fund
REVENUES												
Local	\$13,726,092	\$15,238,633	11.02%	8,906,991	139,812	1,855,178	93,995	1,519,436	0	0	2,614,037	109,185
State	\$35,782,864	\$42,330,386	18.30%	41,112,307	287,922	722,145	0	208,012	0	0	0	0
Federal	\$9,330,921	\$5,861,973	(37.18%)	3,590,736	1,821,280	449,957	0	0	0	0	0	0
Other	\$447,012	\$23,424,035	5140.14%	107,739	140,540	0	23,175,756	0	0	0	0	0
TOTAL REVENUE	\$59,286,889	\$86,855,027	46.50%	53,717,773	2,389,554	3,027,280	23,269,750	1,727,448	0	0	2,614,037	109,185
EXPENDITURES												
Salaries	\$28,562,700	\$30,497,725	6.77%	28,165,507	96,466	2,235,752	0	0	0	0	0	0
Benefits	\$10,680,461	\$13,658,718	27.89%	10,336,378	46,827	672,095	0	0	0	0	2,452,636	150,783
Purchased Services	\$9,191,591	\$11,368,669	23.69%	8,161,533	1,799,014	413,315	977,141	0	0	0	0	17,666
Supplies And Materials	\$3,508,595	\$2,544,458	(27.48%)	2,244,901	100,747	198,810	0	0	0	0	0	0
Capital Expenditures	\$2,018,173	\$2,561,615	26.93%	2,197,172	61,575	43,550	259,318	0	0	0	0	0
Debt Service	\$2,255,750	\$2,486,523	10.23%	0	0	0	230,310	2,256,213	0	0	0	0
Other Expenditures	\$2,124,345	\$343,837	(83.81%)	298,830	0	22,485	0	0	0	0	22,522	0
Other Financing Uses	\$0	\$0		0	0	0	0	0	0	0	0	0
TOTAL EXPENDITURES	\$58,341,614	\$63,461,546	8.78%	51,404,322	2,104,629	3,586,007	1,466,769	2,256,213	0	0	2,475,158	168,449
SURPLUS / (DEFICIT)	945,274	23,393,481	2374.78%	2,313,451	284,926	(558,727)	21,802,982	(528,765)	0	0	138,878	(59,264)
FUND BALANCE												
Beginning of Period				7,985,512	1,863,361	972,131	0	564,067	0	0	907,477	2,341,714
End of Period				10,298,963	2,148,287	413,404	21,802,982	35,303	0	0	1,046,355	2,282,451



General Fund | Financial Summary

For the Period Ending May 31, 2024

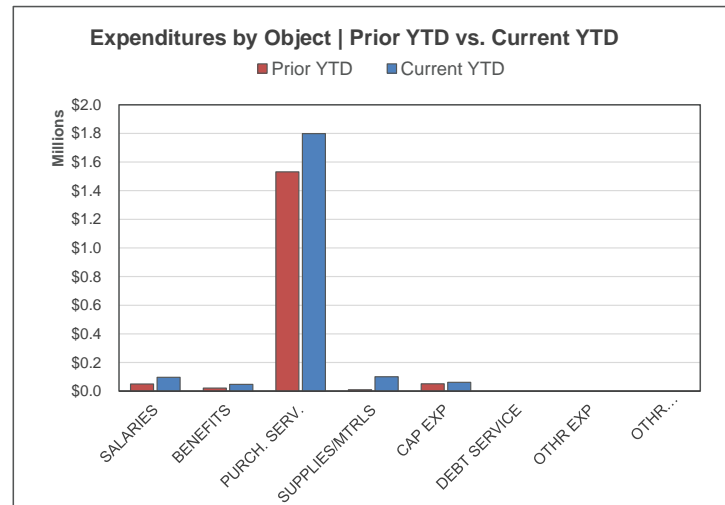
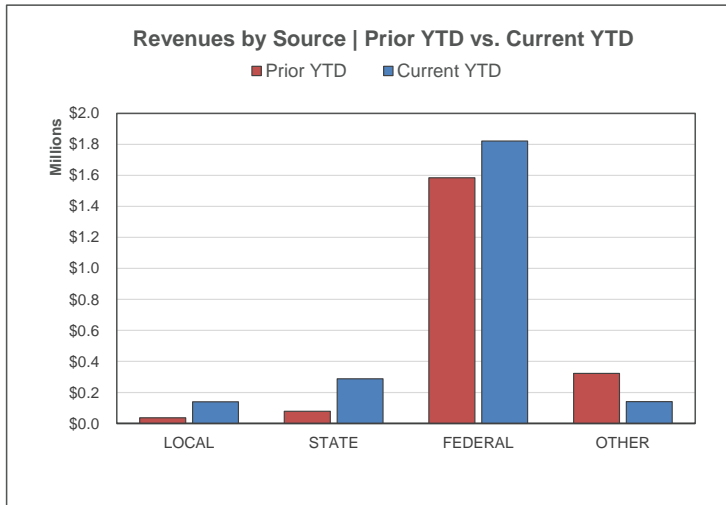
	YTD % of PY Actual			YTD % of Budget		
	Prior YTD	Prior Year Actual	YTD % of PY Actual	Current YTD	Annual Budget	YTD % of Budget
REVENUES						
Local	\$7,857,144	\$10,227,241	76.83%	\$8,906,991	\$11,056,411	80.56%
State	\$34,951,113	\$40,634,904	86.01%	\$41,112,307	\$48,016,234	85.62%
Federal	\$7,614,935	\$10,837,220	70.27%	\$3,590,736	\$6,280,302	57.17%
Other	\$124,543	\$124,998	99.64%	\$107,739	\$115,354	93.40%
TOTAL REVENUE	\$50,547,735	\$61,824,363	81.76%	\$53,717,773	\$65,468,301	82.05%
EXPENDITURES						
Salaries	\$26,577,178	\$33,329,145	79.74%	\$28,165,507	\$36,691,693	76.76%
Benefits	\$9,892,941	\$12,053,835	82.07%	\$10,336,378	\$12,743,620	81.11%
Purchased Services	\$7,212,775	\$8,365,489	86.22%	\$8,161,533	\$9,419,104	86.65%
Supplies And Materials	\$3,359,323	\$3,785,834	88.73%	\$2,244,901	\$2,971,280	75.55%
Capital Expenditures	\$1,416,686	\$1,642,741	86.24%	\$2,197,172	\$2,066,851	106.31%
Debt Service	\$0	\$0		\$0	\$0	
Other Expenditures	\$259,300	\$411,826	62.96%	\$298,830	\$606,589	49.26%
Other Financing Uses	\$0	\$0		\$0	\$0	
TOTAL EXPENDITURES	\$48,718,202	\$59,588,871	81.76%	\$51,404,322	\$64,499,137	79.70%
SURPLUS / (DEFICIT)	\$1,829,534	\$2,235,492		\$2,313,451	\$969,164	
ENDING FUND BALANCE	\$7,592,551			\$10,312,946		



Food Service Fund | Financial Summary

For the Period Ending May 31, 2024

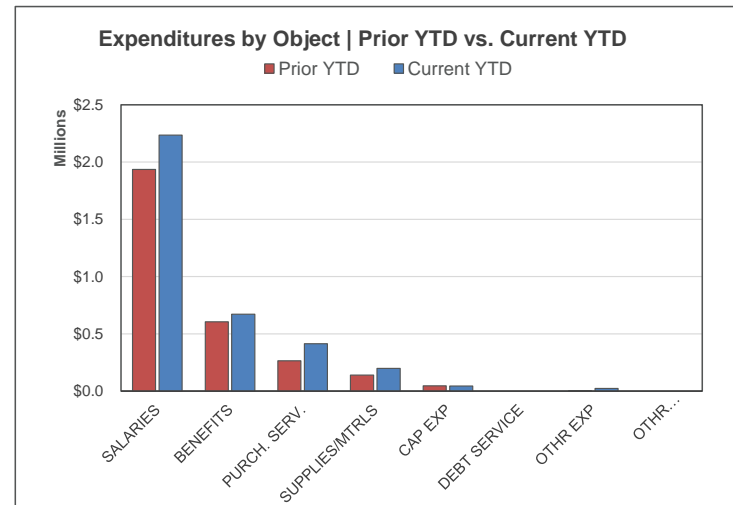
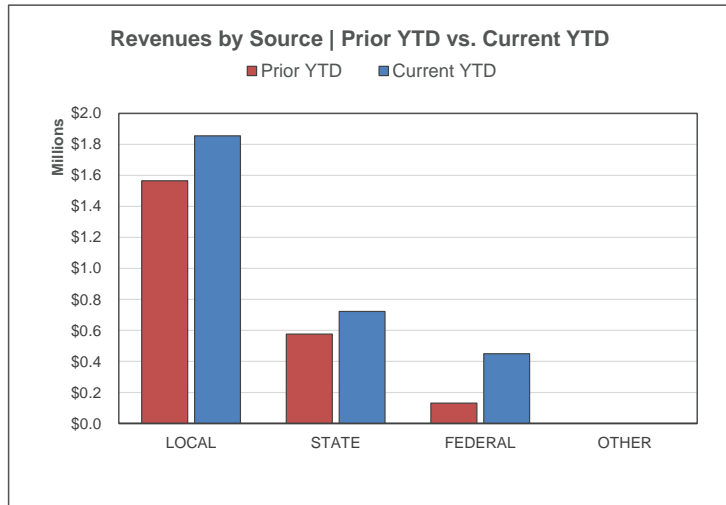
	Prior YTD	Prior Year Actual	YTD % of PY Actual	Current YTD	Annual Budget	YTD % of Budget
REVENUES						
Local	\$37,056	\$63,628	58.24%	\$139,812	\$159,100	87.88%
State	\$78,798	\$109,810	71.76%	\$287,922	\$333,500	86.33%
Federal	\$1,584,350	\$2,072,172	76.46%	\$1,821,280	\$2,126,905	85.63%
Other	\$322,469	\$322,050	100.13%	\$140,540	\$183,369	76.64%
TOTAL REVENUE	\$2,022,673	\$2,567,660	78.77%	\$2,389,554	\$2,802,874	85.25%
EXPENDITURES						
Salaries	\$49,617	\$58,525	84.78%	\$96,466	\$115,657	83.41%
Benefits	\$21,245	\$26,173	81.17%	\$46,827	\$48,058	97.44%
Purchased Services	\$1,532,147	\$2,099,581	72.97%	\$1,799,014	\$2,335,430	77.03%
Supplies And Materials	\$9,950	\$216,446	4.60%	\$100,747	\$262,149	38.43%
Capital Expenditures	\$50,613	\$111,732	45.30%	\$61,575	\$120,353	51.16%
Debt Service	\$0	\$0		\$0	\$0	
Other Expenditures	\$0	\$0		\$0	\$0	
Other Financing Uses	\$0	\$0		\$0	\$0	
TOTAL EXPENDITURES	\$1,663,572	\$2,512,457	66.21%	\$2,104,629	\$2,881,647	73.04%
SURPLUS / (DEFICIT)	\$359,100	\$55,203		\$284,926	(\$78,773)	
ENDING FUND BALANCE	\$3,016,143			\$43,658		



Community Service Fund | Financial Summary

For the Period Ending May 31, 2024

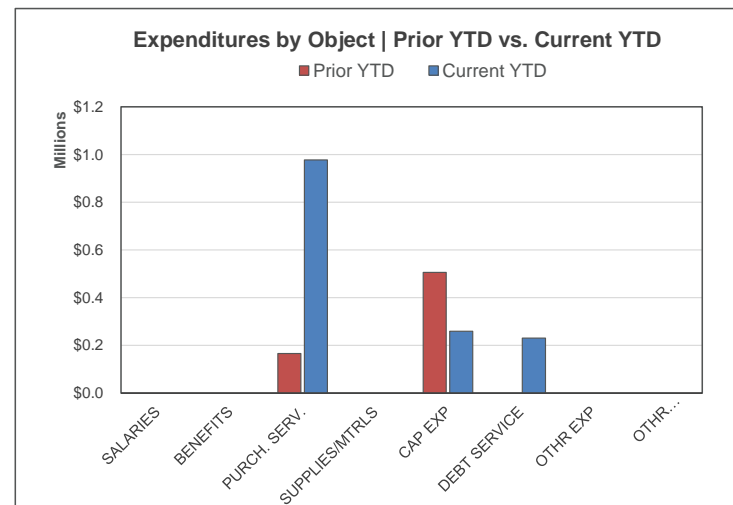
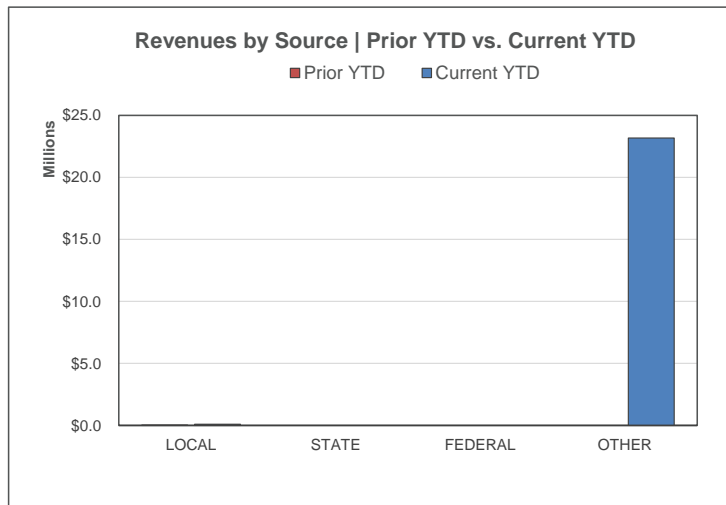
	YTD % of PY Actual			YTD % of Budget		
	Prior YTD	Prior Year Actual	YTD % of PY Actual	Current YTD	Annual Budget	YTD % of Budget
REVENUES						
Local	\$1,565,045	\$1,874,216	83.50%	\$1,855,178	\$1,991,049	93.18%
State	\$576,823	\$1,159,656	49.74%	\$722,145	\$1,613,693	44.75%
Federal	\$131,636	\$225,055	58.49%	\$449,957	\$830,330	54.19%
Other	\$0	\$0		\$0	\$0	
TOTAL REVENUE	\$2,273,504	\$3,258,927	69.76%	\$3,027,280	\$4,435,072	68.26%
EXPENDITURES						
Salaries	\$1,935,905	\$2,310,593	83.78%	\$2,235,752	\$2,618,924	85.37%
Benefits	\$604,263	\$728,790	82.91%	\$672,095	\$841,176	79.90%
Purchased Services	\$265,312	\$354,424	74.86%	\$413,315	\$569,345	72.59%
Supplies And Materials	\$139,321	\$184,080	75.69%	\$198,810	\$359,189	55.35%
Capital Expenditures	\$45,172	\$47,863	94.38%	\$43,550	\$49,399	88.16%
Debt Service	\$0	\$0		\$0	\$0	
Other Expenditures	\$1,780	\$3,186	55.85%	\$22,485	\$48,603	46.26%
Other Financing Uses	\$0	\$0		\$0	\$0	
TOTAL EXPENDITURES	\$2,991,753	\$3,628,936	82.44%	\$3,586,007	\$4,486,636	79.93%
SURPLUS / (DEFICIT)	(\$718,249)	(\$370,009)		(\$558,727)	(\$51,564)	
ENDING FUND BALANCE	\$705,232			(\$20,860)		



Building Construction Fund | Financial Summary

For the Period Ending May 31, 2024

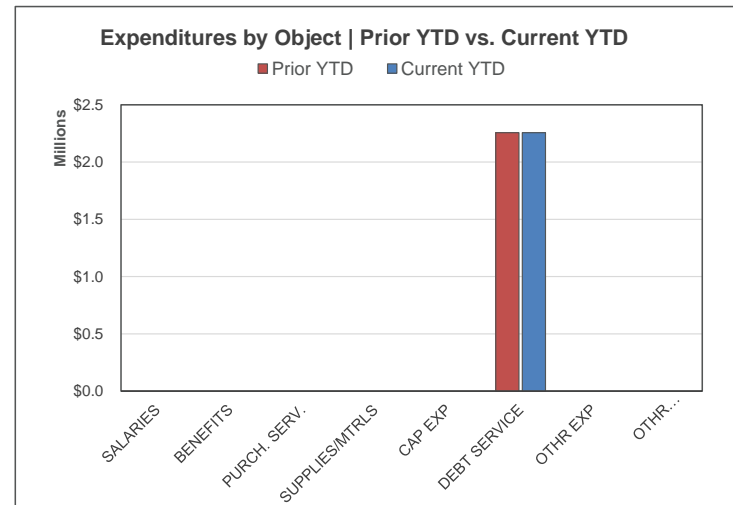
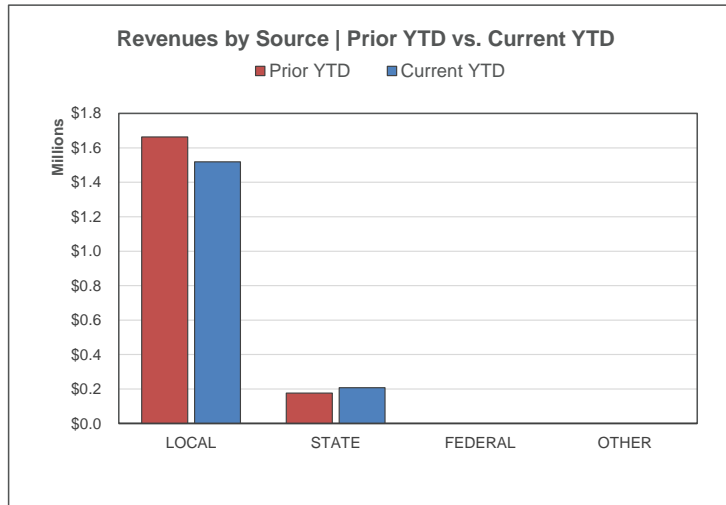
	YTD % of PY Actual			YTD % of Budget		
	Prior YTD	Prior Year Actual	YTD % of PY Actual	Current YTD	Annual Budget	YTD % of Budget
REVENUES						
Local	\$19,575	\$19,823	98.75%	\$93,995	\$77,253	121.67%
State	\$0	\$0		\$0	\$0	
Federal	\$0	\$0		\$0	\$0	
Other	\$0	\$0		\$23,175,756	\$11,587,878	200.00%
TOTAL REVENUE	\$19,575	\$19,823	98.75%	\$23,269,750	\$11,665,131	199.48%
EXPENDITURES						
Salaries	\$0	\$0		\$0	\$0	
Benefits	\$0	\$0		\$0	\$0	
Purchased Services	\$165,679	\$180,153	91.97%	\$977,141	\$520,135	187.86%
Supplies And Materials	\$0	\$0		\$0	\$0	
Capital Expenditures	\$505,701	\$721,403	70.10%	\$259,318	\$4,194,655	6.18%
Debt Service	\$0	\$0		\$230,310	\$0	
Other Expenditures	\$0	\$0		\$0	\$0	
Other Financing Uses	\$0	\$0		\$0	\$0	
TOTAL EXPENDITURES	\$671,381	\$901,556	74.47%	\$1,466,769	\$4,714,790	31.11%
SURPLUS / (DEFICIT)	(\$651,805)	(\$881,733)		\$21,802,982	\$6,950,341	
ENDING FUND BALANCE	\$289,389			\$21,572,672		



Debt Service Fund | Financial Summary

For the Period Ending May 31, 2024

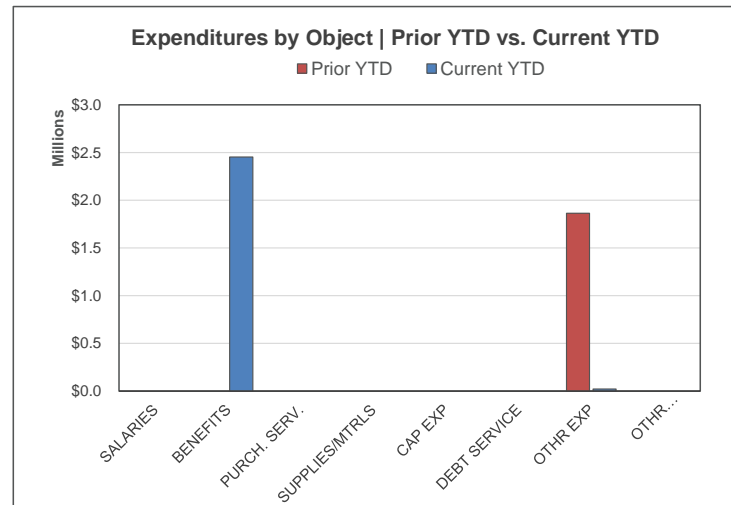
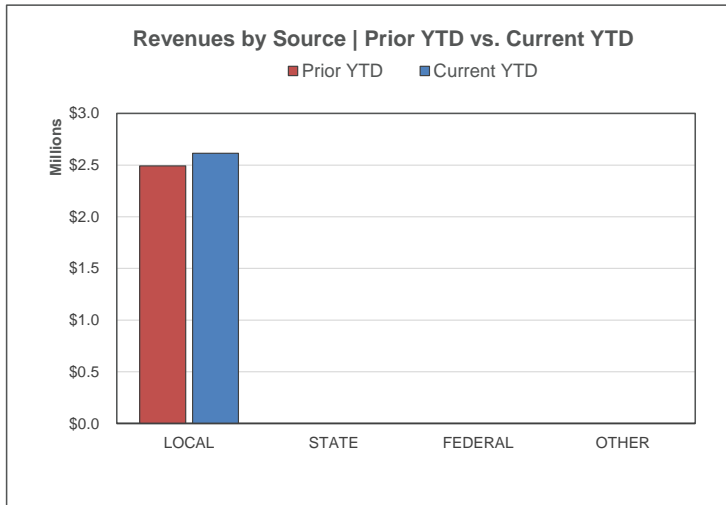
	Prior YTD	Prior Year Actual	YTD % of PY Actual	Current YTD	Annual Budget	YTD % of Budget
REVENUES						
Local	\$1,662,922	\$2,184,238	76.13%	\$1,519,436	\$2,221,934	68.38%
State	\$176,129	\$212,789	82.77%	\$208,012	\$195,700	106.29%
Federal	\$0	\$0		\$0	\$0	
Other	\$0	\$0		\$0	\$0	
TOTAL REVENUE	\$1,839,051	\$2,397,027	76.72%	\$1,727,448	\$2,417,634	71.45%
EXPENDITURES						
Salaries	\$0	\$0		\$0	\$0	
Benefits	\$0	\$0		\$0	\$0	
Purchased Services	\$0	\$0		\$0	\$0	
Supplies And Materials	\$0	\$0		\$0	\$0	
Capital Expenditures	\$0	\$0		\$0	\$0	
Debt Service	\$2,255,750	\$171,812	1312.92%	\$2,256,213	\$2,257,500	99.94%
Other Expenditures	\$0	\$0		\$0	\$0	
Other Financing Uses	\$0	\$0		\$0	\$0	
TOTAL EXPENDITURES	\$2,255,750	\$171,812	1312.92%	\$2,256,213	\$2,257,500	99.94%
SURPLUS / (DEFICIT)	(\$416,699)	\$2,225,215		(\$528,765)	\$160,134	
ENDING FUND BALANCE	(\$4,161,785)			(\$2,220,910)		



Internal Service Fund | Financial Summary

For the Period Ending May 31, 2024

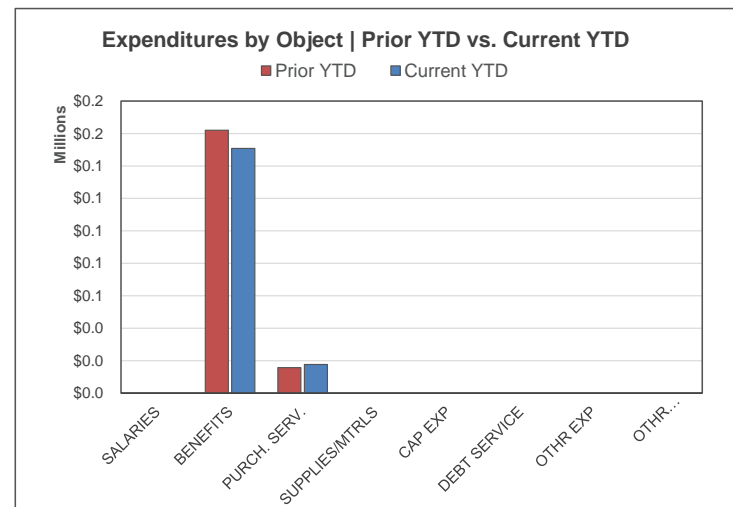
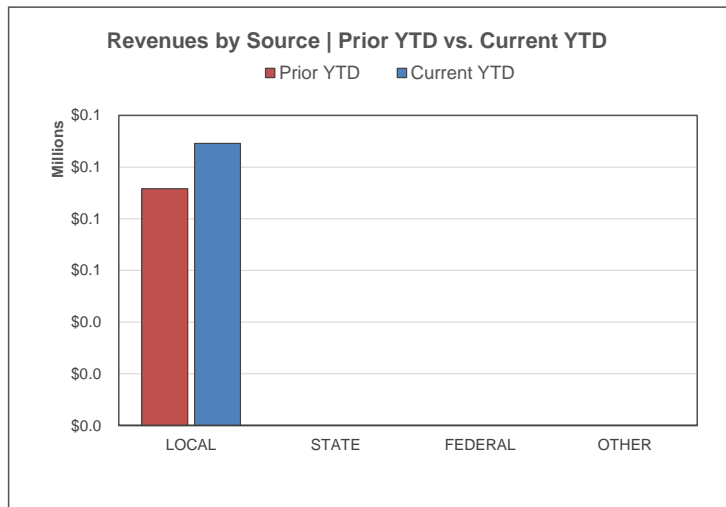
	YTD % of PY Actual			YTD % of Budget		
	Prior YTD	Prior Year Actual	YTD % of PY Actual	Current YTD	Annual Budget	YTD % of Budget
REVENUES						
Local	\$2,492,728	\$2,762,864	90.22%	\$2,614,037	\$2,870,478	91.07%
State	\$0	\$0		\$0	\$0	
Federal	\$0	\$0		\$0	\$0	
Other	\$0	\$0		\$0	\$0	
TOTAL REVENUE	\$2,492,728	\$2,762,864	90.22%	\$2,614,037	\$2,870,478	91.07%
EXPENDITURES						
Salaries	\$0	\$0		\$0	\$0	
Benefits	\$0	\$0		\$2,452,636	\$2,814,952	87.13%
Purchased Services	\$0	\$0		\$0	\$0	
Supplies And Materials	\$0	\$0		\$0	\$0	
Capital Expenditures	\$0	\$0		\$0	\$0	
Debt Service	\$0	\$0		\$0	\$0	
Other Expenditures	\$1,863,266	\$2,230,022	83.55%	\$22,522	\$0	
Other Financing Uses	\$0	\$0		\$0	\$0	
TOTAL EXPENDITURES	\$1,863,266	\$2,230,022	83.55%	\$2,475,158	\$2,814,952	87.93%
SURPLUS / (DEFICIT)	\$629,463	\$532,842		\$138,878	\$55,526	
ENDING FUND BALANCE	\$1,370,854			(\$1,428,803)		



Postemployment Benefits Irrevocable Trust Fund | Financial Summary

For the Period Ending May 31, 2024

	YTD % of PY Actual			YTD % of Budget		
	Prior YTD	Prior Year Actual	YTD % of PY Actual	Current YTD	Annual Budget	YTD % of Budget
REVENUES						
Local	\$91,621	\$139,169	65.83%	\$109,185	\$190,523	57.31%
State	\$0	\$0		\$0	\$0	
Federal	\$0	\$0		\$0	\$0	
Other	\$0	\$0		\$0	\$0	
TOTAL REVENUE	\$91,621	\$139,169	65.83%	\$109,185	\$190,523	57.31%
EXPENDITURES						
Salaries	\$0	\$0		\$0	\$0	
Benefits	\$162,012	\$220,185	73.58%	\$150,783	\$198,000	76.15%
Purchased Services	\$15,678	\$18,428	85.08%	\$17,666	\$19,000	92.98%
Supplies And Materials	\$0	\$0		\$0	\$0	
Capital Expenditures	\$0	\$0		\$0	\$0	
Debt Service	\$0	\$0		\$0	\$0	
Other Expenditures	\$0	\$0		\$0	\$0	
Other Financing Uses	\$0	\$0		\$0	\$0	
TOTAL EXPENDITURES	\$177,690	\$238,613	74.47%	\$168,449	\$217,000	77.63%
SURPLUS / (DEFICIT)	(\$86,069)	(\$99,444)		(\$59,264)	(\$26,477)	
ENDING FUND BALANCE	\$2,416,010			\$2,114,002		



Mission Statement

"Faribault Public Schools provides a high-quality and equitable education that nurtures, inspires, challenges, and empowers all students to engage and grow as learners and citizens."

#WeAreFaribault



FARIBAULT PUBLIC SCHOOLS

FY 2023-2024 FINAL BUDGET REVISION

JUNE 24, 2024



FARIBAULT PUBLIC SCHOOLS
SCHOOL BOARD AND DISTRICT ADMINISTRATION

SCHOOL BOARD

	<u>Position on Board</u>	<u>Term Expires on December 31</u>
John Bellingham	<i>Chair</i>	2026
Chad Wolff	<i>Vice Chair</i>	2026
Lynda Boudreau	<i>Treasurer</i>	2026
Casie Steeves	<i>Clerk</i>	2024
Linda Moore	<i>Director</i>	2026
Richard Olson	<i>Director</i>	2024
Jerry Robicheau	<i>Director</i>	2024

DISTRICT ADMINISTRATION

Jamie Bente	Superintendent
Scott Gerdes	Director of Finance and Operations
Julie Hall	Director of Teaching and Learning
Robert Dehnert	Director of Special Services
Nicole Yochum	Director of Human Resources
Zach Pruit	Director of Community Education

FARIBAULT PUBLIC SCHOOLS
SCHOOL ADMINISTRATION

Faribault High School

Joel Olson	Principal
Ryan Wynn	Assistant Principal
Joseph Timmer	Assistant Principal

Faribault Middle School

Stacy Fox	Principal
Jesse Armbruster	Assistant Principal
Nathan Molitor	Dean of Students

Jefferson Elementary

Nick Jurrens	Principal
Scott Morrissey	Dean of Students

Lincoln Elementary

Amy Bouma	Principal
Richard Torres Jr.	Dean of Students

Roosevelt Elementary

Ashley Benhart	Principal
Taylor Ries	Dean of Students

McKinley Early Childhood Center

Olivia Sage	Coordinator
-------------	-------------

Faribault Area Learning Center

Jacob Hager	Coordinator
-------------	-------------

Faribault Education Center

Cassie Riopelle	Coordinator
-----------------	-------------

Budget Highlights:

General Fund

Revenues


- ❖ Reduction of 16 ADM \$ (143,245)
- ❖ Reduction of EL Revenue \$ (199,800)
- ❖ Reallocate Compensatory to Restricted \$ 344,177
- ❖ Additional Grant Revenue \$ 220,483
- ❖ Sale of I-pad Revenue \$ 89,754
- ❖ ADM assumption projected using 3,118

Expenditures

- ❖ Grant Expense \$ 220,483
- ❖ True up of ALC Expenses \$ 23,247

Other

- ❖ Unassigned Fund Balance (422) re-projected to be 7,132,083, or 11.31% from 12.26% of budgeted expenditures



Food Service Fund

- ❖ Operating the Summer Food Service Program (SSO) & National School Lunch Program (NSLP), National School Breakfast Program (NSBP), Community Eligibility Provision (CEP) Program, Free School Meal (FSM) Program, and CACFP Program.
- ❖ Added Capital Expenditures \$ 89,100

Community Education Fund

- ❖ Adding the FEC Program Manager \$ 68,010
- ❖ Addition of the grant revenue and expenses \$ 97,341

Building/Construction Fund

- ❖ Deferred Maintenance Health and Safety Bonds 2024A Revenue \$11,587,878
- ❖ Deferred Maintenance Health and Safety Bonds 2024A Expenses \$ 4,174,790

Debt Service Fund

- ❖ Bond principal and interest payments scheduled for FY24

Internal Service Fund

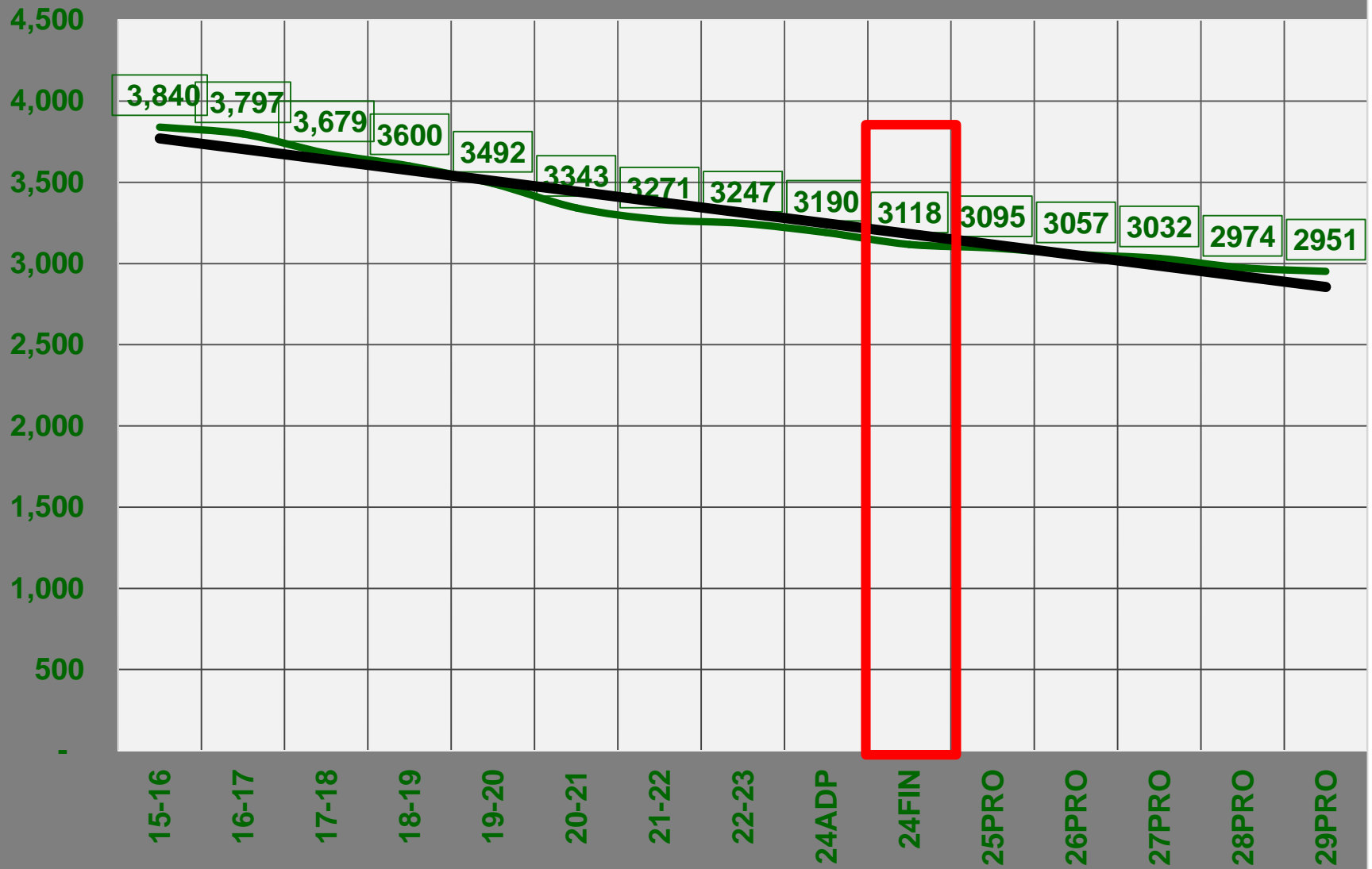
- ❖ Collection of insurance premiums and related payments of claims
- ❖ Anticipated claims for 187 employee policy holders out of 281 possible.

Irrevocable Trust Fund

- ❖ District share of retiree insurance payments
- ❖ Removed Implicit Rate Subsidy from budget



Faribault Public Schools End of Year Average Daily Membership



Faribault Public Schools
Budget / Fund Balance Overview
2023-2024 Adopted Budget

	Beginning Fund Balance	Revenues	Expenditures	Transfers	End of Year Proj. Balance	Net Increase or Decrease
General Fund - 01						
422 Unassigned Fund Balan	6,255,879	49,373,809	47,742,005	-	7,887,683	1,631,804
	10.72%				12.87%	2.16%
Restricted						
401 Student Activities	109,796	90,000	85,547	-	114,249	4,453
403 Staff Development	51,482	501,516	474,203	-	78,795	27,313
424 Operating Capital	185,013	974,424	1,087,965	-	71,472	(113,541)
428 Learning and Development		623,835	623,835	-	-	-
434 Area Learning Center		865,265	865,265	-	-	-
434 Targeted Services	278,627	602,125	569,251	-	311,501	32,874
438 Gifted and Talented		45,669	45,669	-	-	-
441 Basic Skills Programs		8,439,053	8,439,053	-	-	-
TBD Library Aid		54,242	54,242	-	-	-
448 Achievement and Integration Revenue		753,472	753,472	-	-	-
449 Safe Schools Levy	27,048	114,772	123,852	-	17,968	(9,080)
459 Basic Skills Extended Time		-	-	-	-	-
467 Long-Term Facilities Maint	(48,386)	1,306,382	1,351,432	-	(93,436)	(45,050)
472 Medical Assistance	-	500,000	500,000	-	-	-
Subtotal Restricted	603,580	14,870,755	14,973,786	-	500,549	(103,031)
460 Nonspendable	35,426	-	-	-	35,426	-
Assigned Funds						
462 Assigned (CVSEC LT Receivable)	318,827	-	-	-	318,827	-
Total General Fund	7,213,712	64,244,564	62,715,791	-	8,742,485	1,528,773

Food Service Fund - 02						
464 Restricted	1,611,329	2,446,176	2,342,771	-	1,714,734	103,405

Community Services - 04						
464 Restricted	-	197,888	194,630	-	3,258	3,258
Restricted / Reserved						
431 Community Education	379,832	1,057,291	1,110,054	-	327,069	(52,763)
432 Early Childhood	203,008	245,233	297,368	-	150,873	(52,135)
444 School Readiness	78,813	1,342,559	1,356,102	-	65,270	(13,543)
447 Adult Basic Education	146,110	497,997	497,997	-	146,110	-
Restricted/Reserved - Subtotal	807,763	3,143,080	3,261,521	-	689,322	(118,441)
Total Community Education	807,763	3,340,968	3,456,151	-	692,580	(115,183)
Construction - 06						
464 Restricted	<u>-</u>	<u>10,777,500</u>	<u>565,000</u>	<u>-</u>	<u>10,212,500</u>	<u>10,212,500</u>
Debt Service - 07						
464 Restricted	<u>530,297</u>	<u>2,417,634</u>	<u>2,257,500</u>	<u>-</u>	<u>690,431</u>	<u>160,134</u>
Internal Service Fund - 20						
	<u>785,232</u>	<u>2,870,478</u>	<u>2,814,952</u>	<u>-</u>	<u>840,758</u>	<u>55,526</u>
OPEB Irrevocable Trust - 45						
	<u>2,134,588</u>	<u>190,523</u>	<u>424,000</u>	<u>-</u>	<u>1,901,111</u>	<u>(233,477)</u>
<u>Total All Funds:</u>	13,082,921	86,287,843	74,576,165	-	24,794,599	11,711,678

Faribault Public Schools
Budget / Fund Balance Overview
2023-2024 Final Budget Revision

	Beginning Fund Balance	Revenues	Expenditures	Transfers	End of Year Proj. Balance	Net Increase or Decrease
General Fund - 01						
422 Unassigned Fund Balan	6,566,569 11.18%	50,234,961	49,677,858	8,411	7,132,083 11.31%	565,514 0.13%
Restricted						
401 Student Activities	108,718	90,000	85,547	-	113,171	4,453
403 Staff Development	44,539	491,715	501,929	-	34,325	(10,214)
424 Operating Capital	306,646	958,544	940,711	-	324,479	17,833
428 Learning and Development		589,604	589,604	-	-	-
434 Area Learning Center		1,209,442	911,498	-	297,944	297,944
434 Targeted Services	481,722	539,000	405,430	-	615,292	133,570
438 Gifted and Talented		45,149	45,149	-	-	-
441 Basic Skills Programs		6,917,018	6,917,018	-	-	-
439 EL Support Aid	-	1,289,600	1,289,600	-	-	-
412 Literacy Incentive Aid	-	110,347	47,451	-	62,896	62,896
314 Paraprofessional Training	-	39,490	39,490	-	-	-
373 Student Support Personnel School		40,000	40,000	-	-	-
374 Student Support Personnel Co-op		40,000	40,000	-	-	-
443 School Library Aid		55,174	55,174	-	-	-
448 Achievement and Integration Revenue		734,930	734,930	-	-	-
449 Safe Schools Levy	149,335	114,772	123,852	-	140,255	(9,080)
467 Long-Term Facilities Maint	9,156	1,268,555	1,353,932	-	(76,221)	(85,377)
472 Medical Assistance	-	700,000	700,000	-	-	-
Subtotal Restricted	1,100,116	15,233,340	14,821,315	-	1,512,141	412,025
460 Nonspendable	8,411	-	-	(8,411)	-	(8,411)
Assigned Funds						
460 Assigned (CVSEC LT Receivable)	318,827	-	-	-	318,827	-
Total General Fund	7,993,923	65,468,301	64,499,173	-	8,963,051	969,128

Food Service Fund - 02						
464 Restricted	<u>1,863,261</u>	<u>2,802,874</u>	<u>2,881,647</u>	<u>-</u>	<u>1,784,488</u>	<u>(78,773)</u>
Community Services - 04						
464 Restricted	9,559	336,474	329,786	-	16,247	6,688
Restricted / Reserved						
431 Community Education	417,422	1,962,272	1,942,942	-	436,752	19,330
432 Early Childhood	192,083	206,377	313,747	-	84,713	(107,370)
444 School Readiness	205,966	1,342,559	1,306,678	-	241,847	35,881
447 Adult Basic Education	147,101	587,390	593,483	-	141,008	(6,093)
Restricted/Reserved - Subtotal	962,572	4,098,598	4,156,850	-	904,320	(58,252)
Total Community Education	972,131	4,435,072	4,486,636	-	920,567	(51,564)
Construction - 06						
464 Restricted	<u>-</u>	<u>11,665,131</u>	<u>4,714,790</u>	<u>-</u>	<u>6,950,341</u>	<u>6,950,341</u>
Debt Service - 07						
464 Restricted	<u>564,067</u>	<u>2,417,634</u>	<u>2,257,500</u>	<u>-</u>	<u>724,201</u>	<u>160,134</u>
Internal Service Fund - 20						
	<u>907,477</u>	<u>2,870,478</u>	<u>2,814,952</u>	<u>-</u>	<u>963,003</u>	<u>55,526</u>
OPEB Irrevocable Trust - 45						
	<u>2,341,715</u>	<u>190,523</u>	<u>217,000</u>	<u>-</u>	<u>2,315,238</u>	<u>(26,477)</u>
<u>Total All Funds:</u>	14,642,574	89,850,013	81,871,698	-	22,620,889	7,978,315

Faribault Public Schools
Budget Summary of Governmental Funds
FY 2023-2024 Final Budget Revision

	Total All Governmental Funds	General Fund	Food Service Fund	Community Service Fund	Building Fund	Debt Service Fund	Internal Service Fund	Irrevocable Trust Fund
REVENUES								
Local Property Tax Levies	\$ 11,904,341	\$ 9,339,490		\$ 347,917		\$ 2,216,934		
Other Local and County Revenues	\$ 6,961,130	\$ 1,832,275	\$ 342,469	\$ 1,643,132	\$ 77,253	\$ 5,000	\$ 2,870,478	\$ 190,523
Revenues from State Sources	\$ 50,159,127	\$ 48,016,234	\$ 333,500	\$ 1,613,693		\$ 195,700		
Revenues from Federal Sources	\$ 9,237,537	\$ 6,280,302	\$ 2,126,905	\$ 830,330				
Total Revenues	\$ 78,262,135	\$ 65,468,301	\$ 2,802,874	\$ 4,435,072	\$ 77,253	\$ 2,417,634	\$ 2,870,478	\$ 190,523
EXPENDITURES								
Administration	\$ 2,166,787	\$ 2,166,787						
District Support Services	\$ 1,878,601	\$ 1,878,601						
Regular Instruction	\$ 27,360,546	\$ 27,360,546						
Vocational Education Instruction	\$ 503,534	\$ 503,534						
Special Education Instruction	\$ 14,302,898	\$ 14,302,898						
Community Education and Services	\$ 4,323,086			\$ 4,323,086				
Instructional Support Services	\$ 5,206,519	\$ 5,206,519						
Pupil Support Services	\$ 9,723,191	\$ 6,677,994	\$ 2,881,647	\$ 163,550				
Sites and Buildings	\$ 10,873,084	\$ 6,158,294			\$ 4,714,790			
Fiscal/Other Fixed Costs Programs	\$ 5,533,452	\$ 244,000				\$ 2,257,500	\$ 2,814,952	\$ 217,000
Total Expenditures	\$ 81,871,698	\$ 64,499,173	\$ 2,881,647	\$ 4,486,636	\$ 4,714,790	\$ 2,257,500	\$ 2,814,952	\$ 217,000
OTHER FINANCING SOURCES (USES)	\$ 11,587,878	\$ -	\$ -	\$ -	\$ 11,587,878	\$ -	\$ -	\$ -

**Faribault Public Schools
Expenditures by Object of Governmental Funds
FY 2023-2024 Final Budget Revision**

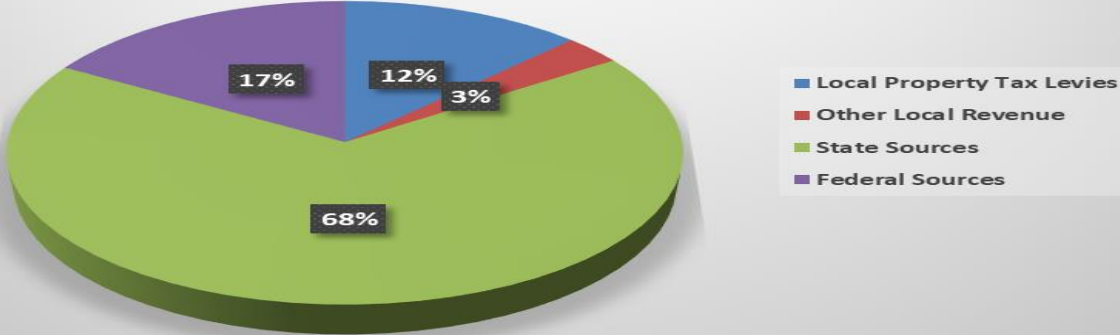
	Total All Governmental Funds	General Fund	Food Service Fund	Community Service Fund	Building Fund	Debt Service Fund	Internal Service Fund	Irrevocable Trust Fund
EXPENDITURES								
Salaries and Wages	\$ 39,426,310	\$ 36,691,729	\$ 115,657	\$ 2,618,924				
Employee Benefits	\$ 13,830,854	\$ 12,743,620	\$ 48,058	\$ 841,176				\$ 198,000
Purchased Services	\$ 12,863,014	\$ 9,419,104	\$ 2,335,430	\$ 569,345	\$ 520,135			\$ 19,000
Supplies and Materials	\$ 3,577,618	\$ 2,956,280	\$ 262,149	\$ 359,189				
Capital Expenditures	\$ 6,431,258	\$ 2,066,851	\$ 120,353	\$ 49,399	\$ 4,194,655			
Debt Service	\$ 2,257,500	\$ -	\$ -	\$ -		\$ 2,257,500		
Other Expenditures	\$ 3,485,144	\$ 621,589	\$ -	\$ 48,603			\$ 2,814,952	
Total Expenditures	\$ 81,871,698	\$ 64,499,173	\$ 2,881,647	\$ 4,486,636	\$ 4,714,790	\$ 2,257,500	\$ 2,814,952	\$ 217,000



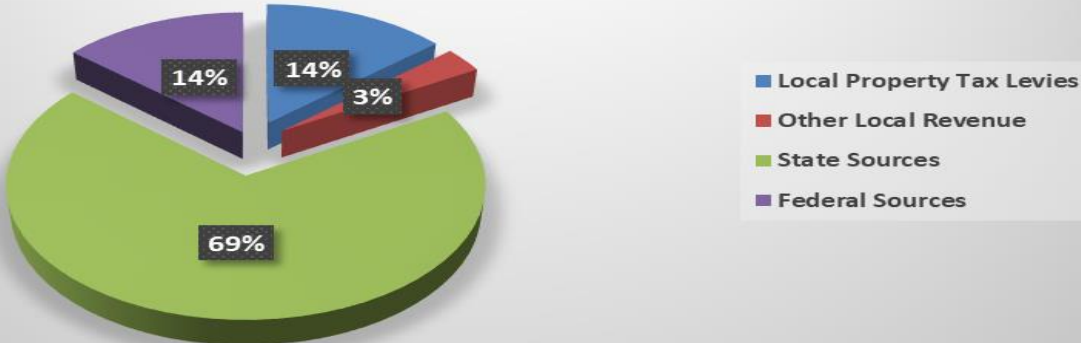
**Faribault Public Schools
General Fund Comparative Information**

	Actual FY 2021-2022	Actual FY 2022-2023	Final Budget FY 2023-2024
REVENUES			
Local Property Tax Levies	\$ 7,418,642	\$ 8,057,230	\$ 9,339,490
Other Local and County Revenues	\$ 1,468,859	\$ 2,206,313	\$ 1,832,275
Revenues from State Sources	\$ 40,419,334	\$ 41,770,173	\$ 48,016,234
Revenues from Federal Sources	\$ 11,153,346	\$ 8,501,480	\$ 6,280,302
Total Revenues	\$ 60,460,181	\$ 60,535,196	\$ 65,468,301
EXPENDITURES			
Administration	\$ 2,066,291	\$ 2,144,641	\$ 2,166,787
District Support Services	\$ 1,512,696	\$ 1,705,874	\$ 1,878,601
Regular Instruction	\$ 26,900,301	\$ 23,835,011	\$ 27,360,546
Vocational Education Instruction	\$ 559,053	\$ 479,557	\$ 503,534
Special Education Instruction	\$ 11,919,531	\$ 14,031,890	\$ 14,302,898
Instructional Support Services	\$ 4,888,786	\$ 4,835,715	\$ 5,206,519
Pupil Support Services	\$ 6,700,314	\$ 6,349,835	\$ 6,677,994
Sites and Buildings	\$ 5,756,535	\$ 6,355,490	\$ 6,158,294
Fiscal/Other Fixed Costs Programs	\$ 197,007	\$ 226,286	\$ 244,000
Total Expenditures	\$ 60,500,514	\$ 59,964,299	\$ 64,499,173
OTHER FINANCING SOURCES (USES)	\$ -	\$ -	\$ -
Excess (Deficiency) of Revenues	<hr/>		
Over (Under) Expenditures	\$ (40,333)	\$ 570,897	\$ 969,128
Fund Balance - July 1	\$ 7,782,186	\$ 7,741,853	\$ 8,312,750
Fund Balance - June 30	\$ 7,741,853	\$ 8,312,750	\$ 9,281,878

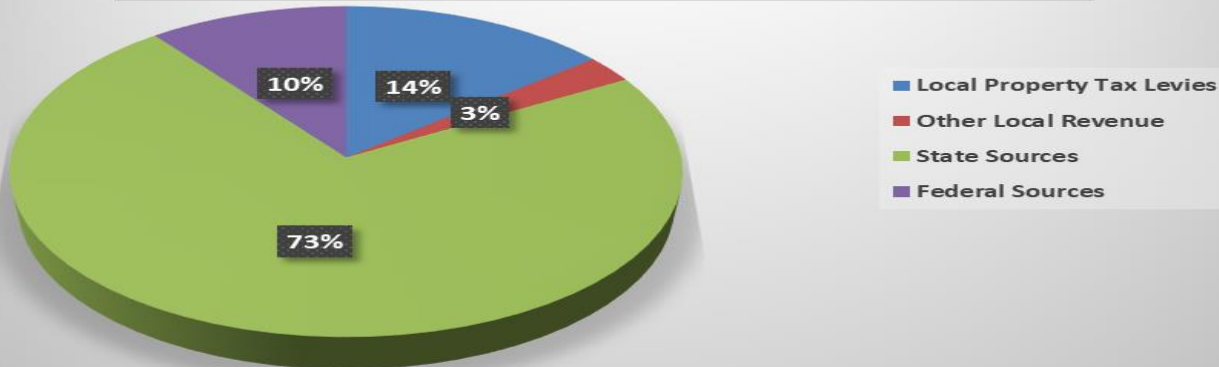
FY 2021-22 General Fund Revenue by Source



FY2022-23 General Fund Revenue by Source



FY 2023-24 General Fund Revenue by Source

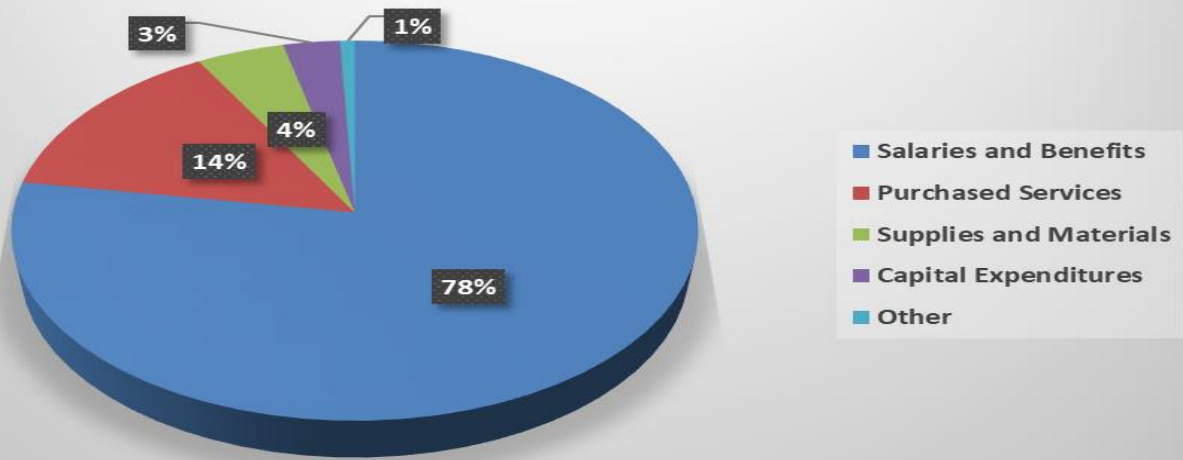


**Faribault Public Schools
General Fund Comparative Information
Expenditures by Object**

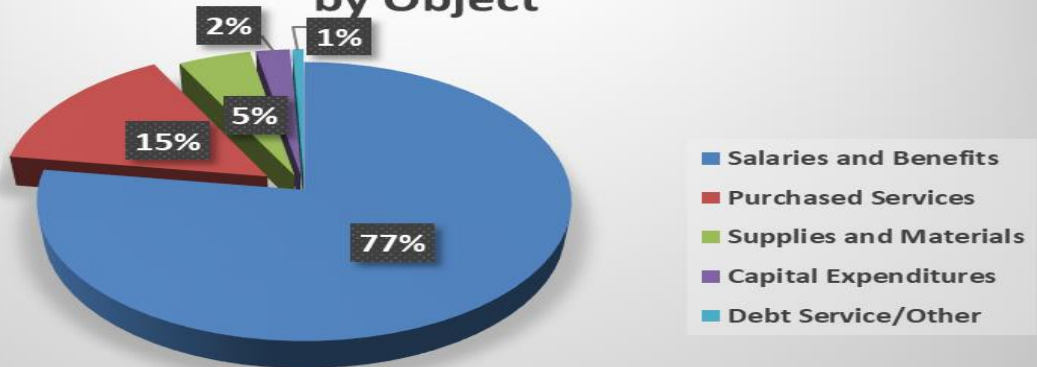
	Actual FY 2021-2022	Actual FY 2022-2023	Final Budget FY 2023-2024
EXPENDITURES			
Salaries and Wages	\$ 34,072,797	\$ 33,005,988	\$ 36,691,729
Employee Benefits	\$ 12,526,173	\$ 12,162,444	\$ 12,743,620
Purchased Services	\$ 8,122,307	\$ 9,479,864	\$ 9,419,104
Supplies and Materials	\$ 3,250,605	\$ 3,458,960	\$ 2,956,280
Capital Expenditures	\$ 2,048,530	\$ 1,504,425	\$ 2,066,851
Other Expenditures	\$ 385,102	\$ 506,037	\$ 621,589
Total Expenditures	\$ 60,405,514	\$ 60,117,718	\$ 64,499,173



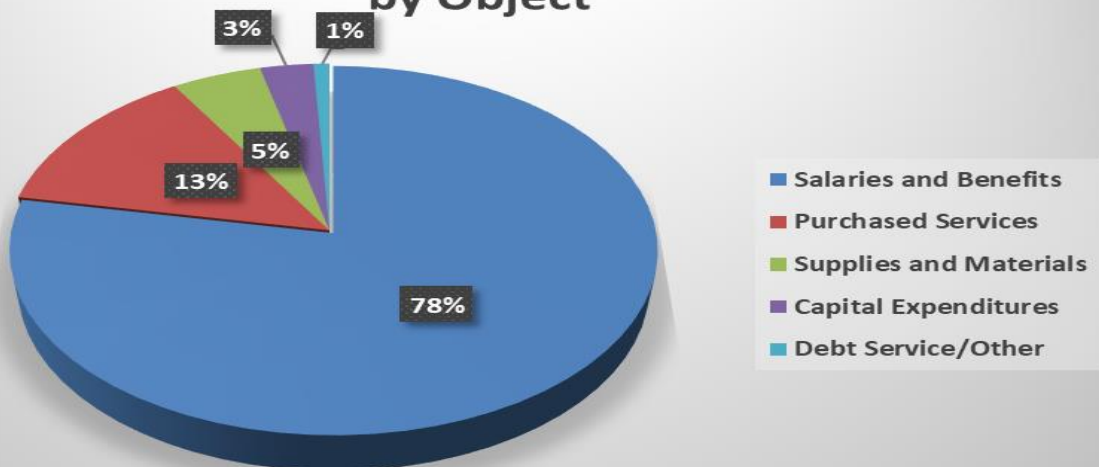
FY 2021-2022 General Fund Expenditures by Object



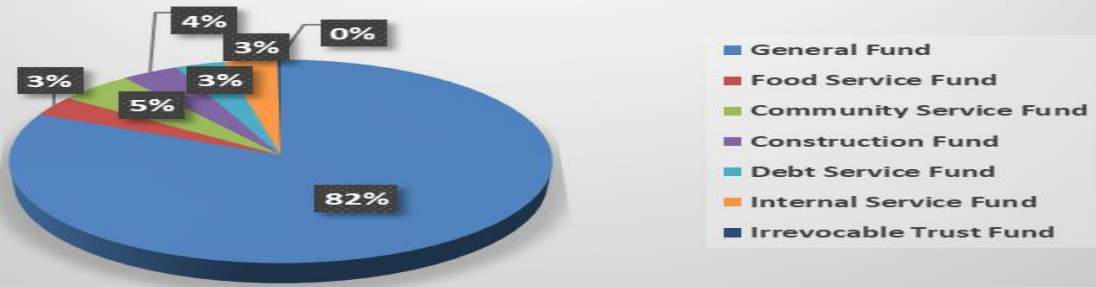
FY 2022-23 General Fund Expenditures by Object



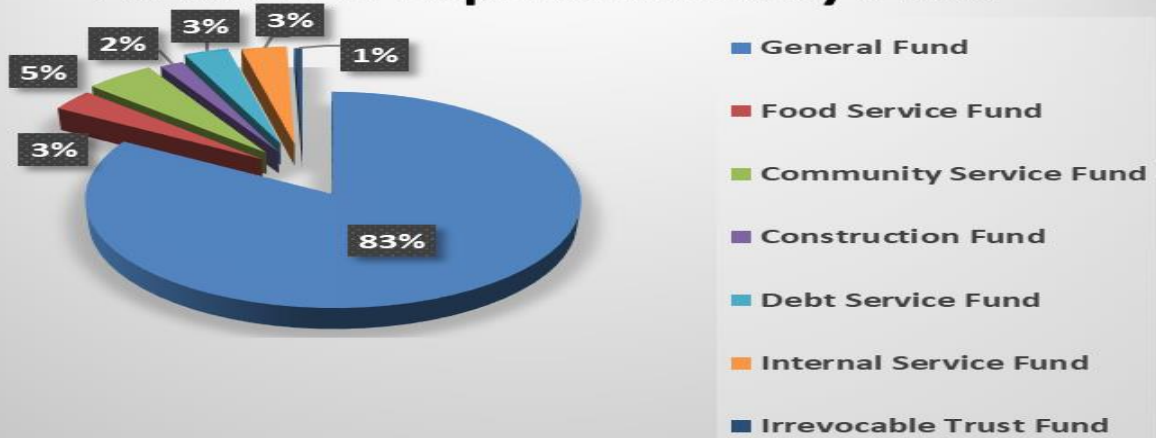
FY 2023-24 General Fund Expenditures by Object



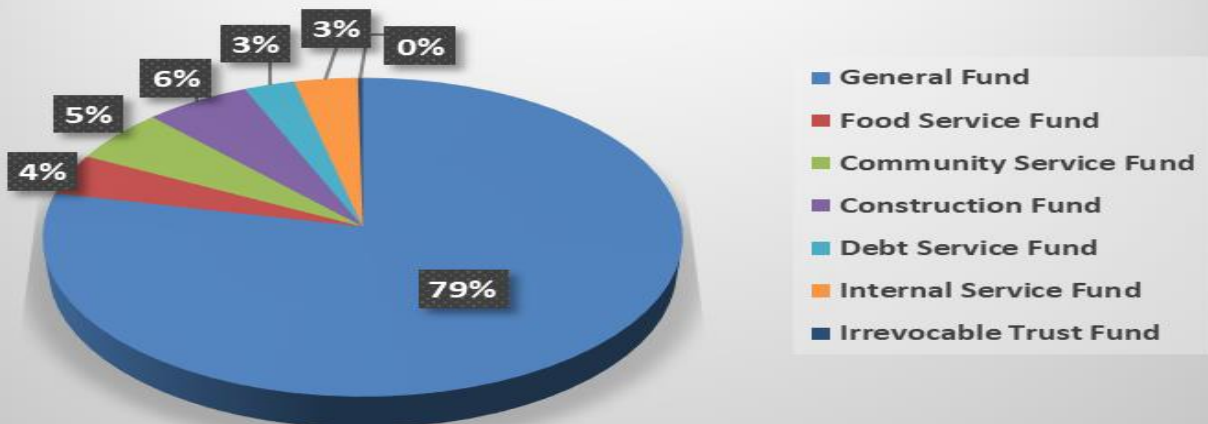
FY2021-22 Expenditures by Fund



FY2022-23 Expenditures by Fund



FY2023-24 Expenditures by Fund



**Faribault Public Schools
Food Service Fund Comparative Information**

	Actual FY 2021-2022	Actual FY 2022-2023	Final Budget FY 2023-2024
REVENUES			
Other Local Revenues	\$ 200,550	\$ 461,800	\$ 342,469
Revenues from State Sources	\$ 50,257	\$ 91,429	\$ 333,500
Revenues from Federal Sources	\$ 2,984,450	\$ 1,975,728	\$ 2,126,905
Total Revenues	\$ 3,235,257	\$ 2,528,957	\$ 2,802,874
EXPENDITURES			
Pupil Support Services	\$ 2,255,453	\$ 2,272,035	\$ 2,881,647
Total Expenditures	\$ 2,255,453	\$ 2,272,035	\$ 2,881,647
Excess (Deficiency) of Revenues			
Over (Under) Expenditures	\$ 979,804	\$ 256,922	\$ (78,773)
Fund Balance - July 1	\$ 626,535	\$ 1,606,339	\$ 1,863,261
Fund Balance - June 30	\$ 1,606,339	\$ 1,863,261	\$ 1,784,488



Faribault Public Schools
Community Education Fund Comparative Information

	Actual FY 2021-2022	Actual FY 2022-2023	Final Budget FY 2023-2024
REVENUES			
Local Property Tax Levies	\$ 366,911	\$ 369,021	\$ 347,917
Other Local Revenues	\$ 1,214,859	\$ 1,591,395	\$ 1,643,132
Revenues from State Sources	\$ 1,307,899	\$ 1,208,886	\$ 1,613,693
Revenues from Federal Sources	\$ 459,022	\$ 338,598	\$ 830,330
Total Revenues	\$ 3,348,691	\$ 3,507,900	\$ 4,435,072
EXPENDITURES			
General Community Education	\$ 940,990	\$ 851,567	\$ 1,447,233
Adults with Disabilities	\$ 90,259	\$ 89,046	\$ 110,520
Adult Basic/Continuing Education	\$ 594,632	\$ 510,911	\$ 593,483
School Age Care	\$ 259,350	\$ 313,301	\$ 362,774
Early Childhood Family Education	\$ 190,845	\$ 242,985	\$ 313,747
School Readiness	\$ 1,126,828	\$ 1,302,310	\$ 1,306,678
Preschool Screening	\$ 19,365	\$ 16,535	\$ 13,942
Youth Development/Youth Services	\$ 83,996	\$ 68,076	\$ 106,097
Other Community Programs	\$ 57,898	\$ 48,978	\$ 68,612
Pupil Support Services	\$ 114,457	\$ 115,552	\$ 163,550
Total Expenditures	\$ 3,478,620	\$ 3,559,261	\$ 4,486,636
Excess (Deficiency) of Revenues			
Over (Under) Expenditures	<u>\$ (129,929)</u>	<u>\$ (51,361)</u>	<u>\$ (51,564)</u>
Fund Balance - July 1	\$ 1,153,421	\$ 1,023,492	\$ 972,131
Fund Balance - June 30	\$ 1,023,492	\$ 972,131	\$ 920,567

Faribault Public Schools Building/Construction Fund Comparative Information

	Actual FY 2021-2022	Actual FY 2022-2023	Final Budget FY 2023-2024
REVENUES			
Other Local Revenues	\$ 14,294	\$ 20,563	\$ 77,253
Total Revenues	\$ 14,294	\$ 20,563	\$ 77,253
EXPENDITURES			
Sites and Buildings	\$ 2,606,734	\$ 1,079,001	\$ 4,714,790
Total Expenditures	\$ 2,606,734	\$ 1,079,001	\$ 4,714,790
OTHER FINANCING SOURCES (USES)	\$ -	\$ -	\$ 11,587,878
Excess (Deficiency) of Revenues			
Over (Under) Expenditures	<u>\$ (2,592,440)</u>	<u>\$ (1,058,438)</u>	<u>\$ 6,950,341</u>
Fund Balance - July 1	\$ 3,650,878	\$ 1,058,438	\$ -
Fund Balance - June 30	\$ 1,058,438	\$ -	\$ 6,950,341





**Faribault Public Schools
Debt Service Fund Comparative Information**

	Actual FY 2021-2022	Actual FY 2022-2023	Final Budget FY 2023-2024
REVENUES			
Local Property Tax Levies	\$ 2,054,401	\$ 2,030,971	\$ 2,216,934
State Aids	\$ 196,495	\$ 195,699	\$ 195,700
Other Local and County Revenues	\$ 4,811	\$ 48,973	\$ 5,000
Total Revenues	\$ 2,255,707	\$ 2,275,643	\$ 2,417,634
EXPENDITURES			
Fiscal/Other Fixed Costs Programs	\$ 2,253,625	\$ 2,255,750	\$ 2,257,500
Total Expenditures	\$ 2,253,625	\$ 2,255,750	\$ 2,257,500
OTHER FINANCING SOURCES (USES)	\$ -	\$ -	\$ -
Excess (Deficiency) of Revenues			
Over (Under) Expenditures	\$ 2,082	\$ 19,893	\$ 160,134
Fund Balance - July 1	\$ 542,092	\$ 544,174	\$ 564,067
Fund Balance - June 30	\$ 544,174	\$ 564,067	\$ 724,201

**Faribault Public Schools
Internal Service Fund Comparative Information**

	Actual FY 2021-2022	Actual FY 2022-2023	Final Budget FY 2023-2024
REVENUES			
Other Local Revenues	\$ 2,760,648	\$ 2,737,324	\$ 2,870,478
Total Revenues	\$ 2,760,648	\$ 2,737,324	\$ 2,870,478
EXPENDITURES			
Fiscal/Other Fixed Costs Programs	\$ 2,432,507	\$ 2,184,088	\$ 2,814,952
Total Expenditures	\$ 2,432,507	\$ 2,184,088	\$ 2,814,952
Excess (Deficiency) of Revenues Over (Under) Expenditures	<u>\$ 328,141</u>	<u>\$ 553,236</u>	<u>\$ 55,526</u>
Fund Balance - July 1	\$ 26,100	\$ 354,241	\$ 907,477
Fund Balance - June 30	\$ 354,241	\$ 907,477	\$ 963,003





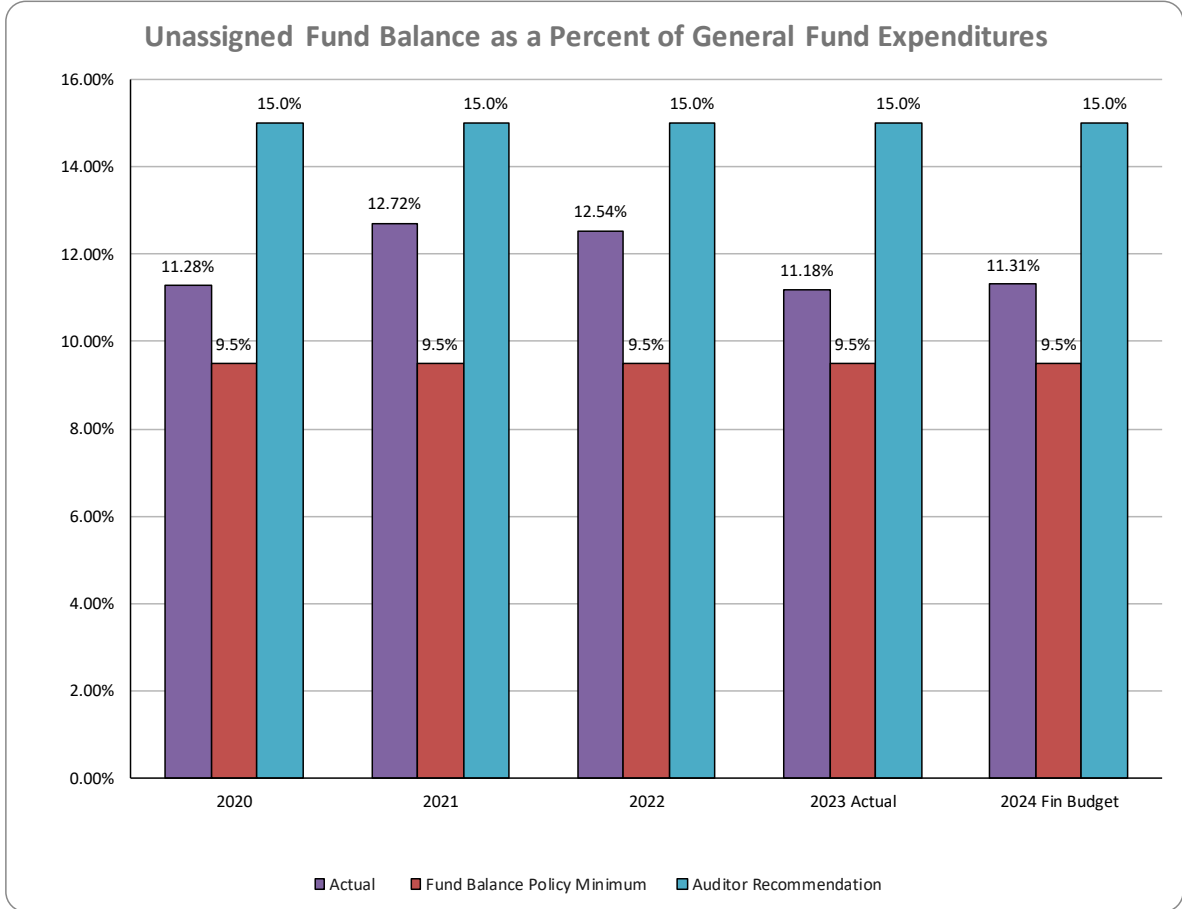
**Faribault Public Schools
Irrevocable Trust Fund Comparative Information**

	Actual FY 2021-2022	Actual FY 2022-2023	Final Budget FY 2023-2024
REVENUES			
Other Local Revenues	\$ (362,226)	\$ 158,330	\$ 190,523
Total Revenues	\$ (362,226)	\$ 158,330	\$ 190,523
EXPENDITURES			
Fiscal/Other Fixed Costs Programs	\$ 142,891	\$ 205,203	\$ 217,000
Total Expenditures	\$ 142,891	\$ 205,203	\$ 217,000
Excess (Deficiency) of Revenues Over (Under) Expenditures	<u>\$ (505,117)</u>	<u>\$ (46,873)</u>	<u>\$ (26,477)</u>
Fund Balance - July 1	\$ 2,893,705	\$ 2,388,588	\$ 2,341,715
Fund Balance - June 30	\$ 2,388,588	\$ 2,341,715	\$ 2,315,238

Faribault Public Schools
Unassigned Fund Balance as a Percent of General Fund Expenditures

	2020	2021	2022	2023 Actual	2024 Fin Budget
Ending Unassigned Fund Balance	5,950,171	6,808,558	6,613,361	6,566,569	7,132,083
General Fund Expenditures*	52,755,040	53,538,523	58,375,599	58,718,772	63,059,694
Fund Balance Policy Minimum	5,011,729	5,086,160	5,545,682	5,578,283	5,990,671
Auditor Recommendation	7,913,256	8,030,778	8,756,340	8,807,816	9,458,954

	2020	2021	2022	2023 Actual	2024 Fin Budget
Actual	11.28%	12.72%	12.54%	11.18%	11.31%
Fund Balance Policy Minimum	9.5%	9.5%	9.5%	9.5%	9.5%
Auditor Recommendation	15.0%	15.0%	15.0%	15.0%	15.0%




*Less LTFM and Student Activities per Policy 714 Fund Balances.



SPECIAL THANKS TO:

- Brett Martindale - Controller
- Kim Hagen - Accounts Receivable/Food Service
- Jill Boudreau - Accounts Payable/P-card
- Delilah Delgado - Payroll
- Brenda Pittman - MARSS



QUESTIONS??



WE ARE FARIBAULT




2023-2024 Final Budget Revision

Presented by:

Scott Gerdes, Director of Finance & Operations

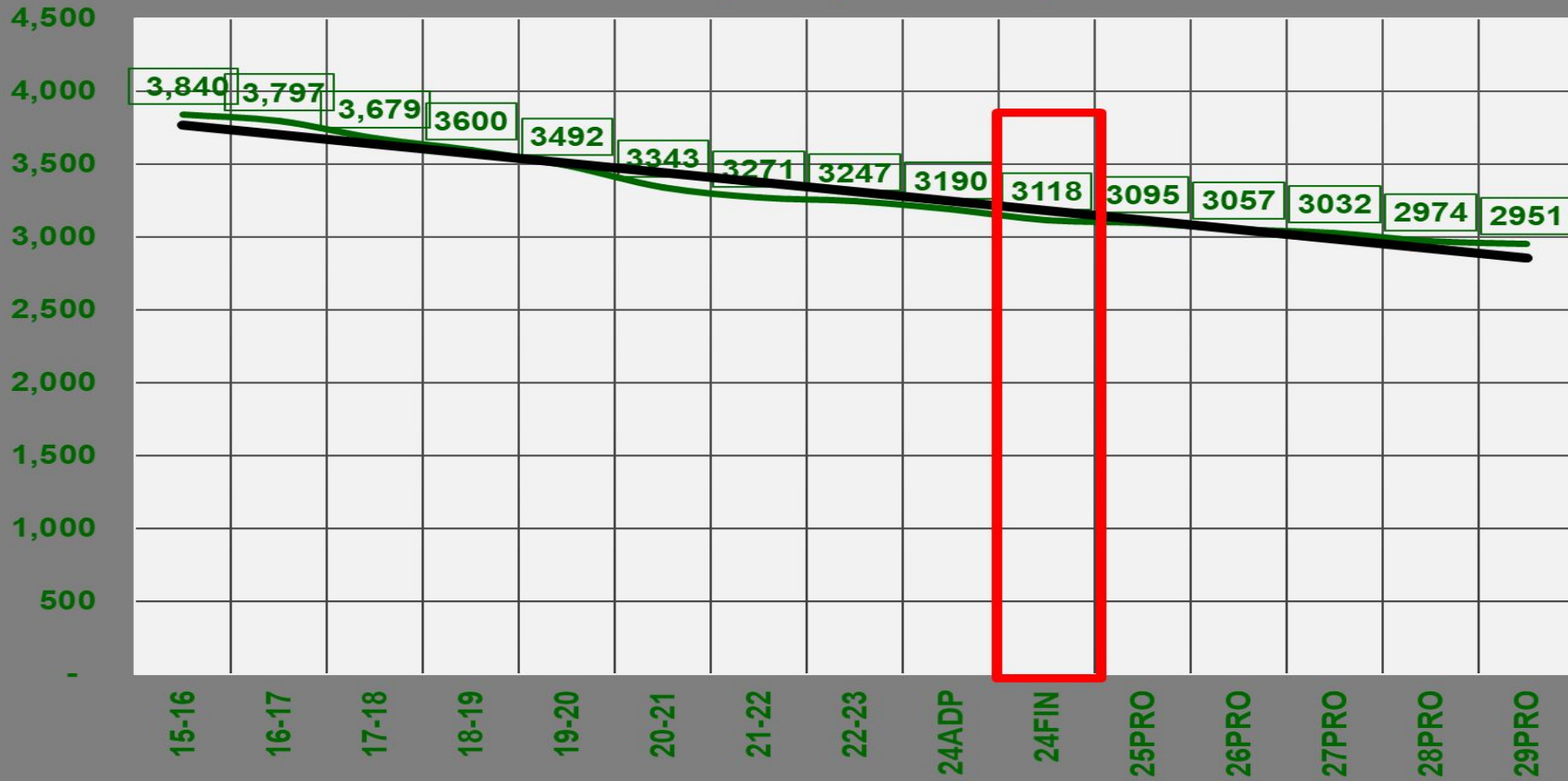
June 3, 2024



Year of Changes

- **7 New Finance Codes**
- **3 New Fund Balances**
- **7 New Categorical Aids**
- **6 Revisions to Existing**
- **25+ New Grants**
- **764 New UFARS codes**

Faribault Public Schools End of Year Average Daily Membership





422 CHANGES

- #1 Reduction of 16 ADM from the budget**
- #2 Over 140 EL Students that have funded out**
- #3 Compensatory Aid Shift from Unrestricted to Restricted**
- ** No Significant Changes in all Categorical Aid**

Faribault Public Schools

Budget / Fund Balance Overview

2023-2024 Final Budget Revision

	Beginning Fund Balance	Revenues	Expenditures	Transfers	End of Year Proj. Balance	Net Increase or Decrease
<i>General Fund - 01</i>						
422 Unassigned Fund Balan	6,566,569	50,234,961	49,677,858	8,411	7,132,083	565,514
	11.1%				11.31%	0.13%
Restricted						
401 Student Activities	108,718	90,000	85,547	-	113,171	4,453
403 Staff Development	44,539	491,715	501,929	-	34,325	(10,214)
424 Operating Capital	306,646	358,544	340,711	-	324,479	17,833
428 Learning and Development		589,604	589,604	-	-	-
434 Area Learning Center		1,209,442	911,498	-	297,944	297,944
434 Targeted Services	481,722	539,000	405,430	-	615,292	133,570
438 Gifted and Talented		45,149	45,149	-	-	-
441 Basic Skills Programs		6,917,018	6,917,018	-	-	-
439 EL Support Aid	-	1,289,600	1,289,600	-	-	-
412 Literacy Incentive Aid	-	110,347	47,451	-	62,896	62,896
314 Paraprofessional Training	-	39,490	39,490	-	-	-
373 Student Support Personnel School		40,000	40,000	-	-	-
374 Student Support Personnel Co-op		40,000	40,000	-	-	-
443 School Library Aid		55,174	55,174	-	-	-
448 Achievement and Integration Revenue		734,930	734,930	-	-	-
449 Safe Schools Levy	149,335	114,772	123,852	-	140,255	(9,080)
467 Long-Term Facilities Maint	9,156	1,268,555	1,353,932	-	(76,221)	(85,377)
472 Medical Assistance	-	700,000	700,000	-	-	-
Subtotal Restricted	1,100,116	15,233,340	14,821,315	-	1,512,141	412,025
460 Nonspendable	8,411	-	-	(8,411)	-	(8,411)
<i>Assigned Funds</i>						
460 Assigned (CVSEC LT Receivable)	318,827	-	-	-	318,827	-
Total General Fund	7,993,923	65,468,301	64,499,173	-	8,963,051	963,128

Food Service Fund - 02

464 Restricted	<u>1,863,261</u>	<u>2,802,874</u>	<u>2,881,647</u>	<u>-</u>	<u>1,784,488</u>	<u>(78,773)</u>
-----------------------	------------------	------------------	------------------	----------	------------------	-----------------

Community Services - 04

464 Restricted	3,559	336,474	329,786	-	16,247	6,688
-----------------------	-------	---------	---------	---	--------	-------

Restricted / Reserved

431 Community Education	417,422	1,962,272	1,942,942	-	436,752	19,330
432 Early Childhood	192,083	206,377	313,747	-	84,713	(107,370)
444 School Readiness	205,366	1,342,559	1,306,678	-	241,847	35,881
447 Adult Basic Education	147,101	587,390	593,483	-	141,008	(6,093)

Restricted/Reserved - Subtotal	362,572	4,098,598	4,156,850	-	904,320	(58,252)
---------------------------------------	---------	-----------	-----------	---	---------	----------

Total Community Education	972,131	4,435,072	4,486,636	-	920,567	(51,564)
----------------------------------	----------------	------------------	------------------	----------	----------------	-----------------

Construction - 06

464 Restricted	<u>-</u>	<u>11,665,131</u>	<u>4,714,790</u>	<u>-</u>	<u>6,950,341</u>	<u>6,950,341</u>
-----------------------	----------	-------------------	------------------	----------	------------------	------------------

Debt Service - 07

464 Restricted	<u>564,067</u>	<u>2,417,634</u>	<u>2,257,500</u>	<u>-</u>	<u>724,201</u>	<u>160,134</u>
-----------------------	----------------	------------------	------------------	----------	----------------	----------------

Internal Service Fund - 20

	<u>907,477</u>	<u>2,870,478</u>	<u>2,814,952</u>	<u>-</u>	<u>963,003</u>	<u>55,526</u>
--	----------------	------------------	------------------	----------	----------------	---------------

OPEB Irrevocable Trust - 45	<u>2,341,715</u>	<u>190,523</u>	<u>217,000</u>	<u>-</u>	<u>2,315,238</u>	<u>(26,477)</u>
------------------------------------	------------------	----------------	----------------	----------	------------------	-----------------

Total All Funds:	14,642,574	89,850,013	81,871,698	-	22,620,889	7,978,315
-------------------------	-------------------	-------------------	-------------------	----------	-------------------	------------------



OTHER FUND HIGHLIGHTS

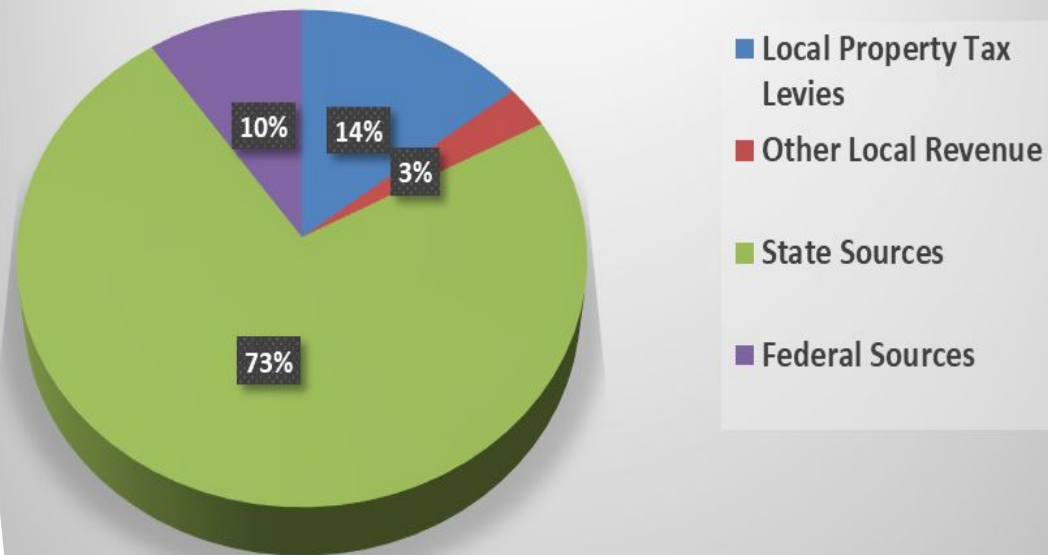
- Fund 2 Equipment Changes
- Fund 4 changes for grants and recent staffing changes
- Fund 6 Fund Balance
- Fund 7 Debt Payments 2017A and 2019A
- Fund 20 No Budget Changes
- Fund 45 No Budget Changes

Faribault Public Schools
Budget Summary of Governmental Funds
FY 2023-2024 Final Budget Revision

	Total All Governmental Funds	General Fund	Food Service Fund	Community Service Fund	Building Fund	Debt Service Fund	Internal Service Fund	Irrevocable Trust Fund
REVENUES								
Local Property Tax Levies	\$ 11,904,341	\$ 9,339,490		\$ 347,917		\$ 2,216,934		
Other Local and County Revenues	\$ 6,961,130	\$ 1,832,275	\$ 342,469	\$ 1,643,132	\$ 77,253	\$ 5,000	\$ 2,870,478	\$ 190,523
Revenues from State Sources	\$ 50,159,127	\$ 48,016,234	\$ 333,500	\$ 1,613,693		\$ 195,700		
Revenues from Federal Sources	\$ 9,237,537	\$ 6,280,302	\$ 2,126,905	\$ 830,330				
Total Revenues	\$ 78,262,135	\$ 65,468,301	\$ 2,802,874	\$ 4,435,072	\$ 77,253	\$ 2,417,634	\$ 2,870,478	\$ 190,523
	100.00%	83.65%	3.58%	5.67%	0.10%	3.09%	3.67%	0.24%
EXPENDITURES								
Administration	\$ 2,166,787	\$ 2,166,787						
District Support Services	\$ 1,878,601	\$ 1,878,601						
Regular Instruction	\$ 27,360,546	\$ 27,360,546						
Vocational Education Instruction	\$ 503,534	\$ 503,534						
Special Education Instruction	\$ 14,302,898	\$ 14,302,898						
Community Education and Services	\$ 4,323,086			\$ 4,323,086				
Instructional Support Services	\$ 5,206,519	\$ 5,206,519						
Pupil Support Services	\$ 9,723,191	\$ 6,677,994	\$ 2,881,647	\$ 163,550				
Sites and Buildings	\$ 10,873,084	\$ 6,158,294			\$ 4,714,790			
Fiscal/Other Fixed Costs Programs	\$ 5,533,452	\$ 244,000				\$ 2,257,500	\$ 2,814,952	\$ 217,000
Total Expenditures	\$ 81,871,698	\$ 64,499,173	\$ 2,881,647	\$ 4,486,636	\$ 4,714,790	\$ 2,257,500	\$ 2,814,952	\$ 217,000
OTHER FINANCING SOURCES (I	\$ 11,587,878	\$ -	\$ -	\$ -	\$ 11,587,878	\$ -	\$ -	\$ -

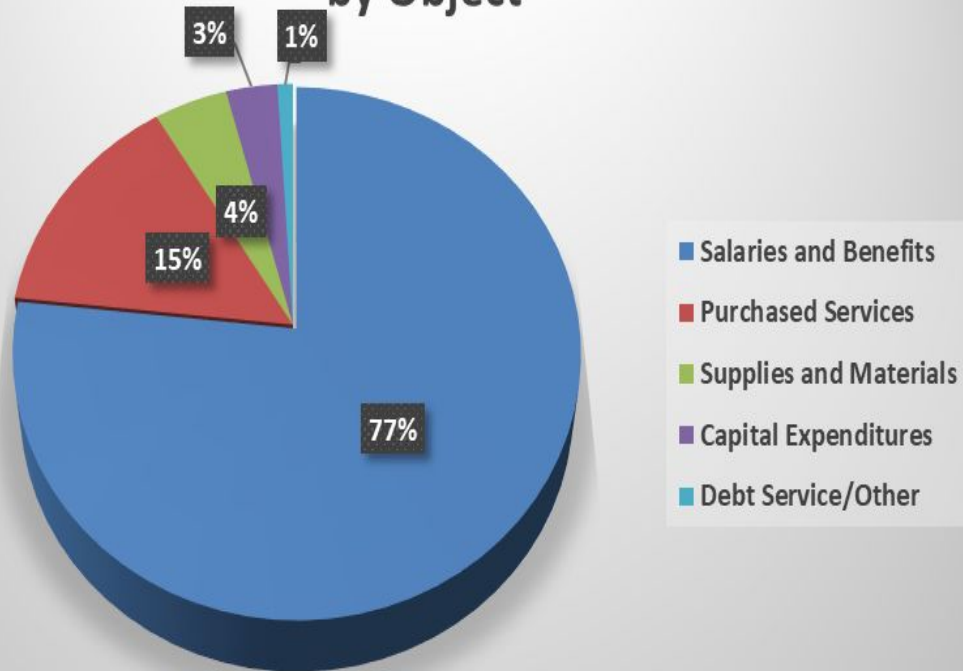


2023-2024 General Fund Revenue by Source





FY 2023-24 General Fund Expenditures by Object



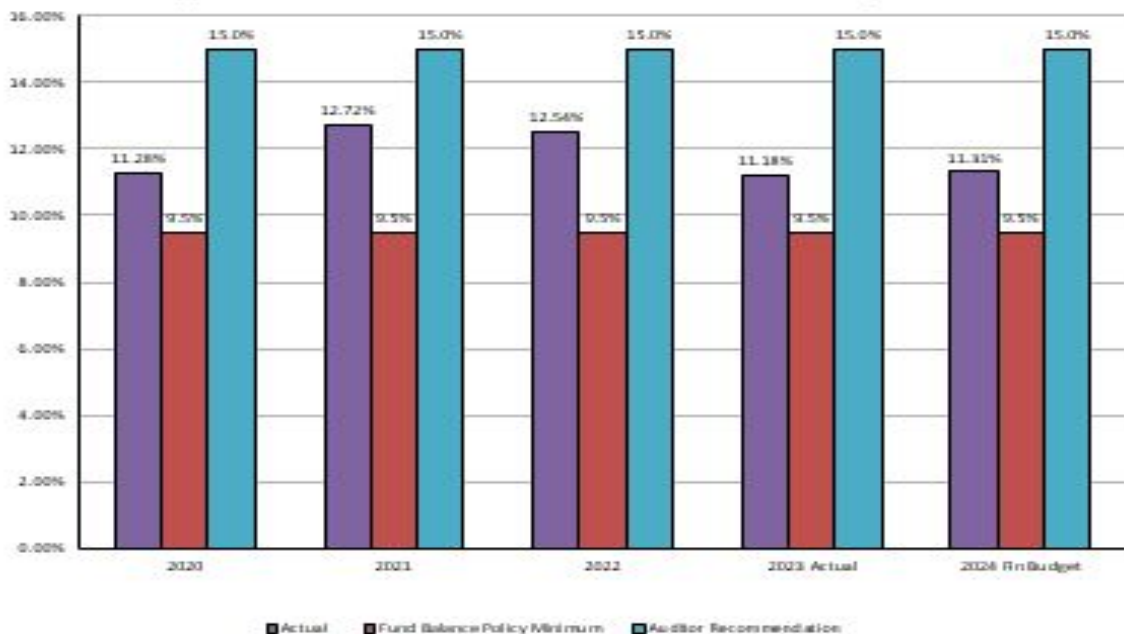
**Faribault Public Schools
Unassigned Fund Balance as a Percent of General Fund Expenditures**



	2020	2021	2022	2023 Actual	2024 Fin Budget
Ending Unassigned Fund Balance	5,950,171	6,808,558	6,613,361	6,566,569	7,132,083
General Fund Expenditures*	52,755,040	53,538,523	58,375,599	58,718,772	63,059,694
Fund Balance Policy Minimum	5,011,729	5,086,160	5,545,682	5,578,283	5,990,671
Auditor Recommendation	7,913,256	8,030,778	8,756,340	8,807,816	9,458,954

	2020	2021	2022	2023 Actual	2024 Fin Budget
Actual	11.28%	12.72%	12.54%	11.18%	11.31%
Fund Balance Policy Minimum	9.5%	9.5%	9.5%	9.5%	9.5%
Auditor Recommendation	15.0%	15.0%	15.0%	15.0%	15.0%

Unassigned Fund Balance as a Percent of General Fund Expenditures





SPECIAL THANKS TO:

Brett Martindale – Controller

Kim Hagen – Accounts Receivable/Food Service

Jill Boudreau – Accounts Payable/P-card

Delilah Delgado – Payroll

Brenda Pittman – MARSS



QUESTIONS ???

WE ARE FARIBAULT



#WeAreFaribault

Mission Statement

"Faribault Public Schools provides a high-quality and equitable education that nurtures, inspires, challenges, and empowers all students to engage and grow as learners and citizens."

#WeAreFaribault



FARIBAULT PUBLIC SCHOOLS

FY 2024-2025 ADOPTED BUDGET

JUNE 24, 2024



FARIBAULT PUBLIC SCHOOLS
SCHOOL BOARD AND DISTRICT ADMINISTRATION

SCHOOL BOARD

	<u>Position on Board</u>	<u>Term Expires on December 31</u>
John Bellingham	<i>Chair</i>	2026
Chad Wolff	<i>Vice Chair</i>	2026
Lynda Boudreau	<i>Treasurer</i>	2026
Casie Steeves	<i>Clerk</i>	2024
Linda Moore	<i>Director</i>	2026
Richard Olson	<i>Director</i>	2024
Jerry Robicheau	<i>Director</i>	2024

DISTRICT ADMINISTRATION

Jamie Bente	Superintendent
Scott Gerdes	Director of Finance and Operations
Julie Hall	Director of Teaching and Learning
Robert Dehnert	Director of Special Services
Nicole Yochum	Director of Human Resources
Zach Pruitt	Director of Community Education

FARIBAULT PUBLIC SCHOOLS

SCHOOL ADMINISTRATION

Faribault High School

Joel Olson	Principal
Ryan Wynn	Assistant Principal
Joseph Timmer	Assistant Principal

Faribault Middle School

Stacy Fox	Principal
Jesse Armbruster	Assistant Principal
Nathan Molitor	Dean of Students

Jefferson Elementary

Nick Jurrens	Principal
Scott Morrissey	Dean of Students

Lincoln Elementary

Amy Bouma	Principal
Richard Torres Jr.	Dean of Students

Roosevelt Elementary

Ashley Benhart	Principal
Taylor Ries	Dean of Students

McKinley Early Childhood Center

Olivia Sage	Coordinator
-------------	-------------

Faribault Area Learning Center

Jacob Hager	Coordinator
-------------	-------------

Faribault Education Center

Cassie Riopelle	Coordinator
-----------------	-------------

Budget Highlights:

General Fund

Revenues


❖ 2% on the funding formula	\$ 309,115
❖ New Categorical Aid for North American Indian	\$ 42,500
❖ New Categorical Aid for the Read Act	\$ 111,347
❖ EL Generated Aid	\$1,248,000
❖ Area Learning Center Fund Balance	\$ 378,415
❖ ADM assumption projected using 3,095	

Expenditures

❖ EL Cross Subsidy	\$1,167,987
❖ LTFM Budget in Positive Territory (for now)	\$ 153,276

Other

- ❖ Unassigned Fund Balance (422) re-projected to be 6,703,584, or 10.92% from 11.31% of budgeted expenditures



Food Service Fund

❖ Operating the Summer Food Service Program (SSO) & National School Lunch Program (NSLP), National School Breakfast Program (NSBP), Community Eligibility Provision (CEP) Program, Free School Meal (FSM) Program, and CACFP Program.	
❖ More Federal Revenue over State Revenue	\$165,000
❖ New Table Allocation	\$135,000

Community Education Fund

- ❖ Additional Grant Revenue/Expense \$ 892,140
- ❖ No significant change to overall fund balance \$ -0-

Building/Construction Fund

- ❖ Deferred Maintenance Health and Safety Bonds 2024A Expenses \$ 3,713,542

Debt Service Fund

- ❖ Bond principal and interest payments scheduled for FY25

Internal Service Fund

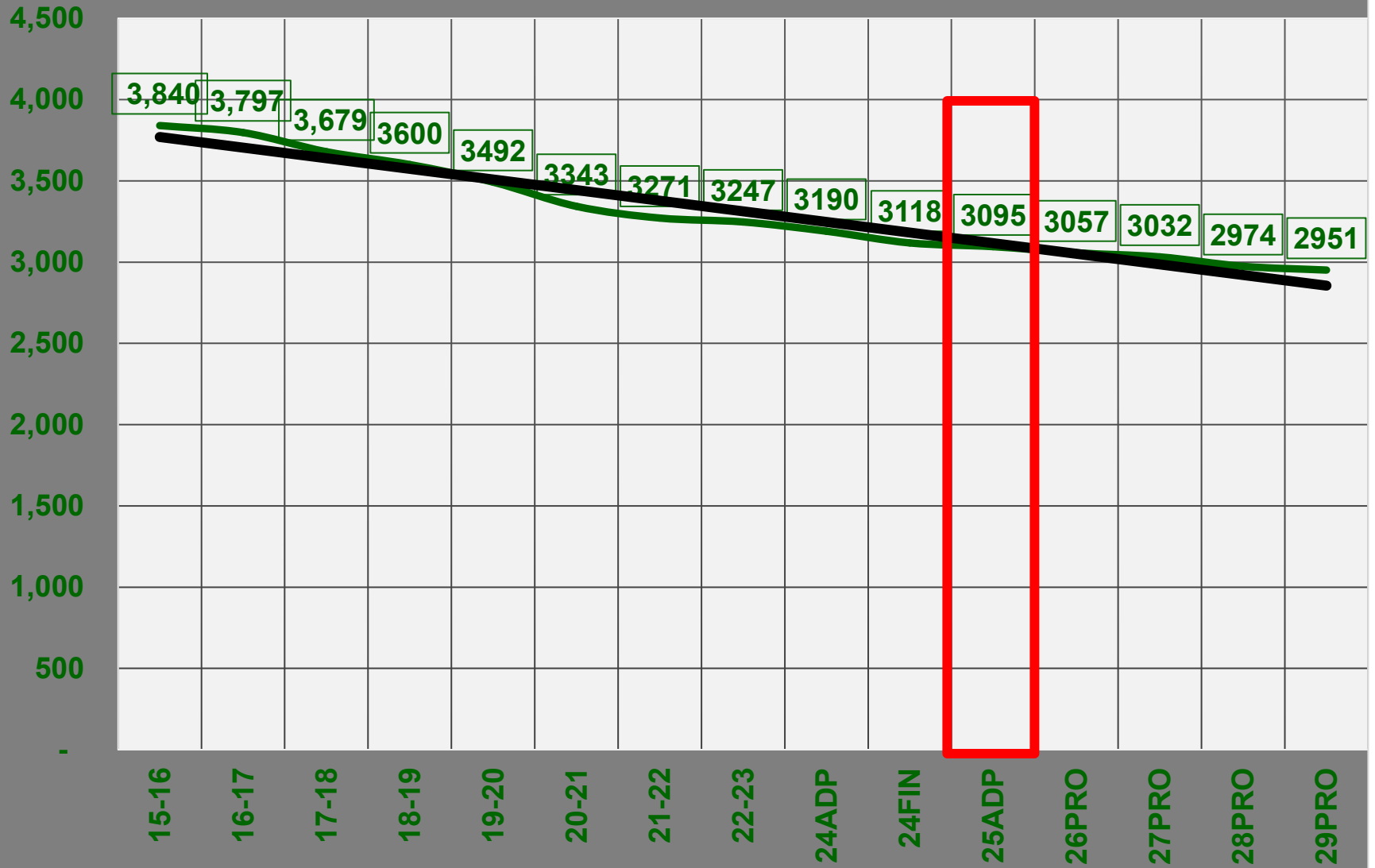
- ❖ Collection of insurance premiums and related payments of claims
- ❖ Anticipated claims for 178 employee policy holders out of 267 possible.

Irrevocable Trust Fund

- ❖ District share of retiree insurance payments
- ❖ Budgeted for the Implicit Rate \$ 212,134



Faribault Public Schools End of Year Average Daily Membership



Faribault Public Schools

Budget / Fund Balance Overview

2023-2024 Final Budget Revision

	Beginning Fund Balance	Revenues	Expenditures	Transfers	End of Year Proj. Balance	Net Increase or Decrease
General Fund - 01						
422 Unassigned Fund Balance	6,566,569 11.18%	50,234,997	49,677,858	8,411	7,132,119 11.31%	565,550 0.13%
Restricted						
401 Student Activities	108,718	90,000	85,547	-	113,171	4,453
403 Staff Development	44,539	491,715	501,929	-	34,325	(10,214)
424 Operating Capital	306,646	958,544	940,711	-	324,479	17,833
428 Learning and Development		589,604	589,604	-	-	-
434 Area Learning Center		1,209,442	911,498	-	297,944	297,944
434 Targeted Services	481,722	539,000	405,430	-	615,292	133,570
438 Gifted and Talented		45,149	45,149	-	-	-
441 Basic Skills Programs		6,917,018	6,917,018	-	-	-
439 EL Support Aid	-	1,289,600	1,289,600	-	-	-
412 Literacy Incentive Aid	-	110,347	47,451	-	62,896	62,896
314 Paraprofessional Training	-	39,490	39,490	-	-	-
373 Student Support Personnel School		40,000	40,000	-	-	-
374 Student Support Personnel Co-op		40,000	40,000	-	-	-
443 School Library Aid		55,138	55,138	-	-	-
448 Achievement and Integration Revenue		734,930	734,930	-	-	-
449 Safe Schools Levy	149,335	114,772	123,852	-	140,255	(9,080)
467 Long-Term Facilities Maint	9,156	1,268,555	1,353,932	-	(76,221)	(85,377)
472 Medical Assistance	-	700,000	700,000	-	-	-
Subtotal Restricted	1,100,116	15,233,304	14,821,279	-	1,512,141	412,025
460 Nonspendable	8,411	-	-	(8,411)	-	(8,411)
Assigned Funds						
460 Assigned (CVSEC LT Receivat	318,827	-	-	-	318,827	-
Total General Fund	7,993,923	65,468,301	64,499,137	-	8,963,087	969,164

Food Service Fund - 02						
464 Restricted	<u>1,863,261</u>	<u>2,802,874</u>	<u>2,881,647</u>	<u>-</u>	<u>1,784,488</u>	<u>(78,773)</u>
Community Services - 04						
464 Restricted	9,559	336,474	329,786	-	16,247	6,688
Restricted / Reserved						
431 Community Education	417,422	1,962,272	1,942,942	-	436,752	19,330
432 Early Childhood	192,083	206,377	313,747	-	84,713	(107,370)
444 School Readiness	205,966	1,342,559	1,306,678	-	241,847	35,881
447 Adult Basic Education	147,101	587,390	593,483	-	141,008	(6,093)
Restricted/Reserved - Subtotal	962,572	4,098,598	4,156,850	-	904,320	(58,252)
Total Community Education	972,131	4,435,072	4,486,636	-	920,567	(51,564)
Construction - 06						
464 Restricted	<u>-</u>	<u>11,665,131</u>	<u>4,714,790</u>	<u>-</u>	<u>6,950,341</u>	<u>6,950,341</u>
Debt Service - 07						
464 Restricted	<u>564,067</u>	<u>2,417,634</u>	<u>2,257,500</u>	<u>-</u>	<u>724,201</u>	<u>160,134</u>
Internal Service Fund - 20						
	<u>907,477</u>	<u>2,870,478</u>	<u>2,814,952</u>	<u>-</u>	<u>963,003</u>	<u>55,526</u>
OPEB Irrevocable Trust - 45						
	<u>2,341,715</u>	<u>190,523</u>	<u>217,000</u>	<u>-</u>	<u>2,315,238</u>	<u>(26,477)</u>
<u>Total All Funds:</u>	14,642,574	89,850,013	81,871,662	-	22,620,925	7,978,351

Faribault Public Schools

Budget / Fund Balance Overview

2024-2025 Adopted Budget

	Beginning Fund Balance	Revenues	Expenditures	Transfers	End of Year Proj. Balance	Net Increase or Decrease
General Fund - 01						
422 Unassigned Fund Balance	7,132,083 11.31%	46,639,229	47,076,139	8,411	6,703,584 10.92%	(428,499) -0.39%
Restricted						
401 Student Activities	113,171	108,000	110,000	-	111,171	(2,000)
403 Staff Development	34,325	495,894	488,242	-	41,977	7,652
424 Operating Capital	324,479	953,761	953,761	-	324,479	-
428 Learning and Development	-	600,064	600,064	-	-	-
434 Area Learning Center	297,944	1,221,552	1,141,081	-	378,415	80,471
434 Targeted Services	615,292	539,000	619,960	-	534,332	(80,960)
438 Gifted and Talented	-	44,271	44,271	-	-	-
441 Basic Skills Programs	-	7,135,785	7,135,785	-	-	-
439 EL Support Aid	-	1,248,000	1,248,000	-	-	-
412 Literacy Incentive Aid	62,896	110,347	173,243	-	-	(62,896)
314 Paraprofessional Training	-	39,490	39,490	-	-	-
373 Student Support Personnel Schoo	-	39,580	39,580	-	-	-
374 Student Support Personnel Co-op	-	38,580	38,580	-	-	-
443 School Library Aid	-	55,138	55,138	-	-	-
320 American Indian Aid	-	42,500	42,500	-	-	-
000 Read Act	-	111,786	111,786	-	-	-
448 Achievement and Integration Revenu	-	749,868	749,868	-	-	-
449 Safe Schools Levy	140,255	117,314	127,568	-	130,001	(10,254)
467 Long-Term Facilities Maint	(76,221)	1,308,855	1,079,358	-	153,276	229,497
472 Medical Assistance	-	700,000	700,000	-	-	-
Subtotal Restricted	<u>1,512,141</u>	<u>15,659,785</u>	<u>15,498,275</u>	<u>-</u>	<u>1,673,651</u>	<u>161,510</u>
460 Nonspendable	<u>8,411</u>	<u>-</u>	<u>-</u>	<u>(8,411)</u>	<u>-</u>	<u>(8,411)</u>
Assigned Funds						
460 Assigned (CVSEC LT Receivable)	<u>318,827</u>	<u>-</u>	<u>-</u>	<u>-</u>	<u>318,827</u>	<u>-</u>
Total General Fund	<u>8,971,462</u>	<u>62,299,014</u>	<u>62,574,414</u>	<u>-</u>	<u>8,696,062</u>	<u>(275,400)</u>

Food Service Fund - 02						
464 Restricted	<u>1,784,488</u>	<u>2,990,250</u>	<u>2,952,447</u>	<u>-</u>	<u>1,822,291</u>	<u>37,803</u>
Community Services - 04						
464 Restricted	16,247	252,792	250,915	-	18,124	1,877
Restricted / Reserved						
431 Community Education	436,752	2,947,927	2,938,058	-	446,621	9,869
432 Early Childhood	84,713	274,587	304,500	-	54,800	(29,913)
444 School Readiness	241,847	1,301,325	1,301,325	-	241,847	-
447 Adult Basic Education	141,008	581,173	583,978	-	138,203	(2,805)
Restricted/Reserved - Subtotal	904,320	5,105,012	5,127,861	-	881,471	(22,849)
Total Community Education	920,567	5,357,804	5,378,776	-	899,595	(20,972)
Construction - 06						
464 Restricted	<u>6,950,341</u>	<u>122,500</u>	<u>3,713,542</u>	<u>-</u>	<u>3,359,299</u>	<u>(3,591,042)</u>
Debt Service - 07						
464 Restricted	<u>724,201</u>	<u>2,460,300</u>	<u>2,430,808</u>	<u>-</u>	<u>753,693</u>	<u>29,492</u>
Internal Service Fund - 20						
	<u>963,003</u>	<u>2,928,899</u>	<u>2,811,887</u>	<u>-</u>	<u>1,080,015</u>	<u>117,012</u>
OPEB Irrevocable Trust - 45						
	<u>2,315,238</u>	<u>125,000</u>	<u>393,000</u>	<u>-</u>	<u>2,047,238</u>	<u>(268,000)</u>
Total All Funds:	22,629,300	76,283,767	80,254,874	-	18,658,193	(3,971,107)

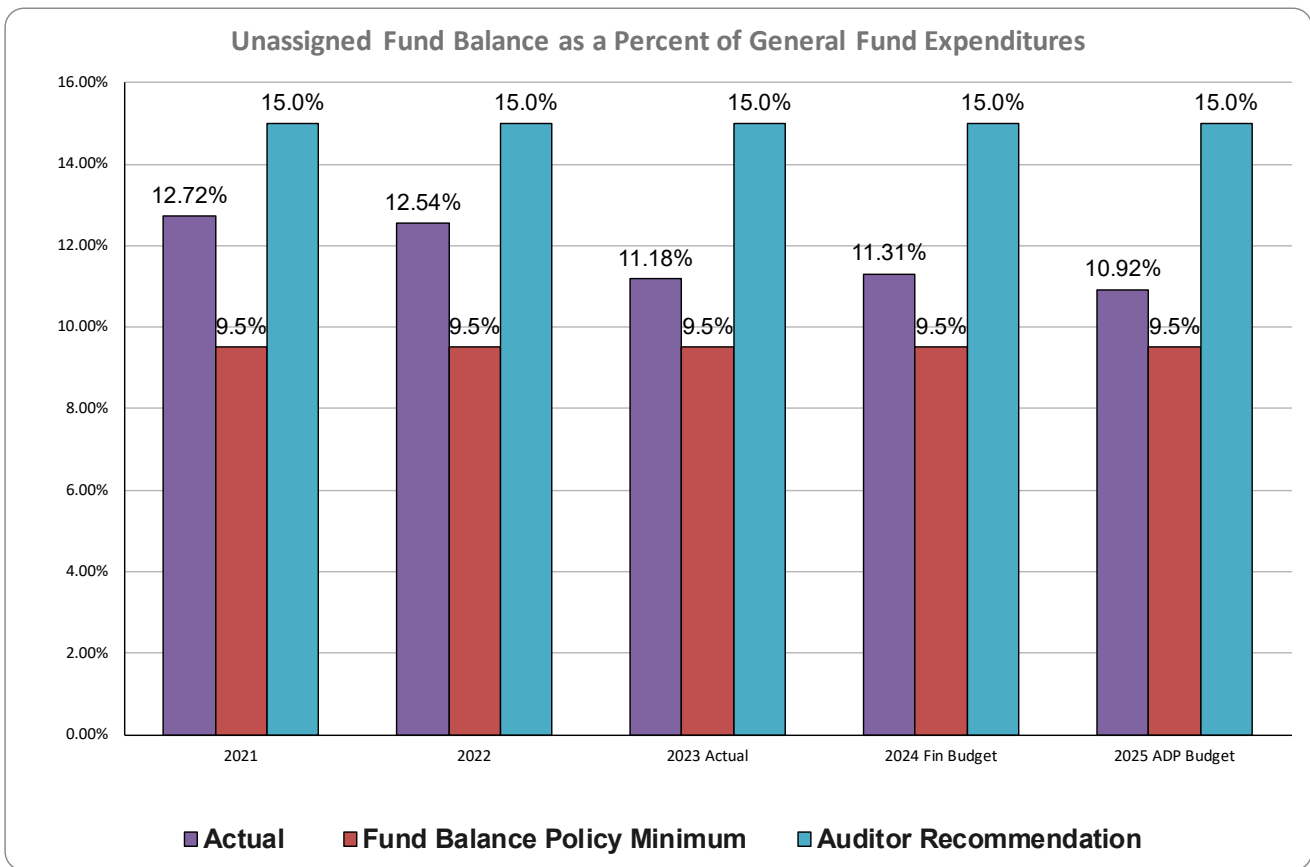
Faribault Public Schools
Budget Summary of Governmental Funds
FY 2024-2025 Adopted Budget Revision

	Total All Governmental Funds	General Fund	Food Service Fund	Community Service Fund	Building Fund	Debt Service Fund	Internal Service Fund	Irrevocable Trust Fund
REVENUES								
Local Property Tax Levies	\$ 12,172,037	\$ 9,726,634		\$ 471,777		\$ 1,973,626		
Other Local and County Revenues	\$ 6,943,161	\$ 1,798,258	\$ 370,550	\$ 1,597,954	\$ 122,500	\$ -	\$ 2,928,899	\$ 125,000
Revenues from State Sources	\$ 51,174,495	\$ 48,282,303	\$ 168,500	\$ 2,237,018		\$ 486,674		
Revenues from Federal Sources	\$ 5,994,074	\$ 2,491,819	\$ 2,451,200	\$ 1,051,055				
Total Revenues	\$ 76,283,767	\$ 62,299,014	\$ 2,990,250	\$ 5,357,804	\$ 122,500	\$ 2,460,300	\$ 2,928,899	\$ 125,000
EXPENDITURES								
Administration	\$ 2,373,574	\$ 2,373,574						
District Support Services	\$ 1,830,106	\$ 1,830,106						
Regular Instruction	\$ 24,811,664	\$ 24,811,664						
Vocational Education Instruction	\$ 782,289	\$ 782,289						
Special Education Instruction	\$ 15,208,766	\$ 15,208,766						
Community Education and Services	\$ 5,209,474			\$ 5,209,474				
Instructional Support Services	\$ 4,833,754	\$ 4,833,754						
Pupil Support Services	\$ 9,529,538	\$ 6,407,789	\$ 2,952,447	\$ 169,302				
Sites and Buildings	\$ 9,725,014	\$ 6,011,472			\$ 3,713,542			
Fiscal/Other Fixed Costs Programs	\$ 5,950,695	\$ 315,000				\$ 2,430,808	\$ 2,811,887	\$ 393,000
Total Expenditures	\$ 80,254,874	\$ 62,574,414	\$ 2,952,447	\$ 5,378,776	\$ 3,713,542	\$ 2,430,808	\$ 2,811,887	\$ 393,000
OTHER FINANCING SOURCES (USES)	\$ -	\$ -	\$ -	\$ -	\$ -	\$ -	\$ -	\$ -
Excess (Deficiency) of Revenues								
Over (Under) Expenditures	\$ (3,971,107)	\$ (275,400)	\$ 37,803	\$ (20,972)	\$ (3,591,042)	\$ 29,492	\$ 117,012	\$ (268,000)

**Faribault Public Schools
Unassigned Fund Balance as a Percent of General Fund Expenditures**

	2021	2022	2023 Actual	2024 Fin Budget	2025 ADP Budget
Ending Unassigned Fund Balance	6,808,558	6,613,361	6,566,569	7,132,119	6,703,584
General Fund Expenditures	53,538,523	58,375,599	58,718,772	63,059,658	61,385,056
Fund Balance Policy Minimum	5,086,160	5,545,682	5,578,283	5,990,668	5,831,580
Auditor Recommendation	8,030,778	8,756,340	8,807,816	9,458,949	9,207,758

	2021	2022	2023 Actual	2024 Fin Budget	2025 ADP Budget
Actual	12.72%	12.54%	11.18%	11.31%	10.92%
Fund Balance Policy Minimum	9.5%	9.5%	9.5%	9.5%	9.5%
Auditor Recommendation	15.0%	15.0%	15.0%	15.0%	15.0%




****Less LTFM and Student Activities per Policy 714 Fund Balances.***



SPECIAL THANKS TO:

Brett Martindale - Controller
Kim Hagen - Accounts Receivable/Food Service
Jill Boudreau - Accounts Payable/P-card
Delilah Delgado - Payroll
Brenda Pittman - MARSS





WE ARE FARIBAULT

FY 2024-2025 Adopted Budget

FARIBAULT PUBLIC SCHOOL DISTRICT

Presented by: Scott Gerdes, Director of Finance & Operations
Brett Martindale, District Controller

JUNE 24, 2024

Introduction

1. State of the District
2. What's New for FY25
3. General Fund Revenue & Expenses compared to Total
3. Multi Year Revenue Comparison
4. Food Service
5. Community Education
6. Other Funds



State of the State

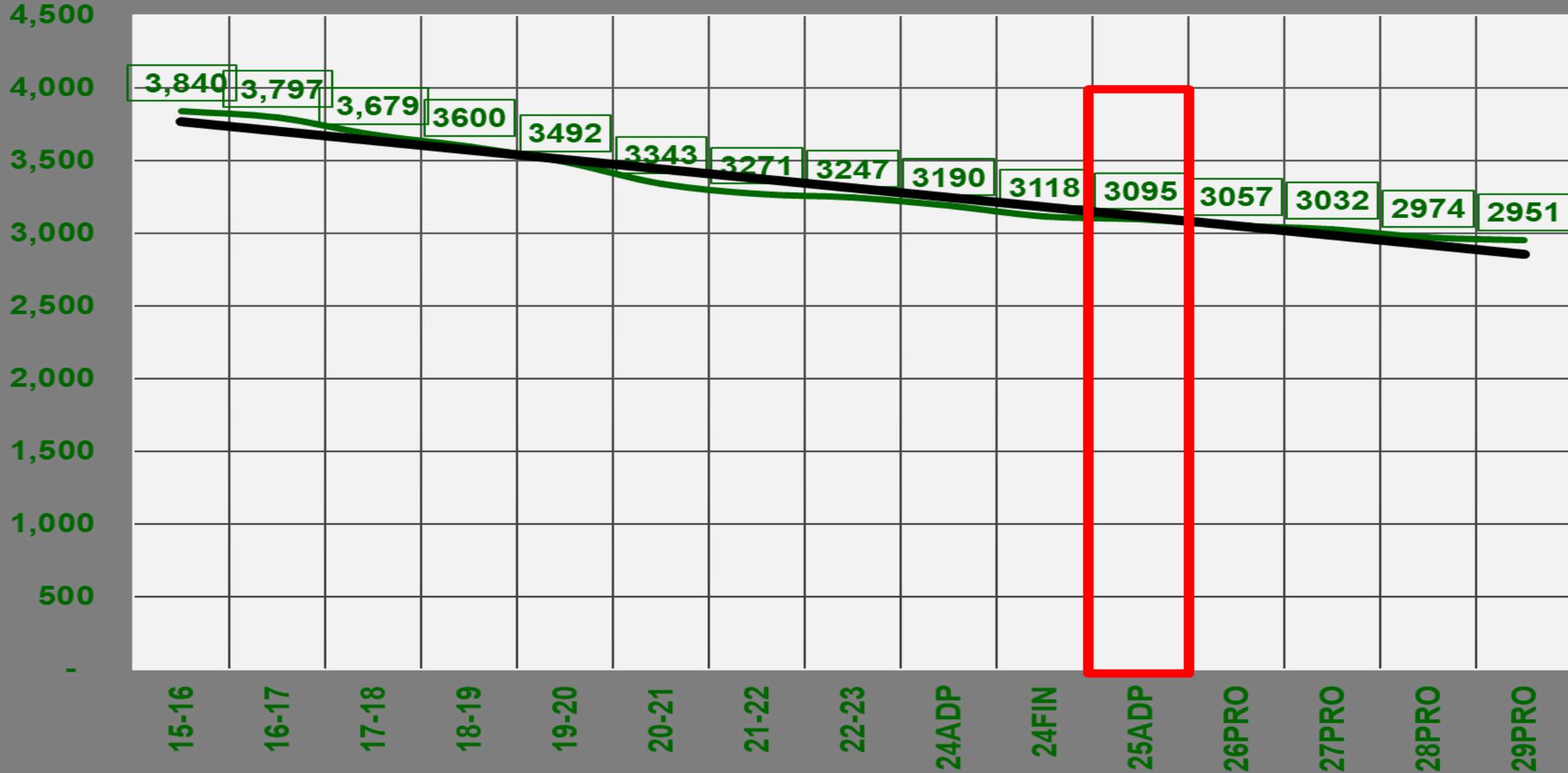
Revenues

2% on the funding formula	\$ 309,115
New Categorical Aid for North American Indian	\$ 42,500
New Categorical Aid for the Read Act	\$ 111,347
EL Generated Aid	\$1,248,000
Area Learning Center Fund Balance	\$ 378,415
ADM assumption projected using 3,095	

Expenditures

EL Cross Subsidy	\$1,167,987
LTFM Budget in Positive Territory (for now)	\$ 53,276

Faribault Public Schools End of Year Average Daily Membership



Faribault Public Schools

Budget / Fund Balance Overview

2023-2024 Final Budget Revision

	Beginning Fund Balance	Revenues	Expenditures	Transfers	End of Year Proj. Balance	Net Increase or Decrease
<i>General Fund - 01</i>						
422 Unassigned Fund Balance	6,566,569 11.18%	50,234,997	49,677,858	8,411	7,132,119 11.31%	565,550 0.13%
Restricted						
401 Student Activities	108,718	90,000	85,547	-	113,171	4,453
403 Staff Development	44,539	491,715	501,929	-	34,325	(10,214)
424 Operating Capital	306,646	958,544	940,711	-	324,479	17,833
428 Learning and Development		589,604	589,604	-	-	-
434 Area Learning Center		1,209,442	911,498	-	297,944	297,944
434 Targeted Services	481,722	539,000	405,430	-	615,292	133,570
438 Gifted and Talented		45,149	45,149	-	-	-
441 Basic Skills Programs		6,917,018	6,917,018	-	-	-
439 EL Support Aid	-	1,289,600	1,289,600	-	-	-
412 Literacy Incentive Aid	-	110,347	47,451	-	62,896	62,896
314 Paraprofessional Training	-	39,490	39,490	-	-	-
373 Student Support Personnel School		40,000	40,000	-	-	-
374 Student Support Personnel Co-op		40,000	40,000	-	-	-
443 School Library Aid		55,138	55,138	-	-	-
448 Achievement and Integration Revenue		734,930	734,930	-	-	-
449 Safe Schools Levy	149,335	114,772	123,852	-	140,255	(9,080)
467 Long-Term Facilities Maint	9,156	1,268,555	1,353,932	-	(76,221)	(85,377)
472 Medical Assistance	-	700,000	700,000	-	-	-
Subtotal Restricted	1,100,116	15,233,304	14,821,279	-	1,512,141	412,025
460 Nonspendable	8,411	-	-	(8,411)	-	(8,411)
<i>Assigned Funds</i>						
460 Assigned (CVSEC LT Receivab	318,827	-	-	-	318,827	-
Total General Fund	7,993,923	65,468,301	64,499,137	-	8,963,087	969,164

Food Service Fund - 02						
464 Restricted	<u>1,863,261</u>	<u>2,802,874</u>	<u>2,881,647</u>	<u>-</u>	<u>1,784,488</u>	<u>(78,773)</u>
Community Services - 04						
464 Restricted	9,559	336,474	329,786	-	16,247	6,688
Restricted / Reserved						
431 Community Education	417,422	1,962,272	1,942,942	-	436,752	19,330
432 Early Childhood	192,083	206,377	313,747	-	84,713	(107,370)
444 School Readiness	205,966	1,342,559	1,306,678	-	241,847	35,881
447 Adult Basic Education	147,101	587,390	593,483	-	141,008	(6,093)
Restricted/Reserved - Subtotal	962,572	4,098,598	4,156,850	-	904,320	(58,252)
Total Community Education	972,131	4,435,072	4,486,636	-	920,567	(51,564)
Construction - 06						
464 Restricted	<u>-</u>	<u>11,665,131</u>	<u>4,714,790</u>	<u>-</u>	<u>6,950,341</u>	<u>6,950,341</u>
Debt Service - 07						
464 Restricted	<u>564,067</u>	<u>2,417,634</u>	<u>2,257,500</u>	<u>-</u>	<u>724,201</u>	<u>160,134</u>
Internal Service Fund - 20						
	<u>907,477</u>	<u>2,870,478</u>	<u>2,814,952</u>	<u>-</u>	<u>963,003</u>	<u>55,526</u>
OPEB Irrevocable Trust - 45						
	<u>2,341,715</u>	<u>190,523</u>	<u>217,000</u>	<u>-</u>	<u>2,315,238</u>	<u>(26,477)</u>
<u>Total All Funds:</u>	14,642,574	89,850,013	81,871,662	-	22,620,925	7,978,351

Faribault Public Schools
Budget / Fund Balance Overview
2024-2025 Adopted Budget

	Beginning Fund Balance	Revenues	Expenditures	Transfers	End of Year Proj. Balance	Net Increase or Decrease
General Fund - 01						
422 Unassigned Fund Balance	7,132,083 11.31%	46,639,229	47,076,139	8,411	6,703,584 10.92%	(428,499) -0.39%
Restricted						
401 Student Activities	113,171	108,000	110,000	-	111,171	(2,000)
403 Staff Development	34,325	495,894	488,242	-	41,977	7,652
424 Operating Capital	324,479	953,761	953,761	-	324,479	-
428 Learning and Development	-	600,064	600,064	-	-	-
434 Area Learning Center	297,944	1,221,552	1,141,081	-	378,415	80,471
434 Targeted Services	615,292	539,000	619,960	-	534,332	(80,960)
438 Gifted and Talented	-	44,271	44,271	-	-	-
441 Basic Skills Programs	-	7,135,785	7,135,785	-	-	-
439 EL Support Aid	-	1,248,000	1,248,000	-	-	-
412 Literacy Incentive Aid	62,896	110,347	173,243	-	-	(62,896)
314 Paraprofessional Training	-	39,490	39,490	-	-	-
373 Student Support Personnel School	-	39,580	39,580	-	-	-
374 Student Support Personnel Co-op	-	38,580	38,580	-	-	-
443 School Library Aid	-	55,138	55,138	-	-	-
320 American Indian Aid	-	42,500	42,500	-	-	-
000 Read Act	-	111,786	111,786	-	-	-
448 Achievement and Integration Revenue	-	749,868	749,868	-	-	-
449 Safe Schools Levy	140,255	117,314	127,568	-	130,001	(10,254)
467 Long-Term Facilities Maint	(76,221)	1,308,855	1,079,358	-	153,276	229,497
472 Medical Assistance	-	700,000	700,000	-	-	-
Subtotal Restricted	1,512,141	15,659,785	15,498,275	-	1,673,651	161,510
460 Nonspendable	8,411	-	-	(8,411)	-	(8,411)
Assigned Funds						
460 Assigned (CVSEC LT Receivable)	318,827	-	-	-	318,827	-
Total General Fund	8,971,462	62,299,014	62,574,414	-	8,696,062	(275,400)

Food Service Fund - 02						
464 Restricted	<u>1,784,488</u>	<u>2,990,250</u>	<u>2,952,447</u>	<u>-</u>	<u>1,822,291</u>	<u>37,803</u>
Community Services - 04						
464 Restricted	16,247	252,792	250,915	-	18,124	1,877
Restricted / Reserved						
431 Community Education	436,752	2,947,927	2,938,058	-	446,621	9,869
432 Early Childhood	84,713	274,587	304,500	-	54,800	(29,913)
444 School Readiness	241,847	1,301,325	1,301,325	-	241,847	-
447 Adult Basic Education	141,008	581,173	583,978	-	138,203	(2,805)
Restricted/Reserved - Subtotal	904,320	5,105,012	5,127,861	-	881,471	(22,849)
Total Community Education	920,567	5,357,804	5,378,776	-	899,595	(20,972)
Construction - 06						
464 Restricted	<u>6,950,341</u>	<u>122,500</u>	<u>3,713,542</u>	<u>-</u>	<u>3,359,299</u>	<u>(3,591,042)</u>
Debt Service - 07						
464 Restricted	<u>724,201</u>	<u>2,460,300</u>	<u>2,430,808</u>	<u>-</u>	<u>753,693</u>	<u>29,492</u>
Internal Service Fund - 20						
	<u>963,003</u>	<u>2,928,899</u>	<u>2,811,887</u>	<u>-</u>	<u>1,080,015</u>	<u>117,012</u>
OPEB Irrevocable Trust - 45						
	<u>2,315,238</u>	<u>125,000</u>	<u>393,000</u>	<u>-</u>	<u>2,047,238</u>	<u>(268,000)</u>
<u>Total All Funds:</u>	22,629,300	76,283,767	80,254,874	-	18,658,193	(3,971,107)

Faribault Public Schools
Budget Summary of Governmental Funds
FY 2024-2025 Adopted Budget Revision

	Total All Governmental Funds	General Fund	Food Service Fund	Community Service Fund	Building Fund	Debt Service Fund	Internal Service Fund	Irrevocable Trust Fund
REVENUES								
Local Property Tax Levies	\$ 12,172,037	\$ 9,726,634		\$ 471,777		\$ 1,973,626		
Other Local and County Revenues	\$ 6,943,161	\$ 1,798,258	\$ 370,550	\$ 1,597,954	\$ 122,500	\$ -	\$ 2,928,899	\$ 125,000
Revenues from State Sources	\$ 51,174,495	\$ 48,282,303	\$ 168,500	\$ 2,237,018		\$ 486,674		
Revenues from Federal Sources	\$ 5,994,074	\$ 2,491,819	\$ 2,451,200	\$ 1,051,055				
Total Revenues	\$ 76,283,767	\$ 62,299,014	\$ 2,990,250	\$ 5,357,804	\$ 122,500	\$ 2,460,300	\$ 2,928,899	\$ 125,000
EXPENDITURES								
Administration	\$ 2,373,574	\$ 2,373,574						
District Support Services	\$ 1,830,106	\$ 1,830,106						
Regular Instruction	\$ 24,811,664	\$ 24,811,664						
Vocational Education Instruction	\$ 782,289	\$ 782,289						
Special Education Instruction	\$ 15,208,766	\$ 15,208,766						
Community Education and Services	\$ 5,209,474			\$ 5,209,474				
Instructional Support Services	\$ 4,833,754	\$ 4,833,754						
Pupil Support Services	\$ 9,529,538	\$ 6,407,789	\$ 2,952,447	\$ 169,302				
Sites and Buildings	\$ 9,725,014	\$ 6,011,472			\$ 3,713,542			
Fiscal/Other Fixed Costs Programs	\$ 5,950,695	\$ 315,000				\$ 2,430,808	\$ 2,811,887	\$ 393,000
Total Expenditures	\$ 80,254,874	\$ 62,574,414	\$ 2,952,447	\$ 5,378,776	\$ 3,713,542	\$ 2,430,808	\$ 2,811,887	\$ 393,000
OTHER FINANCING SOURCES (USES)	\$ -	\$ -	\$ -	\$ -	\$ -	\$ -	\$ -	\$ -
Excess (Deficiency) of Revenues								
Over (Under) Expenditures	\$ (3,971,107)	\$ (275,400)	\$ 37,803	\$ (20,972)	\$ (3,591,042)	\$ 29,492	\$ 117,012	\$ (268,000)

FORECAST

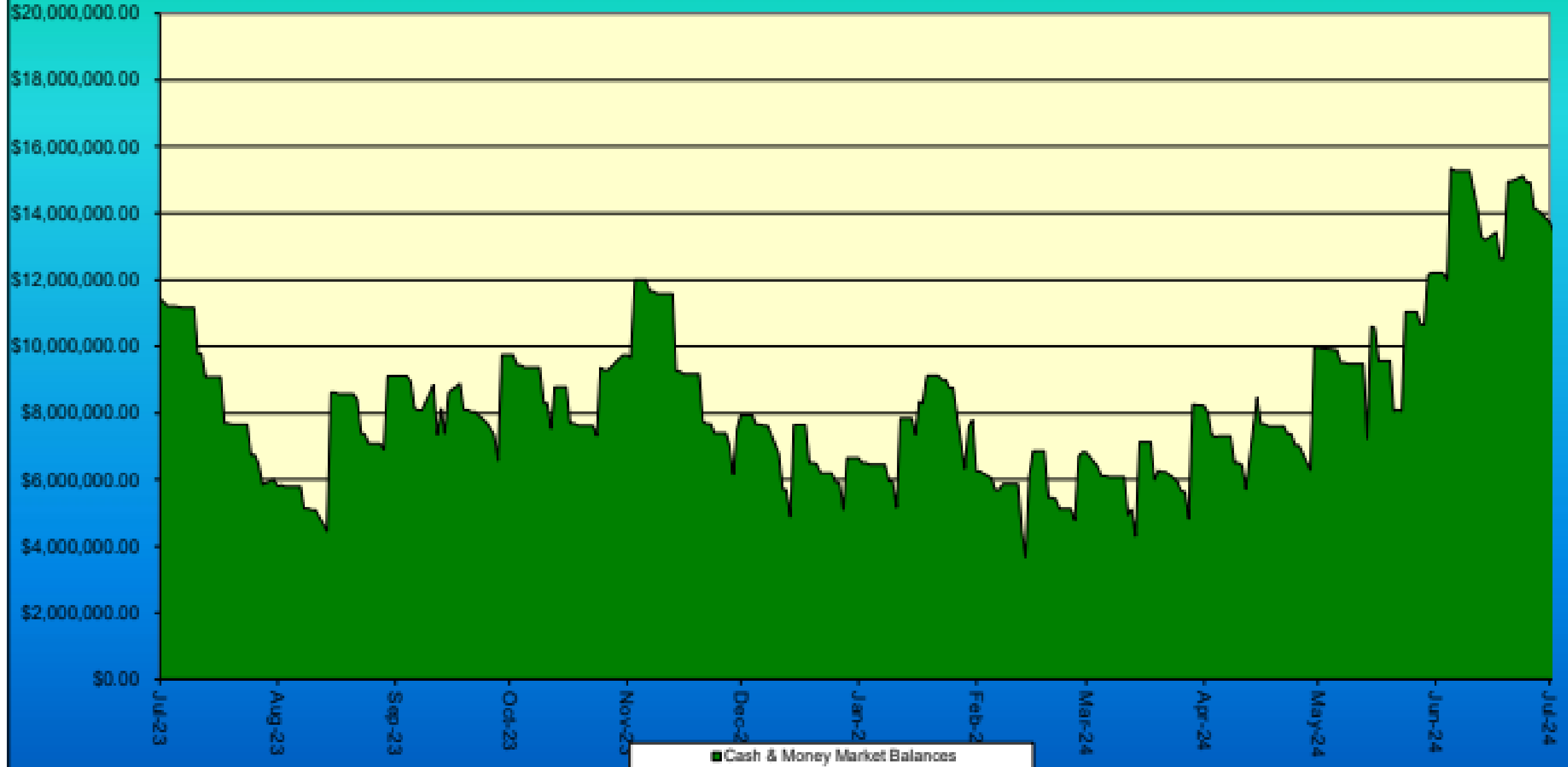
Calendar Days Cash on Hand

Financial Forecast Key Indicators & Analysis
FARIBAULT PUBLIC SCHOOL DISTRICT



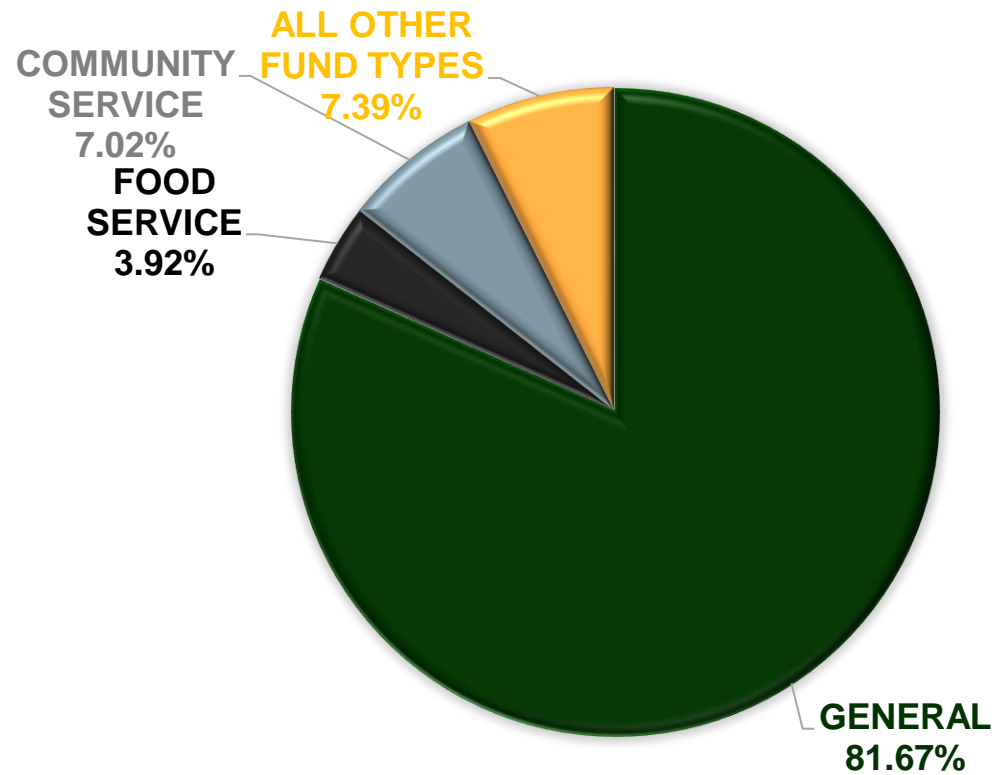
Note: Fund Balance is assumed to be cash only (not receivables) and is calculated on 365 Day Calendar Year

Operating Cash Flow Graph (Including Debt Service Funds) Net of Current & Proposed Investments



WHAT ARE THE DISTRICT'S MAJOR REVENUE FUND TYPES?

PROPOSED REVENUE BUDGETS

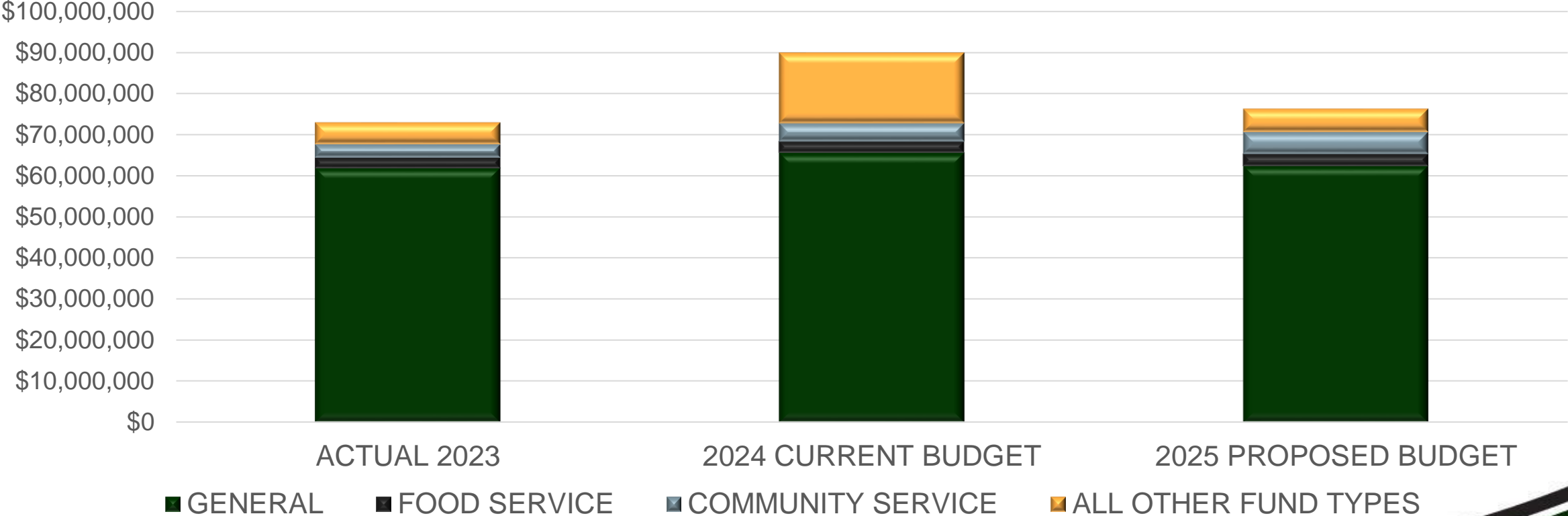


FISCAL YEAR 2025 REVENUE BUDGETS

- GENERAL = \$62,299,014
- FOOD SERVICE = \$2,990,250
- COMMUNITY SERVICE = \$5,357,804
- ALL OTHER FUND TYPES = \$5,636,699

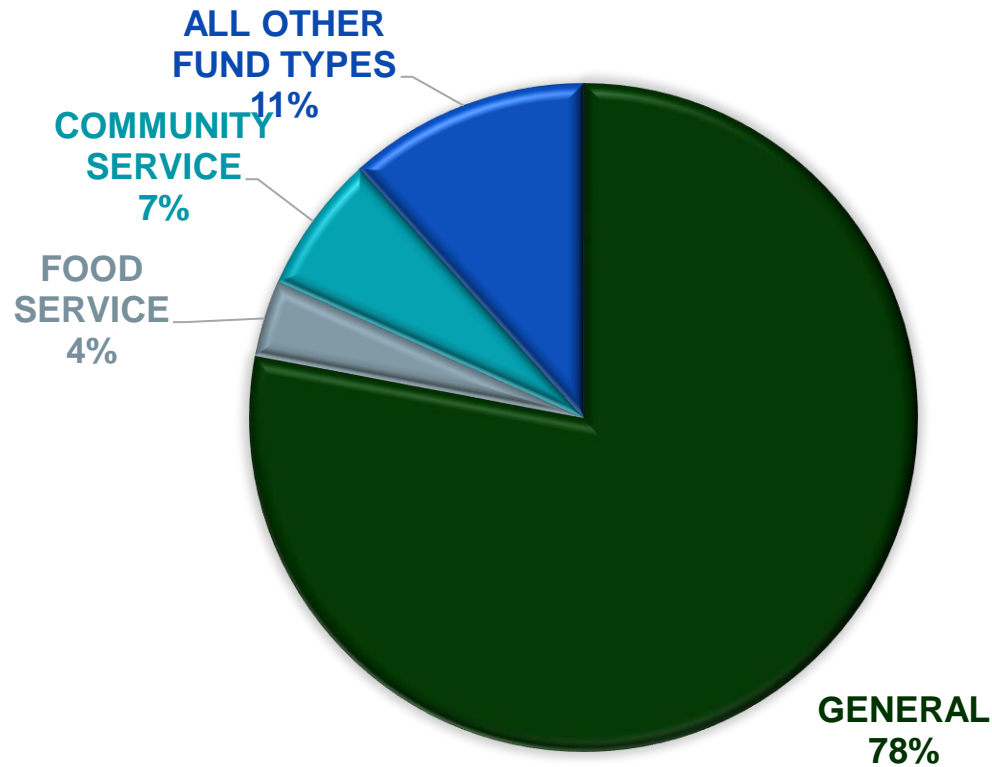
REVENUE BUDGET COMPARISON ALL FUNDS

REVENUE BY FUND GROUPS



WHAT ARE THE DISTRICT'S MAJOR EXPENSE FUND TYPES?

PROPOSED EXPENSE BUDGETS

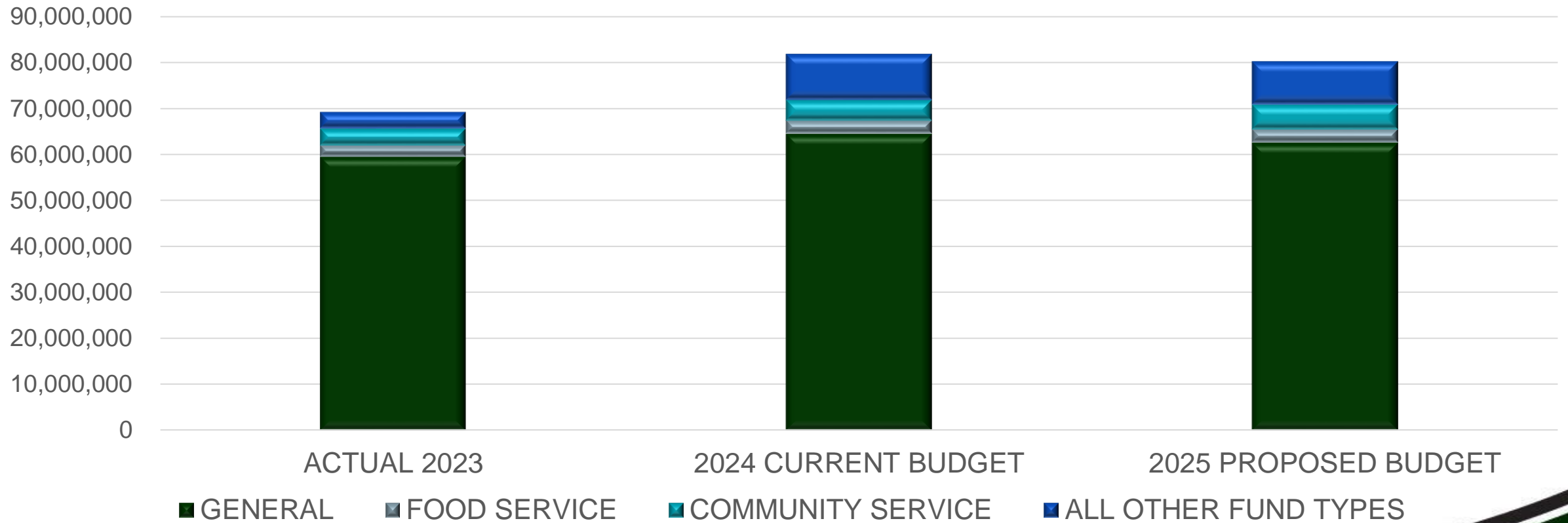


FISCAL YEAR 2025 EXPENSE BUDGETS

- GENERAL = \$62,574,414
- FOOD SERVICE = \$2,952,447
- COMMUNITY SERVICE = \$5,378,776
- ALL OTHER FUND TYPES = \$9,349,237

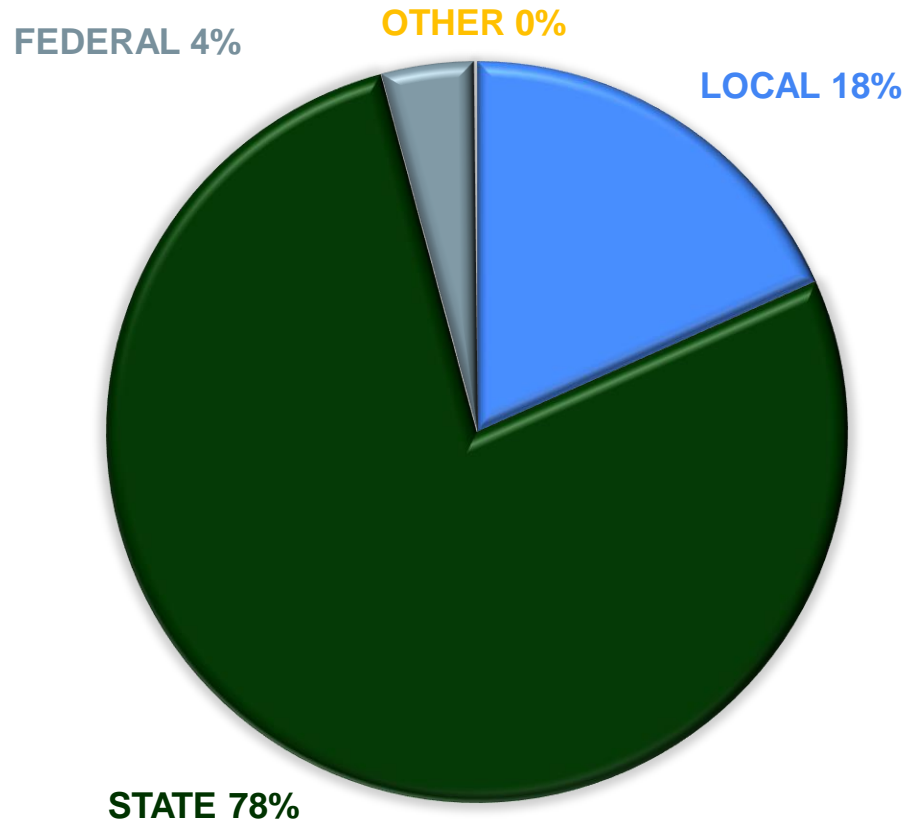
EXPENDITURE BUDGET COMPARISON ALL FUNDS

EXPENDITURES BY FUND GROUPS



GENERAL OPERATING FUNDS - REVENUE

PROPOSED REVENUE BUDGETS

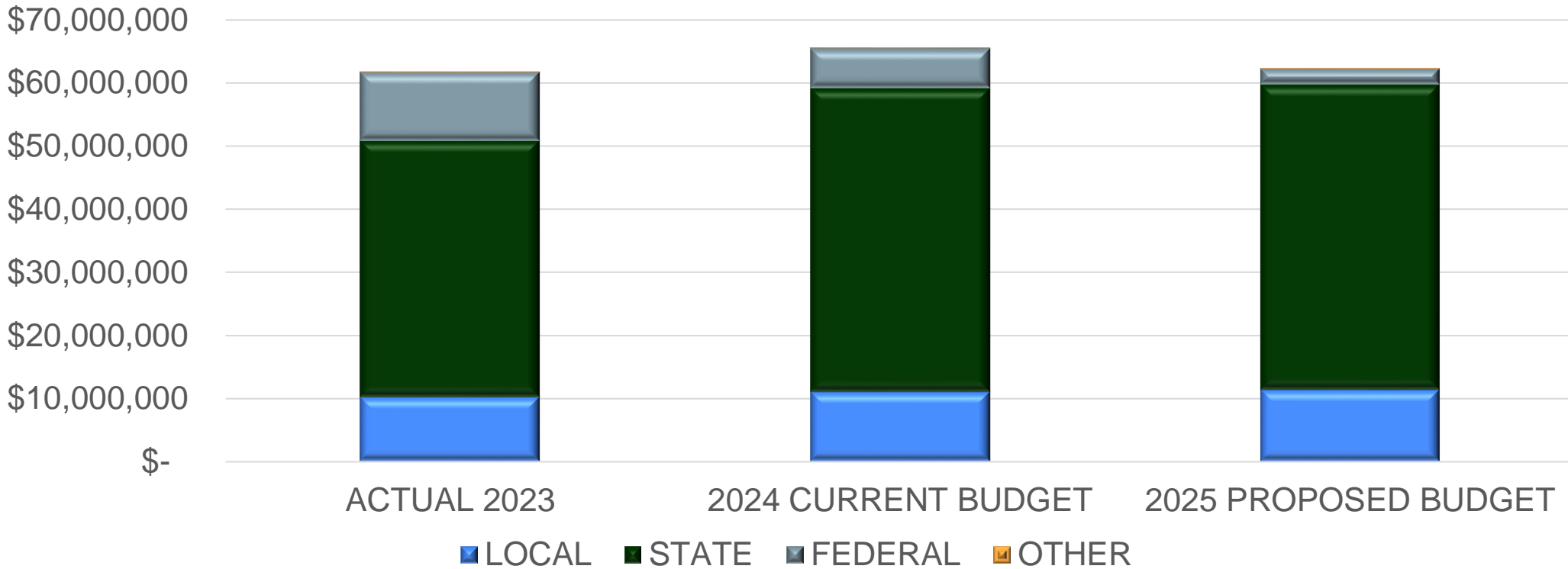


OPERATING TOTAL REVENUE = \$62,299,014

- LOCAL = \$11,418,992
- STATE = \$48,282,303
- FEDERAL = \$2,491,819
- STUDENT ACTIVITY FEES = \$105,900

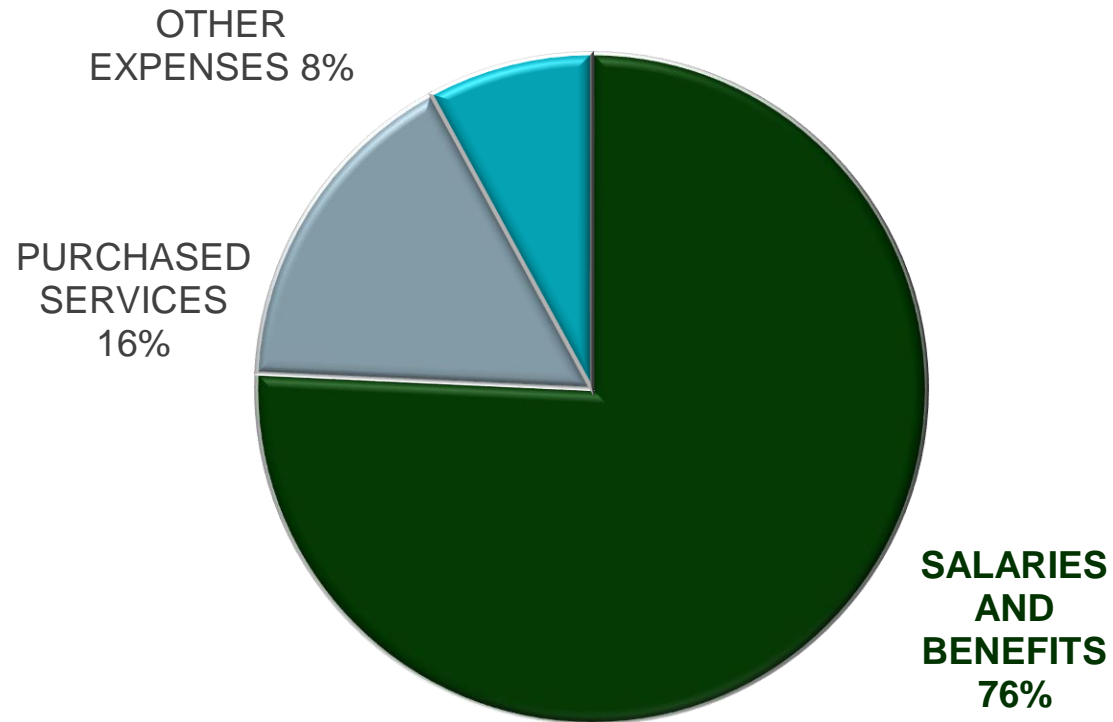
GENERAL OPERATING FUNDS REVENUE COMPARISON

REVENUE BY YEAR



GENERAL OPERATING FUNDS – EXPENDITURES BY OBJECT

PROPOSED EXPENSE BUDGETS

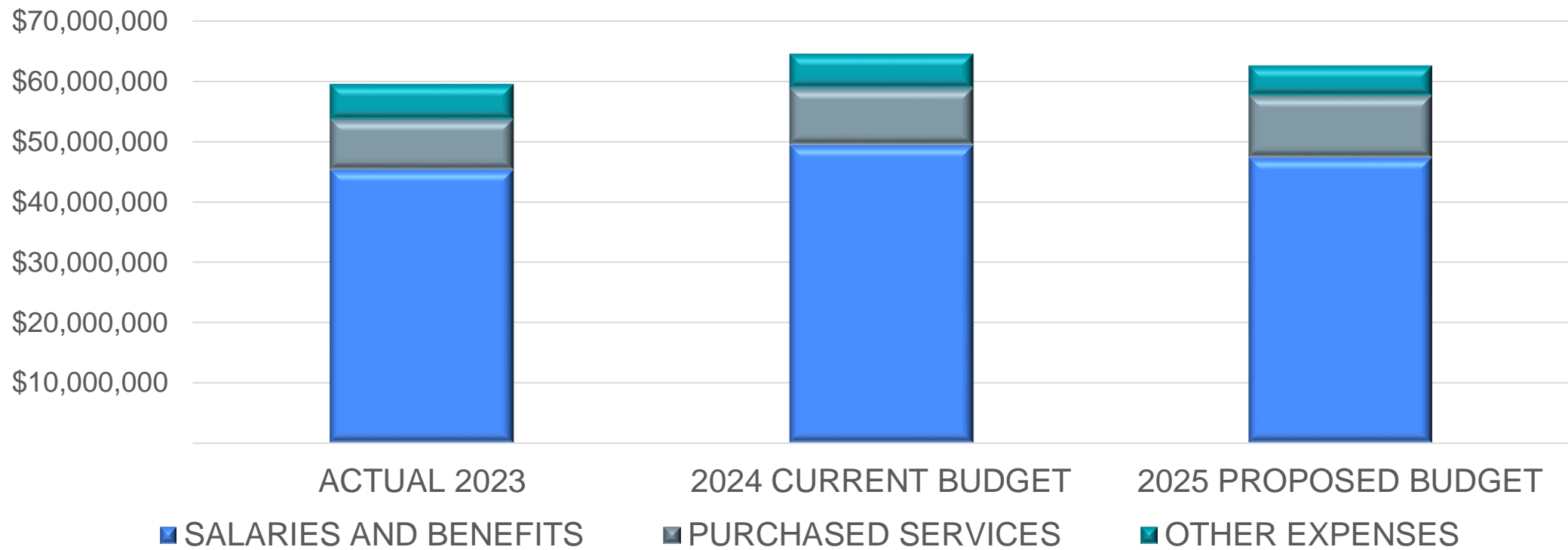


OPERATING TOTAL EXPENDITURES = \$62,574,414

- SALARIES AND BENEFITS = \$47,393,295
- PURCHASED SERVICES = \$10,215,551
- OTHER EXPENSES = \$4,965,568

GENERAL OPERATING FUNDS EXPENDITURE COMPARISON

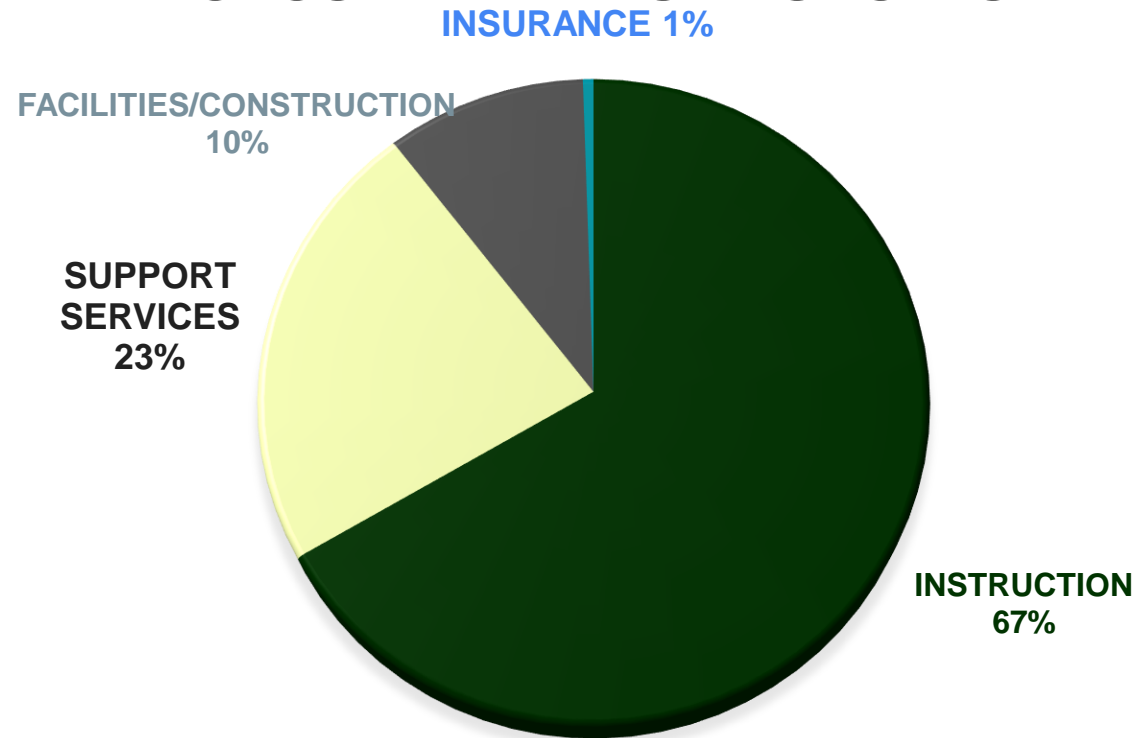
EXPENSES BY OBJECT



GENERAL OPERATING FUNDS – EXPENDITURES BY FUNCTION

PROPOSED EXPENSE BUDGETS

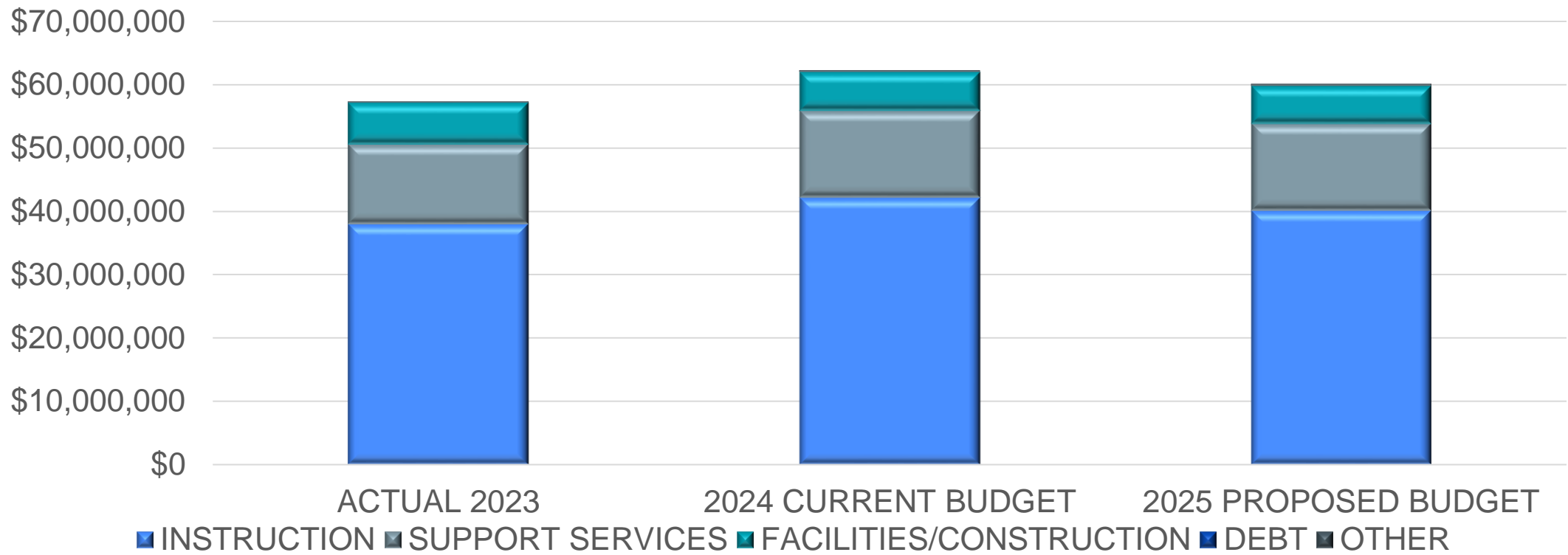
OPERATING TOTAL EXPENDITURES = \$60,200,840



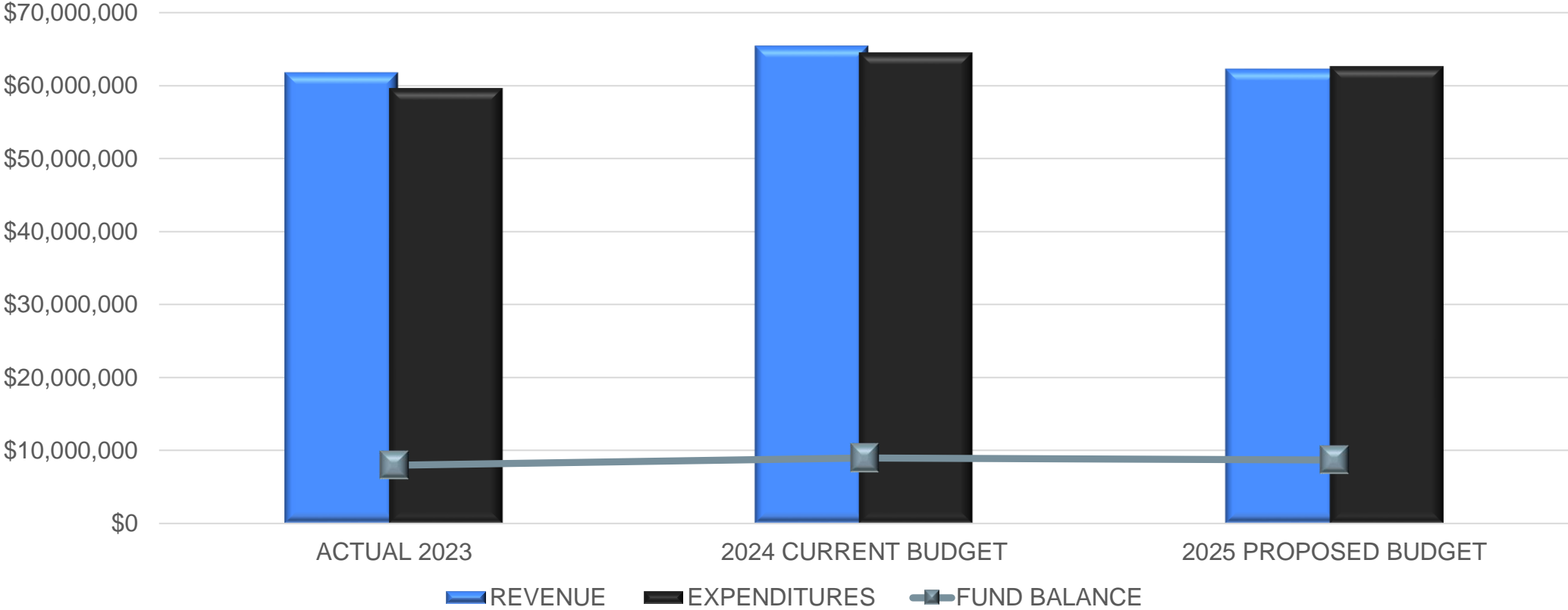
- INSTRUCTION = \$40,107,963
- SUPPORT SERVICES = \$13,766,405
- FACILITIES/CONSTRUCTION = \$6,011,472
- DEBT = \$0
- INSURANCE = \$315,000

GENERAL OPERATING FUNDS – EXPENDITURES BY FUNCTION

EXPENSES BY FUNCTION



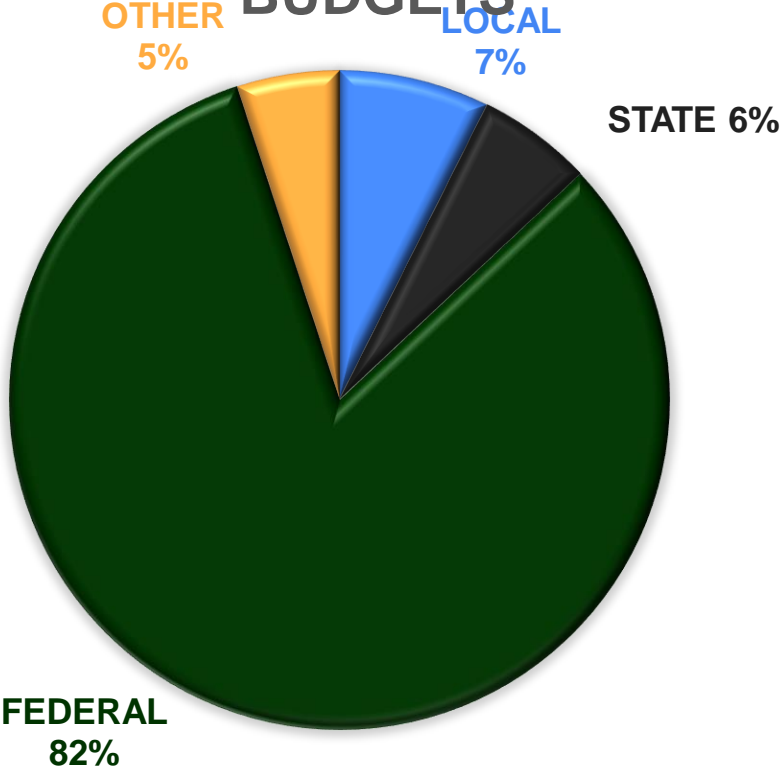
GENERAL OPERATING FUNDS - FUND BALANCE COMPARISON



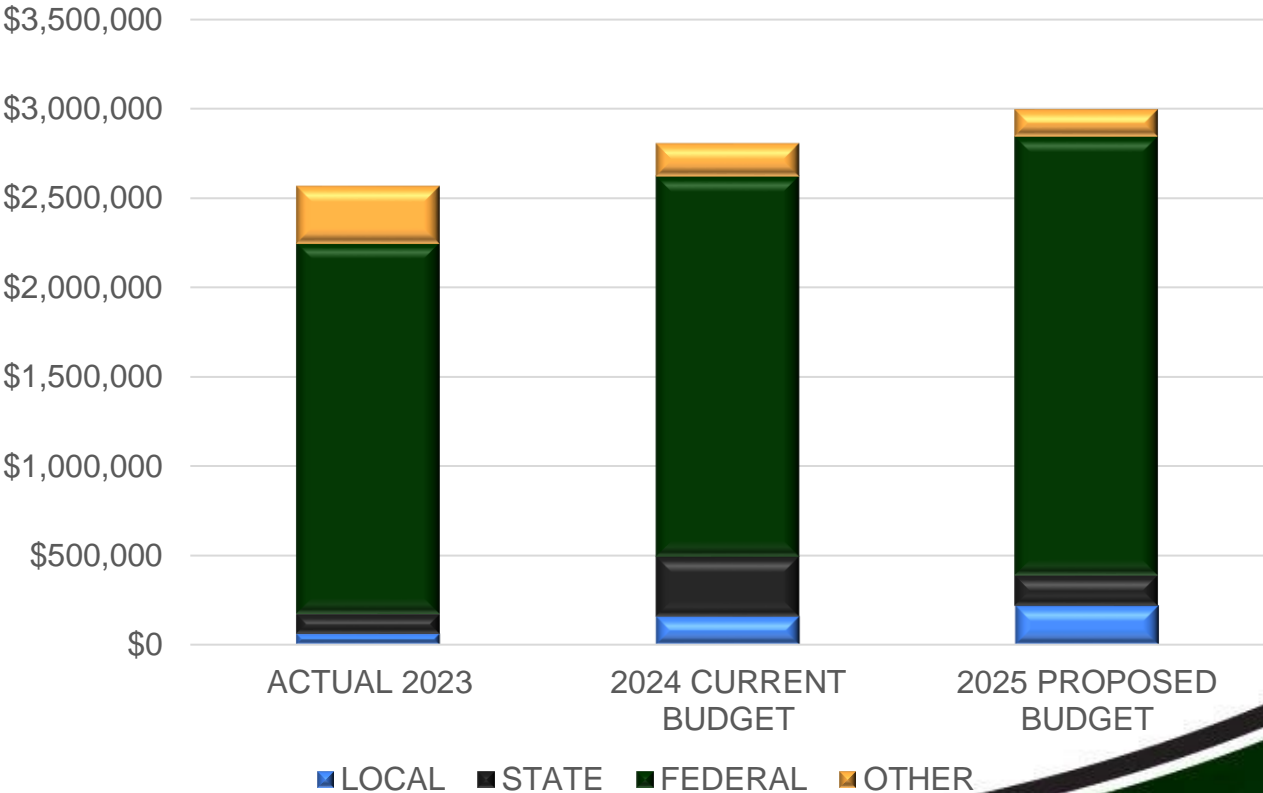


FOOD SERVICE - REVENUE

PROPOSED REVENUE BUDGETS

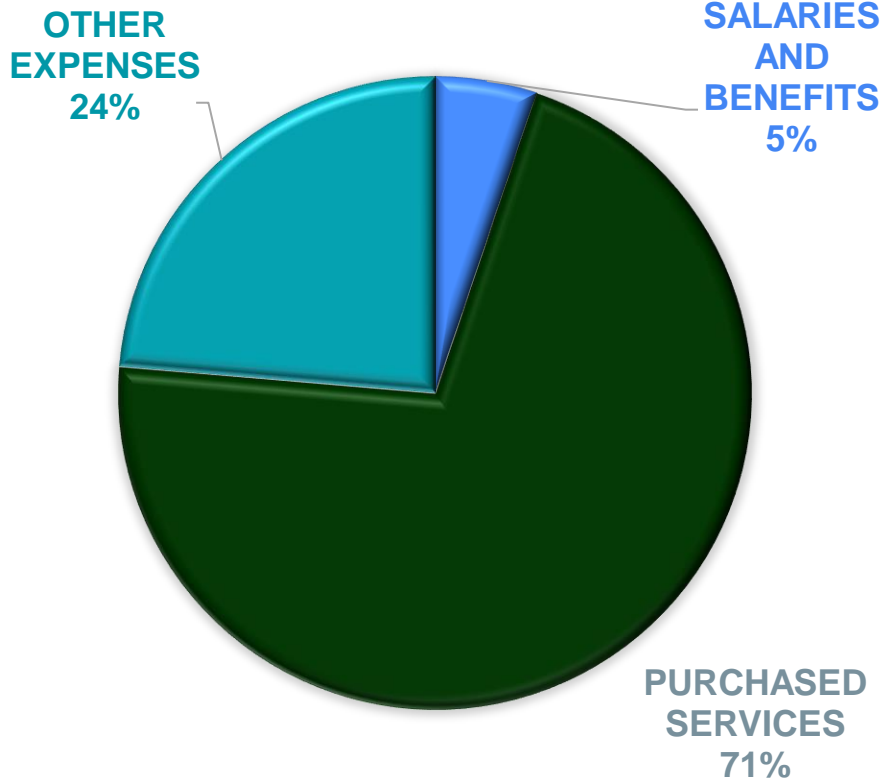


REVENUE BY YEAR

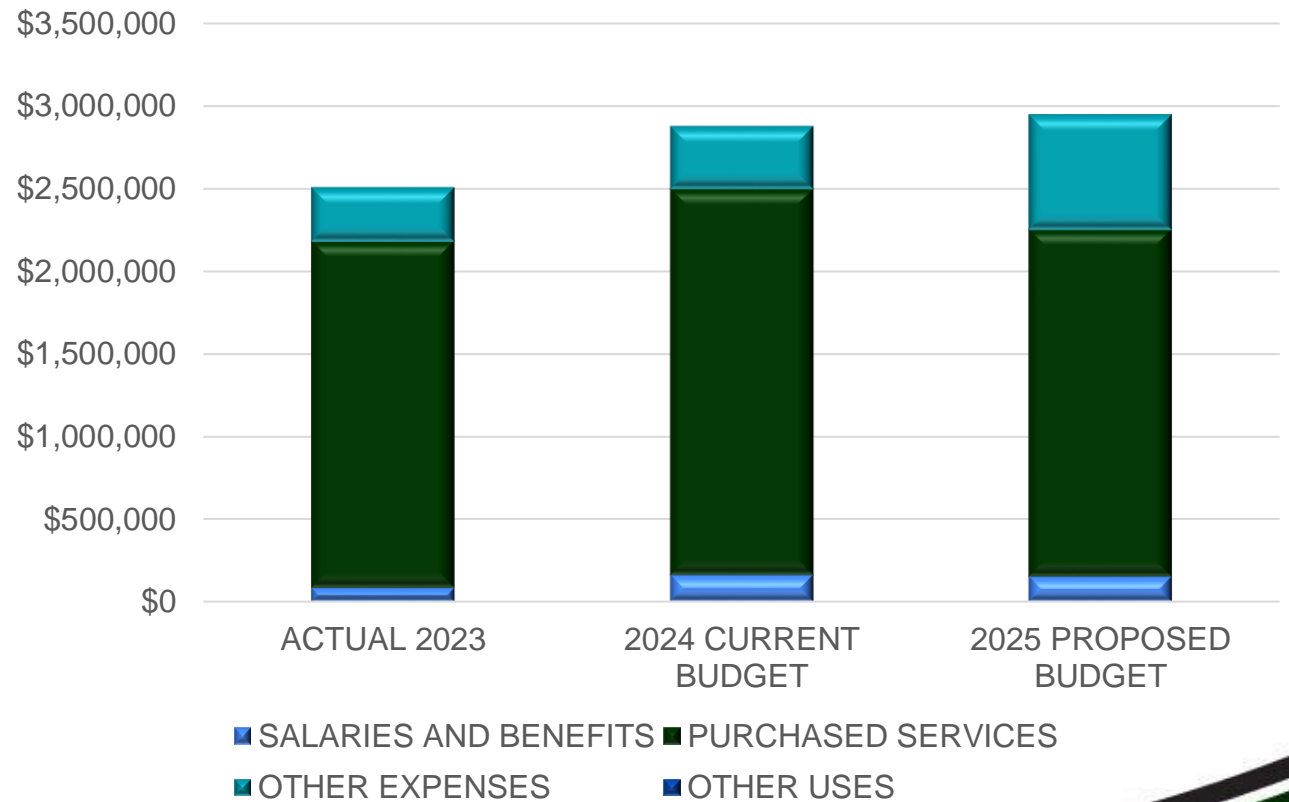


FOOD SERVICE - EXPENDITURES

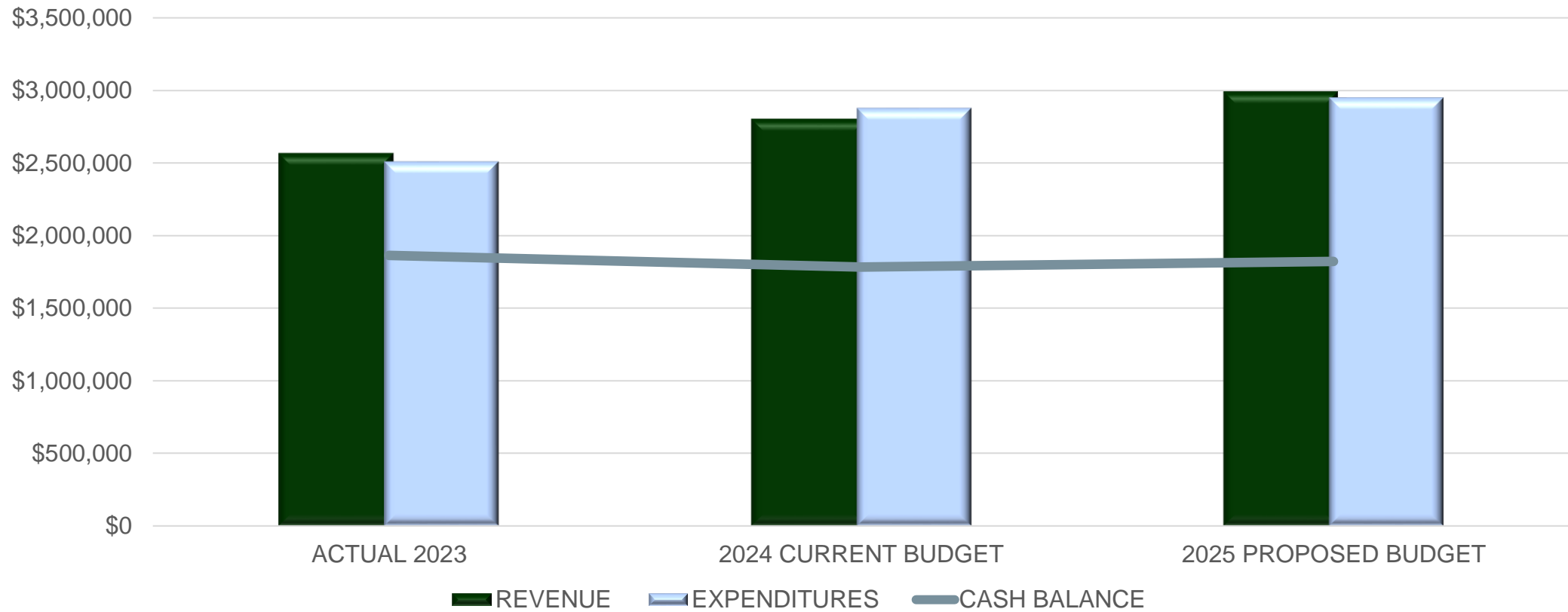
PROPOSED EXPENSE BUDGETS



EXPENSES BY OBJECT



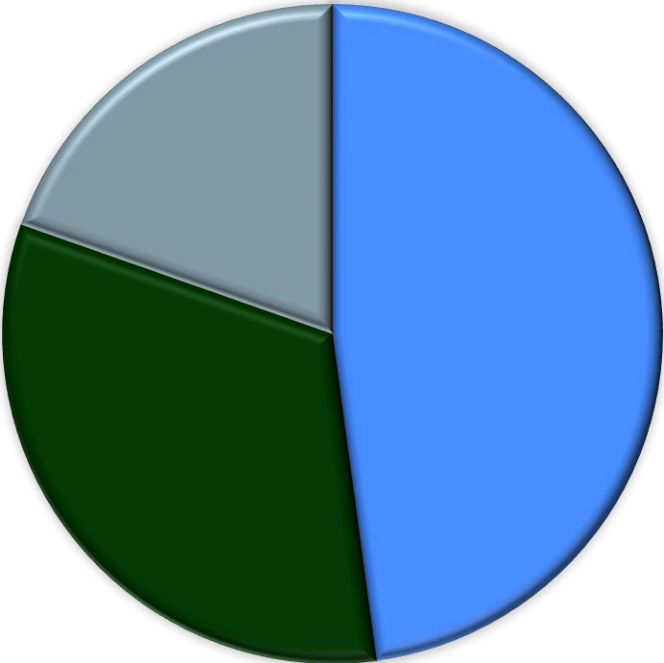
FOOD SERVICE – FUND BALANCES



COMMUNITY SERVICE - REVENUE

PROPOSED REVENUE BUDGETS

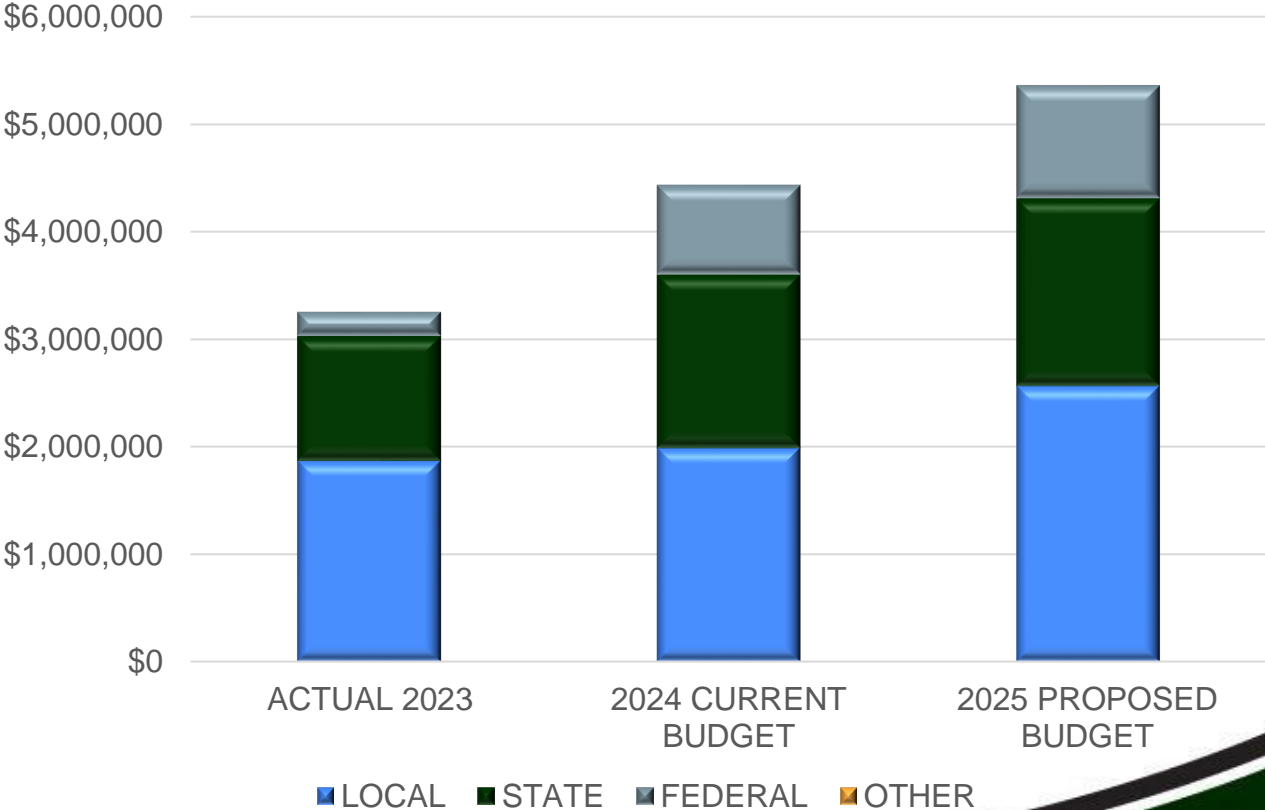
FEDERAL
20%



STATE
33%

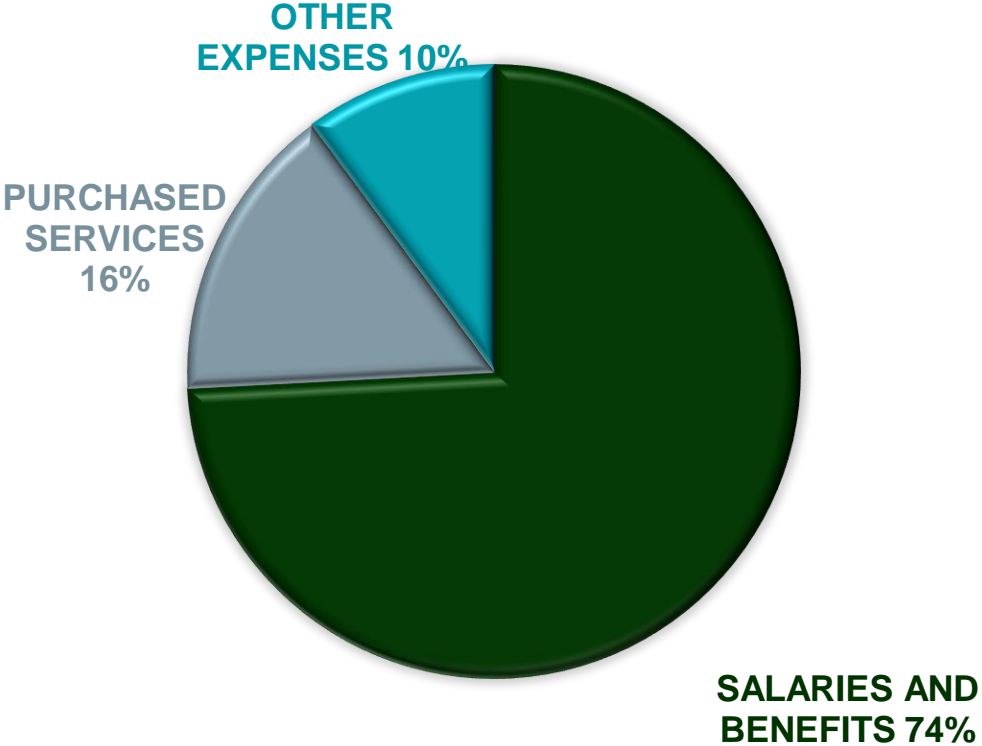
LOCAL
48%

REVENUE BY YEAR

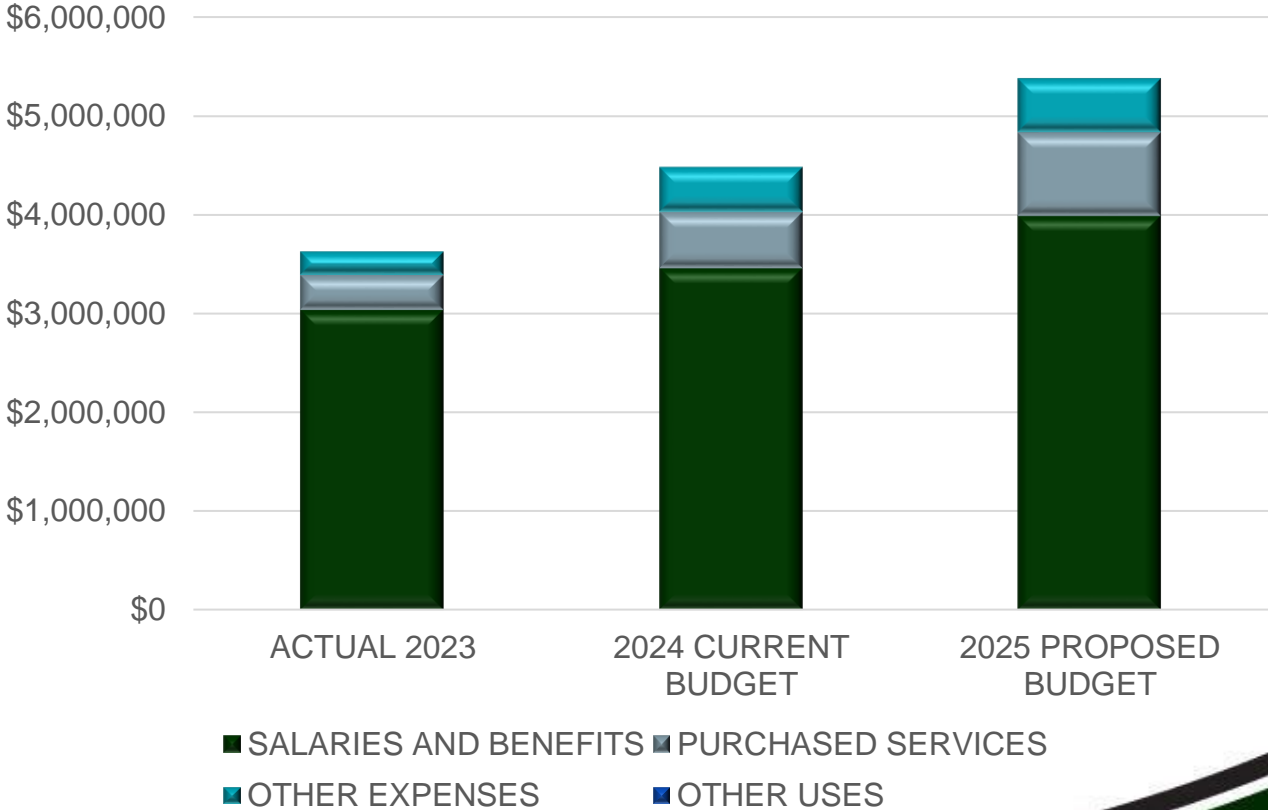


COMMUNITY SERVICE - EXPENDITURES

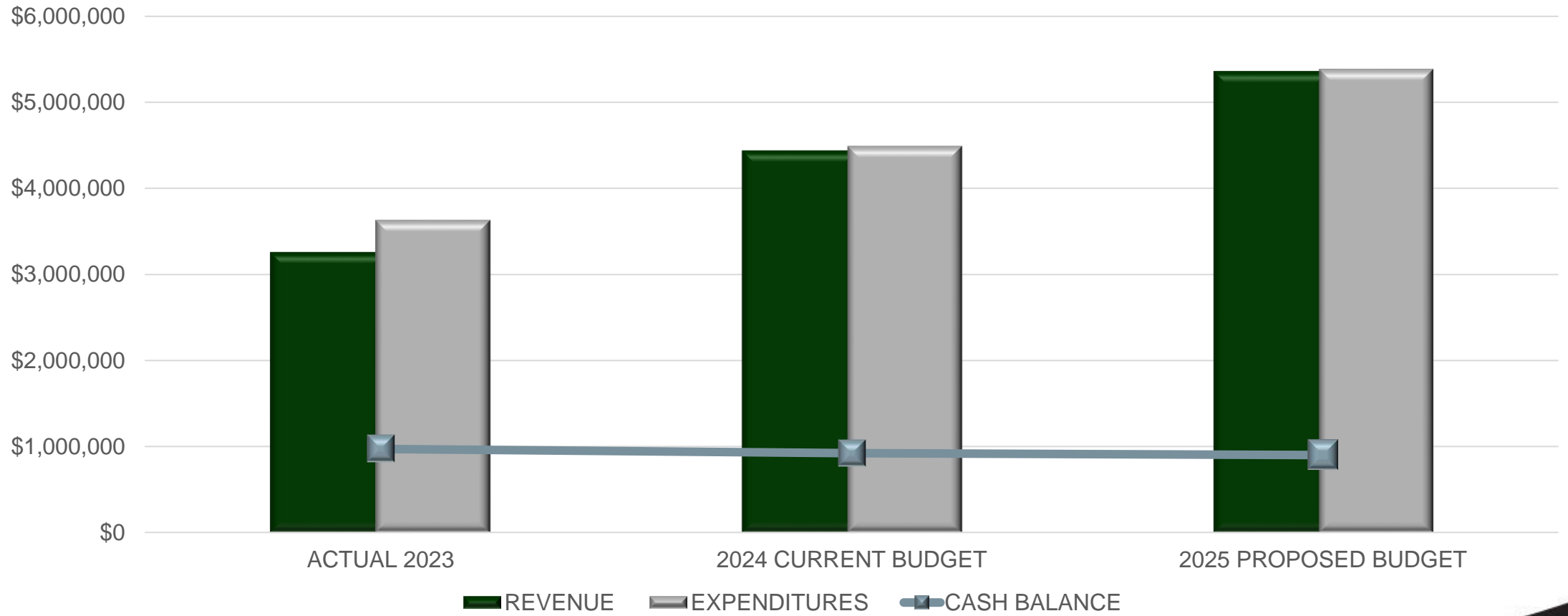
PROPOSED EXPENSE BUDGETS



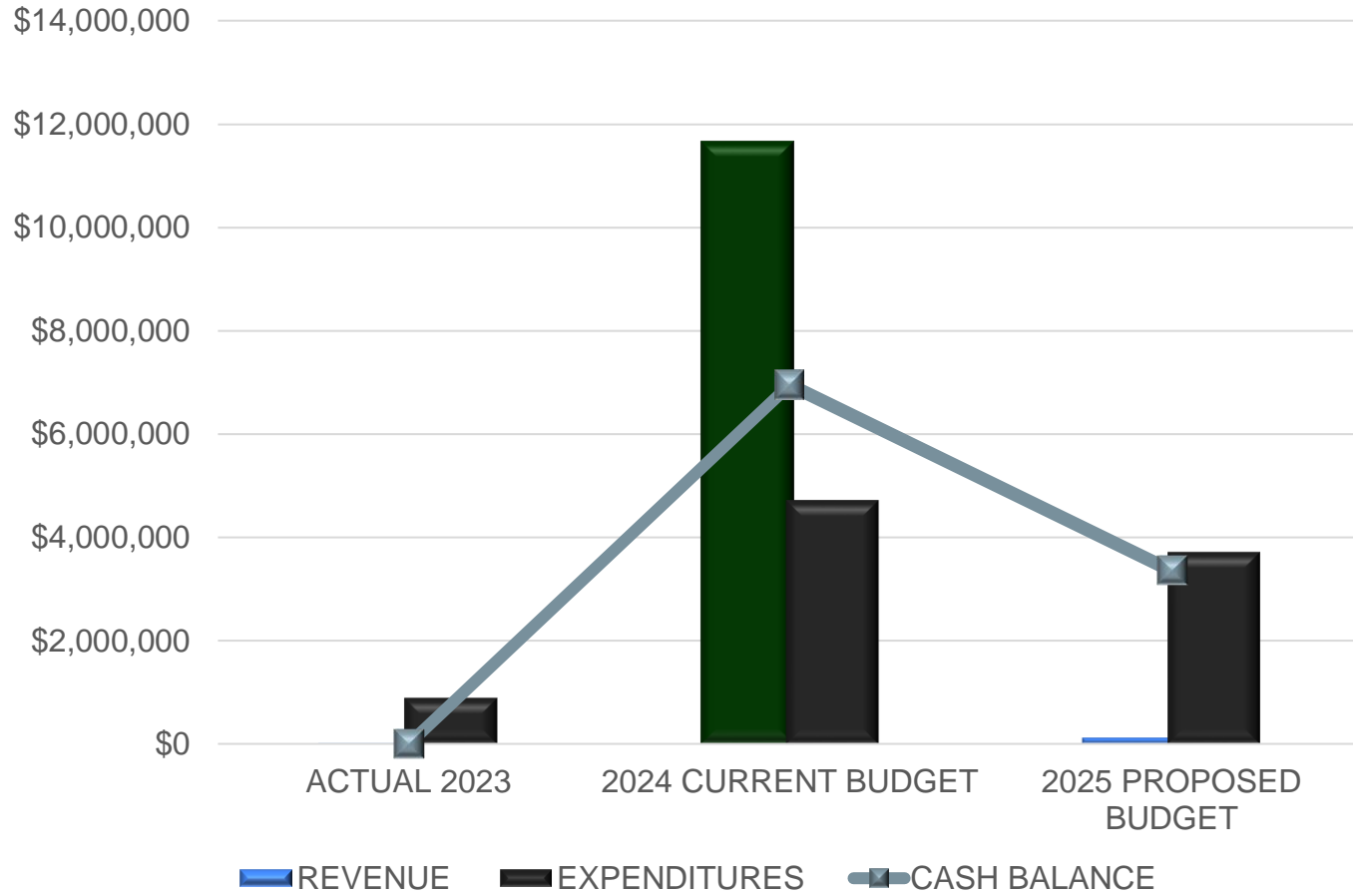
EXPENSES BY OBJECT



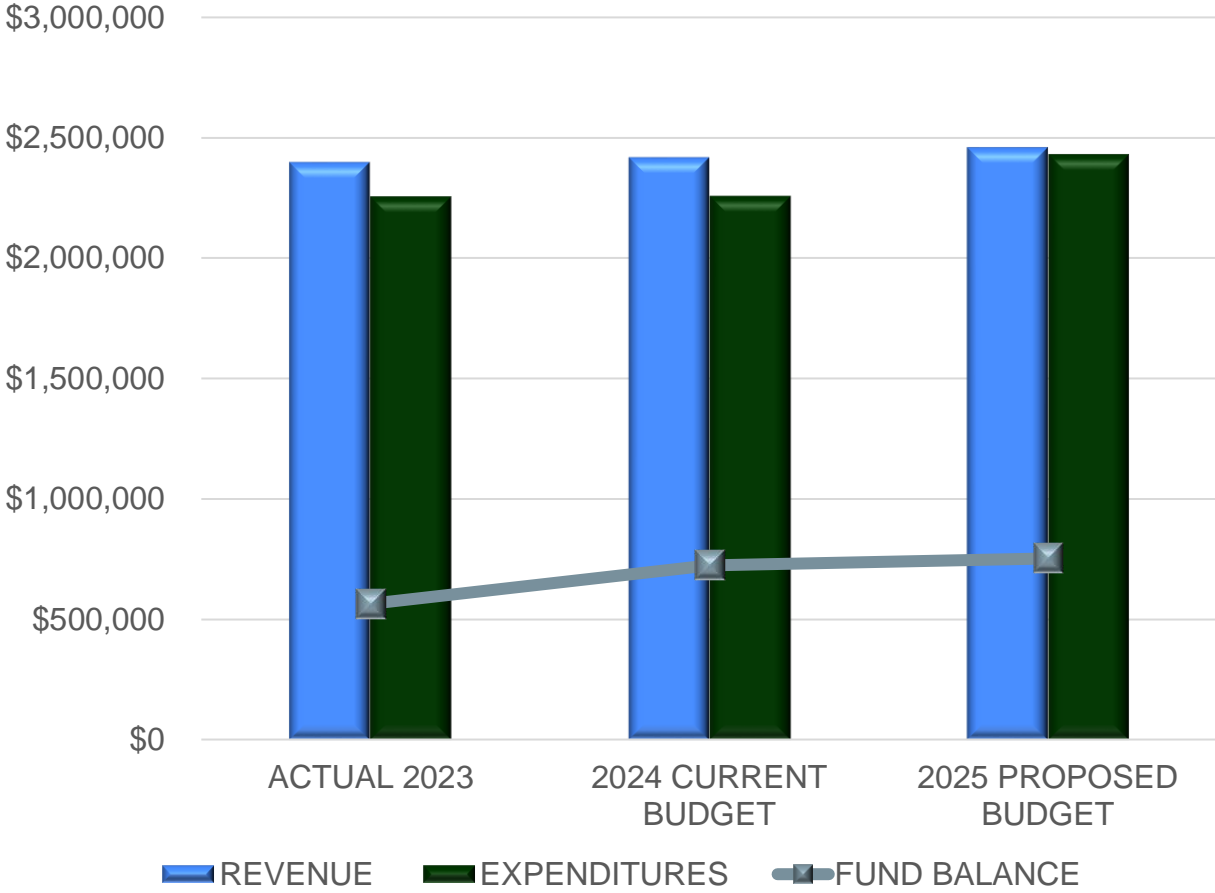
COMMUNITY SERVICE – FUND BALANCES



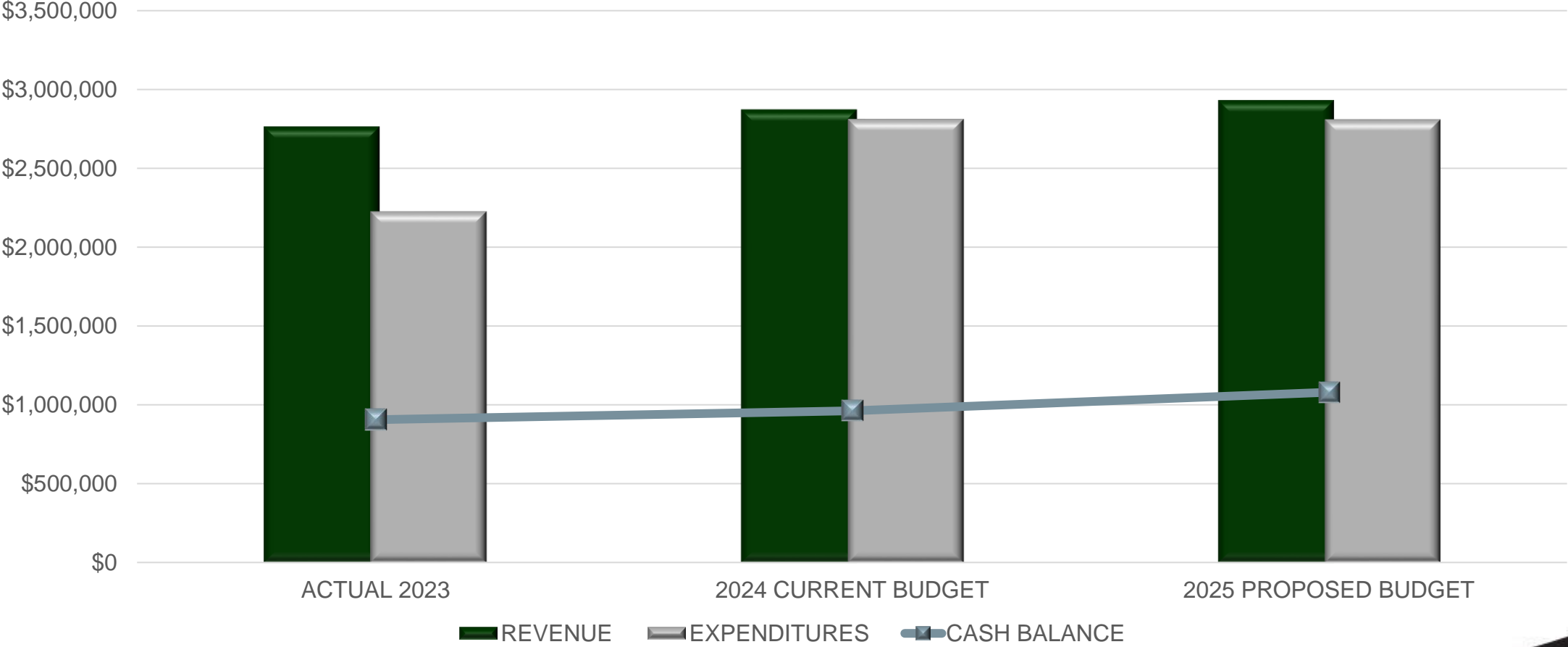
FUND 6 CONSTRUCTION



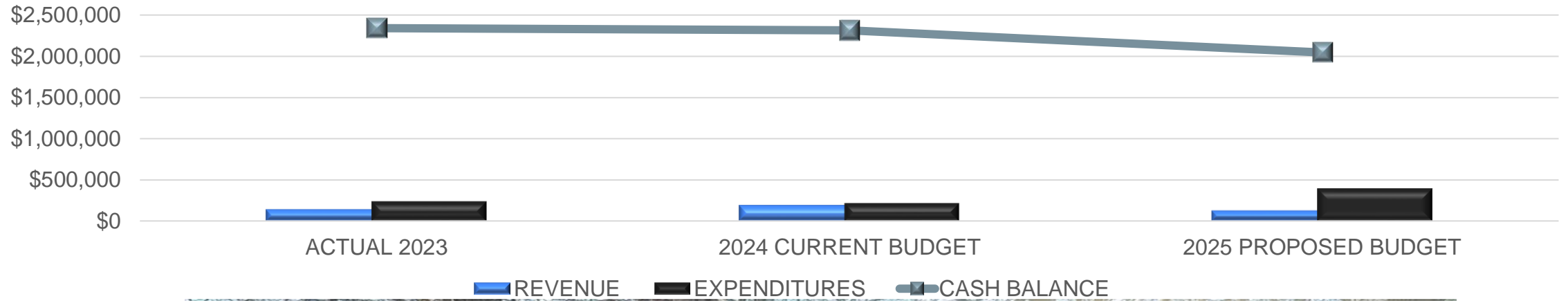
DEBT



FUND 20 INTERNAL SERVICE FUND



FUND 45 OPEB TRUST





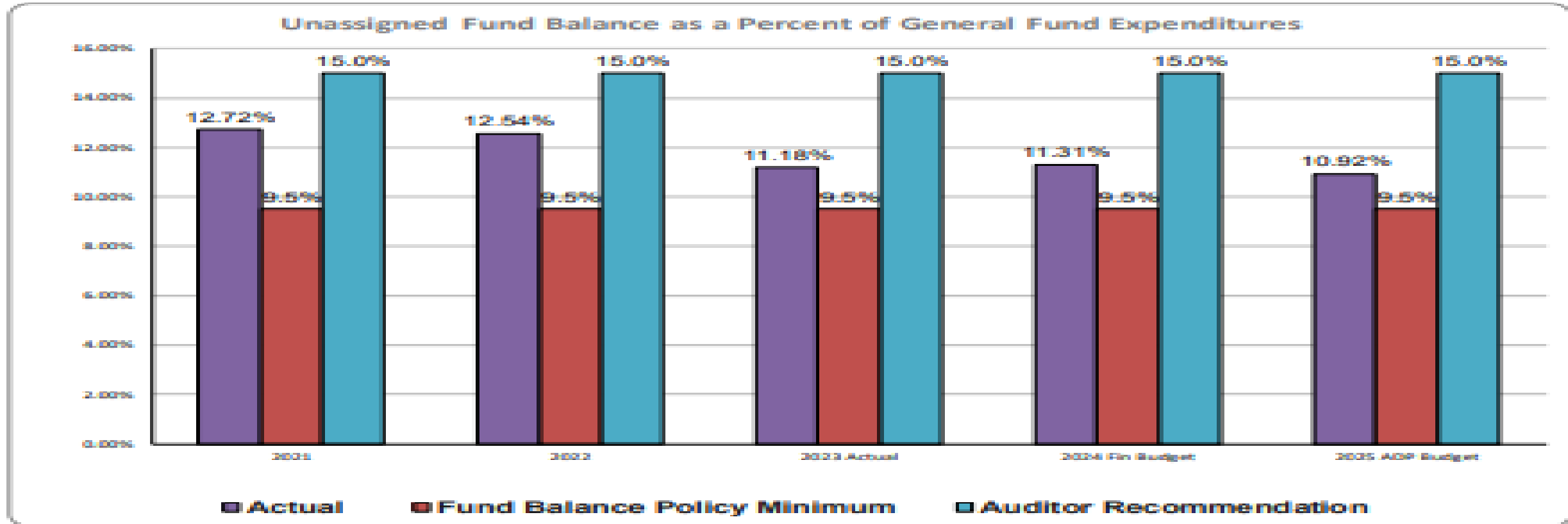
proud of struggles
your life. They bring
you closer to
greatness!
Angelica R. Rodriguez



**Faribault Public Schools
Unassigned Fund Balance as a Percent of General Fund Expenditures**

	2021	2022	2023 Actual	2024 Fin Budget	2025 ADP Budget
Ending Unassigned Fund Balance	6,808,558	6,613,361	6,566,569	7,132,119	6,703,584
General Fund Expenditures*	53,538,523	58,375,599	58,718,772	63,059,658	61,385,056
Fund Balance Policy Minimum	5,086,160	5,545,682	5,578,283	5,990,668	5,831,580
Auditor Recommendation	8,030,778	8,756,340	8,807,816	9,458,949	9,207,758

	2021	2022	2023 Actual	2024 Fin Budget	2025 ADP Budget
Actual	12.72%	12.54%	11.18%	11.31%	10.92%
Fund Balance Policy Minimum	9.5%	9.5%	9.5%	9.5%	9.5%
Auditor Recommendation	15.0%	15.0%	15.0%	15.0%	15.0%



*Less LTFM and Student Activities per Policy 714 Fund Balances.

SPECIAL THANKS TO:

Brett Martindale - Controller
Kimi Hagen - Accounts Receivable/Food Service
Jill Boudreau - Accounts Payable/P-card
Delilah Delgado - Payroll
Brenda Pittman - MARSS





FARIBAUT PUBLIC SCHOOL DISTRICT

5 Year Plan with FY24 & FY25 data - SLG with 3M cuts 10.75% fund Balance

	2024	2025	2026	2027	2028	2029
Unassigned Fund Balance Goal %	10.75%	10.75%	10.75%	10.75%	10.75%	10.75%
Pupil Unit Value	\$7,138	\$7,281	\$7,426	\$7,575	\$7,726	\$7,881
Pupil Unit Value % Change		2.0%	2.0%	2.0%	2.0%	2.0%
1% increase on Basic Formula		\$243,039	\$243,651	\$245,665	\$245,063	\$247,225
REVENUES						
Property Taxes	\$9,273,413	\$9,827,515	\$9,869,593	\$9,817,840	\$9,865,258	\$9,993,730
State	\$47,644,101	\$47,677,735	\$49,256,500	\$51,454,767	\$51,801,583	\$52,612,151
Federal	\$6,838,216	\$2,735,286	\$2,735,286	\$2,735,286	\$2,735,286	\$2,735,286
Other Local	\$1,712,571	\$2,058,478	\$1,966,963	\$1,930,971	\$1,890,049	\$1,875,049
Total Revenue	65,468,301	62,299,014	63,828,342	65,938,865	66,292,177	67,216,217
% Revenue Change	5.89%	-4.84%	2.45%	3.31%	0.54%	1.39%
EXPENDITURES						
Salaries & Wages	\$37,486,339	\$35,247,888	\$36,481,564	\$37,930,305	\$39,193,626	\$40,468,492
Benefits	\$12,770,372	\$12,964,703	\$13,629,574	\$14,311,154	\$14,752,051	\$15,203,723
All Other	\$14,242,462	\$14,361,823	\$14,688,904	\$15,040,846	\$15,406,913	\$15,708,305
Total Expenditures	\$64,499,173	\$62,574,414	\$64,800,043	\$67,282,305	\$69,352,590	\$71,380,519
% Expenditure Change	8.24%	-2.98%	3.56%	3.83%	3.08%	2.92%
Spending Variance	\$969,128	(\$275,400)	(\$971,701)	(\$1,343,440)	(\$3,060,413)	(\$4,164,303)
E.O.Y. APU's						
	3,462.00	3,404.86	3,346.50	3,308.00	3,235.20	3,199.74
2024 2025 2026 2027 2028 2029						
Begin Fund Equity	\$7,985,512	\$8,559,436	\$9,365,779	\$7,648,881	\$4,948,912	\$540,406
Spending Variance	\$969,128	(\$275,400)	(\$971,701)	(\$1,343,440)	(\$3,060,413)	(\$4,164,303)
Non Spendable	\$327,238	\$327,238	\$327,238	\$327,238	\$327,238	\$327,238
Committed	\$0	\$0	\$0	\$0	\$0	\$0
Assigned	\$0	\$0	\$0	\$0	\$0	\$0
Restricted	\$1,100,116	\$1,512,141	\$1,132,193	\$983,024	\$956,006	\$575,853
Change in Restricted	\$0	\$412,025	(\$379,947)	(\$149,169)	(\$27,018)	(\$380,153)
Unassigned Fund Balance	\$7,132,083	\$6,703,584	\$6,189,450	\$4,537,445	(\$742,838)	(\$5,849,793)
Unassigned FB/APU	\$2,060.10	\$1,968.83	\$1,849.53	\$1,371.66	(\$229.61)	(\$1,828.21)
S.O.D. Reserve Amount	(\$1,576,492)	(\$1,528,102)	(\$1,582,663)	(\$1,643,617)	(\$1,694,331)	(\$1,744,037)
Unassigned Fund Balance %	11.31%	10.92%	9.78%	6.90%	-1.10%	-8.39%
-2.5% or less is S.O.D.	OK	OK	OK	OK	OK	S.O.D.
Goal Reserve Amount	\$6,778,917	\$6,570,836	\$6,805,450	\$7,067,552	\$7,285,623	\$7,499,358
Goal Achieved	YES	YES	NO	NO	NO	NO
Plan Change Needed	\$0	\$0	-\$616,000	-\$2,530,107	-\$8,028,461	-\$13,349,151

Resulting Assumptions in the Plan	2024	2025	2026	2027	2028	2029
Enrollment Change (EC-12)						
Change in APU's		(57)	(58)	(38)	(73)	(35)
Basic State Funding / P.U. % Change		2.00%	2.00%	2.00%	2.00%	2.00%
Total Revenues % Change	5.89%	-4.84%	2.45%	3.31%	0.54%	1.39%
Total Expenditures % Change	8.24%	-2.98%	3.56%	3.83%	3.08%	2.92%