

Finance Committee Meeting

Tuesday, June 20, 2023 7:30 AM

Faribault Public Schools District Office, 710 17th Street SW, Faribault, MN 55021

I. Business Items

I.A. Approval of the Finance Committee Minutes from May 15, 2023

II. Contracts, Agreements, Bids and Grants for Review

II.A. Approval of the FY2023-2024 MSA Contract.

II.B. Approval of the FY2023-2024 Riverbend Nature Center Contact

II.C. Approval of FY24 Refuse and Recycling Contract

II.D. Approval of the FY2024 Workman's Compensation Policy

II.E. Approval of the FY2024 Property, Casualty, D & O Policy

II.F. Approval of the FY2024 Head Start Food Contract

II.G. Approval of the FY2024 CVSEC Food Service Contract

II.H. Approval of the FY2024 Discovery School Food Service Contract

II.I. Approval of the FY2024 SURAD Food Service Contract

II.J. Approval of the FY2024 Cannon River STEM School Food Service Contract

II.K. Approval of the LTFM 10 Year Plan

III. Financial Performance

III.A. May 2023 ADM Report

III.B. May 2023 Investment Report

III.C. May 2023 Comparative Financial Report

III.D. May 2023 Analytics Report

III.E. Approval of the FY2023 Final Budget

III.F. Approval of the FY2024 Adopted Budget and Five Year Projections

IV. Financial Strategies

V. Next Meeting - July 17, 2023

VI. Adjourn - ACTION

FINANCE COMMITTEE MINUTES

This meeting was held remotely via Google Meet
May 15, 2023 at 7:30 a.m.

Members in Attendance: Chad Wolff, Jamie Bente, John Bellingham, Richard Olson, Roxanne Hill, Meghan Knutson, Scott Gerdes, Stacy Fox, Robert Dehnert, and Zach Pruitt.

Others in Attendance: Jada Lutterbach, Lexi Vanderlinde, Cathy Hammerschmidt, Brett Martindale, and Delilah Delgado.

Members Absent: Dave Campbell, Joel Olson, and Jason Engbrecht.

This meeting was called to order at 7:30 a.m.

1. Business Items
 - a. Motion by Chad Wolff to approve the minutes from the April 17, 2023 Finance Committee Meeting, second by Jamie Bente. Motion passed.
 - b. Introduce new Controller and Payroll Coordinator
 - i. Brett Martindale begins his new position as Controller effective 5/16/2023.
 - ii. Delilah Delgado begins her new position as Payroll Coordinator effective 5/16/2023.
2. Contracts, Agreements, Buds and Grants for Review
 - a. Cathy Hammerschmidt, Lexi Vanderlinde, and Jada Lutterbach introduce themselves and their role at Sodexo. Scott Gerdes goes over the Sodexo renewal contract. It is hoped with the renewal Faribault Public School's "bad debt" will be reduced. The rates increased by 8.5%. Motion to approve renewal by John Bellingham and a second by Jamie Bente. Motion passed
 - b. Renewal of custodial contract for Nerstrand for fiscal year 2024. The motion to approve the renewal by Jamie Bente and a second by Roxanne Hill. Motion passed
 - c. 2023-24 Nerstrand Charter School Lease; there are no changes to the rate moving into FY24. It is important to note that charter schools cannot own their building. Motion to approve the renewal by John Bellingham and a second by Richard Olson. Motion passed.
 - d. Mr. Gerdes describes the FY24 Nerstrand Tech Support Service Agreement. There are no changes to this renewal, other than it is a cost based contract. The motion to approve the renewal by Jamie Bente and a second by Roxanne Hill. Motion passed

- e. Renewal of the School Nutrition Programs Joint Agreement for food service. FPS receives no admin fee as we complete the billing and gets reimbursed for the difference between the cost of the food from Sodexo and from the cost Nerstrand pays. The motion to approve by Richard Olson and a second by Jamie Bente. Motion passed.
 - f. Mr. Dehnert went over the Nursing Contract for Nerstrand Charter Schools. Nerstrand would like to purchase some nursing services from FPS. The employee would spend 15 hours per year at the nurse's hourly rate and an administrative fee. The motion is approved by Roxanne Hill and seconded by Jamie Bente. Motion passed
 - g. Mr. Dehnert reviewed the contract for a Third-Party Billing Consultant for SFY 2023-2024. This contract will cost \$22,000 a year. The consultant will provide billing services and consultation to the FPS Special Education staff and students eligible for third-party billing reimbursement. Chad Wolff talks about the positives with this agreement. The motion is approved by Chad Wolff and seconded by Stacy Fox. Motion passed.
 - h. New Ten Year Transportation Contract for FY24. Mr. Gerdes is requesting to issue a Request for Quote (RFQ). Faribault has had a very positive relationship with FTS for 75 years. Mr. Olson asks why a ten year contract, Mr. Gerdes states it gives Faribault Transportation security and allows FPS to negotiate better rates. In the Big 9, Faribault Transportation is one of the cheapest, next to Austin Public Schools. FPS is very satisfied with Faribault Transportation, with Jamie Bente and Chad Wolff both giving kudos. The motion is approved by John Bellingham and seconded by Jamie Bente. Motion passed.
 - i. Mr. Pruitt went over "ECFE on the Go," this program is hoped to increase the percentage of FPS kindergarten students to meet grade-level benchmarks. FPS would hire a 30 hour/week bilingual ECFE teacher. This individual will visit home daycares and add eight additional evening and weekend ECFE program options per month. This is a two year pilot program. The motion is approved by Jamie Bente and seconded by Stacy Fox. Motion passed.
3. Financial Performance
- a. Mr. Gerdes shared FY23 Monthly Student Counts. Mr Gerdes shared the concerns with the billing issues with the new PSEO contract. After trying to complete the reconciliation without the State reports, we are still 4 ADM over the revised budget.
 - b. Mr. Gerdes shared the April 2023 Investments report. Our cash balance increased significantly from the end of March to the end of April 2023.

- c. Mr. Gerdes shared the April 2023 Comparative Financial Reports. The utilities continue to be over budget with a budget adjustment coming in the Final Budget revisions.
 - d. Mr. Gerdes shared the April 2023 Analytics with the Finance Committee. We continue to head toward a solid end of year.
4. Financial Strategies
- a. Marketing the Falcons Online Academy. Discussion between Richard Olson and Scott Gerdes around how to market and grow the program. Mr. Olson hopes the new FOA coordinator will have a marketing background. Jamie Bente is hopeful the current Communications Coordinator, the marketing class at FHS and DECA will be very helpful.
5. Next Meeting June 19, 2023
6. Motion by Jason Engbrecht to adjourn the meeting, second by Stacy Fox. Meeting adjourned at 8:39 a.m.

Respectfully submitted by Meghan Knutson



MINNESOTA STATE ACADEMIES FOR THE DEAF AND THE BLIND

615 Olof Hanson Drive, Faribault MN 55021 (507) 384-6600 www.msa.state.mn.us

Minnesota State Academies and Faribault Public School District Tuition Agreement 2023-2024

WHEREAS, the Faribault School District #656, hereinafter referred to as Faribault School District, and the Minnesota State Academy for the Blind and Minnesota State Academy for the Deaf, hereinafter referred to as Minnesota State Academies (District #160), have entered into a positive relationship for the education of students with disabilities.

WHEREAS, the Board of the Minnesota State Academies and the School Board of the Faribault School District wish to maintain this positive relationship,

NOW THEREFORE:

Be it resolved that the Faribault School District, as authorized by M.S. 125A.65, Subdivision 5, will provide opportunities for learners who are enrolled in the Minnesota State Academies.

Be it resolved that the Board of Minnesota State Academies, in accordance with M.S. 125A.65, Subdivision 6, has determined that no tuition will be charged to the Faribault School District for students enrolled at the Minnesota State Academies who are residents of the Faribault School District.

Be it resolved that the School Board of Faribault School District, in accordance with M.S. 125A.65, Subdivision 6, has determined that no tuition will be charged to the Minnesota State Academies for students attending classes at the Faribault School District.

This resolution shall be in effect for the 2023-2024 school year.

RECOMMENDED BY

THE MINNESOTA STATE ACADEMIES – DISTRICT #160

BY _____

TITLE: _____

DATE: _____

APPROVED

FARIBAULT SCHOOL DISTRICT #656

BY _____

TITLE: _____

DATE: _____

APPROVED

MINNESOTA STATE ACADEMIES BOARD

BY _____

TITLE: _____

DATE: _____



River Bend

NATURE CENTER

June 9, 2023

Jamie Bente, Superintendent
Andrew Beenken-Adams, CPA
Faribault Public Schools – Pre-K – 6th Grade
710 17th St SW
Faribault, MN 55021

Dear Jamie,

Attached you will find a proposed 2023-2024 contract between the Faribault Public Schools and River Bend Nature Center. We continue to meet with your curriculum directors to ensure that programs are in alignment with the State Academic Standards in Science and meet Faribault Public Schools' needs.

Thank you and we look forward to the continuing to provide programs for your students.

Sincerely,

Brad Bourn,

Executive Director

*Helping people discover, enjoy,
understand, and preserve the incredible
natural world that surrounds us.*

River Bend Nature Center (RBNC)

Faribault Public School District (FPS)

Letter of Agreement

We are proud of the partnership we have had since 1979 to work together to provide high quality STEAM curriculum for area students, and we look forward to continuing that tradition for the 2023-2024 school year.

Pre-K to 6th services: (\$33,517)

RBNC will work with FPS curriculum directors and teachers to create lessons that enhance learning to meet science standards. To best cover the agreed upon benchmarks, RBNC has devised and provides a three part lesson plan that will be provided in-person.

- The pre-lesson activity is to be implemented by the teachers in the classroom prior to their visit to River Bend.
- The field lesson at River Bend Nature Center will engage students kinesthetically while enhancing and solidifying those standards.
- The post-visit assessment activity is implemented by teachers and takes place after the field program.

RBNC will provide your pre-K-6 schools with the following number of programs:

- One 1.5-hour session for Pre-K
- Three 1.5-hour sessions for Kindergarten
- Two 1.5-hour sessions for 1st grade
- Two 1.5-hour sessions for 2nd grade
- Two sessions for 3rd grade (1.5-hours in the fall, 2 hours in the winter)
- Two 2-hour sessions for 4th grade
- Two 2-hour sessions for 5th grade
- Two sessions for 6th grade (2 hours in the fall, 1.5 hours in the spring)

High School Programming (\$6,000)

At the request of FPS, we are transitioning our services provided under the "Field Biologist Internship Program" to better align with the Agriculture Department's current service delivery model. **River Bend will host 30 hours of field trips and learning experiences in collaboration with the Agricultural department.** These hours will be in the form of curated field trips and activities at RBNC ranging from 2-4 hour experiences as requested by the Agriculture Department. RBNC and FPS's Agricultural department will collaborate on scheduling services.

No Child Left Inside summer and Out-of-School programming (\$20,000): Through a successful joint application to the Department of Natural Resources, Faribault Public Schools and River Bend Nature Center received a \$25,000 No Child Left Inside grant to support summer and out-of-school time activities for FPS students at River Bend Nature Center. River Bend will Coordinate with FPS Community Education and Engagement Director to provide 48 club and 20 field trips during summer and Out-of-School time hours at River Bend Nature Center between the execution of this agreement and June 30th, 2024. FPS will arrange transportation with their portion of grant funds.

PROGRAM POLICIES:

RESCHEDULING - There is limited time to reschedule programs. Programs will be adapted for indoor activities based on our staff's discretion and topic. If you have questions or concerns about your program, please call and notify us at least 24 hours before your scheduled program.

WEATHER - Programs will be held regardless of the weather. We ask that you dress accordingly. In the event of severe weather or school closings, we may reschedule programs per our discretion. We will notify you within 24 hours of your scheduled program.

PHOTO – River Bend Nature Center will assume that all students are able to have their pictures taken for RBNC promotional purposes unless River Bend has been notified otherwise by classroom teacher or school representatives.

As part of our agreement for the 2023-2024 school year, River Bend will also:

- Work with FPS teachers and curriculum directors to ensure our lessons encompass specific Minnesota Academic Standards in Science and integrate reading, writing, and math into pre- and post-lessons packets for teachers to use in the classroom that enhance and integrate learning.
- Provide emails to teachers including program support specific to the Faribault School curriculum.
- Arrange busing logistics. If a special bus is needed, FPS teachers will need to contact Faribault Transportation to fill out a form and arrange for a special bus.


- Offer teachers suggestions, trainings, and advice in teaching science or outdoor based education.

Beyond our contract partnership which provides for the pre-K-6 program, we work to provide opportunities for the school district in additional ways. A few examples are:

- In-school instruction on Recycling and Waste Reduction at the 3rd and 4th grade levels. The grade levels may vary depending on the need of the school.
- In-school instruction on Stormwater Education at 5th grade level.
- Opportunities for in-classroom programs with unique natural history / environmental education and outdoor recreation experiences.
- Professional Development for teachers to learn how to teach nature education to students.
- Opportunities to work with specialized groups such as the Community Schools, Newcomer Program, STEAM, etc.
- Work collaboratively with the school district to tell the story of the positive impact the partnership has had on individuals and the community.

The contract fee for the 2023-2024 school year is \$59,517. An invoice will be sent for payment at the beginning of the 2023-2024 school year and is due 9/30/23. River Bend Nature Center is committed to providing the Faribault Public Schools District, students and teachers with high quality, hands-on science and environmental education experiences.


Agreed to by:

 6-5-23/Date

Brad Bourn
River Bend Nature Center
Executive Director

_____/Date

Jamie Bente
Faribault Public Schools
Superintendent





710 17th St. SW, Faribault, MN 55021

Office: 507-333-6000 | Fax: 507-333-6050

MEMORANDUM

TO: Finance Committee

FR: Kain Smith, Director of Buildings & Grounds/Health & Safety
Scott Gerdes, Director of Finance and Operations

DA: June 20, 2023

RE: Refuse and Recycling

Faribault Public Schools Advertised for **Refuse and Recycling** for a two-year contract with the option if the district is pleased with services both parties can agree to extend the contract.

On June 12th, 2023 at 10:00 am quotes were opened. There were three proposals.

Refuse & Recycling Quote	
Flom Disposal	\$135,520.00
City & Lakes Disposal	\$104,157.60
Waste Management	\$110,173.44
Archambault Brothers Disposal	No Bid

Please consider approval of the waste handling contract for FY2024 with City and Lakes Disposal.



710 17th St. SW, Faribault, MN 55021

Office: 507-333-6000 | Fax: 507-333-6050

MEMORANDUM

To: Finance Committee

From: Scott Gerdes, Director of Finance and Operations

Date: June 20, 2023

RE: FY2024 Workman's Compensation Insurance

For the 2022-2023 school year, Faribault Public Schools carried its workman's compensation insurance through State Auto Insurance. This year we paid 274,410 dollars which included a base of 32.15M with an Experience Modification Rate (EMR) of 1.43. This year our renewal quote from State Auto was 258,400 dollars with a base of 34.05M and an EMR of 1.17. We also received a quote from SFM, a carrier we had about 8 years ago for \$247,714 dollars. This is a savings of \$26,696 dollars. This savings is largely due to the work of our Health and Safety Team with help from our broker Heartman Insurance. Please consider approval of the contract with SFM for FY2024.



710 17th St. SW, Faribault, MN 55021

Office: 507-333-6000 | Fax: 507-333-6050

MEMORANDUM

To: Finance Committee

From: Scott Gerdes, Director of Finance and Operations

Date: June 20, 2023

RE: FY2024 Property, Casualty, and D&O insurance

For the 2022-2023 school year, Faribault Public Schools carried its property, casualty, and D&O insurance through Selective Insurance. This year the premium was 200,221 dollars. This year we received our renewal which is 213,152 dollars. This increase is mostly attributed to inflationary coverage on our property insurance. We also looked at a group policy through MIST. This policy would be around \$60,000 more. Please consider approval of the Selective Insurance policy for FY2024.

SELECTIVE

BE UNIQUELY INSUREDSM

Quotation of Commercial Insurance

Prepared for:
INDEPENDENT SCHOOL DISTRICT #656
PO BOX 618
FARIBAULT, MN 550210618

Presented By:
HEARTMAN AGCY INC

Proposal Print Date:05/16/2023

SELECTIVE

BE UNIQUELY INSUREDSM

Quotation of Commercial Insurance
Schools
Renewal

Prepared for:
INDEPENDENT SCHOOL DISTRICT #656
PO BOX 618
FARIBAULT, MN 550210618

Presented By:
HEARTMAN AGCY INC

The following quotation of insurance has been developed for the above captioned risk.
IT IS AGREED AND UNDERSTOOD NO COVERAGE HAS BEEN BOUND.

This quotation will expire after (30) days Or the effective date of requested coverages unless otherwise notified.

Proposal Print Date: 05/16/2023
Underwritten By:
Selective Ins Co of America

Quotation of Commercial Insurance
INDEPENDENT SCHOOL DISTRICT #656
Quote # 66309700
Policy Period: 07/01/23 to 07/01/24

Premium Summary

<u>Coverage</u>	<u>Premium</u>
Commercial Output Program (COP)	\$150,309.22
Inland Marine	\$7,648.00
General Liability	\$8,351.00
Abuse or Molestation	\$15,905.00
Automobile	\$4,034.00
Umbrella	\$13,294.00
School Board Legal Liability (SBLL)	\$13,611.00
Total Premium	\$213,152.22

This non-binding proposal is only a summary of premium. It is not a guarantee that the actual premium will not exceed the amount of the proposal. No coverage is provided by this summary nor does it replace any provisions of the final policy. For specific terms and restrictions, refer to the individual policy and coverage forms.

Quotation of Commercial Insurance
INDEPENDENT SCHOOL DISTRICT #656
Quote # 66309700
Policy Period: 07/01/23 to 07/01/24

Line Of Business Premium Recap

COP Premium Totals

<u>Coverages</u>	<u>Premium</u>
BLDG/BPP	\$107,713.00
Equipment Breakdown	\$37,002.00
Mun Tax/Surc	\$490.22
Terrorism (Certified Acts)	\$5,066.00
GreenPac® Property Increased Cost	\$28.00
GreenPac® Soft Costs	\$10.00
<hr/>	
Grand Total LOB Premium	\$150,309.22

Inland Marine Premium Totals

<u>Coverages</u>	<u>Premium</u>
Commercial Articles	\$227.00
Signs	\$361.00
Electronic Information Systems	\$4,864.00
Contractors Equipment	\$895.00
Misc Property	\$1,042.00
Terrorism (Certified Acts)	\$259.00
<hr/>	
Grand Total LOB Premium	\$7,648.00

General Liability Premium Totals

<u>Coverages</u>	<u>Premium</u>
Premises Operations	\$6,926.00
Products/Completed Operations	\$188.00
Employee Benefits Program	\$321.00
Terrorism (Certified Acts)	\$282.00
Data Compromise	\$200.00
Schools General Liability Extension Coverage	\$434.00
<hr/>	

This non-binding proposal is only a summary of premium. It is not a guarantee that the actual premium will not exceed the amount of the proposal. No coverage is provided by this summary nor does it replace any provisions of the final policy. For specific terms and restrictions, refer to the individual policy and coverage forms.

Quotation of Commercial Insurance
INDEPENDENT SCHOOL DISTRICT #656
Quote # 66309700
Policy Period: 07/01/23 to 07/01/24

Grand Total LOB Premium \$8,351.00

Abuse or Molestation Premium Totals

<u>Coverages</u>	<u>Premium</u>
Occurrence	
Schools Abuse or Molestation	
	\$15,905.00
<hr/>	
Grand Total LOB Premium	\$15,905.00

Automobile Premium Totals

<u>Liab Coverages</u>	<u>Premium</u>	<u>Phy Dmg Coverages</u>	<u>Premium</u>
Liability	\$847.00	Comprehensive	\$620.00
No-fault/pip	\$145.00	Collision	\$681.00
UM/UIM (BI/CSL)	\$125.00	Hired Comp	\$25.00
UIM (BI/PD)	\$424.00		
Excess Hired	\$46.00		
Non-owned	\$850.00		
Terrorism Premium	\$137.00		
Schools Auto Extension Coverage	\$134.00		
Liability Total Premium	\$2,708.00	Phy Dmg Total Premium	\$1,326.00
<hr/>		<hr/>	
Grand Total LOB Premium		\$4,034.00	

Umbrella Premium Totals

<u>Coverages</u>	<u>Premium</u>
Terrorism (Certified Acts)	\$450.00
Umbrella	\$12,844.00
<hr/>	
Grand Total LOB Premium	\$13,294.00

This non-binding proposal is only a summary of premium. It is not a guarantee that the actual premium will not exceed the amount of the proposal. No coverage is provided by this summary nor does it replace any provisions of the final policy. For specific terms and restrictions, refer to the individual policy and coverage forms.



Quotation of Commercial Insurance
 INDEPENDENT SCHOOL DISTRICT #656
 Quote # 66309700
 Policy Period: 07/01/23 to 07/01/24

School Board Legal Liability Premium Totals

<u>Coverages</u>	<u>Premium</u>
School Board Legal Liability	\$12,328.00
Loss of Wages	\$1,233.00
Non Monetary Damages	Included
Limited Civil Legal Expense	\$50.00
<hr/>	
Grand Total LOB Premium	\$13,611.00

This non-binding proposal is only a summary of premium. It is not a guarantee that the actual premium will not exceed the amount of the proposal. No coverage is provided by this summary nor does it replace any provisions of the final policy. For specific terms and restrictions, refer to the individual policy and coverage forms.

Quotation of Commercial Insurance
INDEPENDENT SCHOOL DISTRICT #656
Quote # 66309700
Policy Period: 07/01/23 to 07/01/24

Policy Location Schedule

<u>Loc#</u>	<u>Bldg#</u>	<u>Street</u>	<u>City</u>	<u>State</u>	<u>Zip</u>
001	001	330 9TH AVE SW	FARIBAULT	MN	55021
001	002	330 9TH AVE SW	FARIBAULT	MN	55021
002	001	930 4TH AVE NW	FARIBAULT	MN	55021
003	001	510 LINCOLN AVE NW	FARIBAULT	MN	55021
004	001	922 HOME PL	FARIBAULT	MN	55021
005	001	SMITH FIELD NORTH ALEXANDER PK	FARIBAULT	MN	55021
005	002	SMITH FIELD NORTH ALEXANDER PK	FARIBAULT	MN	55021
005	003	SMITH FIELD NORTH ALEXANDER PK	FARIBAULT	MN	55021
005	004	SMITH FIELD NORTH ALEXANDER PK	FARIBAULT	MN	55021
006	001	205 2ND ST S	NERSTRAND	MN	55053
006	002	205 2ND ST S	NERSTRAND	MN	55053
007	001	2855 1ST AVE NW	FARIBAULT	MN	55021
007	002	2855 1ST AVE NW	FARIBAULT	MN	55021
007	003	2855 1ST AVE NW	FARIBAULT	MN	55021
008	001	704 AND 710 17TH ST SW	FARIBAULT	MN	55021
008	002	704 17TH ST SW	FARIBAULT	MN	55021
009	001	925 PARSHALL ST	FARIBAULT	MN	55021
012	001	1051 FARIBAULT RD	FARIBAULT	MN	55021

This non-binding proposal is only a summary of premium. It is not a guarantee that the actual premium will not exceed the amount of the proposal. No coverage is provided by this summary nor does it replace any provisions of the final policy. For specific terms and restrictions, refer to the individual policy and coverage forms.

Quotation of Commercial Insurance
INDEPENDENT SCHOOL DISTRICT #656
Quote # 66309700
Policy Period: 07/01/23 to 07/01/24

Table Of Contents

	<u>Page #</u>
Premium Summary.....	3
Premium Recap.....	4
Location Schedule.....	7
Automobile Schedule.....	9
Inland Marine Schedule of Equipment.....	10
Commercial Output Program (COP).....	11
Inland Marine.....	15
General Liability.....	16
Abuse or Molestation.....	17
Automobile.....	18
Umbrella.....	22
School Board Legal Liability (SBL).....	23
Billing Information.....	24
Terrorism (Certified Acts) Information.....	25
IN0584 1220.....	Appendix I
IN0234 0223.....	Appendix II
IN1012 1021.....	Appendix III
IN1013 1021.....	Appendix IV
Schools General Liability Extension Coverage.....	Appendix V
Schools Auto Extension Coverage.....	Appendix VI
COP Premier Pac - CO5006.....	Appendix I
COP Premier Pac - CO5002.....	Appendix II

This non-binding proposal is only a summary of premium. It is not a guarantee that the actual premium will not exceed the amount of the proposal. No coverage is provided by this summary nor does it replace any provisions of the final policy. For specific terms and restrictions, refer to the individual policy and coverage forms.

Quotation of Commercial Insurance
INDEPENDENT SCHOOL DISTRICT #656
Quote # 66309700
Policy Period: 07/01/23 to 07/01/24

Policy Auto Schedule

<u>Veh #</u>	<u>State</u>	<u>Year</u>	<u>Make/Model</u>	<u>VIN</u>	<u>Comp Ded</u>	<u>Coll Ded</u>	<u>Premium</u>
006	MN	09	CHEVROLET/C7500 C7C042	1GBJ7C1G69F402276	500	500	\$252.00
008	MN	12	CHEVROLET/SILVERADO K21GC0KVC	G4CF107201	500	500	\$241.00
009	MN	12	DOOLITTLE/DUMP TRAILER	1DGDP1424CM098306	500	500	\$44.00
010	MN	12	DOOLITTLE/UTILITY TRAI	1DGRS2024CM097897	500	500	\$44.00
011	MN	04	MERCURY/MOUNTAINEER	4M2ZU86W24ZJ43730	500	500	\$200.00
023	MN	18	RAM/PROMASTER 2500 250	3C6TRVDG8JE137677	500	500	\$316.00
024	MN	16	H&H/TRAILER	SJWVT162XJNS06358	500	500	\$35.00
026	MN	18	RAM/PROMASTER 2500 250	3C6TRVCG7JE142502	500	500	\$282.00
039	MN	21	KIA/FORTE	3KPF24AD4ME373715	500	500	\$425.00
041	MN	20	RAM/1500 PROMASTER	3C6TRVNG6LE131989	500	500	\$344.00
043	MN	19	MITSUBISHI/OUTLANDER S	JA4AP3AU1KU029211	500	500	\$386.00
045	MN	16	RAM/PROMASTER CITY	ZFBERFBT9G6B15988	500	500	\$273.00

This non-binding proposal is only a summary of premium. It is not a guarantee that the actual premium will not exceed the amount of the proposal. No coverage is provided by this summary nor does it replace any provisions of the final policy. For specific terms and restrictions, refer to the individual policy and coverage forms.

Quotation of Commercial Insurance
INDEPENDENT SCHOOL DISTRICT #656
Quote # 66309700
Policy Period: 07/01/23 to 07/01/24

Inland Marine Schedule of Equipment

<u>Item No</u>	<u>Description of Equipment</u>	<u>Limit of Insurance</u>
00001	1998 TORO WORKMAN D7202 #21000069	\$4,955.00
00002	2014 BOBCAT 5600 TOOLCAT	\$63,416.00
00003	TORO TRACTOR; GM5910 #410377038	\$103,425.00
00004	2018 ZERO TRUN MOWER; KUBOTA; ZD1211 #27941	\$12,880.00
00005	2011 ZERO TURN MOWER; SIMPLICITY #ET15674	\$8,000.00
00006	2018 LINE DRIVER 3900 LAZER; GRACO; 17H449 #3354	\$6,499.00
00007	2018 BOBCAT; BOBCAT; 5595 #B3NL16998	\$10,551.00
00008	2021 KUBOTA TRACTOR S#50492 L6060HSTC	\$46,000.00
00009	2020 KUBOTA ZERO TURN S#10939	\$9,272.00
00010	TOOLCAT S#AHG815183	\$23,035.00
00011	GROUDSMaster 1200 S#411527383	\$24,167.00
00012	KUBOTA WORKMAN HDX2 WD	\$26,743.00
	TOTAL	\$338,943.00

This non-binding proposal is only a summary of premium. It is not a guarantee that the actual premium will not exceed the amount of the proposal. No coverage is provided by this summary nor does it replace any provisions of the final policy. For specific terms and restrictions, refer to the individual policy and coverage forms.

Quotation of Commercial Insurance
INDEPENDENT SCHOOL DISTRICT #656
Quote # 66309700
Policy Period: 07/01/23 to 07/01/24

Commercial Output Program

Catastrophe Limit	Limit 226,614,323
<u>Property Coverage Part</u>	
Coverage Limit Type	Blanket
Blanket Building Limit	202,639,021
Blanket Business Personal Property Limit	14,075,302
Valuation	RC
Policy Deductible	10,000
Consequential Loss	Inc in BPP Property Limit
Emergency Removal	365 Days
Fraud and Deceit	Inc in BPP Property Limit
GreenPac® Prop. Inc. Cost (Occur/Agg)	25,000/50,000
GreenPac® Soft Costs (Occur/Agg)	25,000/25,000
Damage from Theft	Inc in Cov Property Limit
Harvested Crops	25,000
Off Premises Utility Service Interruption	50,000
Overhead Transmission Lines	Excluded
Covered Utility:	
Power	
Tenants Building Glass Liability	Inc in BPP Property Limit
Additional Costs	250,000
BPP Seasonal Increase	25%
Brands or Labels Expense	50,000
Common Property Within Owned Buildings	25,000
Emp Theft (Inc Emp Benefit Plans)	100,000
Forgery or Alterations	100,000
Forged Credit Card Written Instrument	50,000
Money & Securities - Inside the Premises	25,000
Money & Securities - Outside the Premises	15,000
Money Orders & Counterfeit Paper Currency	5,000
Expediting Expense	50,000
Fire Department Service Charge	25,000
Inventory & Appraisal Expenses	50,000
Legal Liability-Building	100,000
Lock Replacement Coverage	10,000

This non-binding proposal is only a summary of premium. It is not a guarantee that the actual premium will not exceed the amount of the proposal. No coverage is provided by this summary nor does it replace any provisions of the final policy. For specific terms and restrictions, refer to the individual policy and coverage forms.

Quotation of Commercial Insurance

INDEPENDENT SCHOOL DISTRICT #656

Quote # 66309700

Policy Period: 07/01/23 to 07/01/24

Members & Guests Property (Max \$5,000 per Ind)	50,000
Non-Owned Detached Trailers	50,000
Ornamental Gardens & Landscape Display	25,000
Outdoor Property	75,000
Personal Effects	25,000
Personal Effects of Students Any One Student limit	5,000
Personal Effects of Students Any One Occurrence Limit	100,000
Personal Prop of Others - Valuation	Up to Replacement Cost
Pollutant Cleanup & Removal	50,000
Property Off Premises	100,000
Recharge of Fire Extinguishing Equip	50,000
Rewards	25,000
Sewer Backup Water Below Surface	100,000
Ordinance or Law - Undamaged Parts of a Building	Included in Bldg Limit
Ordinance or Law - Increased Cost to Repair or Demolish	1,000,000
Undrgrd Pipes, Plngs, Brdgs & Rdwys	250,000
Outdoor Fences Limitation	100,000
Outdoor Signs Limitation	100,000
Roof Protection	1,000
Specified Appurtenant Structures	100,000
Underground Fiber Optic Cable Any One Occurrence	10,000
Underground Fiber Optic Cable Any One Policy Year	50,000
Accounts Receivable	100,000
Elect or Magn Disturbance of Computers	Inc in BPP Property Limit
Power Supply Disturbance of Computers	Inc in BPP Property Limit
Fine Arts	100,000
Off Premises Computers	25,000
Property in Transit	50,000
Property on Exhibition	50,000
Sales Representative Samples	50,000
Software Storage	50,000
Valuable Papers	100,000
Virus and Hacking Coverage - Limit Any One Occurrence	25,000
Virus and Hacking Coverage - Limit Any 12 Month Period	50,000
Furs (theft)	10,000
Jewelry (theft)	10,000
Stamps, Tickets, Letters of Credit	5,000
Installment Sales	100,000

This non-binding proposal is only a summary of premium. It is not a guarantee that the actual premium will not exceed the amount of the proposal. No coverage is provided by this summary nor does it replace any provisions of the final policy. For specific terms and restrictions, refer to the individual policy and coverage forms.

Quotation of Commercial Insurance
INDEPENDENT SCHOOL DISTRICT #656
Quote # 66309700
Policy Period: 07/01/23 to 07/01/24

Limited Fungus and Related Perils	50,000
Newly Built or Acquired Buildings	5,000,000
Personal Property - Acquired locations	2,000,000
Locations "You" Elect Not To Describe	100,000
Emergency Removal Expense	5,000

Income Coverage Part

Coverage Limit Type	Blanket
Blanket Limit	9,900,000
Waiting Period Deductible	72 Hours
Earnings, Rents and Extra Expense	
Interruption by Civil Authority	30 Days
Period of Loss Extension	180 Days
Auto Physical Damage	25,000
Communicable Disease Extra Expense	25,000
Computer Virus and Hacking - Limit Any One Occ	25,000
Computer Virus and Hacking - Limit Any 12 Month Period	75,000
Computer Virus and Hacking - Waiting Period	12 Hours
Contract Penalty - Limit Any One Occurrence	100,000
Contract Penalty - Limit Any 12 Month Period	250,000
Dependent Locations	250,000
Emergency Vacating Expense	25,000
Food Contamination Shutdown	50,000
Ingress or Egress	50,000
Off Premises Utility Srvc Interruption	25,000
Service Int Waiting Period	12 Hours
Overhead Transmission Lines	Excluded
Covered Utility:	
Power	
Pollutant Clean Up and Removal	25,000
Property In Transit, On Exhibition or Custody of Sales Rep	25,000
Sewer Backup Water Below the Surface	100,000
Newly Built or Aquired Locations	500,000
Limited Fungus and Related Perils End	30 Days
Realty Tax	50,000

Equipment Breakdown Coverage Part

Property Damage Limit	Follows Property Coverage Limits
Income Coverages Limit	Follows Income Coverage Limits

This non-binding proposal is only a summary of premium. It is not a guarantee that the actual premium will not exceed the amount of the proposal. No coverage is provided by this summary nor does it replace any provisions of the final policy. For specific terms and restrictions, refer to the individual policy and coverage forms.

Quotation of Commercial Insurance
INDEPENDENT SCHOOL DISTRICT #656
Quote # 66309700
Policy Period: 07/01/23 to 07/01/24

Income Coverage Options	
Coverage type	Extra Expense Only
Period of Loss Extension	180 Days
Deductibles	
Combined Property and Income	Follows Property Deductible
Animals Coverage	250,000
Defense Cost	Covered
Expediting Expense	250,000
Limited Fungus and Related Perils PD Cov	50,000
Limited Fungus and Related Perils - Income Coverage	30 Days
Ord or Law Undamaged Parts of Bldg	Follows Property Coverage Limits
Ord or Law (Incr Cst to Rpr/ Dmlsh & Clr Site)	Follows Property Coverage Limits
Off Premises Utility Service Interruption	Follows EB Income Coverage
Pollutants	250,000

Other

Premium

Terrorism Premium (Certified Acts)	\$5,066.00
------------------------------------	------------

Total COP Premium	\$150,309.22
--------------------------	---------------------

This non-binding proposal is only a summary of premium. It is not a guarantee that the actual premium will not exceed the amount of the proposal. No coverage is provided by this summary nor does it replace any provisions of the final policy. For specific terms and restrictions, refer to the individual policy and coverage forms.

Quotation of Commercial Insurance
INDEPENDENT SCHOOL DISTRICT #656
Quote # 66309700
Policy Period: 07/01/23 to 07/01/24

Inland Marine

Policy Level Coverages

	<u>Limit</u>	<u>Premium</u>
Contractors Equip		
Scheduled - (Ded \$500)	338,943	\$895.00
Miscellaneous Property		
NOC Unscheduled - Formula (Ded \$500)	172,224	\$1,042.00
One Item Limit	5,000	
Commercial Articles (Ded \$500)		
Cameras - Motion Pictures	200,000	\$170.00
Musical Instruments - Other Band	283,000	\$57.00
Virus or Harmful Code	50,000	\$.00

Location Level

Location 001/001 - 330 9TH AVE SW, FARIBAULT, MN

	<u>Limit</u>	<u>Premium</u>
Electronic Information Systems - Blanket		\$4,864.00
Equipment - Formula	4,072,920	
Data - Formula	50,000	
Extra Expense	150,000	

Location 005/001 - SMITH FIELD NORTH ALEXANDER PK, FARIBAULT, MN

	<u>Limit</u>	<u>Premium</u>
Signs Coverage		
Outdoor	186,000	\$361.00

Other

Terrorism Premium \$259.00

Total Inland Marine Premium \$7,648.00

This non-binding proposal is only a summary of premium. It is not a guarantee that the actual premium will not exceed the amount of the proposal. No coverage is provided by this summary nor does it replace any provisions of the final policy. For specific terms and restrictions, refer to the individual policy and coverage forms.

Quotation of Commercial Insurance
INDEPENDENT SCHOOL DISTRICT #656
Quote # 66309700
Policy Period: 07/01/23 to 07/01/24

General Liability

Policy Level

	<u>Limit</u>	<u>Premium</u>
General Aggregate	3,000,000	
Products/Completed Ops	3,000,000	
Each Occurrence	1,000,000	
Personal & Advertising Injury	1,000,000	
Fire Damage	1,000,000	
Medical Expense	20,000	
 <u>Additional Coverages</u>	 <u>Quantity/Limit</u>	 <u>Premium</u>
Employee Benefits Program	100 & over	\$321.00
Data Compromise		\$200.00
• Aggregate Limit	50,000	
Schools General Liability Extension Coverage		\$434.00

Location Level

Location 001/001 - 330 9TH AVE SW, FARIBAULT, MN
Class 11039 - CATERERS

<u>Coverage</u>	<u>Exposure</u>	<u>Premium</u>
Premises Operation (Final Rate 0.304)	126,000	\$38.00
Products/Completed Operations (Final Rate 0.044)	126,000	\$6.00

Location Level

Location 001/001 - 330 9TH AVE SW, FARIBAULT, MN
Class 47471 - SCHOOLS PUBLIC ELEMENTARY, KINDERGARTEN

<u>Coverage</u>	<u>Exposure</u>	<u>Premium</u>
Premises Operation (Final Rate 1.701)	2,300	\$3,912.00
Products/Completed Operations	2,300	Included

Location Level

Location 001/001 - 330 9TH AVE SW, FARIBAULT, MN
Class 47473 - SCHOOLS PUBLIC HIGH

<u>Coverage</u>	<u>Exposure</u>	<u>Premium</u>
-----------------	-----------------	----------------

This non-binding proposal is only a summary of premium. It is not a guarantee that the actual premium will not exceed the amount of the proposal. No coverage is provided by this summary nor does it replace any provisions of the final policy. For specific terms and restrictions, refer to the individual policy and coverage forms.

Quotation of Commercial Insurance
INDEPENDENT SCHOOL DISTRICT #656
Quote # 66309700
Policy Period: 07/01/23 to 07/01/24

Premises Operation (Final Rate 2.225)	1,300	\$2,893.00
Products/Completed Operations	1,300	Included

Location Level

Location 001/001 - 330 9TH AVE SW, FARIBAULT, MN
Class 48925 - SWIMMING POOLS

<u>Coverage</u>	<u>Exposure</u>	<u>Premium</u>
Premises Operation (Final Rate 83.082)	1	\$83.00
Products/Completed Operations	1	Included

Other

Products Min Prem Applies	\$182.00
Terrorism Premium (Certified Acts)	\$282.00

Total General Liability Premium \$8,351.00

Abuse or Molestation

	<u>Limit</u>	<u>Premium</u>
Each Abuse or Molestation/Aggregate	\$1,000,000/3,000,000	\$15,905.00
Deductible:	NONE	Each Abuse or Molestation
Total Students All Locs	3,600	

Total Schools Abuse or Molestation Premium \$15,905.00

This non-binding proposal is only a summary of premium. It is not a guarantee that the actual premium will not exceed the amount of the proposal. No coverage is provided by this summary nor does it replace any provisions of the final policy. For specific terms and restrictions, refer to the individual policy and coverage forms.

Quotation of Commercial Insurance
INDEPENDENT SCHOOL DISTRICT #656
Quote # 66309700
Policy Period: 07/01/23 to 07/01/24

Automobile

Policy Level

	<u>Symbol</u>	<u>Limit</u>	<u>Premium</u>
Liability Limit Type CSL - Liability	1	1,000,000	
Schools Auto Extension Coverage			\$134.00

State Level Coverages (MN)

<u>Coverage</u>	<u>Symbol</u>	<u>Limit</u>	<u>Premium</u>
Non-Owned Employee Count		501 - 1000	\$850.00
Excess Hired		IF ANY	\$46.00
UM/UIM (BI/CSL)	2	1,000,000	
No-Fault PIP	5	Review Pip Form	
Hired PD Comp		100	\$25.00
Hired PD Coll		500	

Vehicle Level

Vehicle MN/006 : 2009 CHEVROLET C7500 C7C042 VIN# 1GBJ7C1G69F402276

<u>Coverage</u>	<u>Symbol</u>	<u>Limit</u>	<u>Premium</u>
Liability	1	See State Level	\$79.00
UM/UIM (BI/CSL)	2	See State Level	\$13.00
No-Fault PIP	5	See State Level	\$11.00
Comprehensive	7,8	500 Ded	\$52.00
Collision	7,8	500 Ded	\$55.00
UIM (BI/CSL)		See State Level	\$42.00
Vehicle Total Premium			\$252.00

Vehicle MN/008 : 2012 CHEVROLET SILVERADO K2500HD VIN# 1GC0KVC4CF107201

<u>Coverage</u>	<u>Symbol</u>	<u>Limit</u>	<u>Premium</u>
Liability	1	See State Level	\$79.00
UM/UIM (BI/CSL)	2	See State Level	\$13.00
No-Fault PIP	5	See State Level	\$11.00
Comprehensive	7,8	500 Ded	\$52.00
Collision	7,8	500 Ded	\$44.00

This non-binding proposal is only a summary of premium. It is not a guarantee that the actual premium will not exceed the amount of the proposal. No coverage is provided by this summary nor does it replace any provisions of the final policy. For specific terms and restrictions, refer to the individual policy and coverage forms.

Quotation of Commercial Insurance
INDEPENDENT SCHOOL DISTRICT #656

Quote # 66309700

Policy Period: 07/01/23 to 07/01/24

UIM (BI/CSL)	See State Level	\$42.00
Vehicle Total Premium		\$241.00

Vehicle MN/009 : 2012 DOOLITTLE DUMP TRAILER VIN# 1DGDP1424CM098306

<u>Coverage</u>	<u>Symbol</u>	<u>Limit</u>	<u>Premium</u>
Liability	1	See State Level	\$6.00
Comprehensive	7,8	500 Ded	\$15.00
Collision	7,8	500 Ded	\$23.00
Vehicle Total Premium			\$44.00

Vehicle MN/010 : 2012 DOOLITTLE UTILITY TRAILER VIN# 1DGRS2024CM097897

<u>Coverage</u>	<u>Symbol</u>	<u>Limit</u>	<u>Premium</u>
Liability	1	See State Level	\$18.00
Comprehensive	7,8	500 Ded	\$15.00
Collision	7,8	500 Ded	\$11.00
Vehicle Total Premium			\$44.00

Vehicle MN/011 : 2004 MERCURY MOUNTAINEER VIN# 4M2ZU86W24ZJ43730

<u>Coverage</u>	<u>Symbol</u>	<u>Limit</u>	<u>Premium</u>
Liability	1	See State Level	\$68.00
UM/UIM (BI/CSL)	2	See State Level	\$13.00
No-Fault PIP	5	See State Level	\$11.00
Comprehensive	7,8	500 Ded	\$37.00
Collision	7,8	500 Ded	\$29.00
UIM (BI/CSL)		See State Level	\$42.00
Vehicle Total Premium			\$200.00

Vehicle MN/023 : 2018 RAM PROMASTER 2500 2500 HIGH VIN# 3C6TRVDG8JE137677

<u>Coverage</u>	<u>Symbol</u>	<u>Limit</u>	<u>Premium</u>
Liability	1	See State Level	\$103.00
UM/UIM (BI/CSL)	2	See State Level	\$13.00
No-Fault PIP	5	See State Level	\$11.00
Comprehensive	7,8	500 Ded	\$64.00
Collision	7,8	500 Ded	\$83.00

This non-binding proposal is only a summary of premium. It is not a guarantee that the actual premium will not exceed the amount of the proposal. No coverage is provided by this summary nor does it replace any provisions of the final policy. For specific terms and restrictions, refer to the individual policy and coverage forms.

Quotation of Commercial Insurance
INDEPENDENT SCHOOL DISTRICT #656

Quote # 66309700

Policy Period: 07/01/23 to 07/01/24

UIM (BI/CSL)	See State Level	\$42.00
Vehicle Total Premium		\$316.00

Vehicle MN/024 : 2016 H&H TRAILER VIN# SJWVT162XJNS06358

<u>Coverage</u>	<u>Symbol</u>	<u>Limit</u>	<u>Premium</u>
Liability	1	See State Level	\$6.00
Comprehensive	7,8	500 Ded	\$16.00
Collision	7,8	500 Ded	\$13.00
Vehicle Total Premium			\$35.00

Vehicle MN/026 : 2018 RAM PROMASTER 2500 2500 HIGH VIN# 3C6TRVCG7JE142502

<u>Coverage</u>	<u>Symbol</u>	<u>Limit</u>	<u>Premium</u>
Liability	1	See State Level	\$97.00
UM/UIM (BI/CSL)	2	See State Level	\$13.00
No-Fault PIP	5	See State Level	\$11.00
Comprehensive	7,8	500 Ded	\$52.00
Collision	7,8	500 Ded	\$67.00
UIM (BI/CSL)		See State Level	\$42.00
Vehicle Total Premium			\$282.00

Vehicle MN/039 : 2021 KIA FORTE VIN# 3KPF24AD4ME373715

<u>Coverage</u>	<u>Symbol</u>	<u>Limit</u>	<u>Premium</u>
Liability	1	See State Level	\$97.00
UM/UIM (BI/CSL)	2	See State Level	\$17.00
No-Fault PIP	5	See State Level	\$34.00
Comprehensive	7,8	500 Ded	\$104.00
Collision	7,8	500 Ded	\$108.00
UIM (BI/CSL)		See State Level	\$65.00
Vehicle Total Premium			\$425.00

Vehicle MN/041 : 2020 RAM 1500 PROMASTER VIN# 3C6TRVNG6LE131989

<u>Coverage</u>	<u>Symbol</u>	<u>Limit</u>	<u>Premium</u>
Liability	1	See State Level	\$95.00
UM/UIM (BI/CSL)	2	See State Level	\$13.00

This non-binding proposal is only a summary of premium. It is not a guarantee that the actual premium will not exceed the amount of the proposal. No coverage is provided by this summary nor does it replace any provisions of the final policy. For specific terms and restrictions, refer to the individual policy and coverage forms.

Quotation of Commercial Insurance
INDEPENDENT SCHOOL DISTRICT #656
Quote # 66309700
Policy Period: 07/01/23 to 07/01/24

No-Fault PIP	5	See State Level	\$11.00
Comprehensive	7,8	500 Ded	\$81.00
Collision	7,8	500 Ded	\$102.00
UIM (BI/CSL)		See State Level	\$42.00
Vehicle Total Premium			\$344.00

Vehicle MN/043 : 2019 MITSUBISHI OUTLANDER SPORT VIN# JA4AP3AU1KU029211

<u>Coverage</u>	<u>Symbol</u>	<u>Limit</u>	<u>Premium</u>
Liability	1	See State Level	\$105.00
UM/UIM (BI/CSL)	2	See State Level	\$17.00
No-Fault PIP	5	See State Level	\$34.00
Comprehensive	7,8	500 Ded	\$79.00
Collision	7,8	500 Ded	\$86.00
UIM (BI/CSL)		See State Level	\$65.00
Vehicle Total Premium			\$386.00

Vehicle MN/045 : 2016 RAM PROMASTER CITY VIN# ZFBERFBT9G6B15988

<u>Coverage</u>	<u>Symbol</u>	<u>Limit</u>	<u>Premium</u>
Liability	1	See State Level	\$94.00
UM/UIM (BI/CSL)	2	See State Level	\$13.00
No-Fault PIP	5	See State Level	\$11.00
Comprehensive	7,8	500 Ded	\$53.00
Collision	7,8	500 Ded	\$60.00
UIM (BI/CSL)		See State Level	\$42.00
Vehicle Total Premium			\$273.00

<u>Other</u>	<u>Premium</u>
Terrorism Premium	\$137.00

Total Automobile Premium **\$4,034.00**

This non-binding proposal is only a summary of premium. It is not a guarantee that the actual premium will not exceed the amount of the proposal. No coverage is provided by this summary nor does it replace any provisions of the final policy. For specific terms and restrictions, refer to the individual policy and coverage forms.

Quotation of Commercial Insurance
INDEPENDENT SCHOOL DISTRICT #656
Quote # 66309700
Policy Period: 07/01/23 to 07/01/24

Umbrella

<u>Policy Level</u>	<u>Limit/Premium Basis</u>
Excess Limit	\$5,000,000
Aggregate Limit	\$5,000,000
Umbrella Sub-Limit for Abuse or Molestation Liability Coverage	\$1,000,000
Self Insured Retention	ZERO

<u>Underlying Liability</u>	<u>Limit/Premium Basis</u>	<u>Premium</u>
Automobile		\$207.00
Carrier: Selective Ins Co of America		
CSL	1,000,000	
Employers Liability		
Each Accident Limit	500,000	
Each Employee Limit	500,000	
Policy Limit	500,000	
General Liability		\$898.00
Carrier: Selective Ins Co of America		
General Aggregate	3,000,000	
Prod Comp Aggregate	3,000,000	
Pers/Adv Aggregate	1,000,000	
Each Occurrence	1,000,000	
Employee Benefits		\$82.00
Carrier: Selective Ins Co of America		
General Aggregate	3,000,000	
Per Claim Aggregate	1,000,000	
School Board		\$2,724.00
Carrier: Selective Ins Co of America		
General Aggregate	1,000,000	
Per Claim Aggregate	1,000,000	
Abuse or Molestation Liab		\$4,056.00

This non-binding proposal is only a summary of premium. It is not a guarantee that the actual premium will not exceed the amount of the proposal. No coverage is provided by this summary nor does it replace any provisions of the final policy. For specific terms and restrictions, refer to the individual policy and coverage forms.

Quotation of Commercial Insurance
INDEPENDENT SCHOOL DISTRICT #656
Quote # 66309700
Policy Period: 07/01/23 to 07/01/24

Carrier: Selective Ins Co of America
Each Abusive Conduct
Aggregate Limit

1,000,000
3,000,000

Total 1st 1 MM	\$7,967.00
1 MM X/S 1MM	\$2,370.00
1 MM X/S 2MM	\$1,007.00
1 MM X/S 3MM	\$750.00
1 MM X/S 4MM	\$750.00

Other

Terrorism Premium (Certified Acts) \$450.00

Total Umbrella Premium \$13,294.00

School Board Legal Liability

Policy Level

Per Claim Limit/ Aggregate limit: 1,000,000/1,000,000
Deductible 2500
Exposure Student Population (All loc) 3600

<u>Coverage</u>	<u>Limit</u>	<u>Premium</u>
School Board Legal Liability	See Above	\$12,328.00
Loss of Wages- SC 3505	1,000,000/1,000,000	\$1,233.00
Non Monetary Damages- SC 1800	100,000/100,000	Included
Limited Civil Legal Expense- SC 3508	50,000/300,000	\$50.00

Total School Board Legal Liability Premium \$13,611.00

This non-binding proposal is only a summary of premium. It is not a guarantee that the actual premium will not exceed the amount of the proposal. No coverage is provided by this summary nor does it replace any provisions of the final policy. For specific terms and restrictions, refer to the individual policy and coverage forms.

Selective understands you have unique insurance needs. Working with your agent, based on eligibility you can select from our various premium installment plans to meet your needs. Your options may include:

- **1-Pay:** Due in full at policy inception
- **Quarterly:** Four equal installments due quarterly with the first installment due at policy inception
- **10-Even Pay:** Ten equal installments due monthly with the first installment due at policy inception
- **12-Even Pay*:** Twelve equal installments due monthly with the first installment due at policy inception
*(*Only offered for enrolled customers on Auto Recurring with ACH/bank account payment method. Customers who chose to alter their payment method to other than Auto Recurring with ACH/Bank account will be moved to the 10-Even Pay plan upon renewal)*

Note: Policies on the same billing account may have different payment plans. Installment fees may apply.

Manage Your Account Your Way with MySelective

Register for MySelective to manage your insurance account with unique features like instant certificates of insurance, online claims reporting, paperless policy and billing, and more.

There are two ways to get started:

1. **Online**
 - Visit [Selective.com](https://selective.com)
 - Click Login and then select Customers > Business & Individual Customers
 - Click Create an Account
 - Activate your account using your email, mobile phone, or policy number
2. **Mobile App**
 - Visit the Apple App Store® or the Google Play™ store and search for 'MySelective'
 - Download and open the app
 - Select Create an Account

Activate your account using your email, mobile phone, or policy number.

PaySync® Flexible Payment Program

Get the cash flow flexibility you need with PaySync for your eligible Selective Workers Compensation (WC) and Commercial Package Policy (CPP) – no down payments or special underwriting guidelines apply.

- PaySync for WC – pay your premium installments based on your payroll
- PaySync CPP – choose to have your premiums broken into 12, 24, 26, or 52 payments

You'll need to submit your payroll information to Selective each pay cycle to maintain PaySync WC eligibility. You can also have a third party, such as an accountant or payroll processor, submit your payroll on your behalf.

Visit selective.com/paysync or contact your agent to discover more PaySync benefits.

Quotation of Commercial Insurance
INDEPENDENT SCHOOL DISTRICT #656
Quote # 66309700
Policy Period: 07/01/23 to 07/01/24

Terrorism (Certified Acts) Information

Refer to attached IN 0584 1220 Policyholder Disclosure Notice - Offer of Terrorism Insurance Coverage and Rejection Form – Effective Until Revoked

YOUR POLICY INCLUDES TERRORISM COVERAGE FOR AN ADDITIONAL PREMIUM OF:
TERRORISM - CERTIFIED ACTS: \$6,057.00
TERRORISM – AUTO \$137.00

This non-binding proposal is only a summary of premium. It is not a guarantee that the actual premium will not exceed the amount of the proposal. No coverage is provided by this summary nor does it replace any provisions of the final policy. For specific terms and restrictions, refer to the individual policy and coverage forms.

POLICYHOLDER DISCLOSURE NOTICE OFFER OF TERRORISM INSURANCE COVERAGE AND REJECTION FORM — EFFECTIVE UNTIL REVOKED

Offer of Coverage:

You are hereby notified that under the Terrorism Risk Insurance Act, as amended, you have a right to purchase insurance coverage for losses resulting from “acts of terrorism”, as defined in Section 102(1) of the Act. The term “act of terrorism” means any act or acts that are certified by the Secretary of the Treasury - in consultation with the Secretary of Homeland Security, and the Attorney General of the United States - to be “an act of terrorism”; to be a violent act or an act that is dangerous to human life, property, or infrastructure; to have resulted in damage within the United States, or outside the United States in the case of certain air carriers or vessels or the premises of a United States mission; and to have been committed by an individual or individuals as part of an effort to coerce the civilian population of the United States or to influence the policy or affect the conduct of the United States Government by coercion.

You may accept or reject insurance coverage for losses resulting from certified “acts of terrorism”.

- If you accept this offer of coverage simply pay your billed premium, which includes the amount shown below. You do not need to do anything else.
- If you would like to reject this coverage, please see the section of this form entitled Rejection of Terrorism Insurance Coverage and follow the instructions. **Please note that if you reject coverage for losses resulting from certified “acts of terrorism”, we will not provide coverage on renewals of this policy unless you ask us for coverage in the manner set forth in our “Offer of Terrorism Insurance Coverage When Terrorism Insurance Coverage Was Previously Rejected” form, which will be attached to renewals of this policy.**

Disclosure of Premium:

The portion of your annual premium that is attributable to coverage for “acts of terrorism” is and does not include any charges for the portion of loss that may be covered by the federal government under the Act.

Please be aware that even if you purchase coverage for losses resulting from certified “acts of terrorism”, your policy will still contain other policy terms, conditions, limitations and exclusions that may impact whether coverage is available in the event of a loss resulting from a certified “act of terrorism”.

Federal Participation in Payment of Terrorism Losses:

You should know that where coverage is provided by this policy for losses resulting from certified "acts of terrorism", such losses may be partially reimbursed by the United States Government under a formula established by federal law. Under the formula, the United States Government generally reimburses 80% of covered terrorism losses exceeding the statutorily established deductible paid by the insurance company providing the coverage.

Cap on Insurer Participation in Payment of Terrorism Losses:

You should also know that the Terrorism Risk Insurance Act, as amended, contains a \$100 billion cap that limits United States Government reimbursement as well as insurers' liability for losses resulting from certified "acts of terrorism" when the amount of such losses in any one calendar year exceeds \$100 billion. If the aggregate insured losses for all insurers exceed \$100 billion, your coverage may be reduced.

Rejection of Terrorism Insurance Coverage:

You may reject this offer of coverage by checking the box, filling in the information below, signing and returning this form to your agent. If you choose to reject this offer of coverage, we will add an exclusionary endorsement to your policy to eliminate coverage for losses resulting from certified "acts of terrorism".

Rejection of Coverage - Effective Until Revoked

I HAVE READ THIS FORM IN ITS ENTIRETY AND DO NOT WANT TO PURCHASE COVERAGE FOR CERTIFIED "ACTS OF TERRORISM". I UNDERSTAND THAT THIS REJECTION IS EFFECTIVE UNTIL I AFFIRMATIVELY REVOKE IT IN THE MANNER SET FORTH IN SELECTIVE'S "OFFER OF TERRORISM INSURANCE COVERAGE WHEN TERRORISM INSURANCE COVERAGE WAS PREVIOUSLY REJECTED" FORM, AND THAT IF I SIGN THIS FORM THIS POLICY AND ANY RENEWALS WILL EXCLUDE COVERAGE FOR LOSSES RESULTING FROM CERTIFIED "ACTS OF TERRORISM".

Policyholder/Applicant's Signature

Insurance Company

Print Name

Policy or Quote Number

Title

Date

PRAESIDIUM

WHAT YOU DON'T KNOW CAN HURT THOSE IN YOUR CARE AND YOUR ORGANIZATION.

Adopting a solid screening and selection process is your first line of defense in creating a safe environment. A thorough, consistent screening process may also discourage would-be offenders from targeting your organization. Failure to discover a known offender can affect those in your care and the organization's reputation, financial stability, and trust within the community. Who you should screen can depend on many factors, such as if the person is a new full-time hire, a season hire, or even a current employee. In determining the types of checks to utilize, organizations should follow all state, federal, and licensing regulations and consider an individual's level of access. Level of access may be influenced by:

WHO IS PRAESIDIUM?

Praesidium is the national leader in abuse risk management. With more than two decades of experience, and serving thousands of clients, our dedicated team of researchers, psychologists, attorneys, social workers, and human resource professionals have analyzed thousands of cases of abuse in organizations and synthesized the latest scientific research. We know how abuse happens in organizations . . . and how to prevent it.

- **Frequency:** How frequently does the individual work around or interact with consumers? Is it a one-time event or every day?
- **Duration:** What is the duration of the individual's interactions? Is it a one-time, one-hour event or an entire summer?
- **Level of Supervision:** Are the individual's interactions always supervised by another adult or are they one-on-one with consumers?
- **Nature of the Relationship:** What is the nature of the relationship between the individual and the consumers in the program? Does the individual merely supervise an area during an event that has consumers, or are they getting to know individual consumers and families while counseling, tutoring, or providing personal care services?

Selective Insurance has partnered with Praesidium to offer you discounted background screening services for your organization.

FOUR ELEMENTS FOR A THOROUGH BUT COST-EFFECTIVE BACKGROUND CHECK:

- **Check Facts:** Aliases, DOBs, and address history all drive research and help to paint a complete picture.
- **Search Wide:** Multi State criminal and national sex offender databases will identify the unexpected.
- **Search Deep:** Targeted county level searches will give real-time information where records are most likely to be found.
- **Ask Questions:** References can provide insights on behavior and clues to non-criminal boundary issues.

WHO SHOULD YOU SCREEN, AND HOW OFTEN?

- **New Hires/Volunteers:** A thorough, consistently applied background screening process at the time of hire is your first and best opportunity to identify the problem.
- **Seasonal Hires/Volunteers:** Seasonal staff present a unique risk because you don't see them for months at a time, but it's often not practical to complete a full new hire process each season. An annual check-in plan is key.
- **Re-Screening:** Conducting targeted checks on your full-time employees at least every 3 years helps you identify issues before they impact your organization.

For more information go to: selective.com/praesidium - (800.743.6354) - selective@praesidiuminc.com
In order to receive this exclusive benefit please identify yourself as a Selective Insurance agent or insured.

BACKGROUND SCREENING FOR SELECTIVE INSURED

Praesidium offers a selection of background screening packages plus a la carte services to empower your organization to conduct right-sized research. Praesidium’s team can help contextualize the screening process as part of an overall culture of safety and discuss how screening works in hand with other abuse prevention efforts. Praesidium’s team can also help you understand who to screen, how often, and the importance of re-screening.

In addition to Background Screenings – you can now access Praesidium Academy to add further training on abuse prevention. Praesidium Academy online training includes supporting tools that enhance both the short and long-term effectiveness of the training experience and produce sustainable changes in employee and volunteer behavior. Access to this system is **free** to Selective insureds.

	LOW ACCESS VOLUNTEERS	HIGH ACCESS VOLUNTEERS	EMPLOYEES	FINANCIAL ACCESS	A LA CARTE
	STARTING AT \$16	STARTING AT \$16	STARTING AT \$16	STARTING AT \$37	INDIVIDUAL COST PER SERVICE
Employment Credit (\$60 one-time set up fee required)				X	\$10.00
Confidence Multi State Criminal and Sex Offender Database w/Alias**	X	X	X	X	\$ 9.00
7 Yr County Criminal Records Search: Current County of Residence*	X	X	X	X	\$ 7.00
Add'l Counties Added As Needed Based on 7 yr Address History*		X	X	X	\$ 5.50
County Civil Records Search (upper): 1 County*				X	\$11.00
Motor Vehicle Records Search*					\$ 5.00
Employment Verification: 1 Position*					\$ 8.00
Education Verification: 1 Degree*					\$ 7.00
Personal Reference: 1 Reference					\$11.00
Professional Reference: 1 Reference					\$12.00
International Criminal Search 1 Jurisdiction*					\$50.00
Social Media Search: Basic (3 Years)					\$7.50
Social Media Search: Pro (7 Years)					\$12.50

* 3rd Party keeper fees may apply and will be passed on at cost when incurred.

** Criminal records found in the Multi State database check are subject to verification at the source and additional costs may apply.

For more information go to: selective.com/praesidium - (800.743.6354) - selective@praesidiuminc.com

In order to receive this exclusive benefit please identify yourself as a Selective Insurance agent or insured.

PRAESIDIUM

PREVENTING ABUSE TOGETHER

PRAESIDIUM'S MISSION:

TO HELP YOU PROTECT THOSE IN YOUR CARE FROM ABUSE AND TO HELP PRESERVE TRUST IN YOUR ORGANIZATION.

An incident of abuse can be detrimental to an organization. That's why Selective Insurance has partnered with Praesidium to provide policy holders access to targeted solutions to help your organization strengthen its abuse prevention efforts.

Selective insureds can access (at no additional cost):

Praesidium Model Policies, Screening and Selection Toolkit, and Praesidium Academy online training. Insureds can also take advantage of discounted Background Screening services.

PRAESIDIUM'S SCIENTIFIC METHODOLOGY

Using current research and root cause analysis, Praesidium developed its own abuse risk management model, The Praesidium Safety Equation® Root-cause analysis of several thousand incidents of abuse across industries demonstrated that risks fell into eight organizational operations: Policies, Screening and Selection, Training, Monitoring and Supervision, Internal Feedback Systems, Consumer Participation, Responding, and Administrative Practices. By implementing best practices in each of these operations, Praesidium determined that risks could be reduced or eliminated.

WHO IS PRAESIDIUM?

Praesidium is a mission driven risk management firm that helps organizations reduce the risk of sexual abuse as well as the risk of false allegations. With over 25 years of experience and serving thousands of clients in the United States and 11 other countries, our dedicated team of researchers, psychologists, attorneys, social workers, and human resource professionals have analyzed thousands of cases of abuse in organizations and synthesized the latest scientific research.

We know how abuse happens in organizations and more importantly, how to prevent it.

Policies +	Screening & Selection	+ Training
Monitoring & Supervision +	Internal Feedback Systems	Consumer + Participation
Responding +	Administrative Practices	= A SAFE ENVIRONMENT

For more information go to: selective.com/praesidium — 800.743.6354 — selective@praesidiuminc.com
In order to receive this exclusive benefit please identify yourself as a Selective Insurance agent or insured.

PRAESIDIUM

FEATURED SERVICES

Products and services offered to Selective Insureds:

- **MODEL POLICIES**

Clear policies set the stage for safe environments by defining acceptable and unacceptable employee and volunteer conduct. Policies also facilitate effective monitoring and supervision by helping others to recognize and take action when they see policy violations. Praesidium can provide model policies, review and revise existing policies, or help your organization draft policies that address the protection of your consumers.

- **SCREENING AND SELECTION TOOLKIT**

The most comprehensive package of its kind, Praesidium's Screening and Selection Tool Kit comes complete with everything your organization needs to effectively screen employees and caregivers, including more than 80 "red flag" indicators for identifying high-risk applicants and hundreds of examples of high- and low-risk applicant responses.

- **PRAESIDIUM ACADEMY LEARN TO PROTECT SYSTEM**

Praesidium Academy overcomes the limitations of traditional online training by including, an Action Plan to help learners apply what they're learning, a Discussion Guide to be used in a group setting, and a Coaching Playbook for supervisors, with each course. Your staff and volunteers get just the right training — at just the right time! And our on-site instructor-led and train-the-trainer training is perfect for large groups or specialized content.

- **DISCOUNTED BACKGROUND SCREENING**

Adopting a solid screening and selection process is your first line of defense in creating a safe environment. A thorough, consistent screening process may also discourage would-be offenders from targeting your organization. Failure to discover a known offender can affect those in your care and your organization's reputation, financial stability and trust within the community. Praesidium offers several standard and customizable criminal background screening packages plus other a la carte background screening services.

Sign up for our

complimentary tip of the month emails by going to:

<http://bit.ly/2MQeLqq>

For more information go to: selective.com/praesidium — 800.743.6354 — selective@praesidiuminc.com

In order to receive this exclusive benefit please identify yourself as a Selective Insurance agent or insured.

PRAESIDIUM

PROTECTING VULNERABLE POPULATIONS WITH TRAINING

PRAESIDIUM'S ACADEMY LEARN TO PROTECT SYSTEM

The Praesidium Academy Learn to Protect System is far more than a check-the-box collection of e-learning courses. Instead, it is a comprehensive system based on learning theory and best practices in adult learning. It helps build and sustain a culture of safety in your organization, and it helps meet the training requirements included in Praesidium's Safety Equation®, a scientifically-based framework for preventing abuse in organizations.

At the core of the Praesidium Academy Learn to Protect System is a continually expanding library of engaging courses, each with clearly defined outcomes. In fact, volunteers, employees, and executives from a diverse range of organizations have completed more than one million Praesidium Academy courses! Courses include research-based content, highly interactive multimedia activities, application scenarios, and a content mastery quiz.

The Praesidium Academy Learn to Protect System includes supporting tools that enhance both the short and long term effectiveness of the training experience and produce sustainable changes in employee and volunteer behavior.

Praesidium Academy can also be streamlined with our background screening services to provide a one-stop solution for both training and your screening prevention efforts. These screening services are available at a discount to Selective Insureds.

**COMPLIMENTARY
PRAESIDIUM ACADEMY
ACCESS FOR
SELECTIVE INSURED**

Selective Insurance has partnered with Praesidium to provide policyholders access to targeted solutions to help your organization strengthen its abuse prevention efforts.

Selective insureds can access (at no additional cost) Praesidium's Model Policies, the Praesidium Screening and Selection Toolkit, and online training. Insureds can also take advantage of discounted Background Screening.

Visit selective.com/praesidium to access your complimentary Praesidium resources.

<p>Action Plans are printed and used with the online course. Action Plans summarize the key learning points and prompt learners to take notes throughout the course. They provide a great reference after the course.</p>	<p>Coaching Playbooks provide supervisors a high-level summary of the course, including learning objectives and key learning points. The Coaching Playbooks give supervisors practical steps they can take to reinforce the learning.</p>	<p>Discussion Guides are developed for small group and classroom discussions. A facilitator is able to reinforce important content and remind learners of what they learned in the online course.</p>
--	--	--

For more information go to: selective.com/praesidium — 800.743.6354 — selective@praesidiuminc.com In order to receive this **EXCLUSIVE** benefit please identify yourself as a Selective Insurance agent or insured.

Schools General Liability Extension

Selective’s Schools market segment targets public and private schools grades K-12, including Montessori, faith-based, charter and vocational schools. We will also consider private secondary schools with dormitories and community colleges. We offer Property, General Liability, Automobile and School Board Legal Liability coverages that are tailored for public and private schools. Selective also offers a participating (dividend) plan* to private schools.

The following forms are included:

- CG 73 00 (or CG 73 00NY, CG 73 00FL) ElitePac® General Liability Extension Endorsement
- CG 73 08 (or CG 73 08NY, CG 73 08FL) Schools ElitePac® General Liability Extension Endorsement
▲ (symbol indicates unique coverages)
- CG 79 35 (or CG 79 35NY, CG 79 35FL) Product Recall Expense Coverage Endorsement - \$25,000 Limit
- \$20,000 Increased Limit for Medical Payments

Coverage	Limit
Additional Insured – Primary and Non-Contributory Provision	Included
Additional Insured – Safety Patrols ▲	Included
Blanket Additional Insureds – As Required By Contract	Included
Broad Form Vendors Coverage	Included
Damage To Premises Rented To You (Including Fire, Lightning or Explosion)	\$1,000,000 ▲ (Limit to be shown on Dec Page)
Electronic Data Liability	\$100,000
Employee Definition Amended	Included
Employees As Insureds Modified	Included
Employer’s Liability Exclusion Amendment (N/A in NY) ▲	Included
Fellow Employee Provision ▲	Included
Functional Additional Insureds ▲	Included
Golf or Tennis Pros As Additional Insureds ▲	Included
Incidental Broadcasting and Publishing ▲	Included
Incidental Medical Malpractice Modified ▲	Included
Knowledge of Occurrence, Claim, Suit or Loss	Included
Liberalization Clause	Included
Limited Legal Expense For Innocent Insureds (N/A in NY) ▲	\$25,000 Occurrence/ \$25,000 Aggregate

Schools General Liability Extension

Coverage	Limit
Limited Property Damage – Golf Ball Damage ▲	\$2,500
Medical Payments Amendments	Included
Any Insured Amendment	Included
Products Amendment	Included
Mental Anguish Amendment (N/A in NY)	Included
Newly Formed or Acquired Organizations	Included
Non-Accumulation of Limits (N/A in NY or WI)	Included
Non-Owned Aircraft	Included
Non-Owned Watercraft (under 60 feet)	Included
Not-For-Profit Organization Members as Additional Insureds	Included
Personal and Advertising Injury	
Discrimination Amendment (N/A in NY)	Included
Civil Rights Exclusion ▲	N/A
Religious Act(s) and Communication(s) ▲ (For faith based schools and religious institutions)	Included
Pollution – Exception For Classroom Activities ▲	\$50,000
Supplementary Payments Amended	Included
Bail Bonds	\$5,000
Loss of Earnings	\$1,000
Temporary Liquor Liability ▲	Included
Unintentional Failure To Disclose Hazards	Included
Waiver of Transfer of Rights of Recovery (subrogation)	Included
Waiver of Transfer of Rights of Recovery – Golfing Facility ▲	Included

*Results are based on performance and not guaranteed. Participation subject to eligibility requirements.

Confidential, unpublished property of Selective Insurance Company of America. Use and distribution limited solely to authorized personnel and appointed agents. Do not duplicate or distribute.

©2019 Selective Ins. Group, Inc., Branchville, NJ. Products vary by jurisdiction, terms, and conditions and are provided by Selective Ins. Co. of America and its insurer affiliates. Details at selective.com/about/affiliated-insurers.aspx.

COVERAGE SUMMARY



Schools Auto Extension

Selective’s Schools market segment targets public and private schools grades K-12, including Montessori, faith-based, charter and vocational schools. We will also consider private secondary schools with dormitories and community colleges. We offer Property, General Liability, Automobile and School Board Legal Liability coverages that are tailored for public and private schools. Selective also offers a participating dividend plan* to private schools.

The following forms are included:

- CA 7809 ElitePac® Commercial Automobile Extension
- CA 7811 ElitePac® Commercial Automobile Extension Schools ▲ (symbol indicates unique coverages)
- CA 7820 Schedule ElitePac® Commercial Automobile Extension Schools

Coverage	Limit
Amendment To Section I – Covered Autos Coverages and Section II – Covered Autos Liability Coverage	
Employee Owned Autos – Business Use	Included
Amendments To Section II - Liability Coverage	
Newly Acquired Or Formed Organizations – qualify as named insured if majority owned with no similar insurance available	Included
Limited Liability Companies – members and managers are insureds while using an auto not owned or hired by named insured	Included
Employees As Insureds – while using an auto not owned or hired by named insured in named insured’s business	Included
Blanket Additional Insureds	Included
Expenses For Bail Bonds And Loss Of Earnings	
Bail Bonds	\$3,000 Per Accident
Loss Of Earnings	\$1,000 Per Day
Employee Indemnification and Employer’s Liability Amendment – exclusion does not apply to volunteer workers not entitled to Workers Compensation coverage	Included
Fellow Employee Coverage – the exclusion is deleted	Included
Care, Custody Or Control Amendment – exclusion does not apply to property owned by anyone other than an insured	\$1,000 Per Accident; \$500 Deductible Per Accident
Non-Ownership Extension – Educational Institutions – board member, elected official, appointed official, student-teacher, and authorized “volunteer worker” are insured while using an auto not owned or hired by named insured ▲	Included
Expected or Intended Injury Amendment – exclusion does not apply while an employee is performing their duties and within scope of employment, with certain conditions ▲	Included

COVERAGE SUMMARY



Schools Auto Extension

Coverage	Limit
Amendments To Section III - Physical Damage Coverage	
Towing And Labor	
Private Passenger Auto, Social Service Van or Bus, Light Truck, or any Commercial Auto With GVW or GCW Greater Than 10,000 Pounds	\$75 Per Tow \$150 Per Tow
Glass Breakage Deductible – waived when glass is repaired	Included
Additional Transportation Expenses	\$60 Per Day, \$1,800 Max
Hired Auto Physical Damage Coverage	\$75,000 Per “Loss”
Auto Loan/Lease Gap Coverage (N/A in New York)	Unpaid amount due on lease or loan, with exceptions
Personal Effects Coverage – for covered personal items in a covered auto at time of theft, no deductible applies	\$500 Per “Accident”
Airbag Coverage	Included
Expanded Audio, Visual, and Data Electronic Equipment Coverage	Included
Comprehensive Deductible - Location Tracking Device - 50% reduction of deductible if tracking device aids in recovery of the auto	Included
Physical Damage Limit Of Insurance – removes restriction related to betterment and sublimit of \$1,000 for electronic equipment	Included
Green Automobile Replacement Coverage	Included
Newly Acquired Owned Autos - coverage equal to broadest coverage available to any covered auto on DEC, with certain conditions ▲	Lesser of \$1,000,000, ACV or cost to repair
Deductible Reimbursement - Employees or Volunteer Workers ▲	Lesser of \$1,000 or deductible
Hired Auto Physical Damage - Loss of Use Expenses – Schools ▲	\$50 Per Day up to a maximum of \$1,500
Amendments To Section IV - Business Auto Conditions	
Duties In The Event Of Accident, Claim, Suit Or Loss – this condition does not apply unless certain persons have knowledge of the accident, claim, suit or loss	Included
Waiver of Subrogation – blanket waiver when liability has been assumed under an insured contract	Included
Multiple Deductibles – if two or more covered autos involved in loss, only the highest applicable deductible applies	Included
Concealment, Misrepresentation Or Fraud – coverage not denied if named insured unintentionally fails to disclose existing hazard	Included
Policy Period, Coverage Territory – covers any type of covered auto hired for 30 days or less anywhere in the world	Included
Two Or More Coverage Forms Or Policies Issued By Us - Deductibles - only the highest applicable deductible will apply	Included

COVERAGE SUMMARY



Schools Auto Extension

Coverage	Limit
Amendments To Section V – Definitions	
Bodily Injury Including Mental Anguish (N/A in New York)	Included

*Results are based on performance and not guaranteed. Participation is subject to eligibility requirements.

Confidential, unpublished property of Selective Insurance Company of America. Use and distribution limited solely to authorized personnel and appointed agents. Do not duplicate or distribute.

©2022 Selective Ins. Group, Inc., Branchville, NJ. Products vary by jurisdiction, terms, and conditions and are provided by Selective Ins. Co. of America and its insurer affiliates. Details at selective.com/about/affiliated-insurers.aspx.



Get More from Selective's Contractors Equipment Coverage

Enhancements to Selective's Contractors Equipment Coverage form makes placing your business with Selective even easier to round out your account or write monoline. We've addressed some of the common special requests from agents and incorporated them into our form - meaning you have more coverages in one form.

Here are a few of the updates we have made to the form.



Contractors Equipment Coverage

- **Replacement cost:** for equipment purchased new within 5 years of loss, or for leased / rented equipment when replacement cost is required in a written lease or rental agreement.
- **Key Extensions to coverages:**
 - Newly acquired equipment - 25% of CE limit, up to \$250,000
 - \$50,000 for hauling contractors equipment of others
 - \$25,000 for driller's equipment underground
 - \$25,000 for loss to substitute equipment
 - \$25,000 for pollutant clean-up
 - \$25,000 for expediting expense
 - \$5,000 for spare parts, fuel
 - \$50,000 for debris removal
 - \$5,000 for theft rewards
 - \$5,000 for vandalism rewards
- **Deductible waiver (Up to \$10,000):** for theft losses of scheduled equipment either registered with the National Equipment Registry (NER) or equipped with an operational GPS or similar tracking device. In addition, Selective customers qualify for discounted pricing for NER services. To learn more, visit www.ner.net.
- **Now available to write monoline via One & Done[®]**

These are just some of the updates to our Contractors Equipment Coverage form - for a full listing and more information about how your customers will benefit from these updates, contact your AMS.



www.selective.com

COMMERCIAL OUTPUT PROGRAM Schools PremierPac® Enhancement Endorsement

AAIS
CO 50 06 04 14

THIS ENDORSEMENT CHANGES THE POLICY. PLEASE READ IT CAREFULLY.

This endorsement modifies insurance provided under the following:

COMMERCIAL OUTPUT PROGRAM PROPERTY COVERAGE PART
COMMERCIAL OUTPUT PROGRAM INCOME COVERAGE PART

If “we” or any of “our” affiliates issue other insurance to “you” and more than one “limit” applies to loss or damage sustained by “you”, the following limitations will apply:

1. “Your” recovery under all such insurance will not exceed the actual amount of loss or damage sustained; and
2. The insurance provided by this endorsement applies in excess of and, except as to premium, “limits” and notice, follows the terms, conditions, limitations and exclusions of other applicable insurance issued to “you” by “us” or any of “our” affiliates.

SECTION I

The **COMMERCIAL OUTPUT PROGRAM PROPERTY COVERAGE PART** is amended as follows:

SUPPLEMENTAL COVERAGES

The following **SUPPLEMENTAL COVERAGES** are added:

Automated External Defibrillators

“We” pay up to \$10,000 or the “limit” shown in the “schedule of coverages” for direct physical loss or damage to automated external defibrillators caused by a covered peril at a “covered location” or temporarily at a location “you” do not own, lease or operate.

Harvested Crops

“We” will pay up to \$25,000 or the “limit” shown in the “schedule of coverages” for direct physical loss or damage to grain, hay, straw, fruits, vegetables, and other crops which have been harvested and are stored on your “covered location” caused by a covered peril.

Personal Effects of Students

“We” pay up to \$5,000 any one student and \$100,000 any one occurrence or the “limits” shown in the “schedule of coverages” for direct physical loss or damage to personal effects owned by your students at your “covered location” caused by a covered peril.

This Supplemental Coverage does not apply to loss by “theft” or mysterious disappearance.

Roof Protection

“We” pay up to \$1000 per covered building in any one policy year or the “limit” shown in the “schedule of coverages” for “your” expenses to remove excessive and dangerous amounts of snow from the roof of “your” covered building.

A \$100 deductible applies per covered building.

Specified Appurtenant Structures

“We” pay up to \$100,000 or the “limit” shown in the “schedule of coverages” for direct physical loss or damage, including debris removal, to “your” unscheduled buildings used primarily by the public such as bleachers, grandstands, picnic pavilions, scoreboards, ticket booths, baseball dugouts, press boxes and refreshment stands, caused by a covered peril.

“We” also pay for up to \$1,000 for direct physical loss or damage to “your” business personal property located in any covered Specified Appurtenant Structure caused by a covered peril.

This Supplemental Coverage does not apply to “your” outdoor storage sheds used to store “your” business supplies or equipment.

The “limit” applies on a per occurrence basis and not on a “covered location” basis.

Underground Fiber Optic Cable

“We” pay up to \$10,000 any one occurrence but no more than \$50,000 in any one policy year or the “limits” shown in the “schedule of coverages” for direct physical loss or damage to underground fiber optic cable located within “your” “covered locations” and owned by “you” or leased by “you” from others and required under contract to obtain insurance against property damage, caused by a covered peril.

A deductible of \$2,500 per occurrence applies.

ADDITIONAL PROPERTY NOT COVERED OR SUBJECT TO LIMITATIONS

The following **ADDITIONAL PROPERTY NOT COVERED OR SUBJECT TO LIMITATIONS** are added:

Outdoor Fences

"We" do not cover outdoor fences for loss for more than \$100,000 total in any one occurrence.

Outdoor Signs

"We" do not cover outdoor signs for loss for more than \$100,000 total in any one occurrence.

DEDUCTIBLE

The following is added to the **DEDUCTIBLE** section under **HOW MUCH WE PAY**:

Unless otherwise stated in this endorsement, Supplemental Coverages are subject to the Deductible shown in the schedule of coverages.

If multiple deductibles apply to "your" loss under this Coverage Part, the most "we" will deduct from the loss is the single largest deductible involved. Also, each deductible will only be applied against its applicable coverage and any deductible amount(s) actually taken will be applied toward any remaining larger deductible(s).

If a loss covered under this coverage part also involves a loss under another Coverage Part issued to "you" by "us" or any of "our" affiliates, the most "we" will deduct from the loss is the single largest deductible involved. Also, each deductible will only be applied against its applicable coverage and, any deductible amount(s) actually taken will be applied toward any remaining larger deductible(s).

When the deductible provision applies to the adjustment of a covered loss, its application is modified as follows:

1. If the amount of loss is equal to or greater than ten times the applicable deductible, the deductible provision shall be waived.
2. If the amount of loss is greater than the applicable deductible, but less than ten times such deductible, then the following deductible reduction provision applies:

"We" will pay the Amount of Loss less the applicable deductible, after multiplying the result by 111%.

When a separate wind or wind and hail deductible applies, this deductible waiver and reduction provision does not apply.

	Example #1	Example #2	Example #3
Amount of Loss	\$500.	\$2000.	\$3000.
Minus Deductible	<u>-250.</u> 250.	<u>-500.</u> 1,500.	<u>-250.</u>
	<u>x 111%</u>	<u>x111%</u>	
Payment:	277.50	1665.00	

Since the amount of loss is greater than ten times the deductible, the deductible is Waived and the full Amount of Loss is paid.

SECTION II

The **COMMERCIAL OUTPUT PROGRAM INCOME COVERAGE PART** is amended as follows:

SUPPLEMENTAL INCOME COVERAGES

The following **SUPPLEMENTAL INCOME COVERAGES** are added:

Communicable Disease Extra Expense

"We" pay up to \$25,000 or the "limit" shown in the "schedule of coverages" for the extra expense "you" incur when a local, state or federal Board of Health having jurisdiction over "your" "business" orders that a "covered location" be evacuated, decontaminated or disinfected due directly to an outbreak of a communicable disease at a "covered location".

Extra expense coverage under this Supplemental Income Coverage includes but is not limited to the necessary costs to:

1. Evacuate the "covered location";
2. Provide required medical tests, blood tests, doctors' care, inoculations, vaccinations, antibiotics and/or hospitalization for infected persons other than "your" employees;
3. Clean "your" equipment and disinfect the "covered location" in accordance with the jurisdictional Board of Health requirements;
4. Replace consumable goods declared contaminated by the jurisdictional Board of Health;
5. Test the "covered location" to confirm the elimination of the communicable disease; or
6. Obtain extra advertising to restore "your" business reputation.

However, "we" will not pay for:

1. Fines or penalties of any kind;
2. Any resulting loss of earnings;
3. Any extra expense caused by or resulting from the suspension, lapse or cancellation of any license, lease or contract; or
4. Any expense that is covered elsewhere under this endorsement, policy or any other policy issued to "you" by "us" or any of "our" affiliates.

A \$500 per occurrence deductible applies to this Supplemental Income Coverage.

Emergency Vacating Expense

"We" pay up to \$25,000 or the "limit" shown in the "schedule of coverages" for reasonable expenses that "you" incur due to the vacating of a "covered location" if vacating:

1. Is in response to an imminent danger of injury or loss of life to persons; or
2. Is required by civil authority.

This Supplemental Income Coverage only applies if there is actual or threatened loss to Covered Property caused by a covered peril.

"We" will not pay for expenses caused by or resulting from the following:

1. A planned evacuation drill;
2. The vacating of one or more members, guests, clients or residents, that is due and confined to their individual medical condition;
3. A strike, bomb threat or false fire alarm unless vacating is ordered by a civil authority; or
4. Expense "you" incur when a local, state or federal Board of Health having jurisdiction over "your" "business" orders that a "covered location" be evacuated, decontaminated or disinfected due directly to an outbreak of a communicable disease at the "covered location".

A \$500 per occurrence deductible applies to this Supplemental Income Coverage.

Loss of Income - Planned Events

"We" pay up to the actual loss of earnings "you" sustain from a direct physical loss of or damage to:

1. Property at a "covered location" or in the open within 1,000 feet caused by a covered peril due to necessary interruption of "your" income producing scheduled events and fundraisers.
2. Property at loaned, rented or borrowed locations which "you" are scheduled to hold a planned event.

This Supplemental Coverage applies to Earnings Income Coverage.

This Supplemental Income Coverage does not apply to any loss of earnings from "your" school operations.

Violent Event Extra Expense

"We" pay up to \$50,000 any one policy year or the "limit" shown in the "schedule of coverages" for the actual extra expense that is necessary during the "restoration period" that "you" would not have incurred if there had been no "violent event" which occurs at a "covered location". Only the policy in force when the "violent event" begins will provide coverage.

Coverage under this Supplemental Income Coverage begins on the date of the "violent event" and ends on the earlier of:

1. 60 consecutive days after the date of the "violent event"; or
2. The date "you" could reasonably resume "your" "business" to the conditions that would have existed had no covered "violent event" occurred.

A deductible of \$2,500 applies per "violent event".

"Violent event" means the intentional, unlawful:

1. Causing or threat to cause bodily injury to another person or persons; or
2. Holding or threat to hold another person or persons hostage under the threat of causing them bodily injury;

which results in response and intervention by a law enforcement agency to suppress, control and conclude the disturbance.

SECTION III

The **COMMERCIAL OUTPUT PROGRAM PROPERTY COVERAGE PART** and The **COMMERCIAL OUTPUT PROGRAM INCOME COVERAGE PART** are amended as follows:

Any reference to 1,000 feet contained in the COP Property Coverage Part and COP Income Coverage Part is deleted and replaced with 1,500 feet.

COMMERCIAL OUTPUT PROGRAM PremierPac® Enhancement Endorsement

AAIS
CO 50 02 04 14

THIS ENDORSEMENT CHANGES THE POLICY. PLEASE READ IT CAREFULLY.

This endorsement modifies insurance provided under the following:

COMMERCIAL OUTPUT PROGRAM PROPERTY COVERAGE PART
COMMERCIAL OUTPUT PROGRAM INCOME COVERAGE PART

If “we” or any of “our” affiliates issue other insurance to “you” and more than one “limit” applies to loss or damage sustained by “you”, the following limitations will apply:

1. “Your” recovery under all such insurance will not exceed the actual amount of loss or damage sustained; and
2. The insurance provided by this endorsement applies in excess of and, except as to premium, “limits” and notice, follows the terms, conditions, limitations and exclusions of other applicable insurance issued to “you” by “us” or any of “our” affiliates.

SECTION I

The **COMMERCIAL OUTPUT PROGRAM PROPERTY COVERAGE PART** is amended as follows:

DEFINITIONS

The “hardware” definition is replaced by the following:

12. “Hardware” means a programmable machine using electronic machine components (micro-processors) to carry out a sequence of logical operations by executing a series of instructions to read, manipulate and then store data.
 - a. “Hardware” includes but is not limited to:
 - (1) Mainframe, mid-range computers, and servers;
 - (2) Personal computers (PC);
 - (3) Laptops, notebook PCs, tablets (e.g., iPad®), and other portable computer devices;
 - (4) Peripheral data processing equipment, including but not limited to, printers, keyboards, monitors, multimedia projectors and modems; and
 - (5) Smartphones (e.g., iPhone®, BlackBerry®) intended for use in “your” “business”.
 - b. “Hardware” does not include any component of:
 - (1) Production equipment used in a manufacturing operation to process or produce a product for eventual sale;
 - (2) Medical equipment used in the treatment and diagnosis of a medical patient;

- (3) Mechanical equipment used in the heating, ventilation, or air conditioning of a building; and
- (4) Fuel pumping or dispensing equipment.

PROPERTY COVERED

BUSINESS PERSONAL PROPERTY

1. Under **Covered Business Personal Property**, the first paragraph of Item **g**, personal property of others is deleted and replaced with the following:
Personal Property of Others. This means personal property of others in “your” care, custody or control, other than members and guests property and Business Personal Property of the golf club professional(s) working at “your” club.

COVERAGE EXTENSIONS

The following **COVERAGE EXTENSION** is added:

Tenant’s Building Glass Liability

If “you” are a tenant and no “limit” is shown in the “schedule of coverages” for building coverage, “we” pay to cover direct physical loss of or damage to building glass that is part of the exterior or interior walls, floors or ceilings of the building or structure occupied by “you” at “covered locations”.

“We” will also pay for necessary:

1. Expenses incurred to put up temporary plates or board up openings;
2. Repair or replacement of encasing frames; and
3. Expenses incurred to remove or replace obstructions.

This coverage extension only applies to glass owned by "you" or glass owned by others in "your" care, custody or control and for which "you" are legally or have contractually agreed to be responsible. "Our" payment for glass owned by others will only be for the account of the owner of the glass.

SUPPLEMENTAL COVERAGES

The following **SUPPLEMENTAL COVERAGE** is amended:

Sewer Backup and Water Below the Surface is deleted and replaced with the following:

11. Sewer Backup and Water Below the Surface

"We" cover direct physical loss caused by:

- a. Water or waterborne material that backs up through a sewer or drain; or
- b. Water below the surface of the ground, including but not limited to water that exerts pressure on or flows, seeps, or leaks through or into a covered building or structure, sidewalk, driveway, foundation, swimming pool, or other structure.

However, with respect to Paragraphs **a.** and **b.** above, "we" will not pay the cost of repairing or replacing a sump pump or its related equipment in the event of mechanical breakdown.

For the purposes of this Supplemental Coverage, drain does not include a roof drain, gutter, downspout or similar fixtures or equipment.

This Supplemental Coverage does not apply to loss or damage caused by or resulting from "your" failure to:

- a. Keep a sump pump or its related equipment in proper working condition; or
- b. Perform the routine maintenance or repair necessary to keep a sewer or drain free from obstructions.

The most "we" pay for loss or damage under this Supplemental Coverage is \$100,000, or the "limit" shown in the "schedule of coverages".

This Supplemental Coverage is not flood insurance. "We" will not pay for direct physical loss or damage from sewer backup and water below the surface caused by any flood whether or not the flood contributes concurrently or in any sequence to the loss. This applies regardless of the proximity of the flood to a "covered location". Flood includes the accumulation of surface water, waves, tides, tidal waves, overflow of streams or other bodies of water, or their spray, all whether driven by wind or not that enters the sewer or drain system.

The following **SUPPLEMENTAL COVERAGES** are added:

Additional Costs

1. "We" pay up to \$250,000 or the "limit" shown in the "schedule of coverages" in Additional Costs "you" sustain which results from a direct physical loss caused by a covered peril for the period of time that:
 - a. Begins on the date of the loss; and
 - b. Ends on the date when the building or structure at a "covered location" is repaired, rebuilt or replaced with reasonable speed and similar quality.
2. Additional Costs mean only the following additional expenses which "you" incur over and above the estimated completed cost of any building or structure at a "covered location":
 - a. Additional real estate broker fees or commission;
 - b. Additional architect, engineering and consulting fees;
 - c. Additional legal or accounting fees; and
 - d. Additional advertising and promotional expenses.

Business Personal Property - Common Property Within Owned Buildings

"We" pay up to \$25,000 or the "limit" shown in the "schedule of coverages" for direct physical loss or damage to personal property owned by "you" as common property within buildings owned by "you" at "covered locations" caused by a covered peril. This includes but is not limited to furniture and fixtures in lobbies, public hallways, stairs and corridors.

Business Personal Property Seasonal Increase

The "limit" for Business Personal Property will increase by 25% or the percentage shown in the "schedule of coverages" to provide for seasonal variation as long as the "limit" for Business Personal Property shown in the "schedule of coverages" is at least 100% of "your" average monthly values during the lesser of:

1. The 12 months immediately preceding the date the loss or damage occurs; or
2. The period of time "you" have been in business as of the date the loss or damage occurs.

Employee Theft (Including Employee Benefit Plans)

1. "We" pay up to \$100,000 in any one "occurrence" for loss of or damage to "money", "securities" and "other property" resulting directly from "theft" committed by an "employee", whether identified or not, acting alone or in collusion with other persons. "Theft" shall also include "forgery".

2. This Supplemental Coverage does not cover loss resulting from:
 - a. Acts committed by “you”, “your” partners or “members”, whether acting alone or in collusions with other persons.
 - b. Acts of “employees” learned of by “you”, “your” partners, “members”, “managers”, officers, directors or trustees not in collusion with the “employee”, prior to the policy period shown in the Declarations.
 - c. The unauthorized disclosure of “your” confidential information including, but not limited to patents, trade secrets, processing methods or customer lists.
 - d. The unauthorized use or disclosure of confidential information of another person or entity which is held by “you” including but not limited to financial information, personal information, credit card information or similar non-public information.
 - e. Indirect loss as a result of an “occurrence” including but not limited to loss resulting from:
 - (1) “Your” inability to realize income that “you” would have realized had there been no loss of or damage to “money”, “securities”, or “other property”;
 - (2) Payment of damages of any type for which “you” are legally liable. But, “we” pay compensatory damages arising directly from a loss covered under this supplementary coverage; or
 - (3) Payment of costs, fees or other expenses “you” incur in establishing either the existence or the amount of loss under this supplementary coverage.
 - f. Fees, costs and expenses incurred by “you” which are related to any legal action.
 - g. Loss, or that part of any loss, the proof of which as to its existence or amount is dependent upon:
 - (1) An inventory computation; or
 - (2) A profit and loss computation.
 - h. Trading, whether in “your” name or in a genuine or fictitious account.
 - i. The fraudulent or dishonest signing, issuing, canceling or failing to cancel a warehouse receipt or any papers connected with it.
3. Employee Benefit Plans
 - a. The “employee benefit plans” (hereinafter referred to as plan) that are wholly owned and operated by “you” for the sole benefit of “your” “employees” are included as insureds under this Supplemental Coverage.
- b. If any Plan is insured jointly with any other entity under this insurance, “you” or the Plan Administrator must select a “limit” that is sufficient to provide a “limit” for each Plan that is at least equal to that required if each Plan were separately insured.
- c. With respect to loss sustained or “discovered” by any such Plan, “we” will pay for loss of or damage to “funds” and “other property” resulting directly from fraudulent or dishonest acts committed by an “employee”, whether identified or not, acting alone or in collusion with other persons.
- d. If the first Named Insured is an entity other than a Plan, any payment “we” make for loss sustained by any Plan will be made to the Plan sustaining the loss.
- e. If two or more Plans are insured under this Supplemental Coverage, any payment “we” make for loss:
 - (1) Sustained by two or more Plans; or
 - (2) Of commingled “funds” or “other property” of two or more Plans;

resulting directly from an “occurrence”, will be made to each Plan sustaining loss in the proportion that the “limit” required for each Plan bears to the total “limit” of all Plans sustaining loss.
- f. The Deductible Amount applicable to this Supplemental Coverage does not apply to loss sustained by any Plan.
4. As respects this Supplemental Coverage, “occurrence” means:
 - a. An individual act;
 - b. The combined total of all separate acts whether or not related; or
 - c. A series of acts whether or not related;

committed by an “employee” acting alone or in collusion with other persons, during the Policy Period shown in the Declarations.
5. **Duties in The Event Of Loss**

After “you” “discover” a loss or a situation that may result in loss of or damage to “money”, “securities” or “other property” “you” must:

 - a. Notify “us” as soon as possible.
 - b. Submit to examination under oath at “our” request and give “us” a signed statement of your answers.
 - c. Produce for “our” examination all pertinent records.
 - d. Give “us” a detailed, sworn proof of loss within 120 days.
 - e. Cooperate with “us” in the investigation and settlement of any claim.

6. Limits Of Insurance Under This Supplemental Coverage

The most “we” pay for all loss resulting directly from an “occurrence” is the applicable “limit” shown in the “schedule of coverages”.

If any loss is covered under more than one Insuring Agreement or Coverage, the most “we” pay for such loss shall not exceed the largest “limit” available under any one of those Insuring Agreements or Coverages.

7. Extended Period to Discover Loss

“We” pay for loss that “you” sustained prior to the effective date of cancellation of this supplemental coverage, which is “discovered” by “you”:

- a. No later than 1 year from the date of that cancellation. However, this extended period to “discover” loss terminates immediately upon the effective date of any other insurance obtained by “you”, whether from “us” or another insurer, replacing in whole or in part the coverage afforded under this supplemental coverage, whether or not such other insurance provides coverage for loss sustained prior to its effective date.
- b. No later than 1 year from the date of that cancellation with regard to any “employee benefit plans”.

8. Loss Sustained During Prior Insurance Issued By Us Or Any Affiliate

a. Loss Sustained Partly During This Insurance And Partly During Prior Insurance

If “you” “discover” loss during the Policy Period shown in the Declarations, resulting directly from an “occurrence” taking place:

- (1) Partly during the Policy Period shown in the Declarations; and
- (2) Partly during the Policy Period(s) of any prior cancelled insurance that “we” or any affiliate issued to “you” or any predecessor in interest;

and this insurance became effective at the time of cancellation of the prior insurance, “we” will first settle the amount of loss that “you” sustained during this Policy Period. “We” will then settle the remaining amount of loss that “you” sustained during the Policy Period(s) of the prior insurance.

b. Loss Sustained Entirely During Prior Insurance

If “you” “discover” loss during the Policy Period shown in the Declarations, resulting directly from an “occurrence” taking place entirely during the Policy Period(s) of any prior cancelled insurance that “we” or any affiliate issued to “you” or any predecessor in interest, “we” pay for the loss, provided:

- (1) This insurance became effective at the time of cancellation of the prior insurance; and
- (2) The loss would have been covered under this insurance had it been in effect at the time of the “occurrence”.

“We” will first settle the amount of loss that “you” sustained during the most recent prior insurance. “We” will then settle any remaining amount of loss that “you” sustained during the Policy Period(s) of any other prior insurance.

c. In settling loss subject to this Condition:

- (1) The most “we” pay for the entire loss is the highest single “limit” applicable during the period of loss, whether such “limit” was written under this insurance or was written under the prior insurance issued by “us”.
- (2) “We” apply the applicable Deductible Amount shown in the “schedule of coverages” to the amount of loss sustained under this insurance. If no loss was sustained under this insurance, “we” will apply the Deductible Amount shown in the “schedule of coverages” to the amount of loss sustained under the most recent prior insurance.

If the Deductible Amount is larger than the amount of loss sustained under this insurance, or the most recent prior insurance, “we” will apply the remaining Deductible Amount to the remaining amount of loss sustained during the prior insurance.

“We” will not apply any other Deductible Amount that may have been applicable to the loss.

d. The following examples demonstrate how we will settle losses subject to this Condition 8. under this Supplemental Coverage for Employee Theft.:

EXAMPLE NO. 1:

“You” sustained a covered loss of \$10,000 resulting directly from an “occurrence” taking place during the terms of Policy **A** and Policy **B**.

POLICY A

The current policy. Written at a “limit” of \$50,000 and a Deductible Amount of \$5,000.

POLICY B

Issued prior to Policy **A**. Written at a “limit” of \$50,000 and a Deductible Amount of \$5,000.

The amount of loss sustained under Policy **A** is \$2,500 and under Policy **B** is \$7,500.

The highest single “limit” applicable to this entire loss is \$50,000 written under Policy **A**. The Policy **A** Deductible Amount of \$5,000 applies. The loss is settled as follows:

1. The amount of loss sustained under Policy **A**. (\$2,500) is settled first. The amount “we” pay is nil (\$0.00) because the amount of loss is less than the Deductible Amount (i.e., \$2,500 loss - \$5,000 deductible = \$0.00).
2. The remaining amount of loss sustained under Policy **B** (\$7,500) is settled next. The amount recoverable is \$5,000 after the remaining Deductible Amount from Policy **A** of \$2,500 is applied to the loss (i.e., \$7,500 loss - \$2,500 deductible = \$5,000).

The most “we” pay for this loss is \$5,000.

EXAMPLE NO. 2:

“You” sustained a covered loss of \$250,000 resulting directly from an “occurrence” taking place during the terms of Policy **A** and Policy **B**.

POLICY A

The current policy. Written at a “limit” of \$125,000 and a Deductible Amount of \$10,000.

POLICY B

Issued prior to Policy **A**. Written at a “limit” of \$150,000 and a Deductible Amount of \$25,000.

The amount of loss sustained under Policy **A** is \$175,000 and under Policy **B** is \$75,000.

The highest single “limit” applicable to this entire loss is \$150,000 written under Policy **B**. The Policy **A** Deductible Amount of \$10,000 applies. The loss is settled as follows:

1. The amount of loss sustained under Policy **A** (\$175,000) is settled first. The amount “we” pay is the Policy **A** “limit” of \$125,000 because \$175,000 loss - \$10,000 deductible = \$165,000 which is greater than the \$125,000 policy limit.
2. The remaining amount of loss sustained under Policy **B** (\$75,000) is settled next. The amount “we” pay is \$25,000 (i.e., \$150,000 Policy **B** “limit” - \$125,000 paid under Policy **A** = \$25,000).

The most “we” pay for this loss is \$150,000.

EXAMPLE NO. 3:

“You” sustained a covered loss of \$2,000,000 resulting directly from an “occurrence” taking place during the terms of Policies **A**, **B**, **C** and **D**.

POLICY A

The current policy. Written at a “limit” of \$1,000,000 and a Deductible Amount of \$100,000.

POLICY B

Issued prior to Policy **A**. Written at a “limit” of \$750,000 and a Deductible Amount of \$75,000.

POLICY C

Issued prior to Policy **B**. Written at a “limit” of \$500,000 and a Deductible Amount of \$50,000.

POLICY D

Issued prior to Policy **C**. Written at a “limit” of \$500,000 and a Deductible Amount of \$50,000.

The amount of loss sustained under Policy **A** is \$350,000, under Policy **B** is \$250,000, under Policy **C** is \$600,000 and under Policy **D** is \$800,000.

The highest single “limit” applicable to this entire loss is \$1,000,000 written under Policy **A**. The Policy **A** Deductible Amount of \$100,000 applies. The loss is settled as follows:

1. The amount of loss sustained under Policy **A** (\$350,000) is settled first. The amount “we” pay is \$250,000 (i.e., \$350,000 loss - \$100,000 deductible = \$250,000).
2. The amount of loss sustained under Policy **B** (\$250,000) is settled next. The amount “we” pay is \$250,000 (no deductible is applied).
3. The amount of loss sustained under Policy **C** (\$600,000) is settled next. The amount “we” pay is \$500,000, the policy “Limit” (no deductible is applied).

4. "We" will not make any further payment under Policy **D** as the maximum amount payable under the highest single "limit" applying to the loss of \$1,000,000 under Policy **A** has been satisfied.

The most "we" pay for this loss is \$1,000,000.

9. Loss Sustained During Prior Insurance Not Issued By Us Or Any Affiliate

- a. If "you" "discover" loss during the Policy Period shown in the Declarations, resulting directly from an "occurrence" taking place during the Policy Period of any prior cancelled insurance that was issued to you or a predecessor in interest by another company, and the period of time to discover loss under that insurance had expired, "we" pay for the loss under this insurance, provided:
 - (1) This insurance became effective at the time of cancellation of the prior insurance; and
 - (2) The loss would have been covered under this insurance had it been in effect at the time of the "occurrence".
- b. In settling loss subject to this condition in Paragraph **9.**:
 - (1) The most "we" pay for the entire loss is the lesser of the "limits" applicable during the period of loss, whether such "limit" was written under this insurance or was written under the prior cancelled insurance.
 - (2) "We" apply the applicable Deductible Amount shown in the "schedule of coverages" to the amount of loss sustained under the prior cancelled insurance.
- c. The insurance provided under this Paragraph **9.** condition is subject to the following:
 - (1) If loss covered under this condition is also partially covered under the condition set out in Paragraph **8.**, the amount recoverable under this Condition is part of, not in addition to, the amount recoverable under the condition in Paragraph **8.**
 - (2) For loss covered under this Paragraph **9.** condition that is not subject to Paragraph **9.c.(1)**, the amount recoverable under this condition is part of, not in addition to, the "limit" applicable to the loss covered under this insurance and is limited to the lesser of the amount recoverable under:

- (a) This insurance as of its effective date; or
- (b) The prior cancelled insurance had it remained in effect.

10. Legal Action Against Us

"You" may not bring any legal action against us involving loss under this Supplemental Coverage:

- (1) Unless "you" have complied with all the terms of this insurance;
- (2) Until 90 days after "you" have filed proof of loss with "us"; and
- (3) Unless brought within 2 years from the date "you" "discovered" the loss.

If any limitation in this condition is prohibited by law, such limitation is amended so as to equal the minimum period of limitation provided by such law.

Forgery Or Alteration

1. "We" pay up to \$100,000 or the "limit" shown in the "schedule of coverages" in any one "occurrence" for loss resulting directly from "forgery" or alteration of checks, drafts, promissory notes, or similar written promises, orders or directions to pay a sum certain in "money" that are:
 - a. Made or drawn by or drawn upon "you"; or
 - b. Made or drawn by one acting as "your" agent; or that are purported to have been so made or drawn.For the purposes of this Supplemental Coverage, a substitute check as defined in the Check Clearing for the 21st Century Act shall be treated the same as the original it replaced.
2. If "you" are sued for refusing to pay any instrument covered in Paragraph **1.** above, on the basis that it has been forged or altered, and "you" have "our" written consent to defend against the suit, "we" will pay for any reasonable legal expenses that "you" incur and pay in that defense. The amount that "we" will pay is in addition to the "limit" applicable to this Supplemental Coverage.
3. This Supplemental Coverage does not cover loss resulting from:
 - a. Acts committed by "you", "your" partners or "members", whether acting alone or in collusion with other persons.
 - b. Acts of "employees" learned of by "you", "your" partners, "members", "managers", officers, directors or trustees not in collusion with the "employee", prior to the policy period shown in the Declarations.

- c. "Theft" or any other dishonest act committed by any of "your" "employees", "managers", directors, trustees or authorized representatives:
 - (1) Whether acting alone or in collusion with other persons; or
 - (2) While performing services for "you" or otherwise.
 - d. The unauthorized disclosure of "your" confidential information including, but not limited to patents, trade secrets, processing methods or customer lists.
 - e. The unauthorized use or disclosure of confidential information of another person or entity which is held by "you" including but not limited to financial information, personal information, credit card information or similar non-public information.
 - f. Indirect loss as a result of an "occurrence".
 - g. Fees, costs and expenses incurred by "you" which are related to any legal action.
4. As respects this Supplemental Coverage, "occurrence" means:
- a. An individual act;
 - b. The combined total of all separate acts whether or not related; or
 - c. A series of acts whether or not related;
- committed by a person acting alone or in collusion with other persons, involving one or more instruments, during the Policy Period shown in the Declarations.
5. This Supplemental Coverage does not cover loss resulting from the use of any computer to fraudulently cause a transfer of "money," "securities" or "other property" or loss resulting from a fraudulent instruction directing a financial institution to transfer, pay or deliver funds from an account that "you" have set up with an institution that allows the initiation of transfers, payments or delivery of funds by means of electronic, telegraphic, cable, teletype, telefacsimile or telephone instructions communicated directly through an electronic funds transfer system.

Forged Credit Card Written Instruments

- 1. "We" pay up to \$50,000 or the "limit" shown in the "schedule of coverages" in any one "occurrence" for loss caused directly by the "forgery" or alteration of, on, or in any written instrument required in conjunction with any charge, credit, or debit card issued to:
 - a. "You";
 - b. "Your" partners or members with ownership interest in any limited liability company named as an insured; or

- c. "Your" officers, "employees", or "managers" when "you" arrange for the acquisition of corporate cards for business purposes.
- 2. For coverage to apply, "you" must be legally liable to the issuer of the charge, credit, or debit card associated with the forged or altered written instrument. In addition, "you" must carry out all of the contract conditions, provisions, and terms of the card that were agreed upon when the card was obtained.
 - 3. If "you" are sued for denying payment on the basis that charge, credit, or debit card written instruments have been forged or altered and "you" have "our" written consent to defend against the suit, "we" pay for reasonable attorney's fees, court costs, or similar legal expenses in that defense. Any amount paid for these expenses will be in addition to the applicable "limit" for this supplemental coverage and is not subject to the deductible.
 - 4. As respects this Supplemental Coverage, "occurrence" means:
 - a. An individual act;
 - b. The combined total of all separate acts whether or not related; or
 - c. A series of acts whether or not related;

committed by a person acting alone or in collusion with other persons, involving one or more instruments, during the Policy Period shown in the Declarations.

Legal Liability - Building

"We" pay up to \$100,000 or the "limit" shown in the "schedule of coverages" to cover "your" building legal liability. This Supplemental Coverage is subject to the provisions of Legal Liability - Building Coverage **CO 50 09**, which is made a part of the Commercial Output Program - Property Coverage Part.

Lock Replacement Coverage

"We" pay up to \$10,000 or the "limit" shown in the "schedule of coverages" for replacement of locks necessitated by the "theft" of keys to "your" premises.

Each loss for lock replacement covered by this Extension is subject to a \$50 deductible.

Members and Guests Property

- 1. "We" cover direct physical loss or damage to personal property belonging to "your" members or guests while it is in "your" care, custody or control caused by a covered peril.
- 2. The most "we" pay for loss or damage to members or guests personal property is \$50,000 or the "limit" shown in the "schedule of coverages".

3. "Our" payment for loss under this Supplemental Coverage will only be for the account of the owner of the personal property.
4. The deductible for this Supplemental Coverage is waived unless a specific deductible is shown in the "schedule of coverages" for Members and Guests Property.

Money Orders and Counterfeit Paper Currency

1. "We" pay up to \$5,000 or the "limit" shown in the "schedule of coverages" in any one "occurrence" for loss resulting directly from "your" having accepted in good faith, in exchange for merchandise, "money" or services:
 - a. Money orders issued by any post office, express company or bank that are not paid upon presentation; or
 - b. "Counterfeit money" that is acquired during the regular course of business;
2. This Supplemental Coverage does not cover loss resulting from:
 - a. Acts committed by "you", "your" partners or "members", whether acting alone or in collusions with other persons.
 - b. Acts of "employees" learned of by "you", "your" partners, "members", "managers", officers, directors or trustees not in collusion with the "employee", prior to the policy period shown in the Declarations.
 - c. "Theft" or any other dishonest act committed by any of "your" "employees", "managers", directors, trustees or authorized representatives:
 - (1) Whether acting alone or in collusion with other persons; or
 - (2) While performing services for "you" or otherwise.
 - d. The unauthorized disclosure of "your" confidential information including, but not limited to patents, trade secrets, processing methods or customer lists.
 - e. The unauthorized use or disclosure of confidential information of another person or entity which is held by "you" including but not limited to financial information, personal information, credit card information or similar non-public information.
 - f. Indirect loss as a result of an "occurrence".
 - g. Fees, costs and expenses incurred by "you" which are related to any legal action.
3. As respects this Supplemental Coverage, "occurrence" means:
 - a. An individual act;
 - b. The combined total of all separate acts whether or not related; or

- c. A series of acts or events whether or not related;

committed by a person acting alone or in collusion with other persons, or not committed by any person, during the Policy Period shown in the Declarations.

Money And Securities - Inside and Outside The Premises

1. "We" pay up to \$25,000 or the "limit" shown in the "schedule of coverages" for:
 - a. Loss of "money" and "securities" inside the "premises" or "banking premises":
 - (1) Resulting directly from "theft" committed by a person present inside such "premises" or "banking premises"; or
 - (2) Resulting directly from disappearance or destruction.
 - b. Loss from damage to the "premises" or its exterior resulting directly from an actual or attempted "theft" of "money" and "securities", if "you" are the owner of the "premises" or are liable for damage to it.
 - c. Loss of or damage to a locked safe, vault, cash register, cash box or cash drawer located inside the "premises" resulting directly from an actual or attempted "theft" of or unlawful entry into those containers.
 - d. If a religious organization, "you" may double the above "limit" or the "limit" shown in the "schedule of coverages" on five stipulated holidays during the year when excess receipts are anticipated.
2. "We" pay up to \$15,000 or the "limit" shown in the "schedule of coverages" for:
 - a. Loss of "money" and "securities" outside the "premises" in the care and custody of a "messenger" or an armored motor vehicle company resulting directly from "theft", disappearance or destruction.
 - b. Loss of or damage to "other property" outside the "premises" in the care and custody of a "messenger" or an armored motor vehicle company resulting directly from an actual or attempted "robbery".
 - c. If a religious organization, "you" may double the above "limit" or the "limit" shown in the "schedule of coverages" on five stipulated holidays during the year when excess receipts are anticipated.
3. This Supplemental Coverage does not cover loss resulting from:
 - a. Acts committed by "you", "your" partners or "members", whether acting alone or in collusions with other persons.

- b. Acts of “employees” learned of by “you”, “your” partners, “members”, “managers”, officers, directors or trustees not in collusion with the “employee”, prior to the policy period shown in the Declarations.
 - c. “Theft” or any other dishonest act committed by any of “your” “employees”, “managers”, directors, trustees or authorized representatives:
 - (1) Whether acting alone or in collusion with other persons; or
 - (2) While performing services for “you” or otherwise.
 - d. The unauthorized disclosure of “your” confidential information including, but not limited to patents, trade secrets, processing methods or customer lists.
 - e. The unauthorized use or disclosure of confidential information of another person or entity which is held by “you” including but not limited to financial information, personal information, credit card information or similar non-public information.
 - f. Indirect loss as a result of an “occurrence”.
 - g. Fees, costs and expenses incurred by “you” which are related to any legal action.
 - h. Accounting or arithmetical errors or omissions.
 - i. The giving or surrendering of property in any exchange or purchase.
 - j. Fire, however caused, except:
 - (1) Loss of or damage to “money” and “securities”; and
 - (2) Loss from damage to a safe or vault.
 - k. Property contained in any money operated device unless the amount of “money” deposited in it is recorded by a continuous recording instrument in the device.
 - l. Loss of or damage to motor vehicles, trailers or semi-trailers or equipment and accessories attached to them.
 - m. Loss of or damage to property after it has been transferred or surrendered to a person or place outside the “premises” or “banking premises”.
But, this does not apply to loss of “money”, “securities” or “other property” while outside the “premises” in the care and custody of a “messenger” if “you”:
 - (1) Had no knowledge of any threat at the time the conveyance began; or
 - (2) Had knowledge of a threat at the time the conveyance began, but the loss was not related to the threat.
 - n. Damage to the “premises” or its exterior, or to any safe, vault, cash register, cash box, cash drawer or “other property” by vandalism or malicious mischief.
 - o. “Your” or anyone acting on “your” express or implied authority, being induced by any dishonest act to voluntarily part with title or possession of any property.
4. As respects this Supplemental Coverage, “occurrence” means:
- a. An individual act;
 - b. The combined total of all separate acts whether or not related; or
 - c. A series of acts or events whether or not related;
- committed by a person acting alone or in collusion with other persons, or not committed by any person, during the Policy Period shown in the Declarations.

Non-Owned Detached Trailers

- 1. “We” pay up to \$50,000 or the “limit” shown in the “schedule of coverages” for loss or damage to trailers that “you” do not own, provided that:
 - a. The trailer is used in “your” business;
 - b. The trailer is in “your” care, custody or control at the premises described in the Declarations; and
 - c. “You” have a contractual responsibility to pay for loss or damage to the trailer.
- 2. “We” will not pay for any loss or damage that occurs:
 - a. While the trailer is attached to any motor vehicle or motorized conveyance, whether or not the motor vehicle or motorized conveyance is in motion;
 - b. During hitching or unhitching operations, or when a trailer becomes accidentally unhitched from a motor vehicle or motorized conveyance.

This insurance is excess over the amount due (whether “you” can collect on it or not) from any other insurance covering such property.

Ornamental Display Gardens and Landscape Displays

“We” pay up to \$25,000 or the “limit” shown in the “schedule of coverages” for direct physical loss or damage to the following property located at a “covered location” or within 1,000 feet of the personal residence of a landscape or nursery proprietor, partner, officer or designated employee, caused by a covered peril:

- 1. Ornamental display gardens used for display or promotional purposes; and

2. Ornamental masonry or stone bridges, walks, patios, retaining walls or similar surfaces or wooden landscaping bridges, gazebos, storage sheds or similar structures, used for display or promotional purposes.

Outdoor Property

"We" pay up to \$75,000 or the "limit" shown in the "schedule of coverages" for direct physical loss or damage, including debris removal expense, to the following outdoor property owned or leased by "you" caused by a covered peril:

1. Outdoor tents not attached to a covered building;
2. Outdoor storage sheds used to store "your" business supplies or equipment;
3. Outdoor light posts not attached to a covered building; and
4. Playground equipment.

The following outdoor property if located on or within 1,000 feet of a covered building is included in the building coverage:

1. Awnings or canopies;
2. Fences;
3. Radio and television towers, antennas, satellite dishes, masts, lead-in wiring and guy wires. This includes foundations and any other property that is permanently attached to any of these types of property;
4. Signs, whether or not they are attached to a covered building; and
5. Foundations of buildings, machinery or boilers.

Property Off-Premises

"We" pay up to \$100,000 or the "limit" shown in the "schedule of coverages" for direct physical loss or damage to "your" Covered Property while it is away from the "covered location", if it is temporarily at a location "you" do not own, lease or operate and caused by a covered peril.

This Supplemental Coverage does not apply to:

- (1) Property in or on a vehicle that "you" own, lease or operate;
- (2) Property being installed by "you" or a person or organization authorized by "you"; or
- (3) Property covered under a separate Coverage Extension, Supplemental Coverage, Marine Supplemental Coverage or endorsement attached to this coverage part.

DEDUCTIBLE

The following is added to the **DEDUCTIBLE** section under **HOW MUCH WE PAY**:

Unless otherwise stated in this endorsement, supplemental coverages are subject to the Deductible shown in the "schedule of coverages".

If multiple deductibles apply to "your" loss under this Coverage Part, the most "we" will deduct from the loss is the single largest deductible involved. Also, each deductible will only be applied against its applicable coverage and any deductible amount(s) actually taken will be applied toward any remaining larger deductible(s).

If a loss covered under this Coverage Part also involves a loss under another Coverage Part issued to "you" by "us" or any of "our" affiliates, the most "we" will deduct from the loss is the single largest deductible involved. Also, each deductible will only be applied against its applicable coverage and, any deductible amount(s) actually taken will be applied toward any remaining larger deductible(s).

VALUATION

The following is added to the **VALUATION** section:

Personal Property of Others - The value of Personal Property of Others will be based on the amount for which "you" are liable, not to exceed the replacement cost.

CRIME RELATED SECTION I SUPPLEMENTAL COVERAGES DEFINITIONS

1. "Banking premises" means the interior of that portion of any building occupied by a banking institution or similar safe depository.
2. "Counterfeit money" means an imitation of "money" that is intended to deceive and to be taken as genuine.
3. "Discover" or "discovered" means the time when "you" first become aware of facts which would cause a reasonable person to assume that a loss of a type covered by this insurance has been or will be incurred, regardless of when the act or acts causing or contributing to such loss occurred, even though the exact amount or details of loss may not then be known.

"Discover" or "discovered" also means the time when "you" first receive notice of an actual or potential claim in which it is alleged that "you" are liable to a third party under circumstances which, if true, would constitute a loss under this insurance.

4. "Employee":

a. "Employee" means:

(1) Any natural person:

- (a)** While in "your" service and for the first 30 days immediately after termination of service, unless such termination is due to "theft" or any dishonest act committed by the "employee";
- (b)** Who "you" compensate directly by salary, wages or commissions; and
- (c)** Who "you" have the right to direct and control while performing services for "you".

(2) Any natural person who is furnished temporarily to "you":

- (a)** To substitute for a permanent "employee" as defined in Paragraph **a.(1)**, who is on leave; or
- (b)** To meet seasonal or short-term work load conditions;

while that person is subject to "your" direction and control and performing services for "you", excluding, however, any such person while having care and custody of property outside the "premises".

(3) Any natural person who is leased to "you" under a written agreement between "you" and a labor leasing firm, to perform duties related to the conduct of "your" business, but does not mean a temporary employee as defined in Paragraph **a.(2).**

(4) Any natural person who is:

- (a)** A trustee, officer, employee, administrator or manager, except an administrator or manager who is an independent contractor, of any "employee benefit plan"; and
- (b)** A director or trustee of "yours" while that person is engaged in handling "funds" or "other property" of any "employee benefit plan".

(5) Any natural person who is a former "employee", partner, "member", "manager", director or trustee retained as a consultant while performing service for "you".

(6) Any natural person who is a guest student or intern pursuing studies or duties, excluding, however, any such person while having care and custody of property outside the "premises".

(7) Any "employee" of an entity merged or consolidated with "you" prior to the effective date of this policy.

(8) Any of "your" "managers", directors or trustees while:

- (a)** Performing acts within the scope of the usual duties of an "employee"; or
- (b)** Acting as a member of any committee duly elected or appointed by resolutions of "your" board of director or board of trustees to perform specific, as distinguished from general, directorial acts on "your" behalf.

9) If a religious organization, any natural person who is a:

- (a)** Member of your organization;
- (b)** Cleric of your organization;
- (c)** Volunteer of your organization; or
- (d)** Member of the board of governors of your organization.

b. "Employee" does not mean:

Any agent, broker, factor, commission merchant, consignee, independent contractor or representative of the same general character not specified in Paragraph **4.a**.

5. "Employee benefit plan" means any welfare or pension benefit plan that "you" sponsor and which is subject to the Employee Retirement Income Security Act of 1974 (ERISA) and any amendments thereto.

6. "Forgery" means the signing of the name of another person or organization with intent to deceive. It does not mean a signature which consists in whole or in part of one's own name signed with or without authority, in any capacity, for any purpose.

7. "Funds" means "money" and "securities".

8. "Manager" means a person serving in a directorial capacity for a limited liability company.

9. "Member" means an owner of a limited liability company represented by its membership interest, who also may serve as a "manager".

10. "Messenger" means "you", or a relative of "yours", or any of "your" partners or "members", or any "employee" while having care and custody of property outside the "premises".

11. "Other property" means any tangible property other than "money" and "securities" that has intrinsic value. "Other Property" does not include computer programs, electronic data or any property specifically excluded under this insurance.

12. "Premises" means the interior of that portions of any building "you" occupy in conducting "your" business.
13. "Robbery" means the unlawful taking of property from the care and custody of a person by one who has:
 - a. Caused or threatened to cause that person bodily harm; or
 - b. Committed an obviously unlawful act witnessed by that person.
14. "Theft" means the unlawful taking of property to the deprivation of the insured.

SECTION II

The **COMMERCIAL OUTPUT PROGRAM INCOME COVERAGE PART** is amended as follows:

SUPPLEMENTAL INCOME COVERAGES

The following **SUPPLEMENTAL INCOME COVERAGES** are added when the Commercial Output Program - Income Coverage Part is attached to this policy:

Auto Physical Damage - Loss of Income

"We" pay up to \$25,000 or the "limit" shown in the "schedule of coverages" for the actual loss of earnings "you" sustain due to a Physical Damage loss or damage to a covered auto used to transport "your" Business Personal Property, if such Physical Damage loss is insured under "your" Business Auto insurance. For this Supplemental Coverage only:

1. "Business" includes business activities involving the covered motor vehicle, and
2. "Restoration period" is amended to apply to the covered motor vehicle, rather than the described premises.

Payment for Extra Expense, if part of this policy, does not apply under this Supplemental Coverage.

The covered motor vehicle must maintain rental reimbursement coverage.

This Supplemental Coverage does not apply to "Private Passenger Type" vehicles. "Private Passenger Type" vehicles mean a four-wheel auto of the private passenger or station wagon type.

Food Contamination Shutdown - Loss of Income

1. "We" pay up to \$50,000 or the "limit" shown in the "schedule of coverages" for the actual loss of earnings "you" sustain from an interruption of "your" "business" due to a declaration by the Board of Health or other government body because of the discovery of, or suspicion of, "food contamination".

2. "We" will also pay the following Supplemental Payments:
 - a. "Your" costs to clean "your" equipment per local Board of Health requirements;
 - b. "Your" costs to replace consumable goods declared contaminated by the local Board of Health;
 - c. Reimbursement to infected patrons for doctors care, hospitalization and necessary blood work; and
 - d. Necessary medical tests and vaccines for affected employees as required by the Board of Health or other government body. This coverage is primary to any other insurance coverage.

The most "we" pay for these Supplemental Payments under this Supplemental Coverage is \$50,000.

3. "We" will not pay for loss caused directly or indirectly due to fines or penalties of any kind. Such loss is excluded regardless of any other cause or event that contributes concurrently or in any sequence to the loss.

In the event of a loss "you" must:

- a. Give "us" prompt notice of the interruption of "business";
- b. Notify any public authority that may have jurisdiction over the incident; and
- c. As soon as possible, give "us" a description of how, when and where the "food contamination" was first discovered.

"Food contamination" means the occurrence of food poisoning, or suspected food poisoning, of one or more of "your" patrons resulting from tainted food purchased by "you" or "communicable disease" transmitted by one or more of "your" employees.

"Communicable disease" is defined as a bacterial micro organism transmitted through human contact to food.

Ingress Or Egress

"We" extend "your" coverage for earnings and extra expense to include loss sustained while ingress to or egress from "covered locations" is prevented, other than as provided in the Interruption by Civil Authority Coverage Extension. The prevention of ingress to or egress from "covered locations" must be caused by direct physical loss or damage to property, other than at a "covered location", caused by a covered peril.

This Supplemental Coverage will begin after a waiting period of 24 hours and apply for up to 30 consecutive days from the date when the ingress or egress is first prevented.

The most “we” pay for loss in any one occurrence under this Supplemental Coverage is \$50,000 or the “limit” shown in the “schedule of coverages”.

Realty Tax

1. “We” cover the additional amount of a realty tax assessment “you” incur after the “restoration period” due to repair, rebuilding or reconstruction of a damaged building or structure at a “covered location” as a result of a direct physical loss or damage caused by a covered peril that exceeds the realty tax assessment “you” would have incurred if there had been no direct physical loss caused by a covered peril.
2. However, “we” will not pay for any of the following:
 - a. Realty tax assessments made more than:
 - (1) One year after the end of the “restoration period”; or
 - (2) Two years after the date of the damage to the covered building or structure from a covered losswhichever is sooner.
 - b. Realty tax assessments made due to physical loss or physical damage that does not cause a suspension of payments of base (monthly) rent by one or more of your tenants.
 - c. Realty tax assessment paid on “your” behalf.
 - d. That part of the realty tax assessment increase due to increases in the mill rate, the assessment level or similar ratios by which the relation of property value to realty tax is expressed, since the latest assessment prior to the loss or damage. The mill rate is the amount of realty tax paid per dollar of assessed property value. The assessment level is the ratio of assessed values to fair market value.
 - e. A realty tax assessment increase that is due to “your” decision to rebuild the building:
 - (1) With a different building configuration;
 - (2) With a larger building area;
 - (3) With better building material or quality;
 - (4) With a different purpose; or
 - (5) At a different location.

3. The most “we” will pay in any one occurrence is the lesser of:
 - a. All related increases in realty tax assessments during the 12 months immediately following the assessment; or
 - b. \$50,000 or the “limit” shown in the “schedule of coverages”.

Sewer Backup and Water Below the Surface - Loss of Income

“We” pay up to \$100,000 or the “limit” shown in the “schedule of coverages” for the actual loss of earnings “you” sustain due to necessary interruption of “your” “business” during the “restoration period”. The interruption must be caused by:

1. Water or waterborne material that backs up through a sewer or drain; or
2. Water below the surface of the ground, including but not limited to water that exerts pressure on or flows, seeps, or leaks through or into a covered building or structure, sidewalk, driveway, foundation, swimming pool, or other structure.

However, with respect to Paragraphs 1. and 2. above, “we” will not pay the cost of repairing or replacing a sump pump or its related equipment in the event of mechanical breakdown.

For the purposes of this Supplemental Coverage, drain does not include a roof drain, gutter, downspout or similar above ground drainage fixture or equipment.

This Supplemental Coverage does not apply to loss or damage resulting from “your” failure to:

1. Keep a sump pump or its related equipment in proper working condition; or
2. Perform the routine maintenance or repair necessary to keep a sewer or drain free from obstructions.

This Supplemental Coverage is not flood insurance. “We” will not pay for direct physical loss or damage from sewer backup and water below the surface caused by any flood whether or not the flood contributes concurrently or in any sequence to the loss. This applies regardless of the proximity of the flood to a “covered location”. Flood includes the accumulation of surface water, waves, tides, tidal waves, overflow of streams or other bodies of water, or their spray, all whether driven by wind or not that enters the sewer or drain system.

PRAESIDIUM

PREVENTING ABUSE TOGETHER

PRAESIDIUM'S MISSION: TO HELP YOU PROTECT THOSE IN YOUR CARE FROM ABUSE AND TO HELP PRESERVE TRUST IN YOUR ORGANIZATION.

An incident of abuse can be detrimental to an organization. That's why Selective Insurance has partnered with Praesidium to provide policy holders access to targeted solutions to help your organization strengthen its abuse prevention efforts.

Selective insureds can access (at no additional cost):

Praesidium Model Policies, Screening and Selection Toolkit, and Praesidium Armatus® online training. Insureds can also take advantage of discounted Background Screening services.

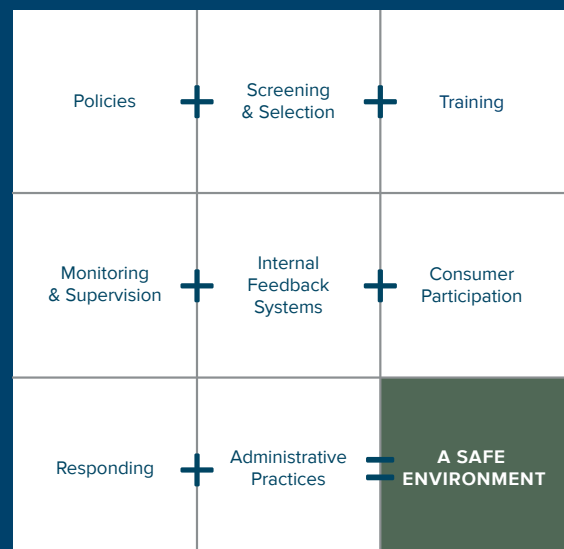
WHO IS PRAESIDIUM?

Praesidium is a mission driven risk management firm that helps organizations reduce the risk of sexual abuse as well as the risk of false allegations. With over 25 years of experience and serving thousands of clients in the United States and 11 other countries, our dedicated team of researchers, psychologists, attorneys, social workers, and human resource professionals have analyzed thousands of cases of abuse in organizations and synthesized the latest scientific research.

We know how abuse happens in organizations... and more importantly, how to prevent it.

PRAESIDIUM'S SCIENTIFIC METHODOLOGY

Using current research and root cause analysis, Praesidium developed its own abuse risk management model, The Praesidium Safety Equation.® Root-cause analysis of several thousand incidents of abuse across industries demonstrated that risks fell into eight organizational operations: Policies, Screening and Selection, Training, Monitoring and Supervision, Internal Feedback Systems, Consumer Participation, Responding, and Administrative Practices. By implementing best practices in each of these operations, Praesidium determined that risks could be reduced or eliminated.



PRAESIDIUM

FEATURED SERVICES

Products and services offered to Selective Insureds:



MODEL POLICIES

Clear policies set the stage for safe environments by defining acceptable and unacceptable employee and volunteer conduct. Policies also facilitate effective monitoring and supervision by helping others to recognize and take action when they see policy violations. Praesidium can provide model policies, review and revise existing policies, or help your organization draft policies that address the protection of your consumers.



SCREENING AND SELECTION TOOLKIT

The most comprehensive package of its kind, Praesidium's Screening and Selection Tool Kit comes complete with everything your organization needs to effectively screen employees and caregivers, including more than 80 "red flag" indicators for identifying high-risk applicants and hundreds of examples of high- and low-risk applicant responses.



ARMATUS® LEARN TO PROTECT SYSTEM

Armatus® overcomes the limitations of traditional online training by including, an Action Plan to help learners apply what they're learning, a Discussion Guide to be used in a group setting, and a Coaching Playbook for supervisors, with each course. Your staff and volunteers get just the right training—at just the right time! And our on site instructor-led and train-the-trainer training is perfect for large groups or specialized content.



DISCOUNTED BACKGROUND SCREENING

Adopting a solid screening and selection process is your first line of defense in creating a safe environment. A thorough, consistent screening process may also discourage would-be offenders from targeting your organization. Failure to discover a known offender can affect those in your care and your organization's reputation, financial stability and trust within the community. Praesidium offers several standard and customizable criminal background screening packages plus other a la carte background screening services.

Sign up for our complimentary tip of the month emails by going to:

<http://bit.ly/2MQeLqg>

PRAESIDIUM

BACKGROUND SCREENING

WHAT YOU DON'T KNOW CAN HURT THOSE IN YOUR CARE AND YOUR ORGANIZATION.

Adopting a solid screening and selection process is your first line of defense in creating a safe environment. A thorough, consistent screening process may also discourage would-be offenders from targeting your organization. Failure to discover a known offender can affect those in your care and the organization's reputation, financial stability, and trust within the community. Who you should screen can depend on many factors, such as if the person is a new full-time hire, a season hire, or even a current employee. In determining the types of checks to utilize, organizations should follow all state, federal, and licensing regulations and consider an individual's level of access. Level of access may be influenced by:

- **Frequency:** How frequently does the individual work around or interact with consumers? Is it a one-time event or every day?
- **Duration:** What is the duration of the individual's interactions? Is it a one-time, one-hour event or an entire summer?
- **Level of Supervision:** Are the individual's interactions always supervised by another adult or are they one-on-one with consumers?
- **Nature of the Relationship:** What is the nature of the relationship between the individual and the consumers in the program? Does the individual merely supervise an area during an event that has consumers, or are they getting to know individual consumers and families while counseling, tutoring, or providing personal care services?

WHO IS PRAESIDIUM?

Praesidium is the national leader in abuse risk management. With more than two decades of experience, and serving thousands of clients, our dedicated team of researchers, psychologists, attorneys, social workers, and human resource professionals have analyzed thousands of cases of abuse in organizations and synthesized the latest scientific research. We know how abuse happens in organizations...and how to prevent it.

Selective Insurance has partnered with Praesidium to offer you discounted background screening services for your organization.

For more information go to: selective.com/praesidium | 800.743.6354 | selective@praesidiuminc.com

In order to receive this exclusive benefit please identify yourself as a Selective Insurance agent or insured.

PRAESIDIUM

FOUR ELEMENTS FOR A THOROUGH BUT COST EFFECTIVE BACKGROUND CHECK:

- **Check Facts:** Aliases, DOBs, and address history all drive research and help to paint a complete picture.
- **Search Wide:** Multi State criminal and national sex offender databases will identify the unexpected.
- **Search Deep:** Targeted county level searches will give real-time information where records are most likely to be found.
- **Ask Questions:** References can provide insights on behavior and clues to non-criminal boundary issues.

WHO SHOULD YOU SCREEN, AND HOW OFTEN?

- **New Hires/Volunteers:** A thorough, consistently applied background screening process at the time of hire is your first and best opportunity to identify the problem.
- **Seasonal Hires/Volunteers:** Seasonal staff present a unique risk because you don't see them for months at a time, but it's often not practical to complete a full new hire process each season. An annual check-in plan is key.
- **Re-Screening:** Conducting targeted checks on your full-time employees at least every 3 years helps you identify issues before they impact your organization.

BACKGROUND SCREENING FOR SELECTIVE INSURED

Praesidium offers a selection of background screening packages plus a la carte services to empower your organization to conduct right-sized research. Praesidium's team can help contextualize the screening process as part of an overall culture of safety and discuss how screening works in hand with other abuse prevention efforts. Praesidium's team can also help you understand who to screen, how often, and the importance of re-screening.

In addition to Background Screening - you can now access **Praesidium's Armatus Learn to Protect System®** to add further training on abuse prevention. The Armatus Learn to Protect System® includes supporting tools that enhance both the short and long term effectiveness of the training experience and produce sustainable changes in employee and volunteer behavior. **Access to this system is free to Selective Insureds.**

	LOW ACCESS VOLUNTEERS	HIGH ACCESS VOLUNTEERS	EMPLOYEES	FINANCIAL ACCESS	A LA CARTE
	STARTING AT \$ 16	STARTING AT \$ 16	STARTING AT \$ 16	STARTING AT \$ 37	INDIVIDUAL COST PER SERVICE
Employment Credit (\$60 one-time set up fee required)				✓	\$10.00
Confidence Multi State Criminal & Sex Offender Database w/Alias**	✓	✓	✓	✓	\$9.00
7 Yr County Criminal Records Search: Current County of Residence*	✓	✓	✓	✓	\$7.00
Add'l Counties Added As Needed Based on 7yr Address History*		✓	✓	✓	\$5.50
County Civil Records Search (upper): 1 County*				✓	\$11.00
Motor Vehicle Records Search*					\$5.00
Employment Verification: 1 Position*					\$8.00
Education Verification: 1 Degree*					\$7.00
Personal Reference: 1 Reference					\$11.00
Professional Reference: 1 Reference					\$12.00
International Criminal Search 1 Jurisdiction*					\$50.00

*3rd Party keeper fees may apply and will be passed on at cost when incurred.

** Criminal records found in the Multi State database check are subject to verification at the source and additional costs may apply.

For more information go to: selective.com/praesidium | 800.743.6354 | selective@praesidiuminc.com

In order to receive this exclusive benefit please identify yourself as a Selective Insurance agent or insured.

PRAESIDIUM

PROTECTING VULNERABLE POPULATIONS WITH TRAINING

PRAESIDIUM'S ARMATUS® LEARN TO PROTECT SYSTEM

The Armatus® Learn to Protect System is far more than a check-the-box collection of e-learning courses. Instead, it is a comprehensive system based on learning theory and best practices in adult learning. It helps build and sustain a culture of safety in your organization, and it helps meet the training requirements included in Praesidium's Safety Equation®, a scientifically-based framework for preventing abuse in organizations.

At the core of the Armatus Learn to Protect System is a continually expanding library of engaging courses, each with clearly defined outcomes. In fact, volunteers, employees, and executives from a diverse range of organizations have completed more than one million Armatus courses! Courses include research-based content, highly interactive multimedia activities, application scenarios, and a content mastery quiz.

The Armatus Learn to Protect System includes supporting tools that enhance both the short and long term effectiveness of the training experience and produce sustainable changes in employee and volunteer behavior.

Armatus can also be streamlined with our background screening services to provide a one-stop solution for both training and your screening prevention efforts. These screening services are available at a discount to Selective Insureds.



Action Plans are printed and used with the online course. Action Plans summarize the key learning points and prompt learners to take notes throughout the course. They provide a great reference after the course.



Coaching Playbooks provide supervisors a high-level summary of the course, including learning objectives and key learning points. The Coaching Playbooks give supervisors practical steps they can take to reinforce the learning.



Discussion Guides are developed for small group and classroom discussions. A facilitator is able to reinforce important content and remind learners of what they learned in the online course.

COMPLIMENTARY ARMATUS ACCESS FOR SELECTIVE INSURED

Selective Insurance has partnered with Praesidium to provide policyholders access to targeted solutions to help your organization strengthen its abuse prevention efforts.

Selective insureds can access (at no additional cost) Praesidium's Model Policies, the Praesidium Screening and Selection Toolkit, and online training. Insureds can also take advantage of discounted Background Screening.

Visit selective.com/praesidium to access your complimentary Praesidium resources.

School Nutrition Programs

Agreement for Vended Meals Provided by a School Food Authority

School Year

This agreement is for a School Food Authority (SFA) that participates in School Nutrition Programs (SNP) to obtain reimbursable SNP meals from another SFA, which is referred to in this contract as the "Vendor". An *Agreement for Vended Meals Provided by a School Food Authority* must be completed each school year that the Vendor will provide meals to the SFA. This agreement template may not be used to obtain SNP meals from a commercial vendor.

Meal charges are based on the Vendor recouping at least the estimated costs of providing the meals or snacks. If actual costs are not available, the charge may be based on the total federal reimbursement that could be received for the meal or snack including the value of USDA Foods if applicable.

Competitive quotes are not needed when SNP meals will be obtained from another SFA. The Vendor and SFA may directly negotiate meal prices without additional, competitive quotes.

I. Purpose and Term

"School Food Authority" or "SFA" means the school food authority that will receive the meals and claim the meals for SNP reimbursements under the SFA's agreement with the Minnesota Department of Education (MDE).

"Vendor" means the school food authority that will provide the SNP meals.

This contract, between School Food Authority (SFA):

SFA's Cyber-Linked Interactive Child Nutrition System (CLICS) Sponsor Identification Number:

and Vendor :

SFA's Cyber-Linked Interactive Child Nutrition System (CLICS) Sponsor Identification Number:

authorizes that the Vendor will provide meals, snacks or milk in accordance with this agreement and the federal regulations and policies applicable to the U.S. Department of Agriculture (USDA) Child Nutrition program(s) identified in Section II of this contract.

The contract is effective for the period of: _____ through _____.

Vendor will provide meals to SFA site(s) listed below or on an attached list.

Site Name	Site Address	CLICS Number (if known)

SFA will notify Vendor SFA with _____ days' notice of changes to sites.

If all sites do not receive the same types of meals, describe differences between sites here:

All sites receive same option.

II. Meal Requirements

A. Vendor will provide meals, snacks and/or milk that meet applicable School Nutrition Programs requirements, including revised requirements from the Healthy, Hunger-Free Kids Act of 2010 (check all programs that apply):

Lunches meeting National School Lunch Program requirements,* 7 Code of Federal Regulations (CFR) 210.

Breakfasts meeting School Breakfast Program requirements, 7 CFR 220.

Snacks meeting Afterschool Care Snacks requirements, 7 CFR 210.

Milk meeting Special Milk Program requirements, 7 CFR 215 / Minnesota Kindergarten Milk Program.

Other (describe):

B. Vendor will provide meals to SFA in the following manner:

Unitized meals.

Bulk quantities accompanied by written instructions regarding the planned portion size for each food component.

C. Vendor will also provide (check all that apply):

Eating Utensils.

Condiments.

Paper Items. **Paper goods (and plastic eating utensils as needed) for meals are included in the price stated in contract).**

Extra Milk.

Transportation Containers. Transportation containers will be delivered via FPS courier.

Other, describe:

III. Meal Charges and Billing

- A. SFA will pay the following fixed prices for meals that meet program requirements and are delivered in accordance with the agreement. The fixed prices are the total amount due from SFA for each meal type; Vendor will not charge other fees, or request reimbursement of any costs, in addition to the fixed meal prices.

Meal charges are based on the use of all commercial foods. Meal prices have *not* been reduced to reflect the value of SFA's USDA Foods. SFA will receive credit for its USDA Foods entitlement value as described in Section V.

Breakfast \$ **\$3.04**

Snack \$

Lunch \$ **\$3.68**

Meals (check one): include milk do not include milk

If applicable, describe other charges such as for extra milk, adult meals, and adjustments to meals to accommodate special dietary needs:

Vendor SFA will bill SFA as described (include frequency of billing):
-Invoices will be generated monthly and submitted to Faribault Head Start via email.
-Meal counts served will be provided daily to FPS.
Breakfast meals provided will only be billed for meals served.

NOTE: Neither the Minnesota Department of Education (MDE) nor USDA assumes any liability for meal payments.

IV. Substitutions and Modifications for Medical or Special Dietary Needs

Vendor will substitute or modify food or beverage items as requested by SFA for students with medical or special dietary needs as specified by SFA. SFA is responsible to obtain and maintain any documentation required for SFA to claim program reimbursements.

If Vendor incurs additional costs for substitutions specified by SFA that exceed the regular meal payments, Vendor may request reimbursement from SFA for the additional costs. Neither SFA nor Vendor may charge any additional amounts to students who qualify for substitutions.

A. Substitutions or Modifications for Students with Disability – Federal Requirement

Vendor will provide substitutions or modifications to meals, as specified by SFA, for students with a disability that restricts their diet so that they are unable to consume the regular program meals. SFA is responsible to obtain the *Special Diet Statement* for the student that is required for SFA to claim program reimbursement for the meals.

B. Lactose-Reduced Milk for Students with Lactose Intolerance – State Requirement

Vendor will make available at least one of the following types of lactose-reduced milk specified in Minnesota Statutes section 124D.114 for lactose-intolerant students whose parents have submitted written requests: lactose-reduced milk; milk fortified with lactase in liquid, tablet, granular, or other form; or milk to which lactobacillus acidophilus has been added. A portion of a lactose-reduced milk product may be poured or served from a large container. SFA is responsible to maintain the written requests on file.

C. Meal Substitutions for Students without Disability (Optional)

If this box is checked, SFA has established a policy as allowed by School Nutrition Programs to offer meal substitutions that are within the meal pattern on a case-by-case basis for *students who do not have a disability* but who have special dietary needs. SFA will specify the required substitutions to Vendor.

D. Non-Dairy Fluid Milk Substitutes (Optional)

If this box is checked, SFA has established a policy as allowed by School Nutrition Programs to offer one or more *non-dairy fluid milk substitutes that are nutritionally equivalent to cow's milk* to students with a medical or other special dietary need. Vendor will provide non-dairy fluid milk substitute(s) in accordance with SFA's policy. SFA will maintain the written requests that are required to claim program reimbursement for non-dairy fluid milk substitutes.

V. USDA Foods

SFA's USDA Foods entitlement value for the school year is \$ _____ . SFA will permit MDE to transfer SFA's entitlement value for the school year to Vendor. Vendor will credit SFA for SFA's USDA Foods based on SFA's entitlement value.

Vendor will provide credits for USDA Foods to SFA at this frequency (check one):

On the monthly invoice, in the set monthly credit amount based on SFA's entitlement value shown above divided by SFA's number of operating months.

SFA's number of operating months:

Monthly credit that will be provided by Vendor (total entitlement divided by the number of operating months): \$

Other frequency

At the end of the contract year.

VI. Ordering and Delivering

A. SFA or sites will notify Vendor in advance of the number of meals needed.

Vendor will use an organized system for receiving orders for delivery adjustments; documenting orders for delivery adjustments; adjusting production levels, if necessary; ensuring that delivery receipts are changed to reflect adjusted meal orders; and ensuring that adjusted meal orders for each site are correctly packaged and loaded for delivery.

Indicate deadline(s) for SFA or sites to send meal orders (such as by a set time on the previous day or the same day of the meal service) and how notice will be provided, by e-mail, telephone or in person. Indicate timeline(s) for increasing and decreasing an order that has been made. If more than one site, indicate any differences between sites. Describe here, or reference here to attached information:

B. Vendor will deliver meals as described. Include time(s) for each site.

(For each meal service, indicate time that meal will be delivered or picked up by SFA. If more than one site, indicate for each site.) Describe here, or reference here to attached information:

C. Responsibility for transport containers:

(Indicate whether Vendor or SFA will be responsible for cleaning transport containers and, if applicable, schedule for Vendor to pick up or SFA/Site to return transport containers. If more than one site, indicate any differences between sites.)

Describe here, or reference here to attached information:

D. Other:

VII. Recordkeeping and Availability of Records

A. Vendor agrees to maintain full and accurate records, which are required for SFA to claim reimbursements through School Nutrition Programs. Required records include: 1) daily menu records; 2) daily quantities of food prepared, by type of meal; 3) daily number of meals furnished, by type of meal.

B. Vendor and SFA agree that books and records pertaining to Vendor SFA's food service fund will be made available to SFA upon request and agrees to retain all records for inspection and audit by representatives of

SFA, MDE, USDA, and U.S. General Accounting Office, at any reasonable time and place for a period of three (3) years after the final payment for the contract, except that in circumstances where audit findings have not been resolved the records must be retained beyond the three-year period until resolution of the audit.

VIII. Health and Sanitation

- A. All food will be properly stored, prepared, packaged and transported free of contamination and at appropriate temperatures.
- B. SFA will not pay for meals or snacks that are unwholesome or spoiled at time of delivery.

IX. SFA Control of Food Service

SFA will maintain overall responsibility for administration of the food service, in accordance with SNP regulations and policies.

SFA will:

- A. Retain control of the quality, extent and general nature of the food service, including counting the numbers of reimbursable meals and claiming SNP reimbursement from MDE.
- B. Retain control of the nonprofit food service account, overall financial responsibility for the nonprofit food service operation, and meal prices.
- C. Ensure that the food service operation is in conformance with SFA's agreement with MDE to participate in SNP.
- D. Maintain all applicable health certifications for SFA site(s).
- E. Monitor vended meals to ensure the food service is in conformance with program regulations.

X. Termination

Either party may terminate this contract for cause by notice in writing as described:

Notice of termination shall be provided in writing no less than 60 days prior to termination.

The contract may be terminated for convenience (no cause) if the parties mutually agree to terminate for convenience.

XI. Additional Provisions at Option of SFA and Vendor

Describe additional provisions here, or reference here to additional attached nonfinancial provisions:

Agreement for Vended Meals Provided by a School Food Authority

Signatures

SFA Name:

Authorized Representative:

Title:

Signature of Authorized Representative: JAB

Date:

Vendor Name:

Authorized Representative:

Title:

Signature of Authorized Representative:

Date:



School Nutrition Program Joint Agreement Contract

A joint agreement is required when a School Food Authority (SFA) will administer School Nutrition Programs (SNP), and any other child nutrition programs listed on page 2 of this agreement, for another school (referred to as "Site" in the joint agreement) that is legally separate from the SFA and is eligible to participate in SNP.

- This template must be used for the joint agreement.
- Meals served at the school qualify to be claimed for program reimbursement if (1) a joint agreement is in effect and (2) the school is an approved site on the SFA's application to the Minnesota Department of Education (MDE) to participate in the applicable child nutrition program(s).
- While this joint agreement is in effect, the school may not participate in or claim reimbursements for the program(s) independently from the SFA.

The SFA is responsible under its program agreement with MDE for ensuring that program requirements are met at the school including accurate meal counts taken at the point of service. The SFA is responsible for fiscal and other corrective actions taken concerning program operations at the school.

Instructions for completing Section I: Information in Section I must be complete in order to meet program requirements. Section I provisions may not be changed except for information required to be inserted.

Instructions for completing Section II: Information in Section II may be provided as needed to specify operational requirements. The SFA and school may change, add to, or delete Section II provisions as long as Section II does not conflict with Section I.

Section I

The SFA and Site must provide all requested information in Section I.

Identification of Parties, Term and Renewals, Cancellation

- A. Faribault Public Schools ISD 656 Cyber-Linked Interactive Child Nutrition System (CLiCS) ID 1000003993 agrees to provide food service meeting SNP requirements, and meeting the requirements for any other child nutrition programs indicated on page 2 of this agreement to Alexander Learning Academy - Cannon Valley Special Education Cooperative CLiCS Site ID Number 1000006287 for the period of 7/1/20 through 6/30/24 in accordance with this agreement and regulations for the applicable program(s). Site agrees to meet program requirements that are applicable to site operations so that SFA can meet the costs of providing meals by claiming SNP meal reimbursements.

- B. This agreement may be renewed for additional years, if mutually agreed to by SFA and Site, for up to four (4) program years following the initial agreement period indicated above. SFA must annually provide MDE with a copy of the renewal document for the agreement to document that Site continues to be eligible to be a site on SFA's program application.
- C. Either party may cancel this agreement by notifying the other party with:
- Thirty (30) days written notice
 - Other – specify: _____

Meal Requirements

- D. SFA will provide the following types of SNP meals and/or milk that conform to the meal pattern or milk requirements for the following U.S. Department of Agriculture (USDA) programs:
- School Breakfast (7 CFR 220)
 - School Lunch (7 CFR 210)
 - Afterschool Care Snack (7 CFR 210)
 - Milk Programs (Special Milk Program* and/or Minnesota Kindergarten Milk Program)

* School Milk Program (SMP) reimbursement may be claimed only for milk served to groups of children who do not have access to program meals.

- E. Meals will be provided:
- As unitized (individual) meals
 - In bulk quantities, accompanied by written instructions provided by SFA listing the planned portion size to be served of each food component needed to meet meal pattern requirements.

Describe any additional requirements for meals/milk:

Training for staff must be adhered to.

- F. If applicable, indicate additional USDA child nutrition programs for which meals will be provided and specify which meal/snack services will be provided for each program:
- Child and Adult Care Food Program (7 CFR 226)
 - Summer Food Service Program (7 CFR 225)
- G. SFA will be liable for meals which do not meet meal pattern requirements or are spoiled or unwholesome at time of delivery.

Substitutions and Modifications for Medical or Special Dietary Needs

- H. SFA will substitute food or beverage items or modify food items for qualifying students as required by federal and state law and SFA policies. Neither SFA nor Site may charge any additional amounts to students for substitutions or modifications.
1. **Substitutions or Modifications for Students with Disability – Federal Requirement**
SFA will provide substitutions to, or modifications of, meals as required by federal law for students who are documented by a physician to be unable to consume the regular program meals due to a disability. A physician's statement must identify the student's disability, the major life activities affected by the disability, the food or foods to be omitted from the student's diet, and the food or choice of foods that must be substituted. The statement must be signed and dated by the physician and maintained on file.
 2. **Lactose-Reduced Milk for Students with Lactose Intolerance – State Requirement**
SFA will make available at least one of the following types of lactose-reduced milk specified in Minnesota Statutes section 124D.114 upon the written request of the parent of a lactose-intolerant student: lactose-reduced milk; milk fortified with lactase in liquid, tablet, granular, or other form; or milk to which lactobacillus acidophilus has been added. A portion of a lactose-reduced milk product may be poured or served from a large container. The parent's request must be maintained on file.
 3. **Meal Substitutions for Students without Disability (Optional)**
 If this box is checked, SFA has established a policy as allowed by SNP regulations to offer meal substitutions for students who do not have a disability but who are unable to eat the regular meals due to medical or special dietary needs. SFA will provide substitutions for students who do not have a disability upon the written request of a recognized medical authority (physician, physician's assistant, certified nurse practitioner, registered dietitian, licensed nutritionist, or chiropractor). The request must specify the food or foods to be omitted from the student's diet, the food or choice of foods that must be substituted, be signed and dated by the recognized medical authority, and be maintained on file.
 4. **Non-Dairy Fluid Milk Substitutes (Optional)**
 If this box is checked, SFA has established a policy as allowed by SNP regulations to offer one or more non-dairy fluid milk substitutes that are nutritionally equivalent to cow's milk to students with a medical or other special dietary need. SFA will provide non-dairy fluid milk substitute(s) in accordance with SFA's policy. A request for a non-dairy fluid milk substitute must be in writing, identify the medical or other special dietary need that restricts the student's diet, be signed and dated by the parent/legal guardian or a medical authority (physician, physician's assistant, certified nurse practitioner, registered dietitian, licensed nutritionist, or chiropractor), and be maintained on file. Product information must be maintained on file to document that the non-dairy product(s) offered to students meet SNP standards for non-dairy fluid milk substitutes.

Meal Counts

- I. SFA / Site will take daily counts at the point of service of the number of reimbursable meals served by category (free, reduced-price and paid) to eligible children, and the number of meals served to adults. If Site takes meal counts, Site will accurately report meal counts to SFA. SFA is responsible for submitting claims for reimbursement to MDE and maintaining documentation to support the claim.

Describe any additional requirements for meal counts:

Site staff involved must participate in annual trainings provided by SFA and adhere to guidelines as prescribed.

Collection of Meal Payments

- J. SFA / Site is responsible for the collection of money and/or the sale of meal pre-payments to students and adults.
- K. Meal payments will be deposited into SFA's nonprofit food service fund. All payments received under this agreement and all expenditures made by SFA in connection with this agreement will be paid from this fund.

Describe any additional requirements for collection of meal payments:

All collections made at the site shall be tracked and remitted DAILY to SFA Nutrition Services department at High School for proper receipt and entering into CAMPUS. At the end of the school year, the SFA will invoice the Site for the total amount of negative meal account balances.

Free and Reduced-Price Meals

- L. SFA and Site will coordinate procedures as necessary to provide free and reduced-price meals to eligible children and ensure that children are not discriminated against because of their inability to pay the full price of the meal. Responsibility for free/reduced-price meal application procedures:

- Distribution of free/reduced-price meal applications SFA Site
- Approval and verification of free/reduced-price meal applications SFA Site
- Providing administrative review appeal of termination or reduction of benefits SFA Site

Describe any additional requirements for free and reduced-price meals procedures:

Distribution of FRP forms and work to collect these forms in a timely manner will be a collaborative venture between Site and SFA.

Health and Sanitation

- M. SFA and Site agree that federal, state and local health and sanitation requirements will be met at all times. All food will be properly stored, prepared, packaged and transported at appropriate temperatures and free of contamination.

Describe any additional requirements for health and sanitation:

None.

Record Keeping

- N. SFA agrees to maintain all records applicable to this agreement for a period of three years after the end of the federal fiscal year to which they pertain, including records of meal counts, menus, food purchases, quantities prepared and delivered, and the use of USDA-donated commodities.
- O. SFA and Site agree to make books and records pertaining to SNP operations at Site available to representatives of MDE, the USDA, and the U.S. General Accounting Office at any reasonable time and place.

Describe any additional requirements for record keeping:

SFA and Site agree that all staff assisting and supervising food service will complete and comply with all training requirements as provided by the SFA and MDE/USDA.

Monitoring

- P. Prior to February 1 of the school year that this agreement is in effect, SFA will perform an on-site review of the lunch counting and claiming system at Site. If the review discloses problems with meal counting or claiming procedures, SFA will ensure that Site implements corrective action and SFA will conduct a follow-up on-site review in accordance with 7 CFR 210.8(a)(1).

Section II

Section II provisions may not conflict with Section I provisions.

Ordering and Delivery

- Q. Describe how Site will notify SFA in advance for number of meals needed (include minimum timeline for notification; whether notified by phone or other method; minimum timeline for increase or decrease to order): Site will call SFA

- R. By 9:00 am each day food is prepared, meals will be:

Delivered by SFA to Site.

Ready for pickup at SFA's site.

Other – describe: _____

Site will provide a calendar of the days that meals are required.

Describe any additional procedures for ordering and delivery:

None.

Labor

- S. SFA or Site is responsible for providing labor, as indicated:

SFA	Site	Labor
<input type="checkbox"/>	<input checked="" type="checkbox"/>	Employee(s) for meal service—number of employees:
<input type="checkbox"/>	<input checked="" type="checkbox"/>	Additional servers if necessary to accommodate meal schedules
<input type="checkbox"/>	<input checked="" type="checkbox"/>	Cashier
<input type="checkbox"/>	<input checked="" type="checkbox"/>	Supervision
<input type="checkbox"/>	<input checked="" type="checkbox"/>	Clean-up of kitchen
<input type="checkbox"/>	<input type="checkbox"/>	Other—describe:

The party providing each type of labor is responsible for the expense of the labor, unless otherwise indicated.

Equipment and Supplies

T. Responsibility for equipment and supplies:

SFA	Site	Equipment and Supplies
<input checked="" type="checkbox"/>	<input type="checkbox"/>	Trays
<input checked="" type="checkbox"/>	<input type="checkbox"/>	Serving spoons and tongs
<input checked="" type="checkbox"/>	<input type="checkbox"/>	Eating utensils
<input checked="" type="checkbox"/>	<input type="checkbox"/>	Condiments
<input checked="" type="checkbox"/>	<input type="checkbox"/>	Disposable supplies
<input checked="" type="checkbox"/>	<input type="checkbox"/>	Safe transportation containers*
<input checked="" type="checkbox"/>	<input type="checkbox"/>	Equipment**

*Specify SFA and/or Site responsibilities for cleaning and transportation of containers:

SFA will provide for, and the cleaning of all transportation related items of food service.
 Site will be responsible for all cleaning of Site facilities and equipment as provided by SFA.

**Specify equipment – oven, refrigerator, cooler, serving counter, etc. – and describe responsibilities for equipment:

Necessary equipment will be provided to the Site by the SFA as needed.

Student and Adult Meal Prices

U. The following meal prices will be in effect during the term of this agreement:

Meal	Children Elementary/Secondary	Adult
Breakfast (paid)	\$0.85 / \$1.80	\$2.00
Lunch (paid)	\$2.65 / \$2.85	\$4.95
Lunch (reduced-price)	\$0 / \$0	N/A
Milk	\$0.55 / \$0.55	\$0.50
Other (describe)	N/A / N/A	N/A

Meal charges may be updated as needed during the agreement.

V. Additional provisions at option of SFA and Site: SFA will invoice Site for the total amount of negative meal account balances of students at the end of each school year.

SFA and Site have caused this agreement to be executed by their duly authorized representatives:

SFA: Faribault Public Schools ISD 656

Scott Gerdes

Director of Finance and Operations

Authorized Representative

Title of Authorized Representative

Telephone: (507) 333-6059

Signature: _____ Date: _____

Site: Cannon Valley Special Education Cooperative

Sarah McGwire

Director

Authorized Representative

Title of Authorized Representative

Telephone: 507 209 2030

Signature:  Date: 6/14/2023

School Nutrition Programs

Agreement for Vended Meals Provided by a School Food Authority

School Year

This agreement is for a School Food Authority (SFA) that participates in School Nutrition Programs (SNP) to obtain reimbursable SNP meals from another SFA, which is referred to in this contract as the "Vendor". An *Agreement for Vended Meals Provided by a School Food Authority* must be completed each school year that the Vendor will provide meals to the SFA. This agreement template may not be used to obtain SNP meals from a commercial vendor.

Meal charges are based on the Vendor recouping at least the estimated costs of providing the meals or snacks. If actual costs are not available, the charge may be based on the total federal reimbursement that could be received for the meal or snack including the value of USDA Foods if applicable.

Competitive quotes are not needed when SNP meals will be obtained from another SFA. The Vendor and SFA may directly negotiate meal prices without additional, competitive quotes.

I. Purpose and Term

"School Food Authority" or "SFA" means the school food authority that will receive the meals and claim the meals for SNP reimbursements under the SFA's agreement with the Minnesota Department of Education (MDE).

"Vendor" means the school food authority that will provide the SNP meals.

This contract, between School Food Authority (SFA):

SFA's Cyber-Linked Interactive Child Nutrition System (CLICS) Sponsor Identification Number:

and Vendor :

SFA's Cyber-Linked Interactive Child Nutrition System (CLICS) Sponsor Identification Number:

authorizes that the Vendor will provide meals, snacks or milk in accordance with this agreement and the federal regulations and policies applicable to the U.S. Department of Agriculture (USDA) Child Nutrition program(s) identified in Section II of this contract.

The contract is effective for the period of: _____ through _____.

Vendor will provide meals to SFA site(s) listed below or on an attached list.

Site Name	Site Address	CLICS Number (if known)

SFA will notify Vendor SFA with _____ days' notice of changes to sites.

If all sites do not receive the same types of meals, describe differences between sites here:

All sites receive same option.

II. Meal Requirements

A. Vendor will provide meals, snacks and/or milk that meet applicable School Nutrition Programs requirements, including revised requirements from the Healthy, Hunger-Free Kids Act of 2010 (check all programs that apply):

Lunches meeting National School Lunch Program requirements,* 7 Code of Federal Regulations (CFR) 210.

Breakfasts meeting School Breakfast Program requirements, 7 CFR 220.

Snacks meeting Afterschool Care Snacks requirements, 7 CFR 210.

Milk meeting Special Milk Program requirements, 7 CFR 215 / Minnesota Kindergarten Milk Program.

Other (describe):

B. Vendor will provide meals to SFA in the following manner:

Unitized meals.

Bulk quantities accompanied by written instructions regarding the planned portion size for each food component.

C. Vendor will also provide (check all that apply):

Eating Utensils.

Condiments.

Paper Items. **Paper goods (and plastic eating utensils as needed) for meals are included in the price stated in contract).**

Extra Milk.

Transportation Containers. Transportation containers will be delivered via FPS courier.

Other, describe:

III. Meal Charges and Billing

- A. SFA will pay the following fixed prices for meals that meet program requirements and are delivered in accordance with the agreement. The fixed prices are the total amount due from SFA for each meal type; Vendor will not charge other fees, or request reimbursement of any costs, in addition to the fixed meal prices.

Meal charges are based on the use of all commercial foods. Meal prices have *not* been reduced to reflect the value of SFA's USDA Foods. SFA will receive credit for its USDA Foods entitlement value as described in Section V.

Breakfast \$ **\$3.04**

Snack \$

Lunch \$ **\$3.23**

Meals (check one): include milk do not include milk

If applicable, describe other charges such as for extra milk, adult meals, and adjustments to meals to accommodate special dietary needs:

Vendor SFA will bill SFA as described (include frequency of billing):

-Invoices will be generated monthly and submitted to Discovery Public School via email.

-Meal counts served will be provided daily to FPS.

Breakfast meals provided will only be billed for meals served.

NOTE: Neither the Minnesota Department of Education (MDE) nor USDA assumes any liability for meal payments.

IV. Substitutions and Modifications for Medical or Special Dietary Needs

Vendor will substitute or modify food or beverage items as requested by SFA for students with medical or special dietary needs as specified by SFA. SFA is responsible to obtain and maintain any documentation required for SFA to claim program reimbursements.

If Vendor incurs additional costs for substitutions specified by SFA that exceed the regular meal payments, Vendor may request reimbursement from SFA for the additional costs. Neither SFA nor Vendor may charge any additional amounts to students who qualify for substitutions.

A. Substitutions or Modifications for Students with Disability – Federal Requirement

Vendor will provide substitutions or modifications to meals, as specified by SFA, for students with a disability that restricts their diet so that they are unable to consume the regular program meals. SFA is responsible to obtain the *Special Diet Statement* for the student that is required for SFA to claim program reimbursement for the meals.

B. Lactose-Reduced Milk for Students with Lactose Intolerance – State Requirement

Vendor will make available at least one of the following types of lactose-reduced milk specified in Minnesota Statutes section 124D.114 for lactose-intolerant students whose parents have submitted written requests: lactose-reduced milk; milk fortified with lactase in liquid, tablet, granular, or other form; or milk to which lactobacillus acidophilus has been added. A portion of a lactose-reduced milk product may be poured or served from a large container. SFA is responsible to maintain the written requests on file.

C. Meal Substitutions for Students without Disability (Optional)

If this box is checked, SFA has established a policy as allowed by School Nutrition Programs to offer meal substitutions that are within the meal pattern on a case-by-case basis for *students who do not have a disability* but who have special dietary needs. SFA will specify the required substitutions to Vendor.

D. Non-Dairy Fluid Milk Substitutes (Optional)

If this box is checked, SFA has established a policy as allowed by School Nutrition Programs to offer one or more *non-dairy fluid milk substitutes that are nutritionally equivalent to cow's milk* to students with a medical or other special dietary need. Vendor will provide non-dairy fluid milk substitute(s) in accordance with SFA's policy. SFA will maintain the written requests that are required to claim program reimbursement for non-dairy fluid milk substitutes.

V. USDA Foods

SFA's USDA Foods entitlement value for the school year is \$ _____ . SFA will permit MDE to transfer SFA's entitlement value for the school year to Vendor. Vendor will credit SFA for SFA's USDA Foods based on SFA's entitlement value.

Vendor will provide credits for USDA Foods to SFA at this frequency (check one):

On the monthly invoice, in the set monthly credit amount based on SFA's entitlement value shown above divided by SFA's number of operating months.

SFA's number of operating months:

Monthly credit that will be provided by Vendor (total entitlement divided by the number of operating months): \$

Other frequency

At the end of the contract year.

VI. Ordering and Delivering

A. SFA or sites will notify Vendor in advance of the number of meals needed.

Vendor will use an organized system for receiving orders for delivery adjustments; documenting orders for delivery adjustments; adjusting production levels, if necessary; ensuring that delivery receipts are changed to reflect adjusted meal orders; and ensuring that adjusted meal orders for each site are correctly packaged and loaded for delivery.

Indicate deadline(s) for SFA or sites to send meal orders (such as by a set time on the previous day or the same day of the meal service) and how notice will be provided, by e-mail, telephone or in person. Indicate timeline(s) for increasing and decreasing an order that has been made. If more than one site, indicate any differences between sites. Describe here, or reference here to attached information:

B. Vendor will deliver meals as described. Include time(s) for each site.

(For each meal service, indicate time that meal will be delivered or picked up by SFA. If more than one site, indicate for each site.) Describe here, or reference here to attached information:

C. Responsibility for transport containers:

(Indicate whether Vendor or SFA will be responsible for cleaning transport containers and, if applicable, schedule for Vendor to pick up or SFA/Site to return transport containers. If more than one site, indicate any differences between sites.)

Describe here, or reference here to attached information:

D. Other:

VII. Recordkeeping and Availability of Records

A. Vendor agrees to maintain full and accurate records, which are required for SFA to claim reimbursements through School Nutrition Programs. Required records include: 1) daily menu records; 2) daily quantities of food prepared, by type of meal; 3) daily number of meals furnished, by type of meal.

B. Vendor and SFA agree that books and records pertaining to Vendor SFA's food service fund will be made available to SFA upon request and agrees to retain all records for inspection and audit by representatives of

SFA, MDE, USDA, and U.S. General Accounting Office, at any reasonable time and place for a period of three (3) years after the final payment for the contract, except that in circumstances where audit findings have not been resolved the records must be retained beyond the three-year period until resolution of the audit.

VIII. Health and Sanitation

- A. All food will be properly stored, prepared, packaged and transported free of contamination and at appropriate temperatures.
- B. SFA will not pay for meals or snacks that are unwholesome or spoiled at time of delivery.

IX. SFA Control of Food Service

SFA will maintain overall responsibility for administration of the food service, in accordance with SNP regulations and policies.

SFA will:

- A. Retain control of the quality, extent and general nature of the food service, including counting the numbers of reimbursable meals and claiming SNP reimbursement from MDE.
- B. Retain control of the nonprofit food service account, overall financial responsibility for the nonprofit food service operation, and meal prices.
- C. Ensure that the food service operation is in conformance with SFA's agreement with MDE to participate in SNP.
- D. Maintain all applicable health certifications for SFA site(s).
- E. Monitor vended meals to ensure the food service is in conformance with program regulations.

X. Termination

Either party may terminate this contract for cause by notice in writing as described:

Notice of termination shall be provided in writing no less than 60 days prior to termination.

The contract may be terminated for convenience (no cause) if the parties mutually agree to terminate for convenience.

XI. Additional Provisions at Option of SFA and Vendor

Describe additional provisions here, or reference here to additional attached nonfinancial provisions:

Agreement for Vended Meals Provided by a School Food Authority

Signatures

SFA Name:

Authorized Representative:

Title:

Signature of Authorized Representative:

Date:

Vendor Name:

Authorized Representative:

Title:

Signature of Authorized Representative:

Date:

A handwritten signature in blue ink, consisting of several overlapping loops and lines, positioned to the right of the signature label for the vendor's authorized representative.



School Nutrition Program Joint Agreement Contract

A joint agreement is required when a School Food Authority (SFA) will administer School Nutrition Programs (SNP), and any other child nutrition programs listed on page 2 of this agreement, for another school (referred to as "Site" in the joint agreement) that is legally separate from the SFA and is eligible to participate in SNP.

- This template must be used for the joint agreement.
- Meals served at the school qualify to be claimed for program reimbursement if (1) a joint agreement is in effect and (2) the school is an approved site on the SFA's application to the Minnesota Department of Education (MDE) to participate in the applicable child nutrition program(s).
- While this joint agreement is in effect, the school may not participate in or claim reimbursements for the program(s) independently from the SFA.

The SFA is responsible under its program agreement with MDE for ensuring that program requirements are met at the school including accurate meal counts taken at the point of service. The SFA is responsible for fiscal and other corrective actions taken concerning program operations at the school.

Instructions for completing Section I: Information in Section I must be complete in order to meet program requirements. Section I provisions may not be changed except for information required to be inserted.

Instructions for completing Section II: Information in Section II may be provided as needed to specify operational requirements. The SFA and school may change, add to, or delete Section II provisions as long as Section II does not conflict with Section I.

Section I

The SFA and Site must provide all requested information in Section I.

Identification of Parties, Term and Renewals, Cancellation

- A. Faribault Public Schools ISD 656 Cyber-Linked
Interactive Child Nutrition System (CLiCS) ID 1000003993 agrees to provide food
service meeting SNP requirements, and meeting the requirements for any other child nutrition
programs indicated on page 2 of this agreement to
Surad Academy
CLiCS Site ID Number 1000006287 for the period of 7/1/23
through 6/30/24 in accordance with this agreement and regulations for the applicable
program(s). Site agrees to meet program requirements that are applicable to site operations so that SFA
can meet the costs of providing meals by claiming SNP meal reimbursements.

B. This agreement may be renewed for additional years, if mutually agreed to by SFA and Site, for up to four (4) program years following the initial agreement period indicated above. SFA must annually provide MDE with a copy of the renewal document for the agreement to document that Site continues to be eligible to be a site on SFA's program application.

C. Either party may cancel this agreement by notifying the other party with:

Thirty (30) days written notice

Other – specify: _____

Meal Requirements

D. SFA will provide the following types of SNP meals and/or milk that conform to the meal pattern or milk requirements for the following U.S. Department of Agriculture (USDA) programs:

School Breakfast (7 CFR 220)

School Lunch (7 CFR 210)

Afterschool Care Snack (7 CFR 210)

Milk Programs (Special Milk Program* and/or Minnesota Kindergarten Milk Program)

* School Milk Program (SMP) reimbursement may be claimed only for milk served to groups of children who do not have access to program meals.

E. Meals will be provided:

As unitized (individual) meals

In bulk quantities, accompanied by written instructions provided by SFA listing the planned portion size to be served of each food component needed to meet meal pattern requirements.

Describe any additional requirements for meals/milk:

Training for staff must be adhered to.

F. If applicable, indicate additional USDA child nutrition programs for which meals will be provided and specify which meal/snack services will be provided for each program:

Child and Adult Care Food Program (7 CFR 226)

Summer Food Service Program (7 CFR 225)

G. SFA will be liable for meals which do not meet meal pattern requirements or are spoiled or unwholesome at time of delivery.

Substitutions and Modifications for Medical or Special Dietary Needs

- H. SFA will substitute food or beverage items or modify food items for qualifying students as required by federal and state law and SFA policies. Neither SFA nor Site may charge any additional amounts to students for substitutions or modifications.
- 1. Substitutions or Modifications for Students with Disability – Federal Requirement**

SFA will provide substitutions to, or modifications of, meals as required by federal law for students who are documented by a physician to be unable to consume the regular program meals due to a disability. A physician's statement must identify the student's disability, the major life activities affected by the disability, the food or foods to be omitted from the student's diet, and the food or choice of foods that must be substituted. The statement must be signed and dated by the physician and maintained on file.
 - 2. Lactose-Reduced Milk for Students with Lactose Intolerance – State Requirement**

SFA will make available at least one of the following types of lactose-reduced milk specified in Minnesota Statutes section 124D.114 upon the written request of the parent of a lactose-intolerant student: lactose-reduced milk; milk fortified with lactase in liquid, tablet, granular, or other form; or milk to which lactobacillus acidophilus has been added. A portion of a lactose-reduced milk product may be poured or served from a large container. The parent's request must be maintained on file.
 - 3. Meal Substitutions for Students without Disability (Optional)**

If this box is checked, SFA has established a policy as allowed by SNP regulations to offer meal substitutions for students who do not have a disability but who are unable to eat the regular meals due to medical or special dietary needs. SFA will provide substitutions for students who do not have a disability upon the written request of a recognized medical authority (physician, physician's assistant, certified nurse practitioner, registered dietitian, licensed nutritionist, or chiropractor). The request must specify the food or foods to be omitted from the student's diet, the food or choice of foods that must be substituted, be signed and dated by the recognized medical authority, and be maintained on file.
 - 4. Non-Dairy Fluid Milk Substitutes (Optional)**

If this box is checked, SFA has established a policy as allowed by SNP regulations to offer one or more non-dairy fluid milk substitutes that are nutritionally equivalent to cow's milk to students with a medical or other special dietary need. SFA will provide non-dairy fluid milk substitute(s) in accordance with SFA's policy. A request for a non-dairy fluid milk substitute must be in writing, identify the medical or other special dietary need that restricts the student's diet, be signed and dated by the parent/legal guardian or a medical authority (physician, physician's assistant, certified nurse practitioner, registered dietitian, licensed nutritionist, or chiropractor), and be maintained on file. Product information must be maintained on file to document that the non-dairy product(s) offered to students meet SNP standards for non-dairy fluid milk substitutes.

Meal Counts

- I. SFA / Site will take daily counts at the point of service of the number of reimbursable meals served by category (free, reduced-price and paid) to eligible children, and the number of meals served to adults. If Site takes meal counts, Site will accurately report meal counts to SFA. SFA is responsible for submitting claims for reimbursement to MDE and maintaining documentation to support the claim.

Describe any additional requirements for meal counts:

Site staff involved must participate in annual trainings provided by SFA and adhere to guidelines as prescribed.

Collection of Meal Payments

- J. SFA / Site is responsible for the collection of money and/or the sale of meal pre-payments to students and adults.
- K. Meal payments will be deposited into SFA's nonprofit food service fund. All payments received under this agreement and all expenditures made by SFA in connection with this agreement will be paid from this fund.

Describe any additional requirements for collection of meal payments:

All collections made at the site shall be tracked and remitted DAILY to SFA Nutrition Services department at High School for proper receipt and entering into CAMPUS. At the end of the school year, the SFA will invoice the Site for the total amount of negative meal account balances.

Free and Reduced-Price Meals

- L. SFA and Site will coordinate procedures as necessary to provide free and reduced-price meals to eligible children and ensure that children are not discriminated against because of their inability to pay the full price of the meal. Responsibility for free/reduced-price meal application procedures:

- Distribution of free/reduced-price meal applications SFA Site
- Approval and verification of free/reduced-price meal applications SFA Site
- Providing administrative review appeal of termination or reduction of benefits SFA Site

Describe any additional requirements for free and reduced-price meals procedures:

Distribution of FRP forms and work to collect these forms in a timely manner will be a collaborative venture between Site and SFA.

Health and Sanitation

- M. SFA and Site agree that federal, state and local health and sanitation requirements will be met at all times. All food will be properly stored, prepared, packaged and transported at appropriate temperatures and free of contamination.

Describe any additional requirements for health and sanitation:

None.

Record Keeping

- N. SFA agrees to maintain all records applicable to this agreement for a period of three years after the end of the federal fiscal year to which they pertain, including records of meal counts, menus, food purchases, quantities prepared and delivered, and the use of USDA-donated commodities.
- O. SFA and Site agree to make books and records pertaining to SNP operations at Site available to representatives of MDE, the USDA, and the U.S. General Accounting Office at any reasonable time and place.

Describe any additional requirements for record keeping:

SFA and Site agree that all staff assisting and supervising food service will complete and comply with all training requirements as provided by the SFA and MDE/USDA.

Monitoring

- P. Prior to February 1 of the school year that this agreement is in effect, SFA will perform an on-site review of the lunch counting and claiming system at Site. If the review discloses problems with meal counting or claiming procedures, SFA will ensure that Site implements corrective action and SFA will conduct a follow-up on-site review in accordance with 7 CFR 210.8(a)(1).

Section II

Section II provisions may not conflict with Section I provisions.

Ordering and Delivery

- Q. Describe how Site will notify SFA in advance for number of meals needed (include minimum timeline for notification; whether notified by phone or other method; minimum timeline for increase or decrease to order): Site will call SFA

- R. By 9:00 am each day food is prepared, meals will be:

Delivered by SFA to Site.

Ready for pickup at SFA's site.

Other – describe: _____

Site will provide a calendar of the days that meals are required.

Describe any additional procedures for ordering and delivery:

None.

Labor

- S. SFA or Site is responsible for providing labor, as indicated:

SFA	Site	Labor
<input type="checkbox"/>	<input checked="" type="checkbox"/>	Employee(s) for meal service—number of employees:
<input type="checkbox"/>	<input checked="" type="checkbox"/>	Additional servers if necessary to accommodate meal schedules
<input type="checkbox"/>	<input checked="" type="checkbox"/>	Cashier
<input type="checkbox"/>	<input checked="" type="checkbox"/>	Supervision
<input type="checkbox"/>	<input checked="" type="checkbox"/>	Clean-up of kitchen
<input type="checkbox"/>	<input type="checkbox"/>	Other—describe:

The party providing each type of labor is responsible for the expense of the labor, unless otherwise indicated.

Equipment and Supplies

T. Responsibility for equipment and supplies:

SFA	Site	Equipment and Supplies
<input checked="" type="checkbox"/>	<input type="checkbox"/>	Trays
<input checked="" type="checkbox"/>	<input type="checkbox"/>	Serving spoons and tongs
<input checked="" type="checkbox"/>	<input type="checkbox"/>	Eating utensils
<input checked="" type="checkbox"/>	<input type="checkbox"/>	Condiments
<input checked="" type="checkbox"/>	<input type="checkbox"/>	Disposable supplies
<input checked="" type="checkbox"/>	<input type="checkbox"/>	Safe transportation containers*
<input checked="" type="checkbox"/>	<input type="checkbox"/>	Equipment**

*Specify SFA and/or Site responsibilities for cleaning and transportation of containers:

SFA will provide for, and the cleaning of all transportation related items of food service.
 Site will be responsible for all cleaning of Site facilities and equipment as provided by SFA.

**Specify equipment – oven, refrigerator, cooler, serving counter, etc. – and describe responsibilities for equipment:

Necessary equipment will be provided to the Site by the SFA as needed.

Student and Adult Meal Prices

U. The following meal prices will be in effect during the term of this agreement:

Meal	Children Elementary/Secondary	Adult
Breakfast (paid)	\$0.85 / \$1.80	\$2.00
Lunch (paid)	\$2.65 / \$2.85	\$4.95
Lunch (reduced-price)	\$0 / \$0	N/A
Milk	\$0.55 / \$0.55	\$0.55
Other (describe)	N/A / N/A	N/A

Meal charges may be updated as needed during the agreement.

V. Additional provisions at option of SFA and Site: SFA will invoice Site for the total amount of negative meal account balances of students at the end of each school year.

SFA and Site have caused this agreement to be executed by their duly authorized representatives:

SFA: Faribault Public Schools ISD 656

Scott Gerdes

Director of Finance and Operations

Authorized Representative

Title of Authorized Representative

Telephone: (507) 333-6059

Signature: _____ Date: _____

Site: Surad Academy

Cheryl Wendt
Authorized Representative

Director Surad Acad. Board Chair
Title of Authorized Representative

Telephone: 617-597-9297

Signature: Cheryl Wendt Date: 6/15/23

School Nutrition Programs

Agreement for Vended Meals Provided by a School Food Authority

School Year 2023-2024

This agreement is for a School Food Authority (SFA) that participates in School Nutrition Programs (SNP) to obtain reimbursable SNP meals from another SFA, which is referred to in this contract as the “Vendor”. An *Agreement for Vended Meals Provided by a School Food Authority* must be completed each school year that the Vendor will provide meals to the SFA. This agreement template may not be used to obtain SNP meals from a commercial vendor.

Meal charges are based on the Vendor recouping at least the estimated costs of providing the meals or snacks. If actual costs are not available, the charge may be based on the total federal reimbursement that could be received for the meal or snack including the value of USDA Foods if applicable.

Competitive quotes are not needed when SNP meals will be obtained from another SFA. The Vendor and SFA may directly negotiate meal prices without additional, competitive quotes.

I. Purpose and Term

“School Food Authority” or “SFA” means the school food authority that will receive the meals and claim the meals for SNP reimbursements under the SFA’s agreement with the Minnesota Department of Education (MDE).

“Vendor” means the school food authority that will provide the SNP meals.

This contract, between School Food Authority (SFA):

Cannon River STEM School

SFA’s Cyber-Linked Interactive Child Nutrition System (CLiCS) Sponsor Identification Number:

2000010012

and Vendor :

Independent School District #0656 Faribault Public Schools

SFA’s Cyber-Linked Interactive Child Nutrition System (CLiCS) Sponsor Identification Number: 1000003993

authorizes that the Vendor will provide meals, snacks or milk in accordance with this agreement and the federal regulations and policies applicable to the U.S. Department of Agriculture (USDA) Child Nutrition program(s) identified in Section II of this contract.

The contract is effective for the period of: 07/01/2023

through 06/30/2024

Vendor will provide meals to SFA site(s) listed below or on an attached list.

Site Name	Site Address	CLiCS Number (if known)
Cannon River STEM School	1800 14th Street NE Faribault, MN 55021	9000010099

SFA will notify Vendor SFA with 30 days' notice of changes to sites.

If all sites do not receive the same types of meals, describe differences between sites here:

II. Meal Requirements

A. Vendor will provide meals, snacks and/or milk that meet applicable School Nutrition Programs requirements, including revised requirements from the Healthy, Hunger-Free Kids Act of 2010 (check all programs that apply):

- Lunches meeting National School Lunch Program requirements, * 7 Code of Federal Regulations (CFR) 210.
- Breakfasts meeting School Breakfast Program requirements, 7 CFR 220.
- Snacks meeting Afterschool Care Snacks requirements, 7 CFR 210.
- Milk meeting Special Milk Program requirements, 7 CFR 215 / Minnesota Kindergarten Milk Program.
- Other (describe):

B. Vendor will provide meals to SFA in the following manner:

- Unitized meals.
- Bulk quantities accompanied by written instructions regarding the planned portion size for each food component.

C. Vendor will also provide (check all that apply):

- Eating Utensils.
- Condiments.
- Paper Items.

Extra Milk.

Transportation Containers.

Other, describe:

III. Meal Charges and Billing

A. SFA will pay the following fixed prices for meals that meet program requirements and are delivered in accordance with the agreement. The fixed prices are the total amount due from SFA for each meal type; Vendor will not charge other fees, or request reimbursement of any costs, in addition to the fixed meal prices.

Meal charges are based on the use of all commercial foods. Meal prices have *not* been reduced to reflect the value of SFA's USDA Foods. SFA will receive credit for its USDA Foods entitlement value as described in Section V.

Breakfast \$

Snack \$

Lunch \$ 3.40

Meals (check one): include milk do not include milk

If applicable, describe other charges such as for extra milk, adult meals, and adjustments to meals to accommodate special dietary needs:

Vendor SFA will bill SFA as described (include frequency of billing):

Invoices will be generated monthly and submitted to Cannon River STEM school via email

Meal Counts served will be provided daily to FPS or if agreed upon a weekly total can be used

NOTE: Neither the Minnesota Department of Education (MDE) nor USDA assumes any liability for meal payments.

IV. Substitutions and Modifications for Medical or Special Dietary Needs

Vendor will substitute or modify food or beverage items as requested by SFA for students with medical or special dietary needs as specified by SFA. SFA is responsible to obtain and maintain any documentation required for SFA to claim program reimbursements.

If Vendor incurs additional costs for substitutions specified by SFA that exceed the regular meal payments, Vendor may request reimbursement from SFA for the additional costs. Neither SFA nor Vendor may charge any additional amounts to students who qualify for substitutions.

A. Substitutions or Modifications for Students with Disability – Federal Requirement

Vendor will provide substitutions or modifications to meals, as specified by SFA, for students with a disability that restricts their diet so that they are unable to consume the regular program meals. SFA is responsible to obtain the *Special Diet Statement* for the student that is required for SFA to claim program reimbursement for the meals.

B. Lactose-Reduced Milk for Students with Lactose Intolerance – State Requirement

Vendor will make available at least one of the following types of lactose-reduced milk specified in Minnesota Statutes section 124D.114 for lactose-intolerant students whose parents have submitted written requests: lactose-reduced milk; milk fortified with lactase in liquid, tablet, granular, or other form; or milk to which lactobacillus acidophilus has been added. A portion of a lactose-reduced milk product may be poured or served from a large container. SFA is responsible to maintain the written requests on file.

C. Meal Substitutions for Students without Disability (Optional)

If this box is checked, SFA has established a policy as allowed by School Nutrition Programs to offer meal substitutions that are within the meal pattern on a case-by-case basis for *students who do not have a disability* but who have special dietary needs. SFA will specify the required substitutions to Vendor.

D. Non-Dairy Fluid Milk Substitutes (Optional)

If this box is checked, SFA has established a policy as allowed by School Nutrition Programs to offer one or more *non-dairy fluid milk substitutes that are nutritionally equivalent to cow's milk* to students with a medical or other special dietary need. Vendor will provide non-dairy fluid milk substitute(s) in accordance with SFA's policy. SFA will maintain the written requests that are required to claim program reimbursement for non-dairy fluid milk substitutes.

V. USDA Foods

SFA's USDA Foods entitlement value for the school year is \$ _____ . SFA will permit MDE to transfer SFA's entitlement value for the school year to Vendor. Vendor will credit SFA for SFA's USDA Foods based on SFA's entitlement value.

Vendor will provide credits for USDA Foods to SFA at this frequency (check one):

On the monthly invoice, in the set monthly credit amount based on SFA's entitlement value shown above divided by SFA's number of operating months.

SFA's number of operating months: 10

Monthly credit that will be provided by Vendor (total entitlement divided by the number of operating months): \$

Other frequency

At the end of the contract year.

VI. Ordering and Delivering

A. SFA or sites will notify Vendor in advance of the number of meals needed.

Vendor will use an organized system for receiving orders for delivery adjustments; documenting orders for delivery adjustments; adjusting production levels, if necessary; ensuring that delivery receipts are changed to reflect adjusted meal orders; and ensuring that adjusted meal orders for each site are correctly packaged and loaded for delivery.

Indicate deadline(s) for SFA or sites to send meal orders (such as by a set time on the previous day or the same day of the meal service) and how notice will be provided, by e-mail, telephone or in person. Indicate timeline(s) for increasing and decreasing an order that has been made. If more than one site, indicate any differences between sites. Describe here, or reference here to attached information:

B. Vendor will deliver meals as described. Include time(s) for each site.

(For each meal service, indicate time that meal will be delivered or picked up by SFA. If more than one site, indicate for each site.) Describe here, or reference here to attached information:

Meal counts are due to FPS by 9:00 am each day, unless a standard amount is being used. Meals will be delivered to Cannon River STEM school each day Late starts procedures will be agreed on. Price includes

C. Responsibility for transport containers:

(Indicate whether Vendor or SFA will be responsible for cleaning transport containers and, if applicable, schedule for Vendor to pick up or SFA/Site to return transport containers. If more than one site, indicate any differences between sites.)

Describe here, or reference here to attached information:

D. Other:

Catering meal options are available and will be agreed upon per occurrence based on circumstances.

VII. Recordkeeping and Availability of Records

A. Vendor agrees to maintain full and accurate records, which are required for SFA to claim reimbursements through School Nutrition Programs. Required records include: 1) daily menu records; 2) daily quantities of food prepared, by type of meal; 3) daily number of meals furnished, by type of meal.

B. Vendor and SFA agree that books and records pertaining to Vendor SFA's food service fund will be made available to SFA upon request and agrees to retain all records for inspection and audit by representatives of

SFA, MDE, USDA, and U.S. General Accounting Office, at any reasonable time and place for a period of three (3) years after the final payment for the contract, except that in circumstances where audit findings have not been resolved the records must be retained beyond the three-year period until resolution of the audit.

VIII. Health and Sanitation

- A. All food will be properly stored, prepared, packaged and transported free of contamination and at appropriate temperatures.
- B. SFA will not pay for meals or snacks that are unwholesome or spoiled at time of delivery.

IX. SFA Control of Food Service

SFA will maintain overall responsibility for administration of the food service, in accordance with SNP regulations and policies.

SFA will:

- A. Retain control of the quality, extent and general nature of the food service, including counting the numbers of reimbursable meals and claiming SNP reimbursement from MDE.
- B. Retain control of the nonprofit food service account, overall financial responsibility for the nonprofit food service operation, and meal prices.
- C. Ensure that the food service operation is in conformance with SFA's agreement with MDE to participate in SNP.
- D. Maintain all applicable health certifications for SFA site(s).
- E. Monitor vended meals to ensure the food service is in conformance with program regulations.

X. Termination

Either party may terminate this contract for cause by notice in writing as described:

(The number of days required for notice of termination, not to exceed 60 days, must be stated.)

The contract may be terminated for convenience (no cause) if the parties mutually agree to terminate for convenience.

XI. Additional Provisions at Option of SFA and Vendor

Describe additional provisions here, or reference here to additional attached nonfinancial provisions:

No additional provisions at this time

Agreement for Vended Meals Provided by a School Food Authority

Signatures

SFA Name: Cannon River STEM School

Authorized Representative: Julie Cohrs

Title: Executive Director (Interim)

Signature of Authorized Representative: 

Date: June 8, 2023


Vendor Name: Independent School District #0656 Faribault Public Schools

Authorized Representative: Scott Gerdes

Title: Director of Finance and Operations

Signature of Authorized Representative:

Date:

 Division of School Finance 400 NE Stinson Blvd Minneapolis, MN 55413		Long-Term Facility Maintenance Ten-Year Expenditure Application (LTFM) - Fund 01 and Fund 06 Projects Only									
Instructions: Enter estimated, allowable LTFM expenditures (Fund 01 and/or Fund 06 only) under Minnesota Statutes 2021, section 123B.595, subd. 10. Enter by Uniform Financial and Accounting Reporting Standards (UFARS) finance code and by fiscal year in the cells provided.											
District Info.		Enter Information		District Info.		Enter Information					
District Name:	Faribault Public Schools #0656		Date:	6/5/2023							
District Number:	0656		Email:	sgerdes@faribault.12.mn.us							
District Contact Name:	Scott Gerdes										
Contact Phone #	507-333-6059										
Expenditure Categories		Fiscal Year (FY) Ending June 30									
Health and Safety - this section excludes project costs in Category 2 of \$100,000 or more for which additional revenue is requested for Finance Codes 358, 363 and 366.		2023 (base year)	2024	2025	2026	2027	2028	2029	2030	2031	2032
Finance Code	Category (1)										
347	Physical Hazards	\$89,904	\$63,850	\$66,723	\$69,726	\$72,863	\$92,001	\$75,778	\$78,809	\$81,961	\$85,240
349	Other Hazardous Materials	\$10,698	\$2,375	\$5,100	\$5,304	\$5,516	\$5,737	\$5,966	\$6,205	\$6,453	\$6,711
352	Environmental Health and Safety Management	\$233,886	\$253,768	\$262,650	\$271,843	\$281,357	\$291,205	\$301,397	\$311,946	\$322,864	\$334,164
358	Asbestos Removal and Encapsulation	\$15,726	\$2,500	\$15,000	\$15,000	\$2,500	\$2,500	\$2,500	\$2,500	\$2,500	\$2,500
363	Fire Safety	\$57,000	\$38,500	\$42,450	\$44,148	\$0	\$0	\$0	\$0	\$0	\$0
366	Indoor Air Quality	\$0	\$0	\$0	\$0	\$0	\$0	\$0	\$0	\$0	\$0
Total Health and Safety Capital Projects		\$407,214	\$360,993	\$391,923	\$406,020	\$362,237	\$391,442	\$385,641	\$399,460	\$413,778	\$428,615
Health and Safety - Projects Costing \$100,000 or more per Project/Site/Year											
Finance Code	Category (2)										
358	Asbestos Removal and Encapsulation	\$0	\$0	\$0	\$0	\$0	\$0	\$0	\$0	\$0	\$0
363	Fire Safety	\$0	\$0	\$0	\$0	\$0	\$0	\$0	\$0	\$0	\$0
366	Indoor Air Quality - MS Air Handling Units	\$0	\$452,000	\$1,541,200	\$230,900	\$0	\$0	\$0	\$0	\$0	\$0
366	Indoor Air Quality - HS Shop RTU's and Lincoln RTU's		\$187,000	\$697,100							
366	Indoor Air Quality - MS Boiler System		\$102,000	\$896,000							
366	Indoor Air Quality - HVAC Controls for new units - YR 1		\$221,000	\$1,851,110	\$427,890						
366	Indoor Air Quality - McKinnley RTU's Replace			\$225,600	\$694,600						
366	Indoor Air Quality - McKinnley Boiler			\$104,200	\$693,135						
366	Indoor Air Quality - MS Science Wing RTU's			\$68,500	\$483,620						
366	Indoor Air Quality - Jefferson RTU's and Make up Air Units			\$98,500	\$385,420						
366	Indoor Air Quality - HVAC Controls for new units - YR 2			\$221,200	\$852,000	\$337,025					
Total Health and Safety Capital Projects \$100,000 or More		\$0	\$962,000	\$5,703,410	\$3,767,565	\$337,025	\$0	\$0	\$0	\$0	\$0
Remodeling for Approved Voluntary Pre-K under Minnesota Statutes, section 124D.151											
Remodeling for Gender-Neutral Single-User Restrooms											
Finance Code	Category 3 (a)										
355	Remodeling for prekindergarten (Pre-K) instruction approved by the commissioner.	\$0	\$0	\$0	\$0	\$0	\$0	\$0	\$0	\$0	\$0
Total Remodeling for Approved Voluntary Pre-K Projects		\$0	\$0	\$0	\$0	\$0	\$0	\$0	\$0	\$0	\$0
Remodeling for Gender-Neutral Single User Restrooms											
Finance Code	Category 3 (b) LTFM REVENUE EFFECTIVE FY 2025										
UFARS Coding Pending	Remodeling for gender-neutral single user restroom per site.	\$0	\$0	\$225,000	\$225,000	\$225,000	\$105,000	\$375,000	\$545,124	\$0	\$0
Total Remodeling for Gender-Neutral Single User Projects		\$0	\$0	\$225,000	\$225,000	\$225,000	\$105,000	\$375,000	\$545,124	\$0	\$0
Accessibility											
Finance Code	Category (4)										
367	Accessibility	\$0	\$0	\$0	\$0	\$0	\$0	\$0	\$0	\$0	\$0
Total Accessibility Projects		\$0	\$0	\$0	\$0	\$0	\$0	\$0	\$0	\$0	\$0
Deferred Capital Expenditures and Maintenance Projects											
Finance Code	Category (5)										
368	Building Envelope	\$16,790	\$10,000	\$10,000	\$10,000	\$10,000	\$10,000	\$10,000	\$10,000	\$10,000	\$10,000
369	Building Hardware and Equipment	\$32,242	\$6,500	\$6,500	\$6,500	\$6,500	\$6,500	\$6,500	\$6,500	\$6,500	\$6,500
370	Electrical	\$9,125	\$0	\$0	\$20,000	\$20,000	\$20,000	\$30,000	\$30,000	\$30,000	\$40,000
379	Interior Surfaces	\$59,833	\$0	\$0	\$200,000	\$250,000	\$20,000	\$130,000	\$130,000	\$130,000	\$200,000
380	Mechanical Systems	\$117,000	\$667,100	\$0	\$50,000	\$0	\$0	\$0	\$50,000	\$50,000	\$50,000
381	Plumbing	\$17,913	\$0	\$0	\$20,000	\$20,000	\$30,000	\$30,000	\$30,000	\$30,000	\$40,000
382	Professional Services and Salary	\$302,600	\$290,839	\$301,018	\$311,554	\$322,458	\$333,744	\$345,425	\$357,515	\$370,028	\$382,979
383	Roof Systems	\$3,049	\$5,000	\$0	\$0	\$0	\$0	\$0	\$0	\$0	\$0
384	Site Projects	\$393,934	\$21,000	\$0	\$50,000	\$50,000	\$50,000	\$50,000	\$50,000	\$50,000	\$60,000
Total Deferred Capital Expense and Maintenance		\$952,486	\$1,000,439	\$317,518	\$668,054	\$678,958	\$470,244	\$601,925	\$664,015	\$676,528	\$789,479
Total Annual 10-Year Plan Expenditures		\$1,359,700	\$2,323,432	\$6,637,851	\$5,066,639	\$1,603,220	\$966,687	\$1,362,567	\$1,608,599	\$1,090,307	\$1,218,095



Fiscal Year (FY) 2025 Application for Long-Term Facilities Maintenance Revenue Statement of Assurances

General Information: Minnesota school districts, intermediate school districts, cooperative districts, joint powers applying for Long-Term Facilities Maintenance revenue (LTFM) under Minnesota Statutes 2022, section 123B.595 must annually complete the Application for Long-Term Facilities Maintenance Revenue – Statement of Assurances (ED-02477). The application must be submitted to the Minnesota Department of Education (MDE) by July 31, 2023. Submit to [Sarah C. Miller](mailto:Sarah.C.Miller@mde.state.mn.us) (MDE.Facilities@state.mn.us) along with other required LTFM documentation. **Do not mail a hard copy. Please email this form with other required documentation.**

Identification Information

Name of District, Intermediate/Cooperative/Joint Powers	District Number and Type:	Date Submitted:
---	---------------------------	-----------------

Statement of Assurances

1. All estimated expenditures included in the attached Ten-Year Plan Expenditure spreadsheet under Health and Safety and entered into the MDE Health and Safety data submission system are for allowed health and safety uses under Minnesota Statutes 2022, section 123B.595, subd. 10, paragraph (a), clause (3), Minnesota Statutes 2022, section 123B.57, subd. 6, and the MDE Long-Term Facilities Maintenance Guide for Allowable Expenditures, Section E, Health and Safety Qualifying Criteria, and Section F, Additional Requirements Regarding Health and Safety. None of the estimated expenditures included in the attached Ten-Year Plan Expenditure spreadsheet under Health and Safety and entered into the MDE Health and Safety System are for uses prohibited under Minnesota Statutes 2022, section 123B.595, subd. 11.
2. All estimated expenditures included in the attached Ten-Year Plan Expenditure spreadsheet under Accessibility and Deferred Maintenance are for allowed uses under Minnesota Statutes 2022, section 123B.595, subd. 10, paragraph (a), clauses (1) and (2), and the MDE Long-Term Facilities Maintenance Guide for Allowable Expenditures, Section C, Deferred Maintenance Qualifying Criteria or Section D, Disabled Access Qualifying Criteria. None of the estimated expenditures included in the attached Ten-Year Plan Expenditure spreadsheet under Accessibility and Deferred Maintenance are for uses prohibited under Minnesota Statutes 2022, section 123B.595, subd. 11.
3. All actual expenditures to be reported in Uniform Financial Accounting and Reporting Standards (UFARS) for FY 2025 under Finance Codes 347, 349, 352, 358, 363 and 366 will be for allowed health and safety uses under Minnesota Statutes 2022, section 123B.595, subd. 10, paragraph (a), clause (3), Minnesota Statutes 2022, section 123B.57, subd. 6, and the MDE Long-Term Facilities Maintenance Guide for Allowable Expenditures, Section E, Health and Safety Qualifying Criteria, and Section F, Additional Requirements Regarding Health and Safety. None of the actual expenditures reported in these finance codes will be for uses prohibited under Minnesota Statutes 2022, section 123B.595, subd. 11.
4. All actual expenditures to be reported in UFARS for FY 2025 under Finance Codes 367, 368, 369, 370, 379, 380, 381, 382, 383 and 384 for Accessibility and Deferred Maintenance will be for allowed uses under Minnesota Statutes 2022, section 123B.595, subd. 10, paragraph (a), clauses (1) and (2), and the MDE Long-Term Facilities Maintenance Guide for Allowable Expenditures, Section C, Deferred Maintenance Qualifying Criteria or Section D, Disabled Access Qualifying Criteria. None of the actual expenditures reported in these finance codes will be for uses prohibited under Minnesota Statutes 2022, section 123B.595, subd. 11.
5. The district will maintain a description of each project funded with long-term facilities maintenance revenue that will provide enough detail for an auditor to determine the cost of the project and if the work qualifies for revenue (Minn. Stat. 127A.41, subd. 3[2022]).
6. The district’s plan includes provisions for implementing a health and safety program that complies with health, safety and environmental regulations and best practices, including indoor air quality management and mandatory lead in water testing, remediation and reporting (Minn. Stat. 121A.335 [2022]). ***The district’s ten-year plan does not include a request for a second-time project cost for: (1) replacement of an existing mechanical ventilation system to the current Minnesota State Mechanical Code/American Society of Heating, Refrigerating, and Air-Conditioning Engineers (ASHRAE) guidelines; or, (2) to provide a level of approximately 15 Cubic Feet per Minute (CFM) per person.***

Certification of Statement of Assurances

Signature – Must be signed by Superintendent or Cooperative Unit Director: 	Name – Superintendent or Cooperative Director (Please print)	Date:
---	--	-------

May

	McKinley	Jefferson	Lincoln	Roosevelt	Middle School	High School	ALC	FOA - Elem	FOA - MS	FOA - HS	Total Served @ FPS	Plus: Projected Tuition	Projected Total ADM
Early Childhood	70										70		70
VPK	46										46		46
Kindergarten		86	84	68							238		238
1		67	67	74							207		207
2		50	67	46							163		163
3		65	70	63							197		197
4		72	83	49							203		203
5		58	76	69					4		207		207
6					209				6		215		215
7					213				12		225		225
8					255				14		269		269
9						240	9			12	261		261
10						244	21			16	281		281
11						214	31			27	272		272
12						194	48			26	269		269
Total	116.00	396.87	446.69	368.61	677.04	892.23	108.96	-	36.00	81.30	3,124	-	3,124
Drop vs last mo.	-	(0)	(1)	13	1	(3)	(1)	-	0	0	9		

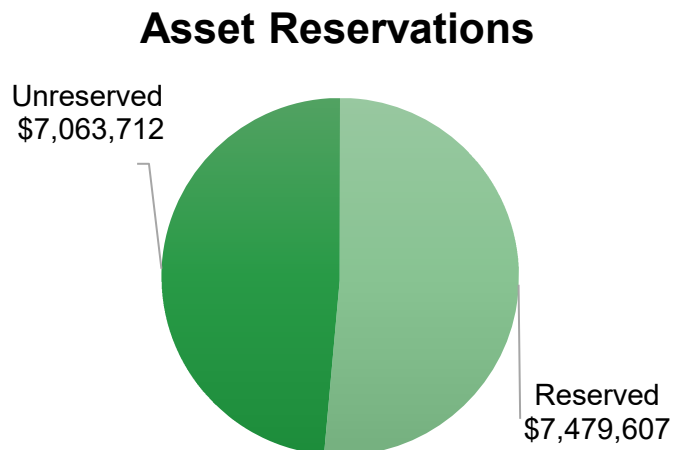
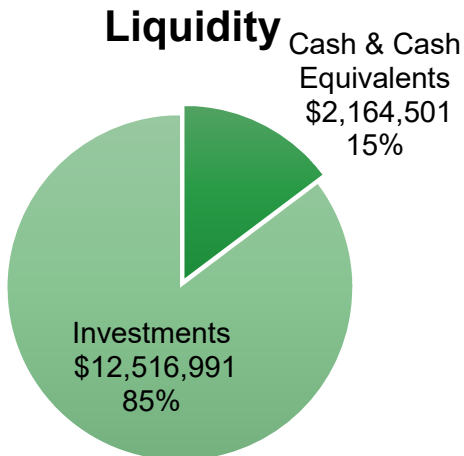
Faribault Public Schools Enrollment Report by Month

	School Year 2022 - 2023										Enrollment Used for FY23 Final Budget				
	September	October	November	December	January	February	March	April	May	YTD Average	Plus: Projected Tuition	Projected Total ADM	Served @ FPS	Plus: Projected Tuition	Total
Early Childhood	64	69	70	70	70	70	70	70	70	69	2	71	66	2	68
VPK	46	46	46	46	46	46	46	46	46	46		46	46		46
Kindergarten	241	245	244	242	241	241	239	229	238	240	1	241	237	1	238
1	211	210	208	206	208	209	206	207	207	208	1	209	204	1	205
2	170	169	168	167	166	166	164	163	163	166	1	167	166	1	167
3	201	203	201	199	199	198	197	196	197	199	4	203	199	4	203
4	206	208	205	203	204	206	204	204	203	205	3	208	207	3	210
5	207	210	209	206	208	208	205	207	207	207	6	213	203	6	209
6	220	222	222	220	220	218	215	214	215	218	2	220	217	2	219
7	227	225	227	229	227	228	227	224	225	227	2	229	225	2	227
8	278	280	278	274	276	275	268	270	269	274	2	276	273	2	275
9	270	271	270	266	266	266	263	260	261	266	8	274	269	8	277
10	275	281	282	279	279	284	284	283	281	281	5	286	281	5	286
11	277	275	274	273	273	264	260	263	272	270	10	280	274	10	284
12	284	286	284	288	283	273	280	280	269	278	25	303	284	25	309
Total	3,178	3,200	3,186	3,170	3,166	3,151	3,128	3,115	3,124	3,155	72	3,227	3,151	72	3,223
		22	(14)	(17)	(4)	(15)	(23)	(13)	9						
EC-12 Average September - June		3,200	3,193	3,185	3,180	3,175	3,167	3,159	3,155				Over (Under) Budget		4

FARIBAULT PUBLIC SCHOOLS

Investment Balances as of May 31, 2023

	Ending Balance 4/30/2023	Ending Balance 5/31/2023	Interest/Div Earned
CCF - MAIN CHECKING	865,182.44	978,105.37	\$ 4,441.95
CCF -SAVINGS	1,432,275.85	936,827.12	4,551.27
MSDLAF+LIQUID MONEY MARKET	559.61	112,764.92	314.59
MSDLAF+ MAX MONEY MARKET	132,630.16	133,193.41	563.25
MN TRUST	5,100,832.46	4,696,828.38	20,559.76
MN TRUST TERM SERIES REDEMPTIC	876,093.52	879,808.07	3,714.55
US BANK - IRREVOCABLE TRUST	2,495,698.03	2,469,450.49	(24,940.73)
US BANK - ROOSEVELT ADDITION	510,380.17	512,899.66	2,519.49
MN TRUST INVESTMENT CD	963,900.00	963,900.00	
MN TRUST INVESTMENT CD	249,200.00	249,200.00	
MN TRUST INVESTMENT CD	249,248.90	249,248.90	
MN TRUST INVESTMENT CD	244,555.39	244,555.39	
MN TRUST INVESTMENT CD	241,550.00	241,550.00	
MN TRUST INVESTMENT CD	241,500.00	241,500.00	
MN TRUST INVESTMENT CD	238,450.00	238,450.00	
MN TRUST INVESTMENT CD	238,650.00	238,650.00	
MN TRUST INVESTMENT CD	233,050.00	233,050.00	
MN TRUST INVESTMENT CD	229,250.00	229,250.00	
MN TRUST INVESTMENT CD	228,650.00	228,650.00	
FIRST UNITED BANK CD	150,000.00	150,000.00	-
PREMIER BANK CD	150,000.00	150,000.00	-
RELIANCE BANK CD	150,000.00	150,000.00	-
STATE BANK OF FARIBAULT CD	150,000.00	150,000.00	-
PETTY CASH	3,610.00	3,610.00	\$ -
TOTAL CASH AND INVESTMENTS	\$ 15,375,266.53	\$ 14,681,491.71	\$ 11,724.13



Faribault Public Schools
Comparative Financial Report - Select General Fund Expenditure Accounts
As of May 31, 2023

	FY22 May 2022	FY23 May 2023	FY22 YTD Through May 2022	FY23 YTD May 2023	FY22 FIN Budget	FY23 Final Budget	FY22 % of Budget through May 2022	FY23 % of Budget through May 2023
EXPENDITURES:								
HVAC	15,016	12,523	289,902	334,271	266,000	380,875	108.99%	87.76%
Water	6,261	6,714	59,005	63,617	60,400	59,900	97.69%	106.21%
Electric	48,552	60,543	555,617	657,268	588,074	696,000	94.48%	94.44%
Snow Removal	-	3,273	76,925	142,212	90,400	138,000	85.09%	103.05%
Total Expenditures	69,829	83,053	981,449	1,197,369	1,004,874	1,274,775	97.67%	93.93%

Faribault Public Schools
Comparative Financial Report - Self Insurance Fund
As of May 31, 2023

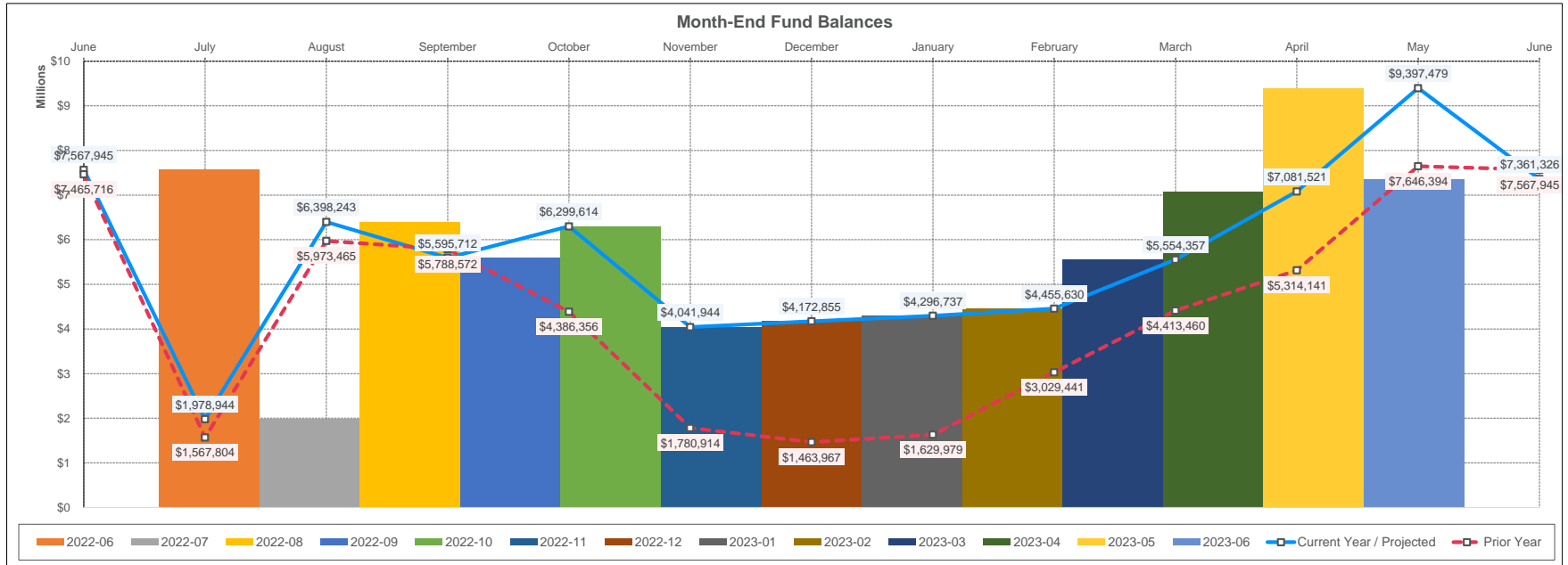
	FY22 For the Month of May 2022	FY23 For the Month of May 2023	FY22 Year to Date through May 2022	FY23 Year to Date through May 2023	FY22 FIN Budget	FY23 REV Budget	FY22 % of Budget through May 2022	FY23 % of Budget through May 2023
REVENUES:								
District Contributions	227,350	216,713	2,182,369	2,172,980	2,262,910	2,243,467	96.44%	96.86%
Employee Contributions	24,442	23,091	279,193	244,114	421,004	326,689	66.32%	74.72%
Retirees Contributions	7,286	7,890	85,199	108,620	113,604	114,869	75.00%	94.56%
Cobra Contributions	1,664	882	10,819	10,586	19,214	19,743	56.31%	53.62%
Total Revenue	260,742	\$248,576	\$2,557,580	\$2,536,300	\$2,816,732	\$2,704,768	90.80%	93.77%

EXPENDITURES:								
Medical Claims	128,741	90,197	2,185,812	1,647,939	2,340,983	1,869,589	93.37%	88.14%
Administrative Fees	7,649	3,987	121,427	68,697	151,021	125,790	80.40%	54.61%
Stop Loss	3,576	27,494	(296,468)	109,049	262,857	264,398	-112.79%	41.24%
Consultant Fees	2,142	2,165	33,991	37,581	14,278	14,000	238.07%	268.44%
Total Expenditures	\$142,108	\$123,843	\$2,044,762	\$1,863,266	\$2,769,139	\$2,273,777	73.84%	81.95%

\$673,034

General Fund

For the Period Ending May 31, 2023



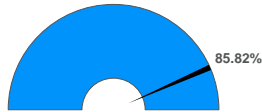
General Fund | Revenue Dashboard Summary

For the Period Ending May 31, 2023

Projected Year-End Balances as % of Budgeted Revenue

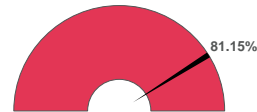


Actual YTD Revenues



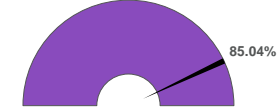
Projected YTD Revenues
80.85%

Actual YTD by Local Sources



Projected YTD Local Sources
75.52%

Actual YTD by State Sources

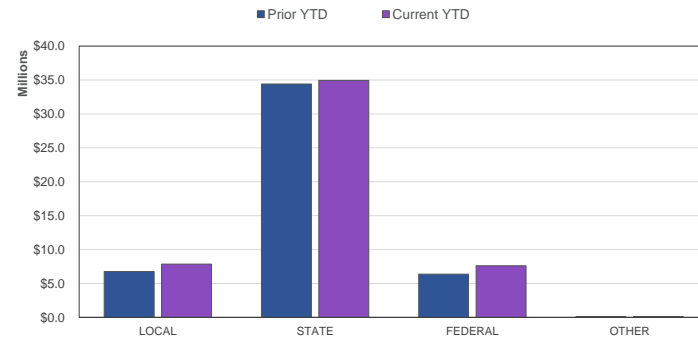


Projected YTD State Sources
86.17%

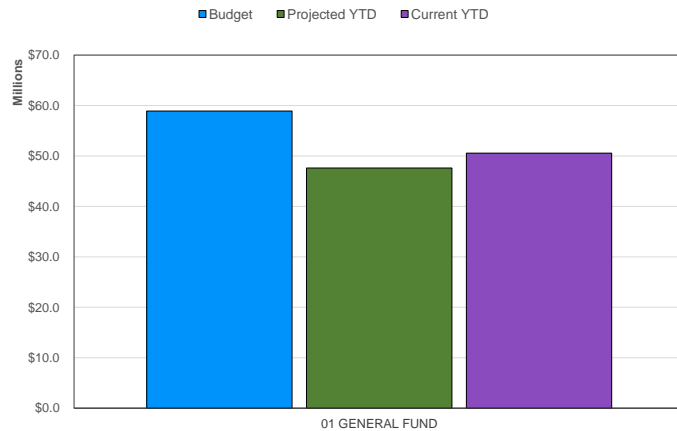
Top 10 General Fund Sources of Revenue (Year-to-Date)

General Education Aid	\$28,905,833.78
Federal Aid/Mde (Requires Fin)	\$7,274,145.54
Property Tax Levy, General	\$6,085,681.31
State Aid For Special Education	\$5,627,838.66
Ma Rev/Dept Of Human Svcs	\$704,107.51
Federal Aid Thru Other Agency	\$340,789.57
Misc Rev From Local Sources	\$299,181.43
Interest Earnings	\$291,757.22
Endowment Fund Apportionment	\$157,096.65
Rent	\$151,774.99
Percent of Total Revenues Year-to-Date	98.60%

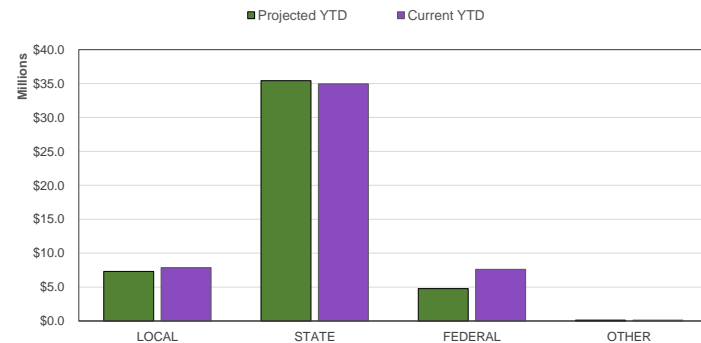
Revenue by Source | Prior YTD vs. Current YTD



Total Revenue | Budget / Projected YTD / Current YTD



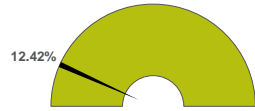
Revenue by Source | Projected YTD vs. Current YTD



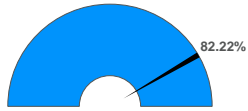
General Fund | Expenditure Dashboard Summary

For the Period Ending May 31, 2023

Projected Year-End Balances as % of Budgeted Expenditures

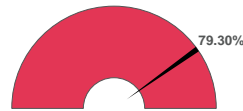


Actual YTD Expenditures




Projected YTD Expenditures
81.65%

Actual YTD Salaries / Benefits



Projected YTD Salaries / Benefits
80.62%

Actual YTD Other Objects

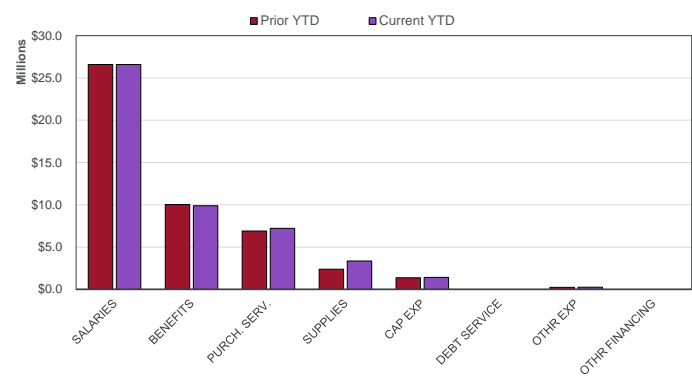


Projected YTD Other Objects
85.24%

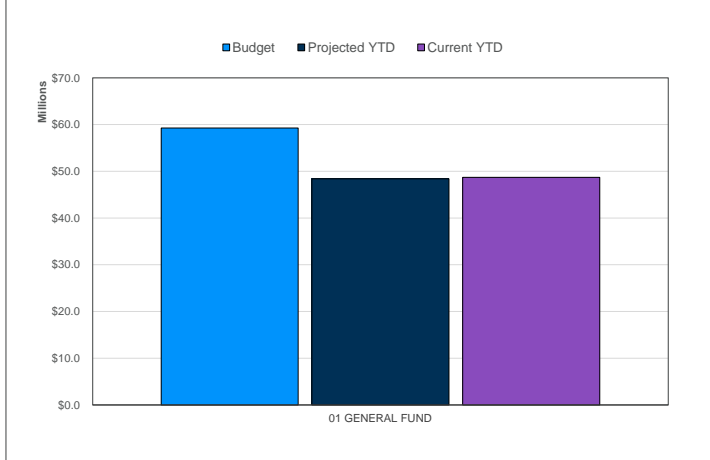
Top 10 General Fund Expenditures by Program (Year-to-Date)

Licensed Classroom Teacher	\$13,612,213.47
Health Insurance	\$3,945,713.98
Transport Contr <=\$25,000	\$3,162,162.29
Non,Instructional Support	\$3,073,410.12
Administration/Supervision	\$2,632,117.24
Fica/Medicare	\$1,960,123.58
Certified Para/Pca	\$1,732,118.14
Tra	\$1,617,059.24
Consulting Fees/Fees For Service	\$1,039,688.25
Tax Advantage Employer Hlth Argmt	\$991,973.31
Percent of Total Expenditures Year-to-Date	69.31%

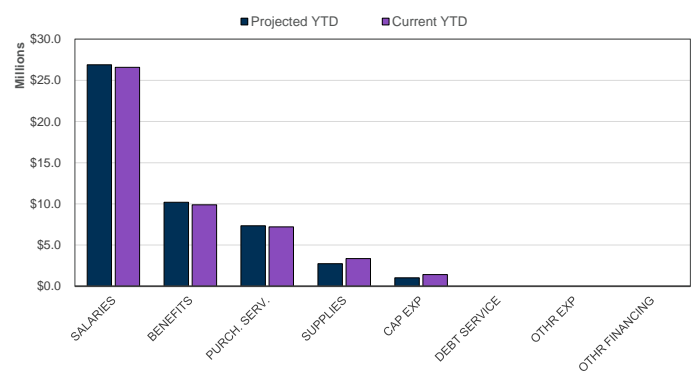
Expenditures by Object | Prior YTD vs. Current YTD



Expenditures by Fund | Budget / Projected YTD / Current YTD



Expenditures by Object | Projected YTD vs. Current YTD



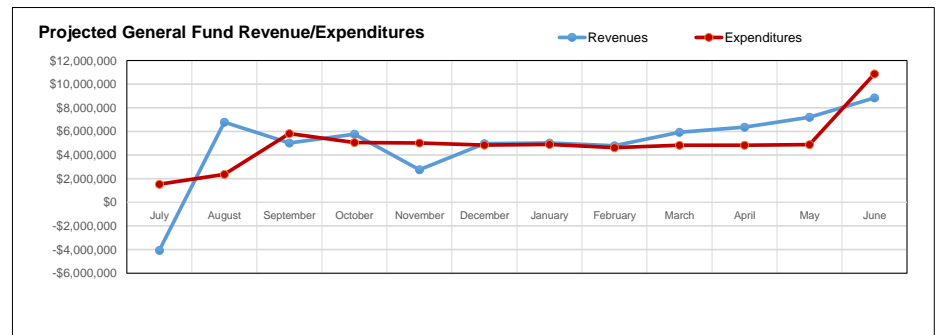
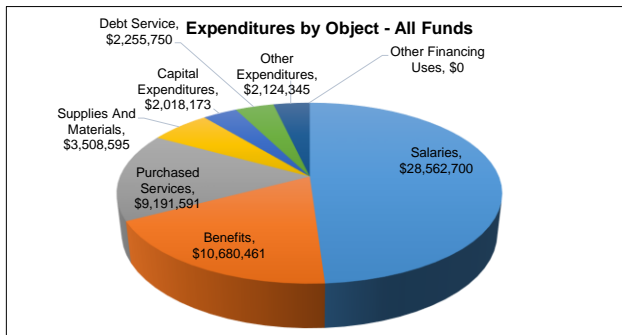
Statement of Revenues, Expenditures, Other Financing Sources (Uses) And Changes In Fund Balance

For the Period Ending May 31, 2023

All Funds Summary Breakdown

(With Comparative Totals For the Period Ended July, 2022 - May, 2023)

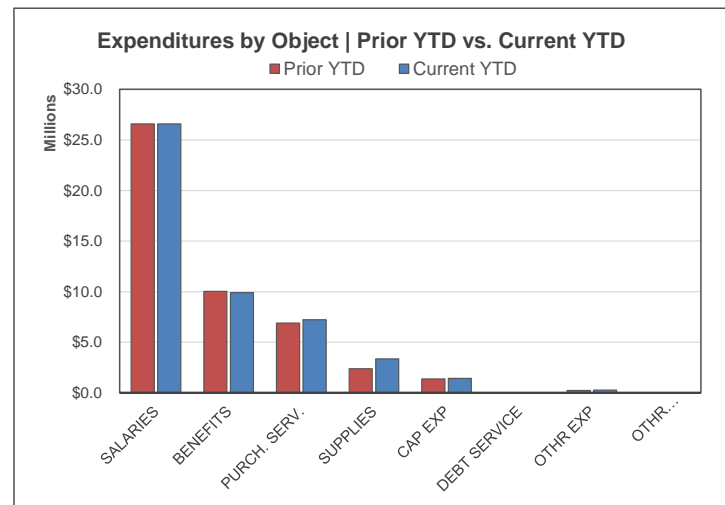
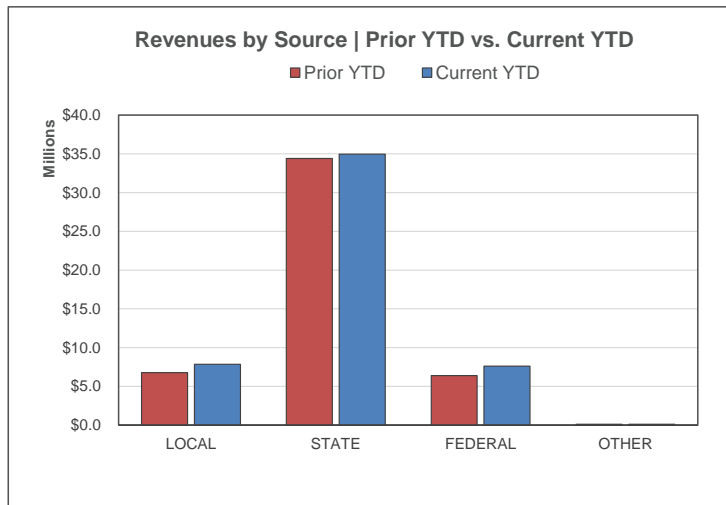
	All Funds FY2022			All Funds FY2023			% Incr/(Decr)					
	All Funds FY2022	All Funds FY2023	% Incr/(Decr)	General Fund	Food Service Fund	Community Service Fund	Building Construction Fund	Debt Service Fund	Trust Fund	Custodial Fund	Internal Service Fund	Postemployment Benefits Irrevocable Trust Fund
REVENUES												
Local	\$12,079,026	\$13,726,092	13.64%	7,857,144	37,056	1,565,045	19,575	1,662,922	0	0	2,492,728	91,621
State	\$35,239,276	\$35,782,864	1.54%	34,951,113	78,798	576,823	0	176,129	0	0	0	0
Federal	\$9,130,689	\$9,330,921	2.19%	7,614,935	1,584,350	131,636	0	0	0	0	0	0
Other	\$158,787	\$447,012	181.52%	124,543	322,469	0	0	0	0	0	0	0
TOTAL REVENUE	\$56,607,779	\$59,286,889	4.73%	50,547,735	2,022,673	2,273,504	19,575	1,839,051	0	0	2,492,728	91,621
EXPENDITURES												
Salaries	\$28,327,037	\$28,562,700	0.83%	26,577,178	49,617	1,935,905	0	0	0	0	0	0
Benefits	\$10,701,505	\$10,680,461	(0.20%)	9,892,941	21,245	604,263	0	0	0	0	0	162,012
Purchased Services	\$9,186,341	\$9,191,591	0.06%	7,212,775	1,532,147	265,312	165,679	0	0	0	0	15,678
Supplies And Materials	\$2,522,467	\$3,508,595	39.09%	3,359,323	9,950	139,321	0	0	0	0	0	0
Capital Expenditures	\$3,409,699	\$2,018,173	(40.81%)	1,416,686	50,613	45,172	505,701	0	0	0	0	0
Debt Service	\$2,253,625	\$2,255,750	0.09%	0	0	0	0	2,255,750	0	0	0	0
Other Expenditures	\$2,284,543	\$2,124,345	(7.01%)	259,300	0	1,780	0	0	0	0	1,863,266	0
Other Financing Uses	\$0	\$0		0	0	0	0	0	0	0	0	0
TOTAL EXPENDITURES	\$58,685,217	\$58,341,614	(0.59%)	48,718,202	1,663,572	2,991,753	671,381	2,255,750	0	0	1,863,266	177,690
SURPLUS / (DEFICIT)	(2,077,438)	945,274	(145.50%)	1,829,534	359,100	(718,249)	(651,805)	(416,699)	0	0	629,463	(86,069)
FUND BALANCE												
Beginning of Period				7,567,945	1,606,440	1,023,492	1,058,438	544,174	0	0	354,241	2,388,588
End of Period				9,397,479	1,965,540	305,243	406,633	127,475	0	0	983,704	2,302,519



General Fund | Financial Summary

For the Period Ending May 31, 2023

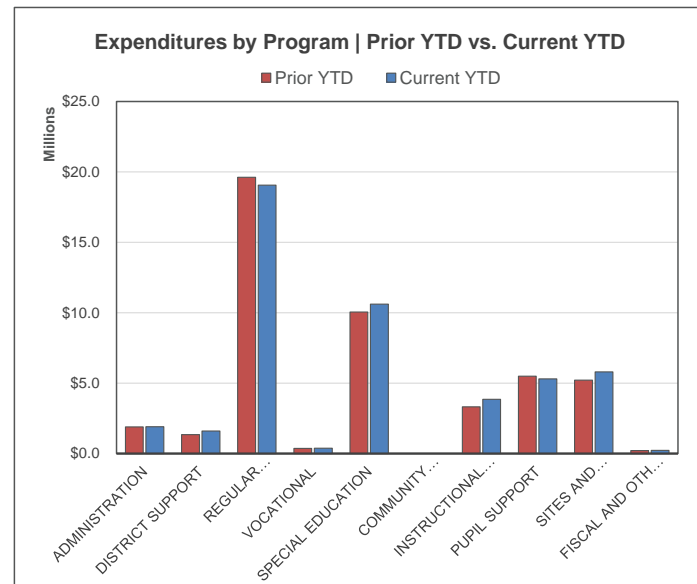
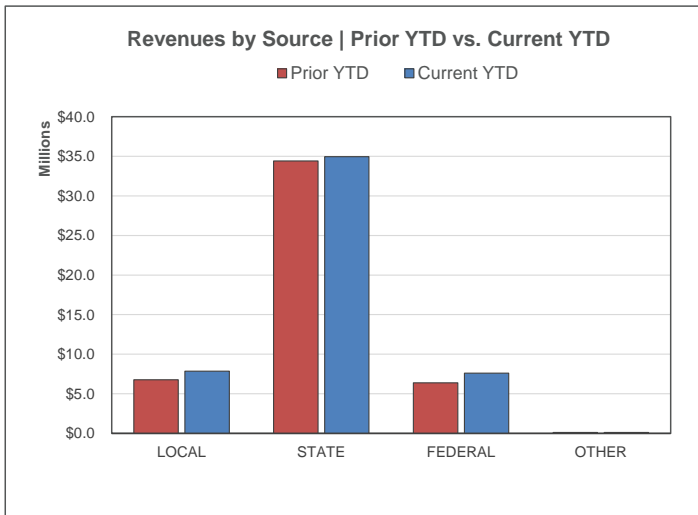
	YTD % of PY Actual			YTD % of Budget		
	Prior YTD	Prior Year Actual	YTD % of PY Actual	Current YTD	Annual Budget	YTD % of Budget
REVENUES						
Local	\$6,764,496	\$9,058,135	74.68%	\$7,857,144	\$9,681,793	81.15%
State	\$34,415,721	\$40,291,711	85.42%	\$34,951,113	\$41,099,469	85.04%
Federal	\$6,385,982	\$9,745,913	65.52%	\$7,614,935	\$7,991,718	95.29%
Other	\$120,496	\$123,541	97.54%	\$124,543	\$123,800	100.60%
TOTAL REVENUE	\$47,686,695	\$59,219,300	80.53%	\$50,547,735	\$58,896,780	85.82%
EXPENDITURES						
Salaries	\$26,585,495	\$33,399,510	79.60%	\$26,577,178	\$33,630,625	79.03%
Benefits	\$10,025,984	\$12,405,121	80.82%	\$9,892,941	\$12,358,396	80.05%
Purchased Services	\$6,899,216	\$8,360,138	82.53%	\$7,212,775	\$8,485,681	85.00%
Supplies And Materials	\$2,383,196	\$2,788,902	85.45%	\$3,359,323	\$3,172,575	105.89%
Capital Expenditures	\$1,374,748	\$1,726,541	79.62%	\$1,416,686	\$1,258,101	112.61%
Debt Service	\$0	\$0		\$0	\$0	
Other Expenditures	\$237,377	\$436,859	54.34%	\$259,300	\$345,149	75.13%
Other Financing Uses	\$0	\$0		\$0	\$0	
TOTAL EXPENDITURES	\$47,506,016	\$59,117,071	80.36%	\$48,718,202	\$59,250,527	82.22%
SURPLUS / (DEFICIT)	\$180,678	\$102,229		\$1,829,534	(\$353,747)	
ENDING FUND BALANCE	\$7,646,394			\$9,397,479		



General Fund | Financial Summary

For the Period Ending May 31, 2023

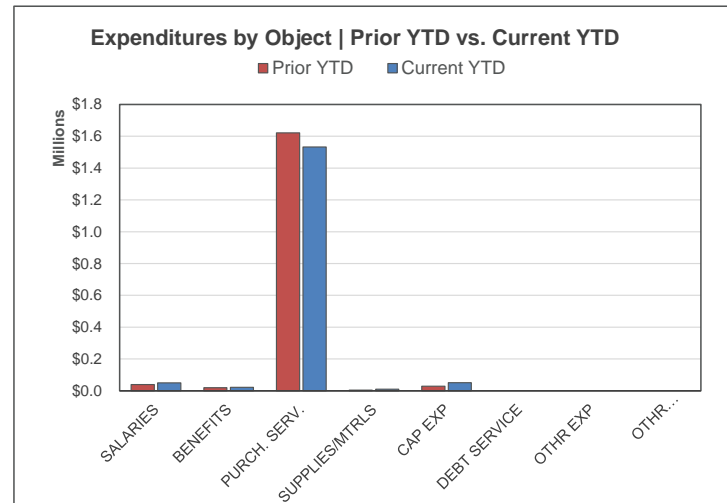
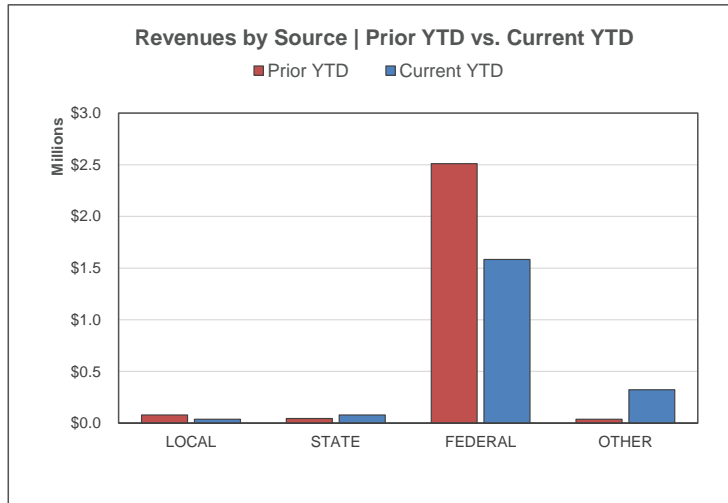
	Prior Year			Current Year		
	Prior YTD	Prior Year Actual	YTD % of PY Actual	Current YTD	Annual Budget	YTD % of Budget
REVENUES						
Local	\$6,764,496	\$9,058,135	74.68%	\$7,857,144	\$9,681,793	81.15%
State	\$34,415,721	\$40,291,711	85.42%	\$34,951,113	\$41,099,469	85.04%
Federal	\$6,385,982	\$9,745,913	65.52%	\$7,614,935	\$7,991,718	95.29%
Other	\$120,496	\$123,541	97.54%	\$124,543	\$123,800	100.60%
TOTAL REVENUE	\$47,686,695	\$59,219,300	80.53%	\$50,547,735	\$58,896,780	85.82%
EXPENDITURES						
Administration	\$1,886,882	\$2,140,757	88.14%	\$1,901,525	\$1,861,956	102.13%
District Support Services	\$1,341,001	\$1,492,894	89.83%	\$1,603,048	\$1,684,534	95.16%
Elem & Sec Regular Instruction	\$19,623,909	\$25,455,543	77.09%	\$19,060,353	\$24,534,860	77.69%
Vocational Instruction	\$370,663	\$518,246	71.52%	\$373,500	\$484,062	77.16%
Special Education Instruction	\$10,043,441	\$12,554,107	80.00%	\$10,613,326	\$12,704,416	83.54%
Community Education Instruction	\$0	\$0		\$0	\$0	
Instructional Support Services	\$3,319,123	\$4,300,024	77.19%	\$3,847,394	\$5,201,892	73.96%
Pupil Support Services	\$5,488,456	\$6,653,810	82.49%	\$5,298,295	\$6,531,294	81.12%
Sites and Buildings	\$5,219,003	\$5,787,811	90.17%	\$5,796,976	\$6,009,513	96.46%
Fiscal and Other Fixed Cost Programs	\$213,539	\$213,881	99.84%	\$223,786	\$238,000	94.03%
TOTAL EXPENDITURES	\$47,506,016	\$59,117,071	80.36%	\$48,718,202	\$59,250,527	82.22%
SURPLUS / (DEFICIT)	\$180,678	\$102,229		\$1,829,534	(\$353,747)	
ENDING FUND BALANCE	\$7,646,394			\$9,397,479		



Food Service Fund | Financial Summary

For the Period Ending May 31, 2023

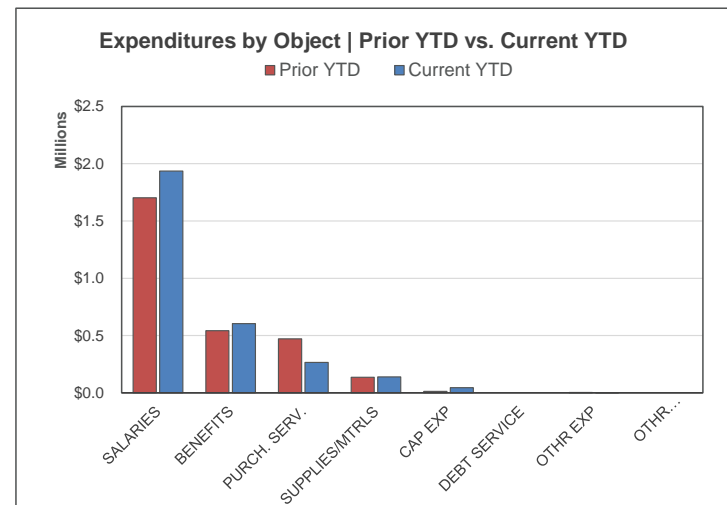
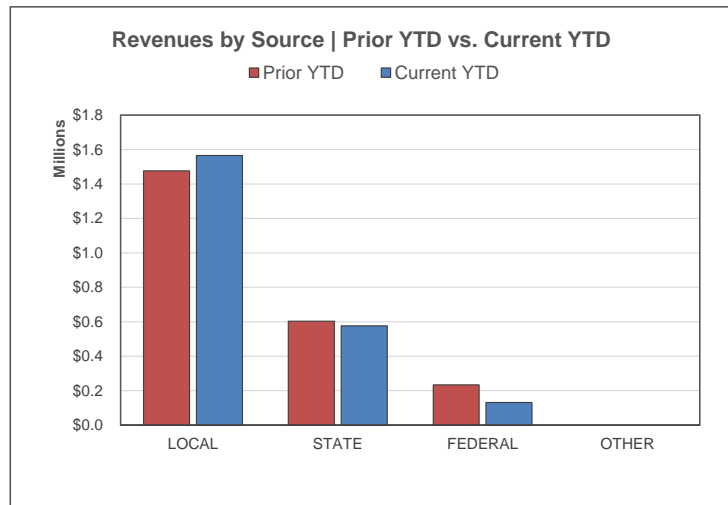
	Prior YTD	Prior Year Actual	YTD % of PY Actual	Current YTD	Annual Budget	YTD % of Budget
REVENUES						
Local	\$79,539	\$92,202	86.27%	\$37,056	\$116,500	31.81%
State	\$44,172	\$50,257	87.89%	\$78,798	\$55,544	141.87%
Federal	\$2,511,170	\$2,984,449	84.14%	\$1,584,350	\$3,038,684	52.14%
Other	\$38,292	\$108,348	35.34%	\$322,469	\$156,852	205.59%
TOTAL REVENUE	\$2,673,172	\$3,235,256	82.63%	\$2,022,673	\$3,367,580	60.06%
EXPENDITURES						
Salaries	\$39,071	\$42,600	91.72%	\$49,617	\$77,000	64.44%
Benefits	\$19,623	\$21,413	91.64%	\$21,245	\$33,067	64.25%
Purchased Services	\$1,621,551	\$1,910,430	84.88%	\$1,532,147	\$2,822,984	54.27%
Supplies And Materials	\$3,892	\$218,941	1.78%	\$9,950	\$219,150	4.54%
Capital Expenditures	\$28,997	\$62,070	46.72%	\$50,613	\$210,490	24.05%
Debt Service	\$0	\$0		\$0	\$0	
Other Expenditures	\$0	\$0		\$0	\$0	
Other Financing Uses	\$0	\$0		\$0	\$0	
TOTAL EXPENDITURES	\$1,713,133	\$2,255,453	75.96%	\$1,663,572	\$3,362,691	49.47%
SURPLUS / (DEFICIT)	\$960,039	\$979,803		\$359,100	\$4,889	
ENDING FUND BALANCE	\$1,586,676			\$1,965,540		



Community Service Fund | Financial Summary

For the Period Ending May 31, 2023

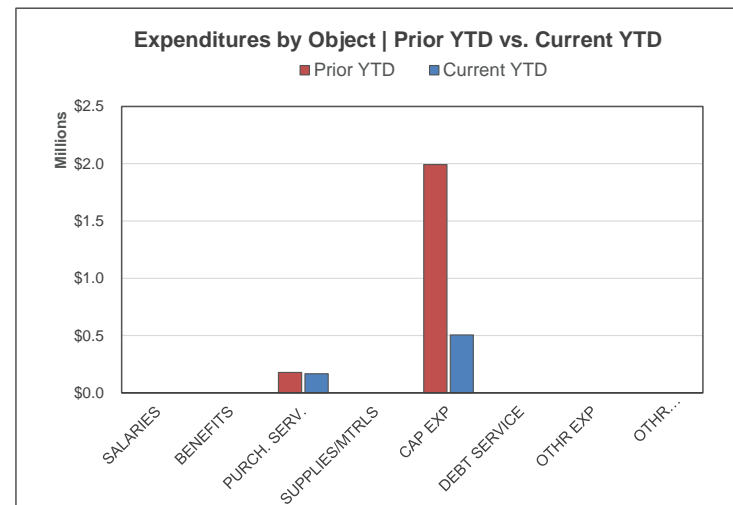
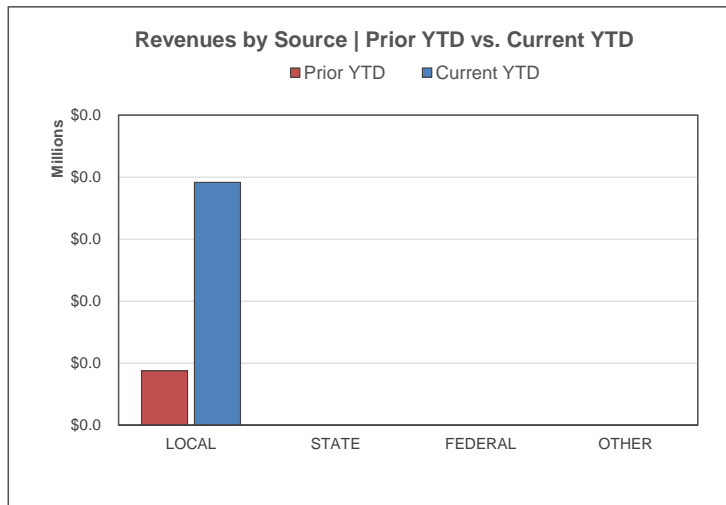
	Prior YTD	Prior Year Actual	YTD % of PY Actual	Current YTD	Annual Budget	YTD % of Budget
	REVENUES					
Local	\$1,476,468	\$1,581,770	93.34%	\$1,565,045	\$2,267,677	69.02%
State	\$603,108	\$1,307,898	46.11%	\$576,823	\$1,249,239	46.17%
Federal	\$233,537	\$459,022	50.88%	\$131,636	\$235,388	55.92%
Other	\$0	\$0		\$0	\$0	
TOTAL REVENUE	\$2,313,113	\$3,348,690	69.08%	\$2,273,504	\$3,752,304	60.59%
EXPENDITURES						
Salaries	\$1,702,471	\$1,989,938	85.55%	\$1,935,905	\$2,294,477	84.37%
Benefits	\$542,685	\$625,683	86.73%	\$604,263	\$738,609	81.81%
Purchased Services	\$471,362	\$652,466	72.24%	\$265,312	\$707,492	37.50%
Supplies And Materials	\$135,380	\$165,225	81.94%	\$139,321	\$184,883	75.36%
Capital Expenditures	\$12,777	\$20,178	63.32%	\$45,172	\$13,291	339.87%
Debt Service	\$0	\$0		\$0	\$0	
Other Expenditures	\$2,404	\$25,129	9.57%	\$1,780	\$16,895	10.53%
Other Financing Uses	\$0	\$0		\$0	\$0	
TOTAL EXPENDITURES	\$2,867,077	\$3,478,620	82.42%	\$2,991,753	\$3,955,647	75.63%
SURPLUS / (DEFICIT)	(\$553,965)	(\$129,929)		(\$718,249)	(\$203,343)	
ENDING FUND BALANCE	\$599,456			\$305,243		



Building Construction Fund | Financial Summary

For the Period Ending May 31, 2023

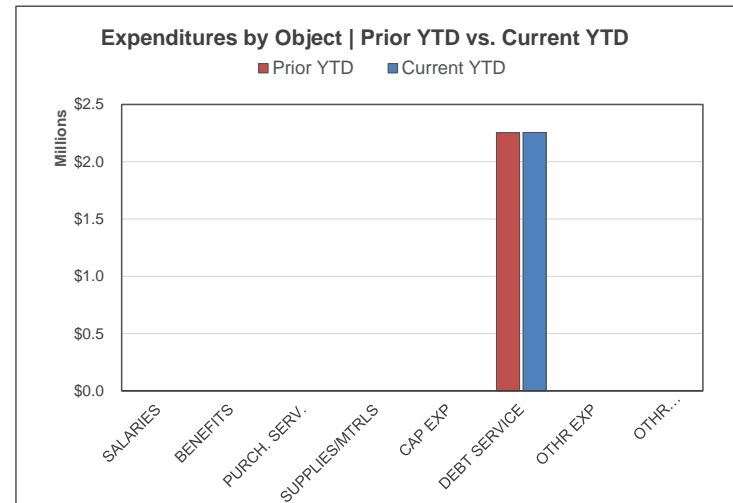
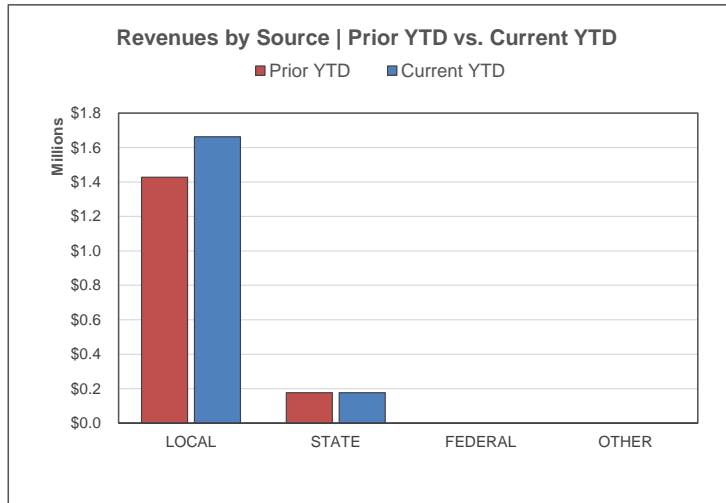
	Prior YTD	Prior Year Actual	YTD % of PY Actual	Current YTD	Annual Budget	YTD % of Budget
REVENUES						
Local	\$4,378	\$14,294	30.63%	\$19,575	\$1,300	1505.79%
State	\$0	\$0		\$0	\$0	
Federal	\$0	\$0		\$0	\$0	
Other	\$0	\$0		\$0	\$0	
TOTAL REVENUE	\$4,378	\$14,294	30.63%	\$19,575	\$1,300	1505.79%
EXPENDITURES						
Salaries	\$0	\$0		\$0	\$0	
Benefits	\$0	\$0		\$0	\$0	
Purchased Services	\$177,970	\$180,561	98.57%	\$165,679	\$100,000	165.68%
Supplies And Materials	\$0	\$0		\$0	\$0	
Capital Expenditures	\$1,993,177	\$2,426,173	82.15%	\$505,701	\$1,081,385	46.76%
Debt Service	\$0	\$0		\$0	\$0	
Other Expenditures	\$0	\$0		\$0	\$0	
Other Financing Uses	\$0	\$0		\$0	\$0	
TOTAL EXPENDITURES	\$2,171,147	\$2,606,734	83.29%	\$671,381	\$1,181,385	56.83%
SURPLUS / (DEFICIT)	(\$2,166,769)	(\$2,592,440)		(\$651,805)	(\$1,180,085)	
ENDING FUND BALANCE	\$1,484,109			\$406,633		



Debt Service Fund | Financial Summary

For the Period Ending May 31, 2023

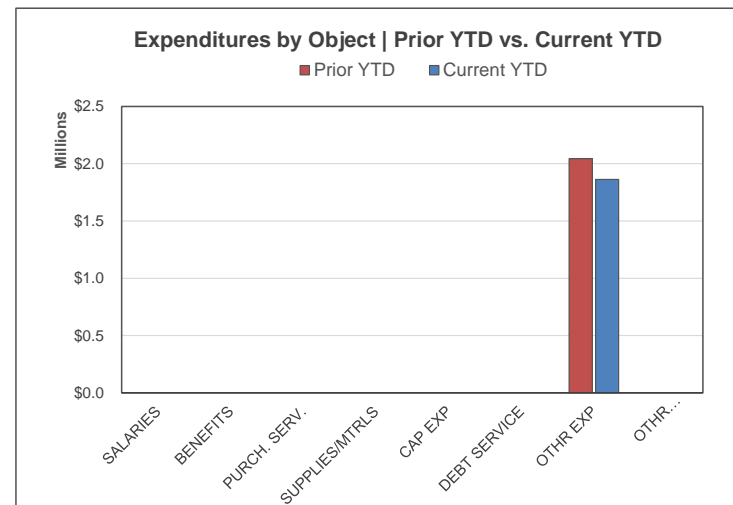
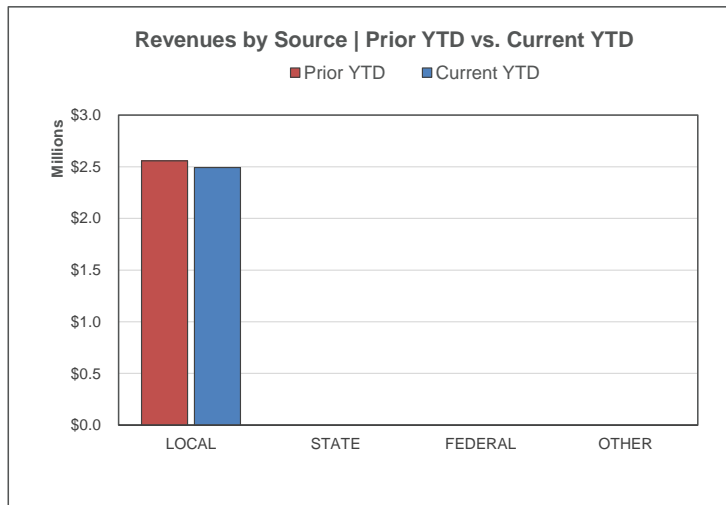
	YTD % of PY Actual			YTD % of Budget		
	Prior YTD	Prior Year Actual	YTD % of PY Actual	Current YTD	Annual Budget	YTD % of Budget
REVENUES						
Local	\$1,428,097	\$2,059,212	69.35%	\$1,662,922	\$2,025,073	82.12%
State	\$176,276	\$196,495	89.71%	\$176,129	\$195,700	90.00%
Federal	\$0	\$0		\$0	\$0	
Other	\$0	\$0		\$0	\$0	
TOTAL REVENUE	\$1,604,373	\$2,255,707	71.13%	\$1,839,051	\$2,220,773	82.81%
EXPENDITURES						
Salaries	\$0	\$0		\$0	\$0	
Benefits	\$0	\$0		\$0	\$0	
Purchased Services	\$0	\$0		\$0	\$0	
Supplies And Materials	\$0	\$0		\$0	\$0	
Capital Expenditures	\$0	\$0		\$0	\$0	
Debt Service	\$2,253,625	\$2,253,625	100.00%	\$2,255,750	\$2,234,650	100.94%
Other Expenditures	\$0	\$0		\$0	\$0	
Other Financing Uses	\$0	\$0		\$0	\$0	
TOTAL EXPENDITURES	\$2,253,625	\$2,253,625	100.00%	\$2,255,750	\$2,234,650	100.94%
SURPLUS / (DEFICIT)	(\$649,252)	\$2,082		(\$416,699)	(\$13,877)	
ENDING FUND BALANCE	(\$107,161)			\$127,475		



Internal Service Fund | Financial Summary

For the Period Ending May 31, 2023

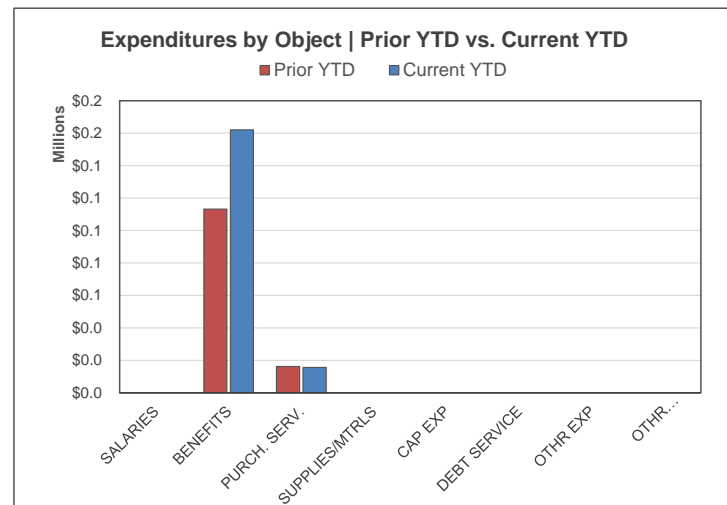
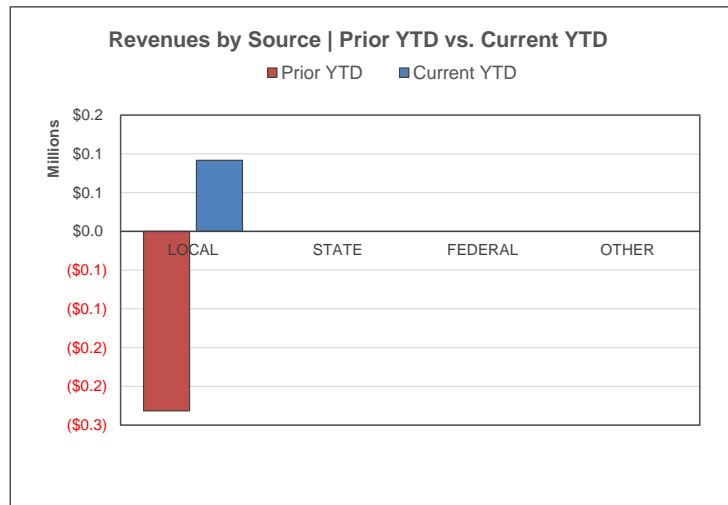
	Prior YTD	Prior Year Actual	YTD % of PY Actual	Current YTD	Annual Budget	YTD % of Budget
	REVENUES					
Local	\$2,557,581	\$2,760,648	92.64%	\$2,492,728	\$2,854,768	87.32%
State	\$0	\$0		\$0	\$0	
Federal	\$0	\$0		\$0	\$0	
Other	\$0	\$0		\$0	\$0	
TOTAL REVENUE	\$2,557,581	\$2,760,648	92.64%	\$2,492,728	\$2,854,768	87.32%
EXPENDITURES						
Salaries	\$0	\$0		\$0	\$0	
Benefits	\$0	\$0		\$0	\$0	
Purchased Services	\$0	\$0		\$0	\$0	
Supplies And Materials	\$0	\$0		\$0	\$0	
Capital Expenditures	\$0	\$0		\$0	\$0	
Debt Service	\$0	\$0		\$0	\$0	
Other Expenditures	\$2,044,762	\$2,432,507	84.06%	\$1,863,266	\$2,848,777	65.41%
Other Financing Uses	\$0	\$0		\$0	\$0	
TOTAL EXPENDITURES	\$2,044,762	\$2,432,507	84.06%	\$1,863,266	\$2,848,777	65.41%
SURPLUS / (DEFICIT)	\$512,819	\$328,141		\$629,463	\$5,991	
ENDING FUND BALANCE	\$538,919			\$983,704		



Postemployment Benefits Irrevocable Trust Fund | Financial Summary

For the Period Ending May 31, 2023

	YTD % of PY Actual			YTD % of Budget		
	Prior YTD	Prior Year Actual	YTD % of PY Actual	Current YTD	Annual Budget	YTD % of Budget
REVENUES						
Local	(\$231,533)	(\$362,226)	63.92%	\$91,621	\$250,000	36.65%
State	\$0	\$0		\$0	\$0	
Federal	\$0	\$0		\$0	\$0	
Other	\$0	\$0		\$0	\$0	
TOTAL REVENUE	(\$231,533)	(\$362,226)	63.92%	\$91,621	\$250,000	36.65%
EXPENDITURES						
Salaries	\$0	\$0		\$0	\$0	
Benefits	\$113,213	\$123,724	91.50%	\$162,012	\$385,000	42.08%
Purchased Services	\$16,243	\$19,168	84.74%	\$15,678	\$19,000	82.52%
Supplies And Materials	\$0	\$0		\$0	\$0	
Capital Expenditures	\$0	\$0		\$0	\$0	
Debt Service	\$0	\$0		\$0	\$0	
Other Expenditures	\$0	\$0		\$0	\$0	
Other Financing Uses	\$0	\$0		\$0	\$0	
TOTAL EXPENDITURES	\$129,456	\$142,891	90.60%	\$177,690	\$404,000	43.98%
SURPLUS / (DEFICIT)	(\$360,989)	(\$505,118)		(\$86,069)	(\$154,000)	
ENDING FUND BALANCE	\$2,532,717			\$2,302,519		



Mission Statement

"Faribault Public Schools provides a high-quality and equitable education that nurtures, inspires, challenges, and empowers all students to engage and grow as learners and citizens."

#WeAreFaribault



FARIBAULT PUBLIC SCHOOLS

FY 2022-2023 FINAL BUDGET

JUNE 20, 2023



FARIBAULT PUBLIC SCHOOLS
SCHOOL BOARD AND DISTRICT ADMINISTRATION

SCHOOL BOARD

	<u>Position on Board</u>	<u>Term Expires on December 31</u>
Chad Wolff	<i>Chair</i>	2026
John Bellingham	<i>Vice Chair</i>	2026
Linda Boudreau	<i>Director</i>	2026
Linda Moore	<i>Director</i>	2026
Richard Olson	<i>Director</i>	2024
Jerry Robicheau	<i>Treasurer</i>	2024
Casie Steeves	<i>Clerk</i>	2024

DISTRICT ADMINISTRATION

Jamie Bente	Superintendent
Scott Gerdes	Director of Finance and Operations
Julie Hall	Director of Teaching and Learning
Robert Dehnert	Director of Special Services
Nicole Yochum	Director of Human Resources
Zach Pruitt	Director of Community Education

FARIBAULT PUBLIC SCHOOLS

SCHOOL ADMINISTRATION

Faribault High School

Joel Olson	Principal
Ryan Wynn	Assistant Principal
Amy Bouma	Assistant Principal

Faribault Middle School

Stacy Fox	Principal
Shawn Evans	Assistant Principal
Jesse Armbruster	Dean of Students

Jefferson Elementary

Nick Jurrens	Principal
Scott Morrissey	Dean of Students

Lincoln Elementary

Yesica Louis	Principal
--------------	-----------

Roosevelt Elementary

Shawn Peck	Principal
------------	-----------

McKinley Early Childhood Center

Olivia Sage	Coordinator
-------------	-------------

Faribault Area Learning Center

Cora Packard-Emery	Coordinator
--------------------	-------------

Faribault Education Center

Cassie Riopelle	Coordinator
-----------------	-------------

Budget Highlights:

General Fund *(items in green are part of the ESSER and General Fund budget reductions)*

Revenues

- ❖ American Rescue Plan Act (ARP) - FIN 159 \$ 26,840
- ❖ Reduction of 7 ADM \$ 56,000
- ❖ ADM assumption projected using 3,223

Expenditures

- ❖ Electrical expenses \$ 51,000
- ❖ Snowplacing expenses \$ 100,000
- ❖ American Rescue Plan Act (ARP) - FIN 159 \$ 26,840

Other

- ❖ Unassigned Fund balance projected to be \$6,255,879 or 10.76% of budgeted expenditures

Food Service Fund

- ❖ Operating the Summer Food Service Program (SSO) & National School Lunch Program (NSLP)
- ❖ Vended Meals contracts with Cannon River STEM School, Discovery Public School, & Head Start

Community Education Fund

- ❖ Art Grant \$ 5,000
- ❖ Otto Bremer Trust Grant \$ 50,000
- ❖ HCI Little Falcons Grant \$ 22,900
- ❖ HCI Ignite Grant \$ 61,000

Building/Construction Fund

- ❖ Early Childhood addition to Roosevelt funded by 2020A COP
- ❖ Jefferson Neighborhood Project funded by 2019A Abatement Bonds

Debt Service Fund

- ❖ Bond principal and interest payments scheduled for FY23

Internal Service Fund

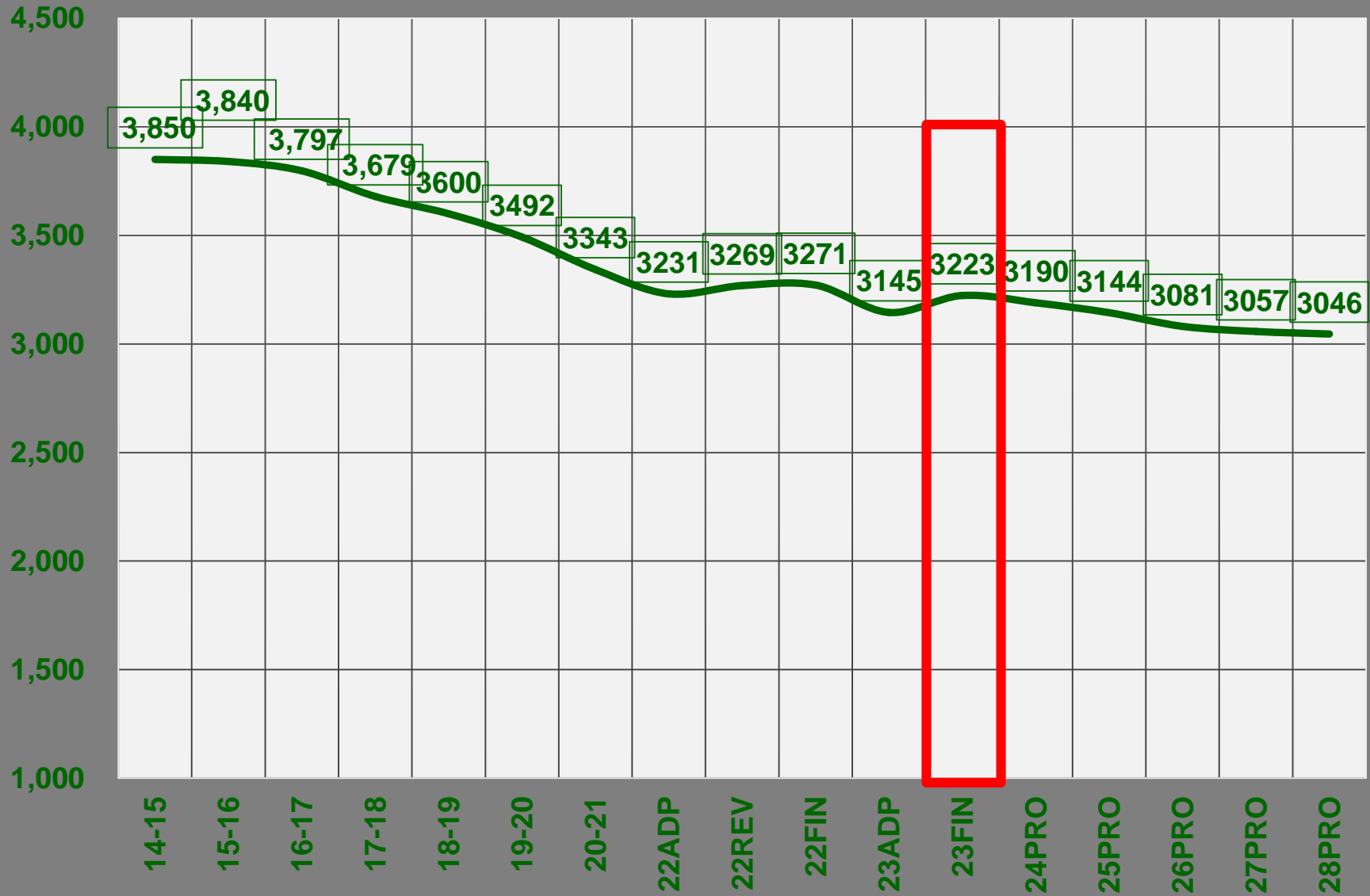
- ❖ Collection of insurance premiums and related payments of claims
- ❖ Anticipated claims for 193 employee policy holders out of 286 possible.

Irrevocable Trust Fund

- ❖ District share of retiree insurance payments
- ❖ Implicit Rate Subsidy per actuarial study



Faribault Public Schools End of Year Average Daily Membership



Faribault Public Schools
Budget / Fund Balance Overview
2022-2023 Adopted Budget

	Beginning Fund Balance	Revenues	Expenditures	Transfers	End of Year Proj. Balance	Net Increase or Decrease
General Fund - 01						
422 Unassigned Fund Balance	6,683,315	45,845,225	46,623,820	-	5,904,720	(778,595)
	11.30%				10.37%	-0.93%
Restricted						
401 Student Activities	99,561	95,000	90,376	-	104,185	4,624
403 Staff Development	16,993	475,760	475,760	-	16,993	-
424 Operating Capital	480,234	942,055	1,213,430	-	208,859	(271,375)
428 Learning and Development	-	613,629	613,629	-	-	-
434 Area Learning Center	-	1,033,809	1,033,809	-	-	-
438 Gifted and Talented	-	45,060	45,060	-	-	-
441 Basic Skills Programs	-	5,639,856	5,639,856	-	-	-
448 Achievement and Integration Revenue	-	744,371	744,371	-	-	-
449 Safe Schools Levy	27,665	120,245	120,245	-	27,665	-
459 Basic Skills Extended Time	-	-	-	-	-	-
467 Long-Term Facilities Maint	(92,134)	1,281,055	1,204,306	-	(15,385)	76,749
472 Medical Assistance	-	450,000	450,000	-	-	-
Subtotal Restricted	<u>532,319</u>	<u>11,440,840</u>	<u>11,630,842</u>	<u>-</u>	<u>342,317</u>	<u>(190,002)</u>
460 Nonspendable	<u>44,951</u>	<u>-</u>	<u>-</u>	<u>-</u>	<u>44,951</u>	<u>-</u>
Assigned Funds						
462 Assigned (CVSEC LT Receivable)	318,827	-	-	-	318,827	-
Total General Fund	<u><u>7,579,412</u></u>	<u><u>57,286,065</u></u>	<u><u>58,254,662</u></u>	<u><u>-</u></u>	<u><u>6,610,815</u></u>	<u><u>(968,597)</u></u>
Food Service Fund - 02						
464 Restricted	<u><u>801,609</u></u>	<u><u>2,441,992</u></u>	<u><u>2,430,039</u></u>	<u><u>-</u></u>	<u><u>813,562</u></u>	<u><u>11,953</u></u>

Community Services - 04						
464 Restricted	46,145	240,139	246,337	-	39,947	(6,198)
Restricted / Reserved						
431 Community Education	469,656	1,224,315	1,227,684	-	466,287	(3,369)
432 Early Childhood	96,257	247,034	237,024	-	106,267	10,010
444 School Readiness	545,255	1,015,633	1,064,799	-	496,089	(49,166)
447 Adult Basic Education	193,079	485,701	477,293	-	201,487	8,408
Restricted/Reserved - Subtotal	1,304,247	2,972,683	3,006,800	-	1,270,130	(34,117)
Total Community Education	1,350,392	3,212,822	3,253,137	-	1,310,077	(40,315)
Construction - 06						
464 Restricted	<u>1,180,085</u>	<u>1,300</u>	<u>1,181,385</u>	<u>-</u>	<u>-</u>	<u>(1,180,085)</u>
Debt Service - 07						
464 Restricted	<u>540,450</u>	<u>2,220,773</u>	<u>2,234,650</u>	<u>-</u>	<u>526,573</u>	<u>(13,877)</u>
Internal Service Fund - 20						
	<u>73,693</u>	<u>2,854,768</u>	<u>2,848,777</u>	<u>-</u>	<u>79,684</u>	<u>5,991</u>
OPEB Irrevocable Trust - 45						
	<u>1,956,315</u>	<u>250,000</u>	<u>404,000</u>	<u>-</u>	<u>1,802,315</u>	<u>(154,000)</u>
Total All Funds:	13,481,956	68,267,720	70,606,650	-	11,143,026	(2,338,930)

Faribault Public Schools
Budget / Fund Balance Overview
2022-2023 Final Budget

	Beginning Fund Balance	Revenues	Expenditures	Transfers	End of Year Proj. Balance	Net Increase or Decrease
General Fund - 01						
422 Unassigned Fund Balan	6,613,361	47,045,178	47,445,716	43,056	6,255,879	(357,482)
	11.33%				10.76%	-0.57%
Restricted						
401 Student Activities	105,172	95,000	90,376	-	109,796	4,624
403 Staff Development	54,917	487,328	490,763	-	51,482	(3,435)
424 Operating Capital	300,670	995,248	1,110,905	-	185,013	(115,657)
428 Learning and Development	-	620,336	620,336	-	-	-
434 Area Learning Center	-	848,898	848,898	-	-	-
434 Targeted Services	-	531,254	252,627	-	278,627	278,627
438 Gifted and Talented	-	46,155	46,155	-	-	-
441 Basic Skills Programs	-	5,715,953	5,715,953	-	-	-
448 Achievement and Integration Revenue	-	783,788	783,788	-	-	-
449 Safe Schools Levy	39,716	107,577	120,245	-	27,048	(12,668)
459 Basic Skills Extended Time	-	-	-	-	-	-
467 Long-Term Facilities Maint	(6,473)	1,257,393	1,299,306	-	(48,386)	(41,913)
472 Medical Assistance	-	703,000	703,000	-	-	-
Subtotal Restricted	494,002	12,191,930	12,082,352	-	603,580	109,578
460 Nonspendable	43,056	-	-	(43,056)	-	(43,056)
Assigned Funds						
462 Assigned (CVSEC LT Receivable)	318,827	-	-	-	318,827	-
Total General Fund	7,469,246	59,237,108	59,528,068	-	7,178,286	(290,960)
Food Service Fund - 02						
464 Restricted	1,606,440	2,267,580	2,262,691	-	1,611,329	4,889

Community Services - 04						
464 Restricted	1,634	199,213	213,735	-	(12,888)	(14,522)
Restricted / Reserved						
431 Community Education	466,730	1,203,209	1,277,219	-	392,720	(74,010)
432 Early Childhood	186,111	246,214	229,317	-	203,008	16,897
444 School Readiness	220,703	1,162,078	1,303,968	-	78,813	(141,890)
447 Adult Basic Education	148,314	474,047	476,251	-	146,110	(2,204)
Restricted/Reserved - Subtotal	1,021,858	3,085,548	3,286,755	-	820,651	(201,207)
Total Community Education	1,023,492	3,284,761	3,500,490	-	807,763	(215,729)
Construction - 06						
464 Restricted	<u>1,058,438</u>	<u>1,300</u>	<u>1,059,738</u>	<u>-</u>	<u>-</u>	<u>(1,058,438)</u>
Debt Service - 07						
464 Restricted	<u>544,174</u>	<u>2,220,773</u>	<u>2,234,650</u>	<u>-</u>	<u>530,297</u>	<u>(13,877)</u>
Internal Service Fund - 20						
	<u>354,241</u>	<u>2,704,768</u>	<u>2,273,777</u>	<u>-</u>	<u>785,232</u>	<u>430,991</u>
OPEB Irrevocable Trust - 45						
	<u>2,388,588</u>	<u>150,000</u>	<u>404,000</u>	<u>-</u>	<u>2,134,588</u>	<u>(254,000)</u>
<u>Total All Funds:</u>	14,444,619	69,866,290	71,183,414	-	13,127,495	(1,317,124)

**Faribault Public Schools
Budget Summary of Governmental Funds
FY 2022-2023 Final Budget**

	Total All	General Fund	Food Service	Community	Building	Debt Service	Internal	Irrevocable
REVENUES								
Local Property Tax Levies	\$ 10,465,193	\$ 8,064,929		\$ 378,487		\$ 2,021,777		
Other Local and County Revenues	\$ 6,445,560	\$ 1,845,077	\$ 273,352	\$ 1,468,563	\$ 1,300	\$ 2,500	\$ 2,704,768	\$ 150,000
Revenues from State Sources	\$ 42,677,636	\$ 41,200,276	\$ 55,544	\$ 1,225,320		\$ 196,496		
Revenues from Federal Sources	\$ 10,277,901	\$ 8,126,826	\$ 1,938,684	\$ 212,391				
Total Revenues	\$ 69,866,290	\$ 59,237,108	\$ 2,267,580	\$ 3,284,761	\$ 1,300	\$ 2,220,773	\$ 2,704,768	\$ 150,000
EXPENDITURES								
Administration	\$ 1,858,235	\$ 1,858,235						
District Support Services	\$ 1,602,070	\$ 1,602,070						
Regular Instruction	\$ 24,204,062	\$ 24,204,062						
Vocational Education Instruction	\$ 834,062	\$ 834,062						
Special Education Instruction	\$ 12,757,165	\$ 12,757,165						
Community Education and Services	\$ 3,356,410			\$ 3,356,410				
Instructional Support Services	\$ 5,232,403	\$ 5,232,403						
Pupil Support Services	\$ 8,938,065	\$ 6,531,294	\$ 2,262,691	\$ 144,080				
Sites and Buildings	\$ 7,330,515	\$ 6,270,777			\$ 1,059,738			
Fiscal/Other Fixed Costs Programs	\$ 5,150,427	\$ 238,000				\$ 2,234,650	\$ 2,273,777	\$ 404,000
Total Expenditures	\$ 71,263,414	\$ 59,528,068	\$ 2,262,691	\$ 3,500,490	\$ 1,059,738	\$ 2,234,650	\$ 2,273,777	\$ 404,000
OTHER FINANCING SOURCES (USES)	\$ -	\$ -	\$ -	\$ -	\$ -	\$ -	\$ -	\$ -
Excess (Deficiency) of Revenues								
Over (Under) Expenditures	\$ (1,397,124)	\$ (290,960)	\$ 4,889	\$ (215,729)	\$ (1,058,438)	\$ (13,877)	\$ 430,991	\$ (254,000)
Fund Balance July 1	\$ 14,736,108	\$ 7,764,459	\$ 1,606,440	\$ 1,023,492	\$ 1,058,438	\$ 540,450	\$ 354,241	\$ 2,388,588

**Faribault Public Schools
Expenditures by Object of Governmental Funds
FY 2022-2023 Final Budget**

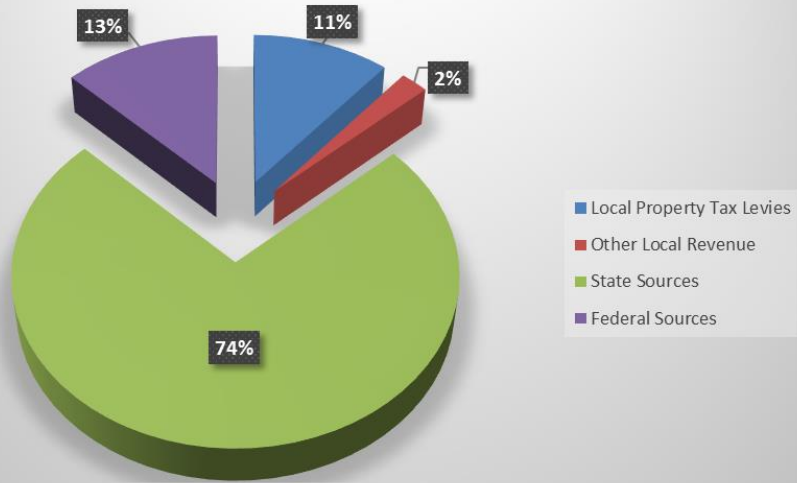
	Total All Governmental Funds	General Fund	Food Service Fund	Community Service Fund	Building Fund	Debt Service Fund	Internal Service Fund	Irrevocable Trust Fund
EXPENDITURES								
Salaries and Wages	\$ 35,761,026	\$ 33,554,456	\$ 77,000	\$ 2,129,570				
Employee Benefits	\$ 13,555,794	\$ 12,426,025	\$ 33,067	\$ 711,702				\$ 385,000
Purchased Services	\$ 10,995,037	\$ 8,831,259	\$ 1,722,984	\$ 421,794	\$ -			\$ 19,000
Supplies and Materials	\$ 3,379,835	\$ 2,958,420	\$ 219,150	\$ 202,265				
Capital Expenditures	\$ 2,620,168	\$ 1,327,615	\$ 210,490	\$ 22,334	\$ 1,059,729			
Debt Service	\$ 2,234,650	\$ -	\$ -	\$ -		\$ 2,234,650		
Other Expenditures	\$ 2,716,904	\$ 430,293	\$ -	\$ 12,834			\$ 2,273,777	
Total Expenditures	\$ 71,263,414	\$ 59,528,068	\$ 2,262,691	\$ 3,500,499	\$ 1,059,729	\$ 2,234,650	\$ 2,273,777	\$ 404,000



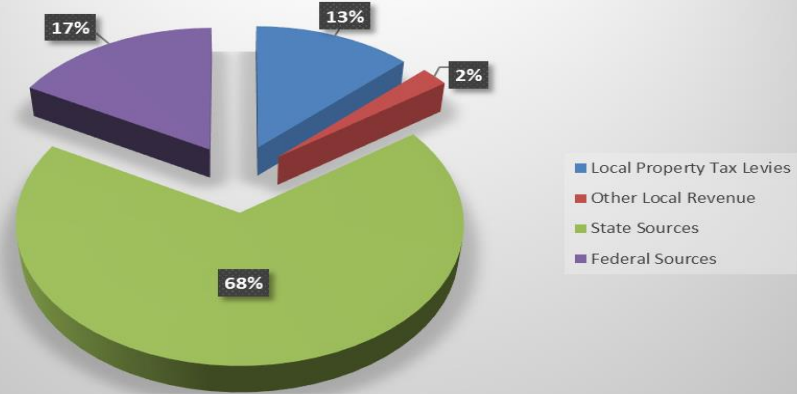
**Faribault Public Schools
General Fund Comparative Information**

	Actual FY 2020-21	Actual FY 2021-2022	Final Budget FY 2022-2023
REVENUES			
Local Property Tax Levies	\$ 6,110,353	\$ 7,418,642	\$ 8,064,929
Other Local and County Revenues	\$ 1,494,969	\$ 1,468,859	\$ 1,845,077
Revenues from State Sources	\$ 40,938,996	\$ 40,419,334	\$ 41,200,276
Revenues from Federal Sources	\$ 6,374,438	\$ 11,153,346	\$ 8,126,826
Total Revenues	\$ 54,918,756	\$ 60,460,181	\$ 59,237,108
EXPENDITURES			
Administration	\$ 2,159,858	\$ 2,066,291	\$ 1,858,235
District Support Services	\$ 1,669,801	\$ 1,512,696	\$ 1,602,070
Regular Instruction	\$ 22,500,629	\$ 26,900,301	\$ 24,204,062
Vocational Education Instruction	\$ 493,783	\$ 559,053	\$ 834,062
Special Education Instruction	\$ 11,946,508	\$ 11,919,531	\$ 12,757,165
Instructional Support Services	\$ 4,430,984	\$ 4,888,786	\$ 5,232,403
Pupil Support Services	\$ 5,560,157	\$ 6,700,314	\$ 6,531,294
Sites and Buildings	\$ 6,511,968	\$ 5,756,535	\$ 6,270,777
Fiscal/Other Fixed Costs Programs	\$ 170,910	\$ 197,007	\$ 238,000
Total Expenditures	\$ 55,444,598	\$ 60,500,514	\$ 59,528,068
OTHER FINANCING SOURCES (USES)	\$ -	\$ -	\$ -
Excess (Deficiency) of Revenues	<hr/>		
Over (Under) Expenditures	<u>\$ (525,842)</u>	<u>\$ (40,333)</u>	<u>\$ (290,960)</u>
Fund Balance - July 1	\$ 8,330,634	\$ 7,804,792	\$ 7,764,459
Fund Balance - June 30	\$ 7,804,792	\$ 7,764,459	\$ 7,473,499

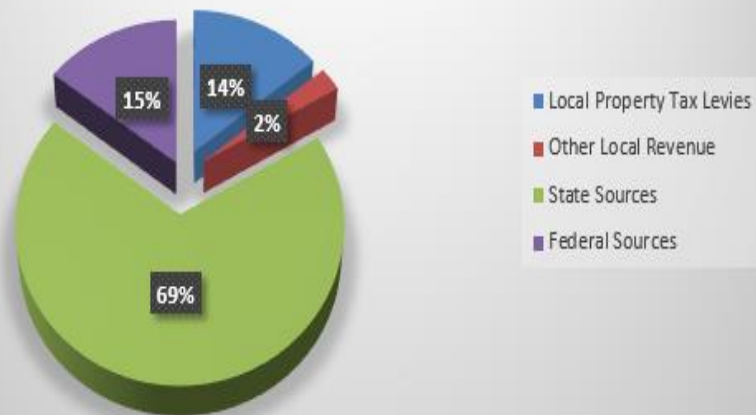
FY 2020-21 General Fund Revenues by Source



FY 2021-22 General Fund Revenues by Source



FY2022-23 General Fund Revenue by Source

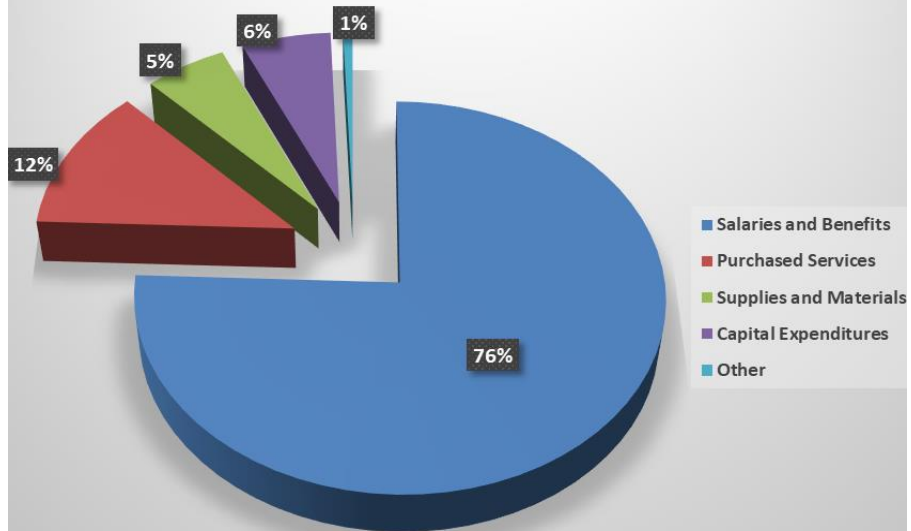


**Faribault Public Schools
General Fund Comparative Information
Expenditures by Object**

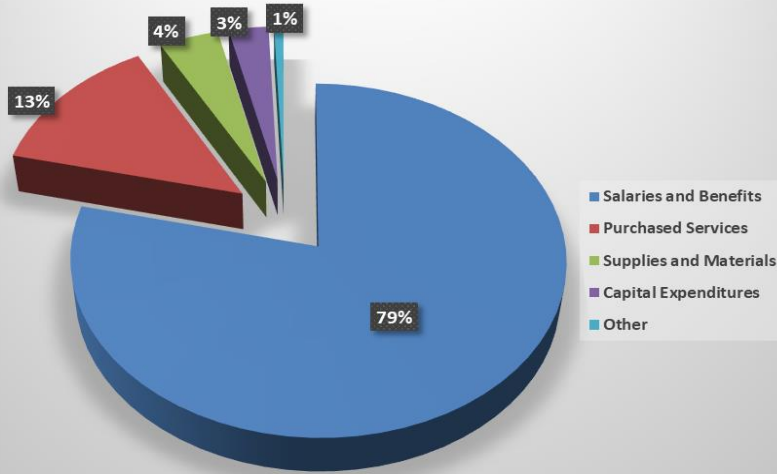
	Actual FY 2020-2021	Actual FY 2021-2022	Final Budget FY 2022-2023
EXPENDITURES			
Salaries and Wages	\$ 30,583,055	\$ 34,072,797	\$ 33,554,456
Employee Benefits	\$ 11,552,662	\$ 12,526,173	\$ 12,426,025
Purchased Services	\$ 6,723,080	\$ 8,122,307	\$ 8,831,259
Supplies and Materials	\$ 2,847,293	\$ 3,250,605	\$ 2,958,420
Capital Expenditures	\$ 3,314,371	\$ 2,048,530	\$ 1,327,615
Other Expenditures	\$ 366,501	\$ 385,102	\$ 430,293
Total Expenditures	\$ 55,386,962	\$ 60,405,514	\$ 59,528,068



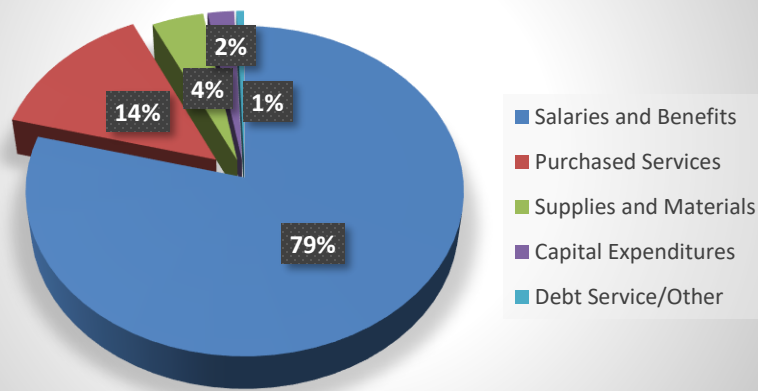
FY 2020-2021 General Fund Expenditures by Object



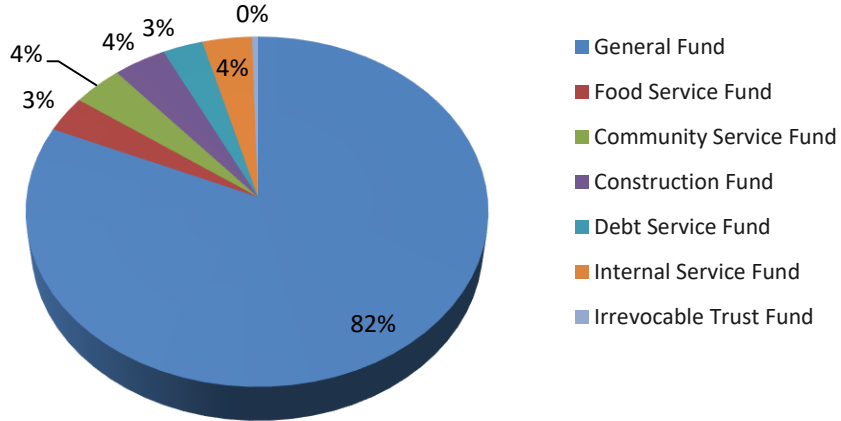
FY 2021-2022 General Fund Expenditures by Object



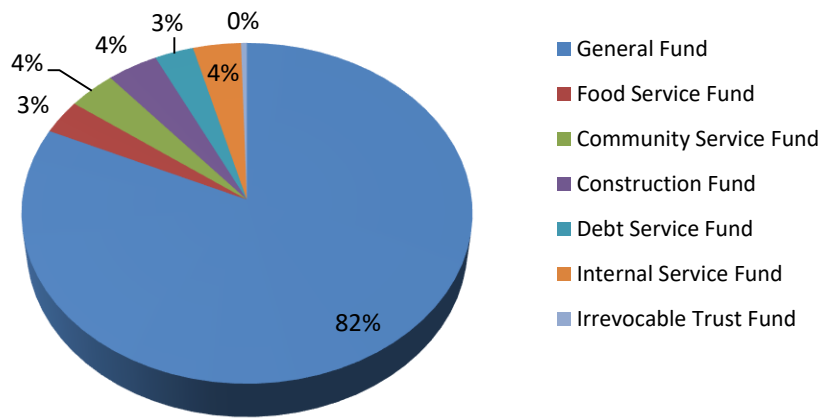
FY 2022-23 General Fund Expenditures by Object



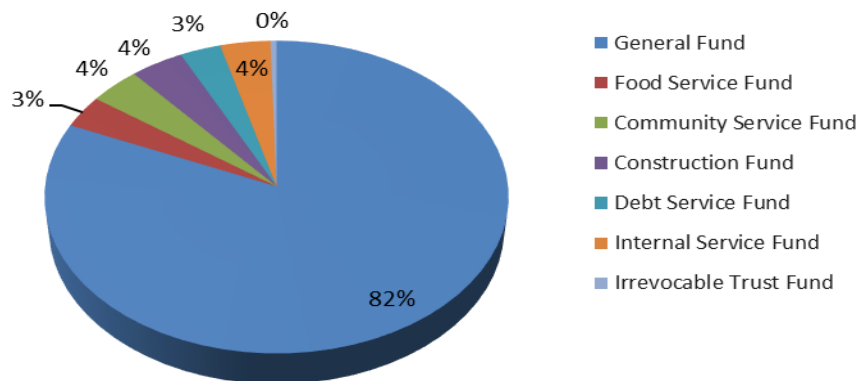
FY2020-21 Expenditures by Fund



FY2021-22 Expenditures by Fund



FY2022-23 Expenditures by Fund



Faribault Public Schools Food Service Fund Comparative Information

	Actual FY 2020-21	Actual FY 2021-2022	Final Budget FY 2022-2023
REVENUES			
Other Local Revenues	\$ 2,200	\$ 19,100	\$ 273,352
Revenues from State Sources	\$ -		\$ 55,544
Revenues from Federal Sources	\$ 2,200,000	\$ 2,473,751	\$ 1,938,684
Total Revenues	\$ 2,202,200	\$ 2,492,851	\$ 2,267,580
EXPENDITURES			
Pupil Support Services	\$ 2,060,164	\$ 2,476,738	\$ 2,262,691
Total Expenditures	\$ 2,060,164	\$ 2,476,738	\$ 2,262,691
Excess (Deficiency) of Revenues			
Over (Under) Expenditures	\$ 142,036	\$ 16,113	\$ 4,889
Fund Balance - July 1			
	\$ 643,460	\$ 785,496	\$ 1,606,440
Fund Balance - June 30			
	\$ 785,496	\$ 1,606,440	\$ 1,611,329



**Faribault Public Schools
Community Education Fund Comparative Information**

	Actual FY 2020-2021	Actual FY 2021-2022	Final Budget FY 2022-2023
REVENUES			
Local Property Tax Levies	\$ 358,864	\$ 366,911	\$ 378,487
Other Local Revenues	\$ 1,373,663	\$ 1,214,859	\$ 1,468,563
Revenues from State Sources	\$ 1,137,803	\$ 1,307,899	\$ 1,225,320
Revenues from Federal Sources	\$ 265,265	\$ 459,022	\$ 212,391
Total Revenues	\$ 3,135,595	\$ 3,348,691	\$ 3,284,761
EXPENDITURES			
General Community Education	\$ 905,062	\$ 940,990	\$ 826,348
Adults with Disabilities	\$ 45,699	\$ 90,259	\$ 87,853
Adult Basic/Continuing Education	\$ 426,862	\$ 594,632	\$ 476,251
School Age Care	\$ 146,362	\$ 259,350	\$ 303,184
Early Childhood Family Education	\$ 175,400	\$ 190,845	\$ 229,317
School Readiness	\$ 834,373	\$ 1,126,828	\$ 1,304,340
Preschool Screening	\$ 16,090	\$ 19,365	\$ 13,667
Youth Development/Youth Services	\$ 55,713	\$ 83,996	\$ 59,834
Other Community Programs	\$ 96,920	\$ 57,898	\$ 55,616
Pupil Support Services	\$ 129,296	\$ 114,457	\$ 144,080
Total Expenditures	\$ 2,831,777	\$ 3,478,620	\$ 3,500,490
Excess (Deficiency) of Revenues			
Over (Under) Expenditures	<u>\$ 303,818</u>	<u>\$ (129,929)</u>	<u>\$ (215,729)</u>
Fund Balance - July 1	\$ 732,510	\$ 1,036,328	\$ 1,023,492
Fund Balance - June 30	\$ 1,036,328	\$ 1,023,492	\$ 807,763



**Faribault Public Schools
Building/Construction Fund Comparative Information**

	Actual FY 2020-21	Actual FY 2021-2022	Final Budget FY 2022-2023
REVENUES			
Other Local Revenues	\$ (13,546)	\$ 32,000	\$ 1,300
Total Revenues	\$ (13,546)	\$ 32,000	\$ 1,300
EXPENDITURES			
Sites and Buildings	\$ 922,623	\$ 2,957,958	\$ 1,059,738
Total Expenditures	\$ 922,623	\$ 2,957,958	\$ 1,059,738
OTHER FINANCING SOURCES (USES)	\$ 3,861,162	\$ -	\$ -
Excess (Deficiency) of Revenues			
Over (Under) Expenditures	<u>\$ 2,924,993</u>	<u>\$ (2,925,958)</u>	<u>\$ (1,058,438)</u>
Fund Balance - July 1	\$ 1,707,623	\$ 4,632,616	\$ 1,058,438
Fund Balance - June 30	\$ 4,632,616	\$ 1,058,438	\$ -

**Faribault Public Schools
Debt Service Fund Comparative Information**

	Actual FY 2020-21	Actual FY 2021-2022	Final Budget FY 2022-2023
REVENUES			
Local Property Tax Levies	\$ 2,070,494	\$ 2,054,053	\$ 2,021,777
State Aids	\$ 204,366	\$ 204,366	\$ 196,496
Other Local and County Revenues	\$ 1,763	\$ 2,500	\$ 2,500
Total Revenues	\$ 2,276,623	\$ 2,260,919	\$ 2,220,773
EXPENDITURES			
Fiscal/Other Fixed Costs Programs	\$ 2,252,725	\$ 2,255,050	\$ 2,234,650
Total Expenditures	\$ 2,252,725	\$ 2,255,050	\$ 2,234,650
OTHER FINANCING SOURCES (USES)	\$ -	\$ -	\$ -
Excess (Deficiency) of Revenues	<hr/>		
Over (Under) Expenditures	<u>\$ 23,898</u>	<u>\$ 5,869</u>	<u>\$ (13,877)</u>
Fund Balance - July 1	\$ 510,683	\$ 534,581	\$ 540,450
Fund Balance - June 30	\$ 534,581	\$ 540,450	\$ 526,573



**Faribault Public Schools
Internal Service Fund Comparative Information**

	Actual FY 2020-21	Actual FY 2021-2022	Final Budget FY 2022-2023
REVENUES			
Other Local Revenues	\$ 2,730,132	\$ 2,760,648	\$ 2,704,768
Total Revenues	\$ 2,730,132	\$ 2,760,648	\$ 2,704,768
EXPENDITURES			
Fiscal/Other Fixed Costs Programs	\$ 2,704,032	\$ 2,432,507	\$ 2,273,777
Total Expenditures	\$ 2,704,032	\$ 2,432,507	\$ 2,273,777
Excess (Deficiency) of Revenues			
Over (Under) Expenditures	\$ 26,100	\$ 328,141	\$ 430,991
Fund Balance - July 1	\$ -	\$ 26,100	\$ 354,241
Fund Balance - June 30	\$ 26,100	\$ 354,241	\$ 785,232



**Faribault Public Schools
Irrevocable Trust Fund Comparative Information**

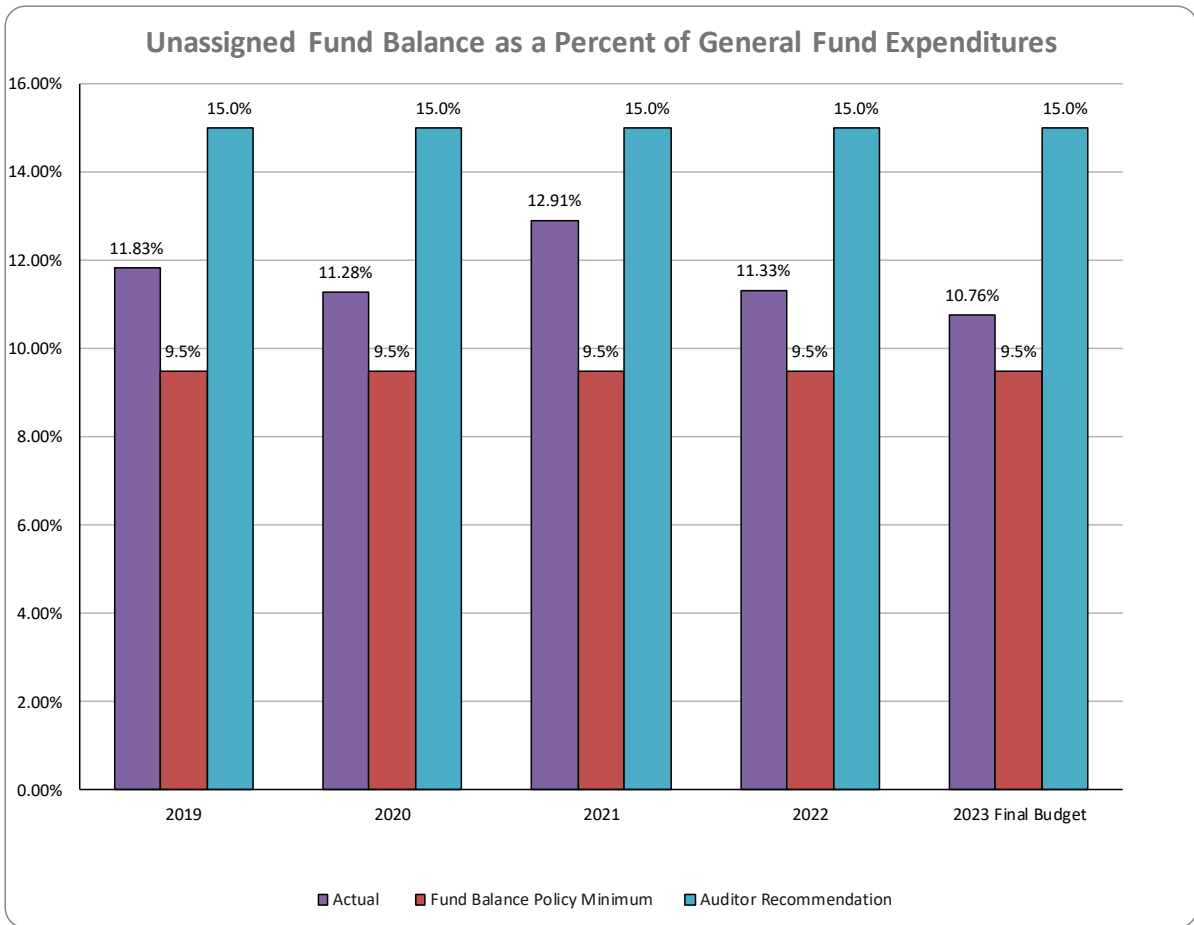
	Actual FY 2020-21	Actual FY 2021-2022	Final Budget FY 2022-2023
REVENUES			
Other Local Revenues	\$ 50,000	\$ 266,181	\$ 150,000
Total Revenues	\$ 50,000	\$ 266,181	\$ 150,000
EXPENDITURES			
Fiscal/Other Fixed Costs Programs	\$ 565,900	\$ 335,000	\$ 404,000
Total Expenditures	\$ 565,900	\$ 335,000	\$ 404,000
Excess (Deficiency) of Revenues			
Over (Under) Expenditures	<u>\$ (515,900)</u>	<u>\$ (68,819)</u>	<u>\$ (254,000)</u>
Fund Balance - July 1	\$ 2,541,034	\$ 2,025,134	\$ 2,388,588
Fund Balance - June 30	\$ 2,025,134	\$ 2,388,588	\$ 2,134,588



Faribault Public Schools
Unassigned Fund Balance as a Percent of General Fund Expenditures

	2019	2020	2021	2022	2023 Final Budget
Ending Unassigned Fund Balance	6,575,522	5,950,171	6,808,558	6,613,361	6,255,879
General Fund Expenditures*	55,567,704	52,755,040	53,538,523	58,375,599	58,138,386
Fund Balance Policy Minimum	5,278,932	5,011,729	5,086,160	5,545,682	5,523,147
Auditor Recommendation	8,335,156	7,913,256	8,030,778	8,756,340	8,720,758

	2019	2020	2021	2022	2023 Final Budget
Actual	11.83%	11.28%	12.91%	11.33%	10.76%
Fund Balance Policy Minimum	9.5%	9.5%	9.5%	9.5%	9.5%
Auditor Recommendation	15.0%	15.0%	15.0%	15.0%	15.0%



*Less LTFM and Student Activities per Policy 714 Fund Balances.

Mission Statement

"Faribault Public Schools provides a high-quality and equitable education that nurtures, inspires, challenges, and empowers all students to engage and grow as learners and citizens."

#WeAreFaribault



FARIBAULT PUBLIC SCHOOLS

FY 2023-2024 ADOPTED BUDGET

JUNE 20, 2023



FARIBAULT PUBLIC SCHOOLS
SCHOOL BOARD AND DISTRICT ADMINISTRATION

SCHOOL BOARD

	<u>Position on Board</u>	<u>Term Expires on December 31</u>
Chad Wolff	<i>Chair</i>	2026
John Bellingham	<i>Vice Chair</i>	2026
Linda Boudreau	<i>Director</i>	2026
Linda Moore	<i>Treasurer</i>	2026
Richard Olson	<i>Director</i>	2024
Jerry Robicheau	<i>Director</i>	2024
Casie Steeves	<i>Clerk</i>	2024

DISTRICT ADMINISTRATION

Jamie Bente	Superintendent
Scott Gerdes	Director of Finance and Operations
Julie Hall	Director of Teaching and Learning
Robert Dehnert	Director of Special Services
Nicole Yochum	Director of Human Resources
Zach Pruit	Director of Community Education

FARIBAUT PUBLIC SCHOOLS

SCHOOL ADMINISTRATION

Faribault High School

Joel Olson	Principal
Ryan Wynn	Assistant Principal
Amy Bouma	Assistant Principal

Faribault Middle School

Stacy Fox	Principal
OPEN	Assistant Principal
Jesse Armbruster	Dean of Students

Jefferson Elementary

Nick Jurrens	Principal
Scott Morrissey	Dean of Students

Lincoln Elementary

Yesica Louis	Principal
Richard Torres Jr.	Dean of Students

Roosevelt Elementary

Ashley Benhart	Principal
Taylor Ries	Dean of Students

McKinley Early Childhood Center

Olivia Sage	Coordinator
-------------	-------------

Faribault Area Learning Center

Cora Packard-Emery	Coordinator
--------------------	-------------

Faribault Education Center

Cassie Riopelle	Coordinator
-----------------	-------------

Budget Highlights:

General Fund *(items in green are part of the ESSER and General Fund budget reductions)*

Revenues

❖ American Rescue Plan Act (ARP) - FIN 159,160,161	\$2,308,013
❖ 4% on the ADM Funding Formula	\$ 496,125
❖ Increase Compensatory Revenue	\$ 2,321,691
❖ Increase EL Funding Base	\$ 468,290
❖ Increase EL Funding Concentration	\$ 166,470
❖ Increase in SPED Cross Subsidy	\$ 2,332,029
❖ Increase in SPED Shift Revenue	\$ 480,000
❖ Increase in Mental Health Aid (New)	\$ 40,202
❖ Increase in Library Aid (New)	\$ 54,242
❖ Increase in Operating Capital	\$ 7,281
❖ ADM assumption projected using 3,190	

Expenditures

❖ Board approved budget reductions	\$ 902,000
❖ Board approved budget enhancements	\$ 485,000
❖ FOA Staffing enhancements	\$ 208,000
❖ Purchase of service inflationary increases	\$ 82,234
❖ Building utility increases	\$ 98,240
❖ Increase in salary and benefits	\$2,222,395
❖ Transportation increases	\$ 428,254
❖ Unemployment Insurance benefits	\$ 0
❖ American Rescue Plan Act (ARP) - FIN 159,160,161	\$2,308,013

Other

- ❖ Unassigned Fund balance projected to be \$7,887,683 or 12.87% of budgeted expenditures

Food Service Fund

- ❖ Operating the Summer Food Service Program (SSO) & National School Lunch Program (NSLP), National School Breakfast Program (NSBP), CEP Program, Free School Meal (FSM) Program, and CACFP Program.
- ❖ Vended Meals contracts with Cannon River STEM School, Discovery Public School, & Head Start

Community Education Fund

❖ Addition of the new Youth Program Coordinator	\$112,245
❖ ESCE Home Program addition	\$ 63,450

Building/Construction Fund

- ❖ Deferred Maintenance Health and Safety Bonds 2024A

Debt Service Fund


- ❖ Bond principal and interest payments scheduled for FY24

Internal Service Fund

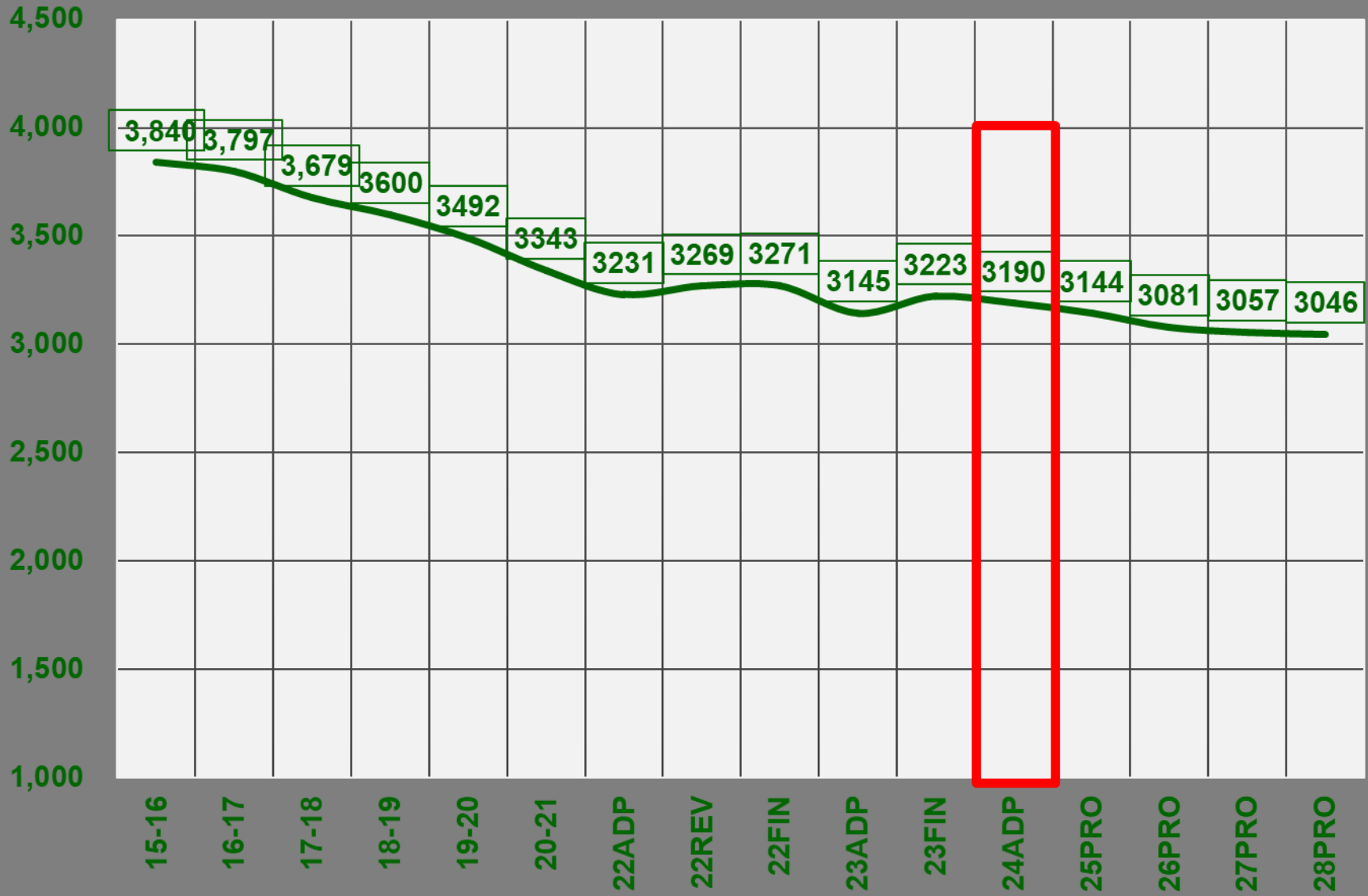
- ❖ Collection of insurance premiums and related payments of claims
- ❖ Anticipated claims for 193 employee policy holders out of 286 possible.

Irrevocable Trust Fund

- ❖ District share of retiree insurance payments
 - Implicit Rate Subsidy per actuarial study



Faribault Public Schools End of Year Average Daily Membership



Faribault Public Schools
Budget / Fund Balance Overview
2022-2023 Final Budget

	Beginning Fund Balance	Revenues	Expenditures	Transfers	End of Year Proj. Balance	Net Increase or Decrease
General Fund - 01						
422 Unassigned Fund Balan	6,613,361	47,045,178	47,445,716	43,056	6,255,879	(357,482)
	11.33%				10.76%	-0.57%
Restricted						
401 Student Activities	105,172	95,000	90,376	-	109,796	4,624
403 Staff Development	54,917	487,328	490,763	-	51,482	(3,435)
424 Operating Capital	300,670	995,248	1,110,905	-	185,013	(115,657)
428 Learning and Development	-	620,336	620,336	-	-	-
434 Area Learning Center	-	848,898	848,898	-	-	-
434 Targeted Services	-	531,254	252,627	-	278,627	278,627
438 Gifted and Talented	-	46,155	46,155	-	-	-
441 Basic Skills Programs	-	5,715,953	5,715,953	-	-	-
448 Achievement and Integration Revenue	-	783,788	783,788	-	-	-
449 Safe Schools Levy	39,716	107,577	120,245	-	27,048	(12,668)
459 Basic Skills Extended Time	-	-	-	-	-	-
467 Long-Term Facilities Maint	(6,473)	1,257,393	1,299,306	-	(48,386)	(41,913)
472 Medical Assistance	-	703,000	703,000	-	-	-
Subtotal Restricted	494,002	12,191,930	12,082,352	-	603,580	109,578
460 Nonspendable	43,056	-	-	(43,056)	-	(43,056)
Assigned Funds						
462 Assigned (CVSEC LT Receivable)	318,827	-	-	-	318,827	-
Total General Fund	7,469,246	59,237,108	59,528,068	-	7,178,286	(290,960)
Food Service Fund - 02						
464 Restricted	1,606,440	2,267,580	2,262,691	-	1,611,329	4,889

Community Services - 04						
464 Restricted	1,634	199,213	213,735	-	(12,888)	(14,522)
Restricted / Reserved						
431 Community Education	466,730	1,203,209	1,277,219	-	392,720	(74,010)
432 Early Childhood	186,111	246,214	229,317	-	203,008	16,897
444 School Readiness	220,703	1,162,078	1,303,968	-	78,813	(141,890)
447 Adult Basic Education	148,314	474,047	476,251	-	146,110	(2,204)
Restricted/Reserved - Subtotal	1,021,858	3,085,548	3,286,755	-	820,651	(201,207)
Total Community Education	1,023,492	3,284,761	3,500,490	-	807,763	(215,729)
Construction - 06						
464 Restricted	<u>1,058,438</u>	<u>1,300</u>	<u>1,059,738</u>	<u>-</u>	<u>-</u>	<u>(1,058,438)</u>
Debt Service - 07						
464 Restricted	<u>544,174</u>	<u>2,220,773</u>	<u>2,234,650</u>	<u>-</u>	<u>530,297</u>	<u>(13,877)</u>
Internal Service Fund - 20						
	<u>354,241</u>	<u>2,704,768</u>	<u>2,273,777</u>	<u>-</u>	<u>785,232</u>	<u>430,991</u>
OPEB Irrevocable Trust - 45						
	<u>2,388,588</u>	<u>150,000</u>	<u>404,000</u>	<u>-</u>	<u>2,134,588</u>	<u>(254,000)</u>
<u>Total All Funds:</u>	14,444,619	69,866,290	71,183,414	-	13,127,495	(1,317,124)

Faribault Public Schools
Budget / Fund Balance Overview
2023-2024 Adopted Budget

	Beginning Fund Balance	Revenues	Expenditures	Transfers	End of Year Proj. Balance	Net Increase or Decrease
General Fund - 01						
422 Unassigned Fund Balan	6,255,879	49,373,809	47,742,005	-	7,887,683	1,631,804
	10.72%				12.87%	2.16%
Restricted						
401 Student Activities	109,796	90,000	85,547	-	114,249	4,453
403 Staff Development	51,482	501,516	474,203	-	78,795	27,313
424 Operating Capital	185,013	974,424	1,087,965	-	71,472	(113,541)
428 Learning and Development		623,835	623,835	-	-	-
434 Area Learning Center		865,265	865,265	-	-	-
434 Targeted Services	278,627	602,125	569,251	-	311,501	32,874
438 Gifted and Talented		45,669	45,669	-	-	-
441 Basic Skills Programs		8,439,053	8,439,053	-	-	-
TBD Library Aid		54,242	54,242	-	-	-
448 Achievement and Integration Revenue		753,472	753,472	-	-	-
449 Safe Schools Levy	27,048	114,772	123,852	-	17,968	(9,080)
459 Basic Skills Extended Time		-	-	-	-	-
467 Long-Term Facilities Maint	(48,386)	1,306,382	1,351,432	-	(93,436)	(45,050)
472 Medical Assistance	-	500,000	500,000	-	-	-
Subtotal Restricted	603,580	14,870,755	14,973,786	-	500,549	(103,031)
460 Nonspendable	35,426	-	-	-	35,426	-
Assigned Funds						
462 Assigned (CVSEC LT Receivable)	318,827	-	-	-	318,827	-
Total General Fund	7,213,712	64,244,564	62,715,791	-	8,742,485	1,528,773

Food Service Fund - 02						
464 Restricted	1,611,329	2,446,176	2,342,771	-	1,714,734	103,405

Community Services - 04						
464 Restricted	-	197,888	194,630	-	3,258	3,258
Restricted / Reserved						
431 Community Education	379,832	1,057,291	1,110,054	-	327,069	(52,763)
432 Early Childhood	203,008	245,233	297,368	-	150,873	(52,135)
444 School Readiness	78,813	1,342,559	1,356,102	-	65,270	(13,543)
447 Adult Basic Education	146,110	497,997	497,997	-	146,110	-
Restricted/Reserved - Subtotal	807,763	3,143,080	3,261,521	-	689,322	(118,441)
Total Community Education	807,763	3,340,968	3,456,151	-	692,580	(115,183)
Construction - 06						
464 Restricted	<u>-</u>	<u>10,777,500</u>	<u>565,000</u>	<u>-</u>	<u>10,212,500</u>	<u>10,212,500</u>
Debt Service - 07						
464 Restricted	<u>530,297</u>	<u>2,417,634</u>	<u>2,257,500</u>	<u>-</u>	<u>690,431</u>	<u>160,134</u>
Internal Service Fund - 20						
	<u>785,232</u>	<u>2,870,478</u>	<u>2,814,952</u>	<u>-</u>	<u>840,758</u>	<u>55,526</u>
OPEB Irrevocable Trust - 45						
	<u>2,134,588</u>	<u>190,523</u>	<u>424,000</u>	<u>-</u>	<u>1,901,111</u>	<u>(233,477)</u>
<u>Total All Funds:</u>	13,082,921	86,287,843	74,576,165	-	24,794,599	11,711,678

Faribault Public Schools
Budget Summary of Governmental Funds
FY 2023-2024 Adopted Budget

	Total All	General Fund	Food Service	Community	Building	Debt Service	Internal	Irrevocable
REVENUES								
Local Property Tax Levies	\$ 11,713,872	\$ 9,066,415		\$ 430,523		\$ 2,216,934		
Other Local and County Revenues	\$ 6,107,064	\$ 1,579,472	\$ 43,000	\$ 1,411,091	\$ 7,500	\$ 5,000	\$ 2,870,478	\$ 190,523
Revenues from State Sources	\$ 49,227,158	\$ 47,359,595	\$ 223,650	\$ 1,448,213		\$ 195,700		
Revenues from Federal Sources	\$ 8,469,749	\$ 6,239,082	\$ 2,179,526	\$ 51,141				
Total Revenues	\$ 75,517,843	\$ 64,244,564	\$ 2,446,176	\$ 3,340,968	\$ 7,500	\$ 2,417,634	\$ 2,870,478	\$ 190,523
EXPENDITURES								
Administration	\$ 2,164,539	\$ 2,164,539						
District Support Services	\$ 1,820,105	\$ 1,820,105						
Regular Instruction	\$ 26,105,843	\$ 26,105,843						
Vocational Education Instruction	\$ 501,374	\$ 501,374						
Special Education Instruction	\$ 14,089,947	\$ 14,089,947						
Community Education and Services	\$ 3,320,259			\$ 3,320,259				
Instructional Support Services	\$ 4,746,788	\$ 4,746,788						
Pupil Support Services	\$ 9,383,717	\$ 6,905,054	\$ 2,342,771	\$ 135,892				
Sites and Buildings	\$ 6,703,141	\$ 6,138,141			\$ 565,000			
Fiscal/Other Fixed Costs Programs	\$ 5,740,452	\$ 244,000				\$ 2,257,500	\$ 2,814,952	\$ 424,000
Total Expenditures	\$ 74,576,165	\$ 62,715,791	\$ 2,342,771	\$ 3,456,151	\$ 565,000	\$ 2,257,500	\$ 2,814,952	\$ 424,000
OTHER FINANCING SOURCES (USES)	\$ 10,770,000	\$ -	\$ -	\$ -	\$ 10,770,000	\$ -	\$ -	\$ -
Excess (Deficiency) of Revenues								
Over (Under) Expenditures	\$ 11,711,678	\$ 1,528,773	\$ 103,405	\$ (115,183)	\$ 10,212,500	\$ 160,134	\$ 55,526	\$ (233,477)
Fund Balance July 1	\$ 11,374,388	\$ 5,505,179	\$ 1,611,329	\$ 807,763	\$ -	\$ 530,297	\$ 785,232	\$ 2,134,588
Projected Fund Balance June 30	\$ 23,086,066	\$ 7,033,952	\$ 1,714,734	\$ 692,580	\$ 10,212,500	\$ 690,431	\$ 840,758	\$ 1,901,111

**Faribault Public Schools
Expenditures by Object of Governmental Funds
FY 2023-2024 Adopted Budget**

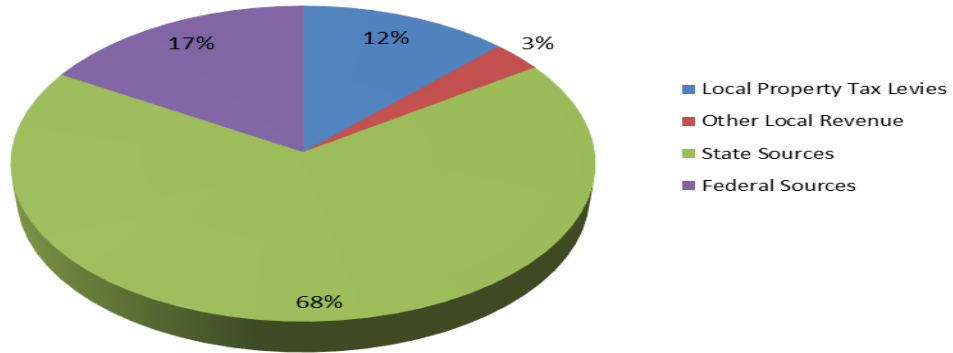
	Total All Governmental Funds	General Fund	Food Service Fund	Community Service Fund	Building Fund	Debt Service Fund	Internal Service Fund	Irrevocable Trust Fund
EXPENDITURES								
Salaries and Wages	\$ 37,839,286	\$ 35,619,503	\$ 53,220	\$ 2,166,563				
Employee Benefits	\$ 14,188,929	\$ 13,033,494	\$ 21,278	\$ 729,157				\$ 405,000
Purchased Services	\$ 10,866,533	\$ 8,593,140	\$ 1,871,073	\$ 383,320	\$ -			\$ 19,000
Supplies and Materials	\$ 3,475,746	\$ 3,146,346	\$ 168,200	\$ 161,200				
Capital Expenditures	\$ 2,558,413	\$ 1,759,197	\$ 229,000	\$ 5,216	\$ 565,000			
Debt Service	\$ 2,257,500	\$ -	\$ -	\$ -		\$ 2,257,500		
Other Expenditures	\$ 3,389,758	\$ 564,111	\$ -	\$ 10,695			\$ 2,814,952	
Total Expenditures	\$ 74,576,165	\$ 62,715,791	\$ 2,342,771	\$ 3,456,151	\$ 565,000	\$ 2,257,500	\$ 2,814,952	\$ 424,000



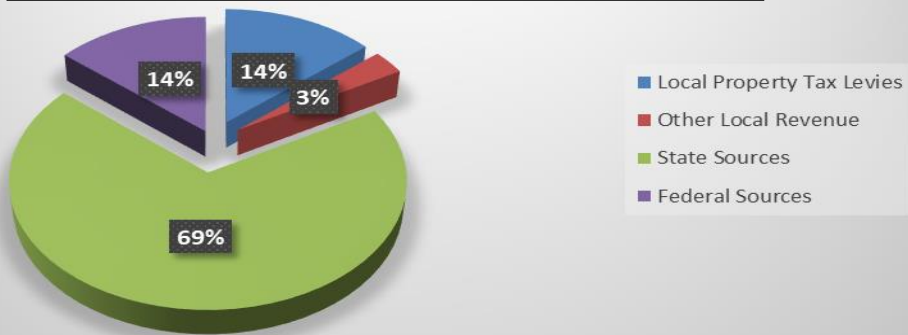
**Faribault Public Schools
General Fund Comparative Information**

	Actual FY 2021-2022	Final Budget FY 2022-2023	Adopted Budget FY 2023-2024
REVENUES			
Local Property Tax Levies	\$ 7,418,642	\$ 8,064,929	\$ 9,066,415
Other Local and County Revenues	\$ 1,468,859	\$ 1,845,077	\$ 1,579,472
Revenues from State Sources	\$ 40,419,334	\$ 41,200,276	\$ 47,359,595
Revenues from Federal Sources	\$ 11,153,346	\$ 8,126,826	\$ 6,239,082
Total Revenues	\$ 60,460,181	\$ 59,237,108	\$ 64,244,564
EXPENDITURES			
Administration	\$ 2,066,291	\$ 1,858,235	\$ 2,164,539
District Support Services	\$ 1,512,696	\$ 1,602,070	\$ 1,820,105
Regular Instruction	\$ 26,900,301	\$ 24,204,062	\$ 26,020,296
Vocational Education Instruction	\$ 559,053	\$ 834,062	\$ 501,374
Special Education Instruction	\$ 11,919,531	\$ 12,757,165	\$ 14,089,947
Instructional Support Services	\$ 4,888,786	\$ 5,232,403	\$ 4,746,788
Pupil Support Services	\$ 6,700,314	\$ 6,531,294	\$ 6,905,054
Sites and Buildings	\$ 5,756,535	\$ 6,270,777	\$ 6,138,141
Fiscal/Other Fixed Costs Programs	\$ 197,007	\$ 238,000	\$ 244,000
Total Expenditures	\$ 60,500,514	\$ 59,528,068	\$ 62,630,244
OTHER FINANCING SOURCES (USES)	\$ -	\$ -	\$ -
Excess (Deficiency) of Revenues	<hr/>		
Over (Under) Expenditures	<u>\$ (40,333)</u>	<u>\$ (290,960)</u>	<u>\$ 1,614,320</u>
Fund Balance - July 1	\$ 5,836,472	\$ 5,796,139	\$ 5,505,179
Fund Balance - June 30	\$ 5,796,139	\$ 5,505,179	\$ 7,119,499

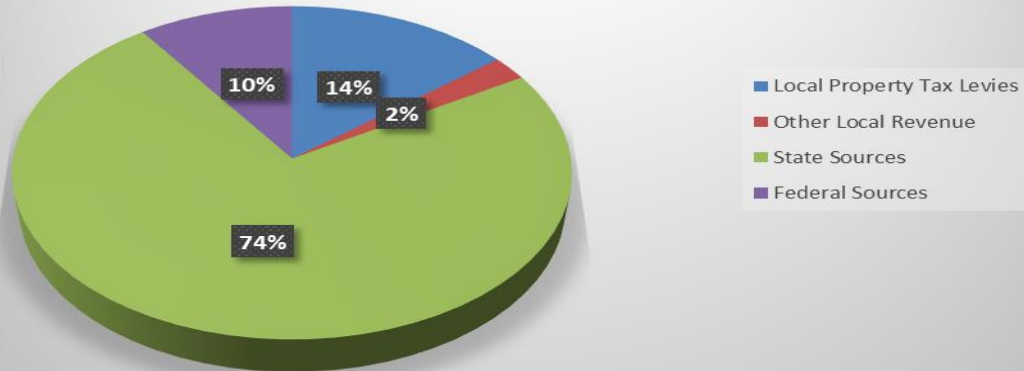
FY 2021-22 General Fund Revenue by Source



FY 2022-2023 General Fund Revenue by Source



FY 2023-2024 General Fund Revenue by Source

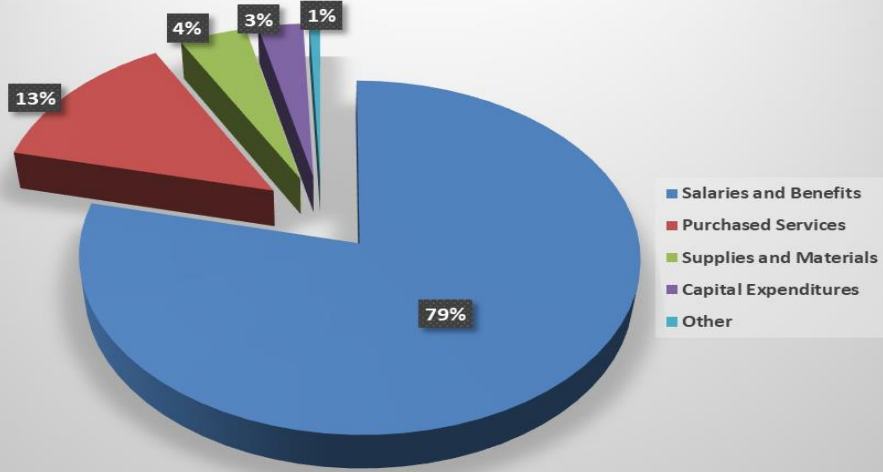


**Faribault Public Schools
General Fund Comparative Information
Expenditures by Object**

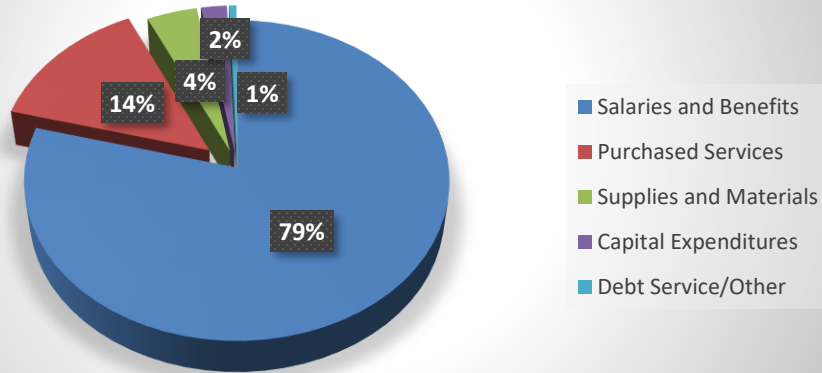
	Actual FY 2021-2022	Final Budget FY 2022-2023	Adopted Budget FY 2023-2024
EXPENDITURES			
Salaries and Wages	\$ 34,072,797	\$ 33,554,456	\$ 35,619,503
Employee Benefits	\$ 12,526,173	\$ 12,426,025	\$ 13,033,494
Purchased Services	\$ 8,122,307	\$ 8,831,259	\$ 8,593,140
Supplies and Materials	\$ 3,250,605	\$ 2,958,420	\$ 3,146,346
Capital Expenditures	\$ 2,048,530	\$ 1,327,615	\$ 1,759,197
Other Expenditures	\$ 385,102	\$ 430,293	\$ 564,111
Total Expenditures	\$ 60,405,514	\$ 59,528,068	\$ 62,715,791



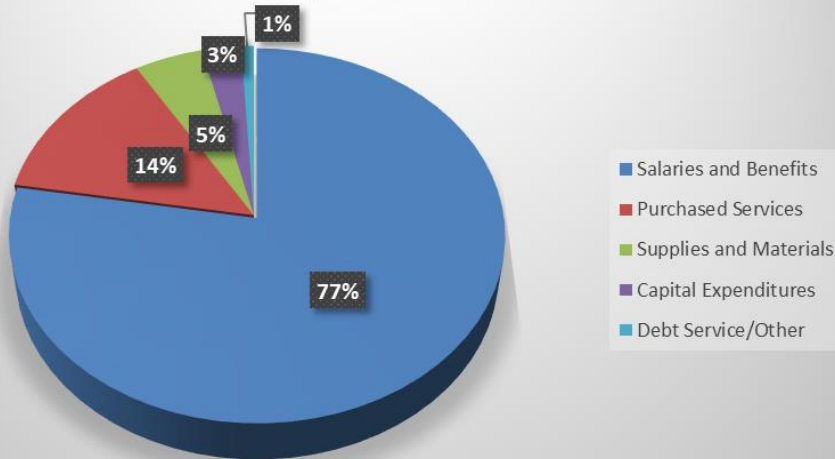
**FY 2021-2022 General Fund Expenditures
by Object**



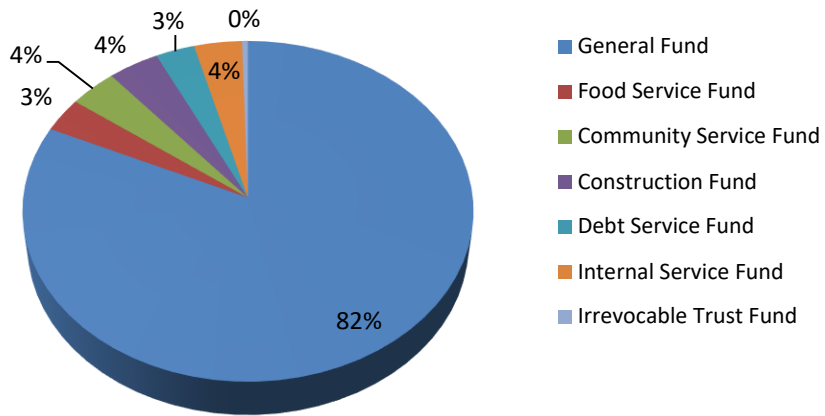
**FY 2022-23 General Fund Expenditures
by Object**



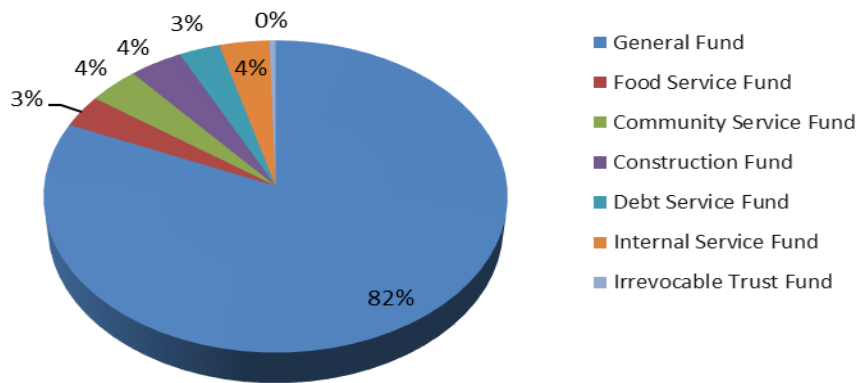
**FY 2023-24 General Fund Expenditures
by Object**



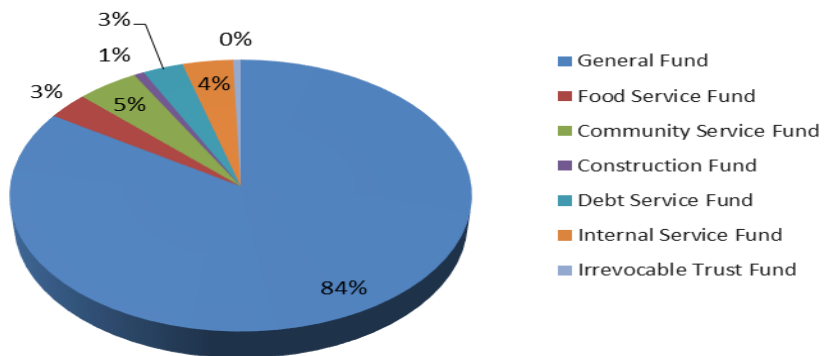
FY2021-22 Expenditures by Fund



FY2022-23 Expenditures by Fund



FY2023-24 Expenditures by Fund



Faribault Public Schools Food Service Fund Comparative Information

	Actual FY 2021-2022	Final Budget FY 2022-2023	Adopted Budget FY 2023-2024
REVENUES			
Other Local Revenues	\$ 19,100	\$ 273,352	\$ 43,000
Revenues from State Sources		\$ 55,544	\$ 223,650
Revenues from Federal Sources	\$ 2,473,751	\$ 1,938,684	\$ 2,179,526
Total Revenues	\$ 2,492,851	\$ 2,267,580	\$ 2,446,176
EXPENDITURES			
Pupil Support Services	\$ 2,476,738	\$ 2,262,691	\$ 2,342,771
Total Expenditures	\$ 2,476,738	\$ 2,262,691	\$ 2,342,771
Excess (Deficiency) of Revenues Over (Under) Expenditures	<u>\$ 16,113</u>	<u>\$ 4,889</u>	<u>\$ 103,405</u>
Fund Balance - July 1	\$ 643,460	\$ 659,573	\$ 1,611,329
Fund Balance - June 30	\$ 659,573	\$ 1,611,329	\$ 1,714,734



Faribault Public Schools
Community Education Fund Comparative Information

	Actual FY 2021-2022	Final Budget FY 2022-2023	Adopted Budget FY 2023-2024
REVENUES			
Local Property Tax Levies	\$ 366,911	\$ 378,487	\$ 430,523
Other Local Revenues	\$ 1,214,859	\$ 1,468,563	\$ 1,411,091
Revenues from State Sources	\$ 1,307,899	\$ 1,225,320	\$ 1,448,213
Revenues from Federal Sources	\$ 459,022	\$ 212,391	\$ 51,141
Total Revenues	\$ 3,348,691	\$ 3,284,761	\$ 3,340,968
EXPENDITURES			
General Community Education	\$ 940,990	\$ 905,062	\$ 619,042
Adults with Disabilities	\$ 90,259	\$ 45,699	\$ 101,310
Adult Basic/Continuing Education	\$ 594,632	\$ 426,862	\$ 497,997
School Age Care	\$ 259,350	\$ 146,362	\$ 300,965
Early Childhood Family Education	\$ 190,845	\$ 175,400	\$ 297,368
School Readiness	\$ 1,126,828	\$ 834,373	\$ 1,356,102
Preschool Screening	\$ 19,365	\$ 16,090	\$ 11,742
Youth Development/Youth Services	\$ 83,996	\$ 55,713	\$ 88,737
Other Community Programs	\$ 57,898	\$ 96,920	\$ 46,996
Pupil Support Services	\$ 114,457	\$ 129,296	\$ 135,892
Total Expenditures	\$ 3,478,620	\$ 2,831,777	\$ 3,456,151
Excess (Deficiency) of Revenues			
Over (Under) Expenditures	<u>\$ (129,929)</u>	<u>\$ 452,984</u>	<u>\$ (115,183)</u>
Fund Balance - July 1	\$ 484,708	\$ 354,779	\$ 807,763
Fund Balance - June 30	\$ 354,779	\$ 807,763	\$ 692,580



**Faribault Public Schools
Building/Construction Fund Comparative Information**

	Actual FY 2021-2022	Final Budget FY 2022-2023	Adopted Budget FY 2023-2024
REVENUES			
Other Local Revenues	\$ 32,000	\$ 1,300	\$ 7,500
Total Revenues	\$ 32,000	\$ 1,300	\$ 7,500
EXPENDITURES			
Sites and Buildings	\$ 2,957,958	\$ 1,059,738	\$ 565,000
Total Expenditures	\$ 2,957,958	\$ 1,059,738	\$ 565,000
OTHER FINANCING SOURCES (USES)	\$ -	\$ -	\$ 10,770,000
Excess (Deficiency) of Revenues			
Over (Under) Expenditures	<u>\$ (2,925,958)</u>	<u>\$ (1,058,438)</u>	<u>\$ 10,212,500</u>
Fund Balance - July 1	\$ 1,707,623	\$ (1,218,335)	\$ -
Fund Balance - June 30	\$ (1,218,335)	\$ -	\$ 10,212,500



**Faribault Public Schools
Debt Service Fund Comparative Information**

	Actual FY 2021-2022	Final Budget FY 2022-2023	Adopted Budget FY 2023-2024
REVENUES			
Local Property Tax Levies	\$ 2,054,053	\$ 2,021,777	\$ 2,216,934
State Aids	\$ 204,366	\$ 196,496	\$ 195,700
Other Local and County Revenues	\$ 2,500	\$ 2,500	\$ 5,000
Total Revenues	\$ 2,260,919	\$ 2,220,773	\$ 2,417,634
EXPENDITURES			
Fiscal/Other Fixed Costs Programs	\$ 2,255,050	\$ 2,234,650	\$ 2,257,500
Total Expenditures	\$ 2,255,050	\$ 2,234,650	\$ 2,257,500
OTHER FINANCING SOURCES (USES)	\$ -	\$ -	\$ -
Excess (Deficiency) of Revenues			
Over (Under) Expenditures	\$ 5,869	\$ (13,877)	\$ 160,134
Fund Balance - July 1	\$ 538,305	\$ 544,174	\$ 530,297
Fund Balance - June 30	\$ 544,174	\$ 530,297	\$ 690,431

**Faribault Public Schools
Internal Service Fund Comparative Information**

	Actual FY 2021-2022	Final Budget FY 2022-2023	Adopted Budget FY 2023-2024
REVENUES			
Other Local Revenues	\$ 2,816,132	\$ 2,704,768	\$ 2,870,478
Total Revenues	\$ 2,816,132	\$ 2,704,768	\$ 2,870,478
EXPENDITURES			
Fiscal/Other Fixed Costs Programs	\$ 2,432,507	\$ 2,329,261	\$ 2,814,952
Total Expenditures	\$ 2,432,507	\$ 2,329,261	\$ 2,814,952
Excess (Deficiency) of Revenues			
Over (Under) Expenditures	<u>\$ 383,625</u>	<u>\$ 375,507</u>	<u>\$ 55,526</u>
Fund Balance - July 1	\$ 26,100	\$ 409,725	\$ 785,232
Fund Balance - June 30	\$ 409,725	\$ 785,232	\$ 840,758



**Faribault Public Schools
Irrevocable Trust Fund Comparative Information**

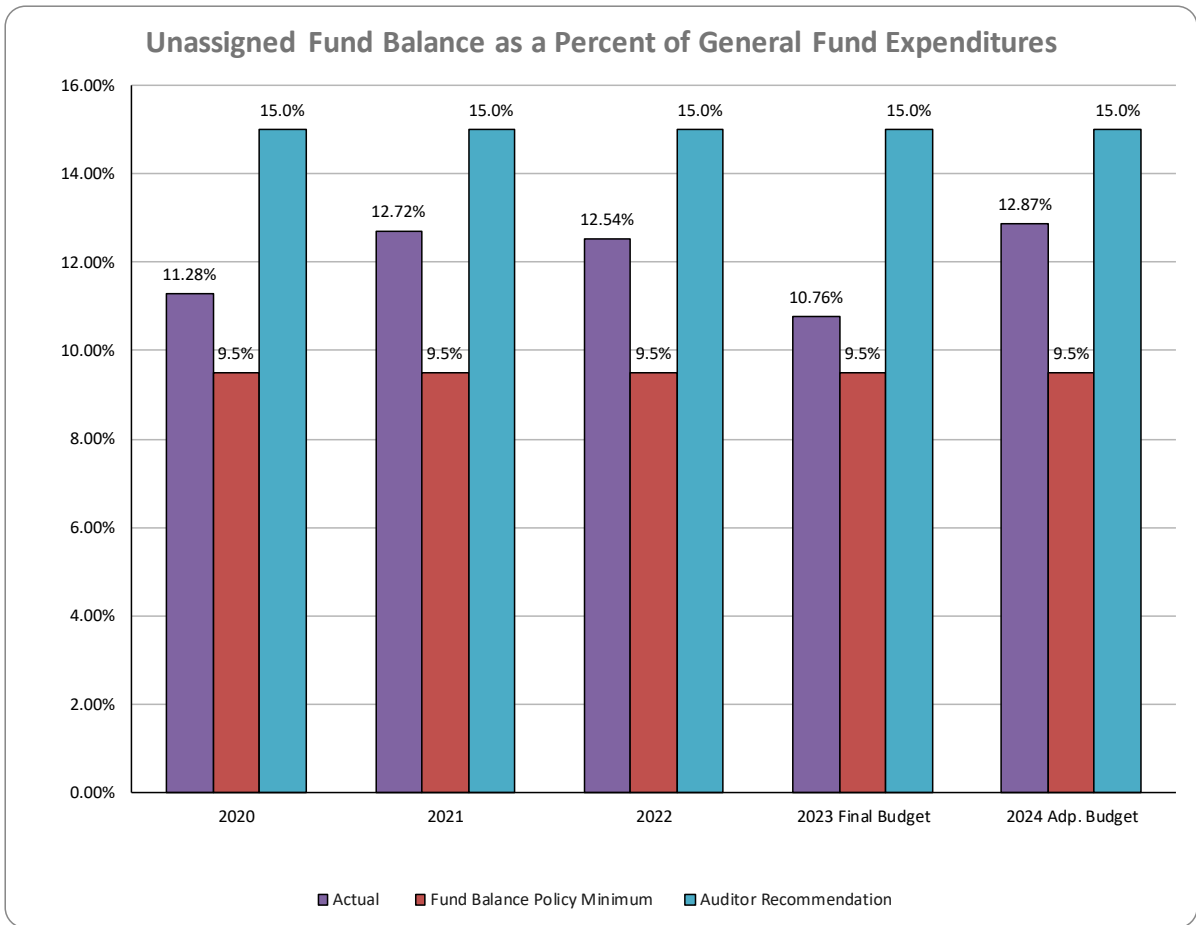
	Actual FY 2021-2022	Final Budget FY 2022-2023	Adopted Budget FY 2023-2024
REVENUES			
Other Local Revenues	\$ 266,181	\$ 150,000	\$ 190,523
Total Revenues	\$ 266,181	\$ 150,000	\$ 190,523
EXPENDITURES			
Fiscal/Other Fixed Costs Programs	\$ 335,000	\$ 404,000	\$ 424,000
Total Expenditures	\$ 335,000	\$ 404,000	\$ 424,000
Excess (Deficiency) of Revenues			
Over (Under) Expenditures	<u>\$ (68,819)</u>	<u>\$ (254,000)</u>	<u>\$ (233,477)</u>
Fund Balance - July 1	\$ 2,541,034	\$ 2,472,215	\$ 2,134,588
Fund Balance - June 30	\$ 2,472,215	\$ 2,134,588	\$ 1,901,111



Faribault Public Schools
Unassigned Fund Balance as a Percent of General Fund Expenditures

	2020	2021	2022	2023 Final Budget	2024 Adp. Budget
Ending Unassigned Fund Balance	5,950,171	6,808,558	6,613,361	6,255,879	7,887,683
General Fund Expenditures*	52,755,040	53,538,523	58,375,599	58,138,386	61,278,812
Fund Balance Policy Minimum	5,011,729	5,086,160	5,545,682	5,523,147	5,821,487
Auditor Recommendation	7,913,256	8,030,778	8,756,340	8,720,758	9,191,822

	2020	2021	2022	2023 Final Budget	2024 Adp. Budget
Actual	11.28%	12.72%	12.54%	10.76%	12.87%
Fund Balance Policy Minimum	9.5%	9.5%	9.5%	9.5%	9.5%
Auditor Recommendation	15.0%	15.0%	15.0%	15.0%	15.0%



*Less LTFM and Student Activities per Policy 714 Fund Balances.



WE ARE FARIBAULT



2023-2024 Adopted Budget

**Presented By: Scott Gerdes, Director of Finance and Operations
Brett Martindale, Controller**

June 20, 2023



The Faribault Story through Numbers



Revenue Assumptions:

→ American Rescue Plan Act (ARP) – FIN 159,160,161	\$ 2,308,013
→ 4% on the ADM Funding Formula (net of ADM)	\$ 496,125
→ Increase Compensatory Revenue	\$ 2,321,691
→ Increase EL Funding Base	\$ 468,290
→ Increase EL Funding Concentration	\$ 166,470
→ Increase in SPED Cross Subsidy	\$ 2,332,029
→ Increase in SPED Shift Revenue	\$ 480,000
→ Increase in Mental Health Aid (New)	\$ 40,202
→ Increase in Library Aid (New)	\$ 54,242
→ Increase in Operating Capital	\$ 7,281
→ ADM assumption projected using 3,190	



ADM ASSUMPTIONS

2023-2024	3,190
2024-2025	3,144
2025-2026	3,081
2026-2027	3,057
2027-2028	3,046





Expense Assumptions:

→	Board approved budget reductions	\$ 902,000
→	Board approved budget enhancements	\$ 485,000
→	FOA Staffing enhancements/changes	\$ 208,000
→	Purchase of service inflationary increases	\$ 82,234
→	Building utility increases	\$ 98,240
→	Increase in salary and benefits	\$2,222,395
→	Transportation increases	\$ 428,254
→	Unemployment Insurance benefits	\$ 0
→	American Rescue Plan Act (ARP) – FIN 159,160,161	\$2,308,013


Faribault Public Schools

Budget / Fund Balance Overview

2023-2024 Adopted Budget

	Beginning Fund Balance	Revenues	Expenditures	Transfers	End of Year Proj. Balance	Net Increase or Decrease
<i>General Fund - 01</i>						
422 Unassigned Fund Balan	6,255,879	49,373,809	47,742,005	-	7,887,683	1,631,804
	10.72%				12.87%	2.16%
Restricted						
401 Student Activities	109,796	90,000	85,547	-	114,249	4,453
403 Staff Development	51,482	501,516	474,203	-	78,795	27,313
424 Operating Capital	185,013	974,424	1,087,965	-	71,472	(113,541)
428 Learning and Development		623,835	623,835	-	-	-
434 Area Learning Center		865,265	865,265	-	-	-
434 Targeted Services	278,627	602,125	563,251	-	311,501	32,874
438 Gifted and Talented		45,669	45,669	-	-	-
441 Basic Skills Programs		8,439,053	8,439,053	-	-	-
TBD Library Aid		54,242	54,242	-	-	-
448 Achievement and Integration Revenue		753,472	753,472	-	-	-
449 Safe Schools Levy	27,048	114,772	123,852	-	17,968	(9,080)
459 Basic Skills Extended Time		-	-	-	-	-
467 Long-Term Facilities Maint	(48,386)	1,306,382	1,351,432	-	(93,436)	(45,050)
472 Medical Assistance	-	500,000	500,000	-	-	-
Subtotal Restricted	603,580	14,870,755	14,973,786	-	500,549	(103,031)
460 Nonspendable	35,426	-	-	-	35,426	-
<i>Assigned Funds</i>						
462 Assigned (CVSEC LT Receivable)	318,827	-	-	-	318,827	-
Total General Fund	<u>7,213,712</u>	<u>64,244,564</u>	<u>62,715,791</u>	<u>-</u>	<u>8,742,485</u>	<u>1,528,773</u>

NEW EXPENSES:



1. Unemployment for hourly employees expected to return to work. Approx cost \$610,354 after allocation. This does not include Sodexo and Faribault Transportation Services
2. .75% addition to TRA to reduce retirement age to 65. Approx Expense \$192,000/year Starts 7-1-25
3. Paid FMLA Starts 1-1-26. .7% split between EE/ER Approx Expense \$134,250/year
4. Create at least one gender neutral bathroom in each school building.
5. Feminine products in all bathrooms 4th grade and higher



Food Service Fund - 02

464 Restricted	<u>1,611,329</u>	<u>2,446,176</u>	<u>2,342,771</u>	<u>-</u>	<u>1,714,734</u>	<u>103,405</u>
-----------------------	------------------	------------------	------------------	----------	------------------	----------------

Community Services - 04

464 Restricted	-	197,888	194,630	-	3,258	3,258
-----------------------	---	---------	---------	---	-------	-------

Restricted / Reserved

431 Community Education	379,832	1,057,291	1,110,054	-	327,069	(52,763)
432 Early Childhood	203,008	245,233	297,368	-	150,873	(52,135)
444 School Readiness	78,813	1,342,559	1,356,102	-	65,270	(13,543)
447 Adult Basic Education	146,110	497,997	497,997	-	146,110	-

Restricted/Reserved - Subtotal	807,763	3,143,080	3,261,521	-	689,322	(118,441)
---------------------------------------	---------	-----------	-----------	---	---------	-----------

Total Community Education	807,763	3,340,968	3,456,151	-	692,580	(115,183)
----------------------------------	----------------	------------------	------------------	----------	----------------	------------------



Construction - 06

464 Restricted	<u>-</u>	<u>10,777,500</u>	<u>565,000</u>	<u>-</u>	<u>10,212,500</u>	<u>10,212,500</u>
----------------	----------	-------------------	----------------	----------	-------------------	-------------------

Debt Service - 07

464 Restricted	<u>530,297</u>	<u>2,417,634</u>	<u>2,257,500</u>	<u>-</u>	<u>690,431</u>	<u>160,134</u>
----------------	----------------	------------------	------------------	----------	----------------	----------------

Internal Service Fund - 20

	<u>785,232</u>	<u>2,870,478</u>	<u>2,814,952</u>	<u>-</u>	<u>840,758</u>	<u>55,526</u>
--	----------------	------------------	------------------	----------	----------------	---------------

OPEB Irrevocable Trust - 45

	<u>2,134,588</u>	<u>190,523</u>	<u>424,000</u>	<u>-</u>	<u>1,901,111</u>	<u>(233,477)</u>
--	------------------	----------------	----------------	----------	------------------	------------------

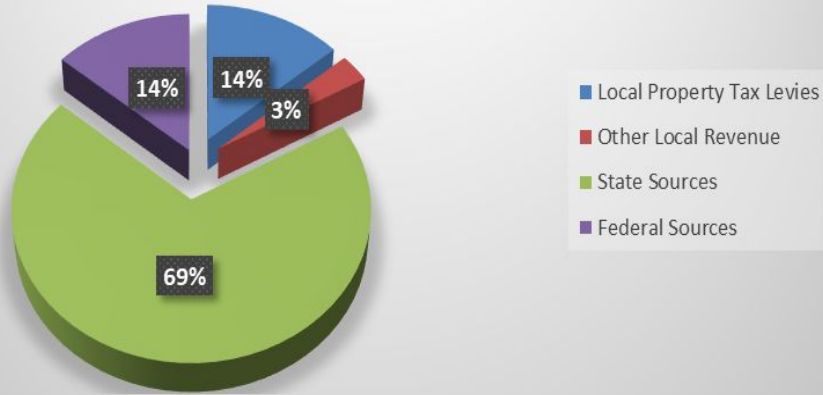


Governmental Accounts

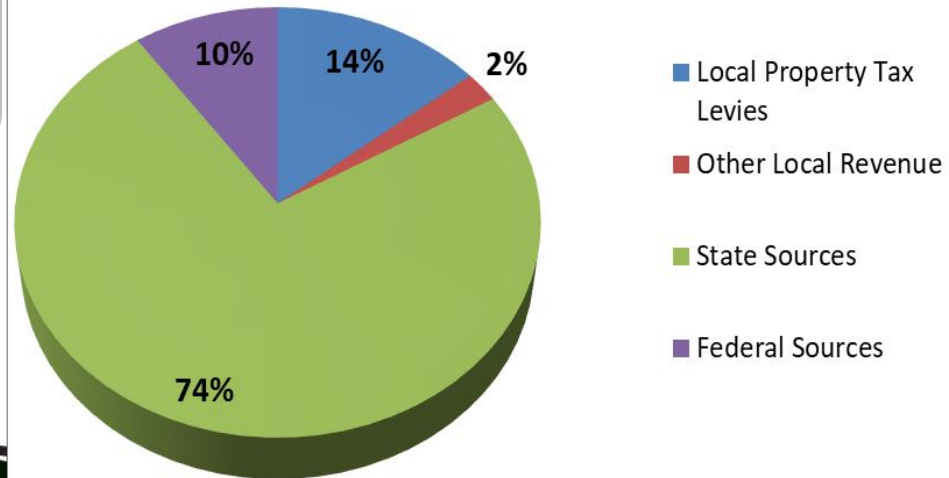
Faribault Public Schools
Budget Summary of Governmental Funds
FY 2023-2024 Adopted Budget

	Total All Governmental Funds	General Fund	Food Service Fund	Community Service Fund	Building Fund	Debt Service Fund	Internal Service Fund	Irrevocable Trust Fund
REVENUES								
Local Property Tax Levies	\$ 11,713,872	\$ 9,066,415		\$ 430,523		\$ 2,216,934		
Other Local and County Revenues	\$ 6,107,064	\$ 1,573,472	\$ 43,000	\$ 1,411,091	\$ 7,500	\$ 5,000	\$ 2,870,478	\$ 130,523
Revenues from State Sources	\$ 49,227,158	\$ 47,359,595	\$ 223,650	\$ 1,448,213		\$ 195,700		
Revenues from Federal Sources	\$ 8,469,749	\$ 6,233,082	\$ 2,179,526	\$ 51,141				
Total Revenues	\$ 75,517,843	\$ 64,244,564	\$ 2,446,176	\$ 3,340,968	\$ 7,500	\$ 2,417,634	\$ 2,870,478	\$ 130,523
EXPENDITURES								
Administration	\$ 2,164,539	\$ 2,164,539						
District Support Services	\$ 1,820,105	\$ 1,820,105						
Regular Instruction	\$ 26,105,843	\$ 26,105,843						
Vocational Education Instruction	\$ 501,374	\$ 501,374						
Special Education Instruction	\$ 14,089,947	\$ 14,089,947						
Community Education and Services	\$ 3,320,259			\$ 3,320,259				
Instructional Support Services	\$ 4,746,788	\$ 4,746,788						
Pupil Support Services	\$ 9,383,717	\$ 6,905,054	\$ 2,342,771	\$ 135,892				
Sites and Buildings	\$ 6,703,141	\$ 6,138,141			\$ 565,000			
Fiscal/Other Fixed Costs Programs	\$ 5,740,452	\$ 244,000				\$ 2,257,500	\$ 2,814,952	\$ 424,000
Total Expenditures	\$ 74,576,165	\$ 62,715,791	\$ 2,342,771	\$ 3,456,151	\$ 565,000	\$ 2,257,500	\$ 2,814,952	\$ 424,000
OTHER FINANCING SOURCES	\$ 10,770,000	\$ -	\$ -	\$ -	\$ 10,770,000	\$ -	\$ -	\$ -

Revenue by Source FY22-23



Revenue by Source FY23-24

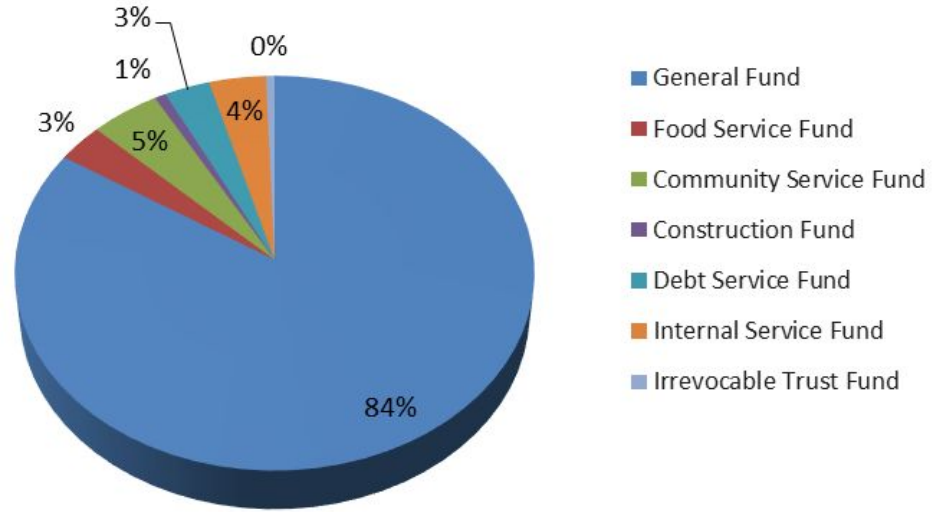




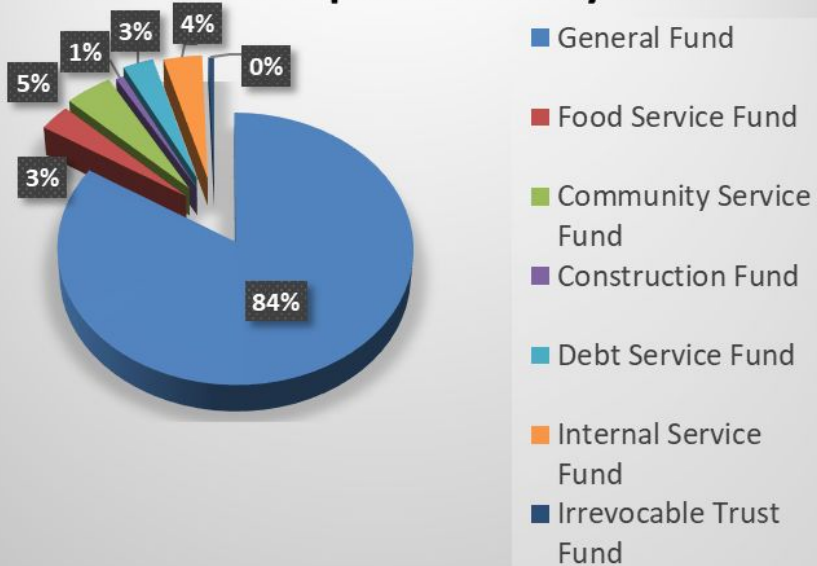
Faribault Public Schools
Expenditures by Object of Governmental Funds
FY 2023-2024 Adopted Budget

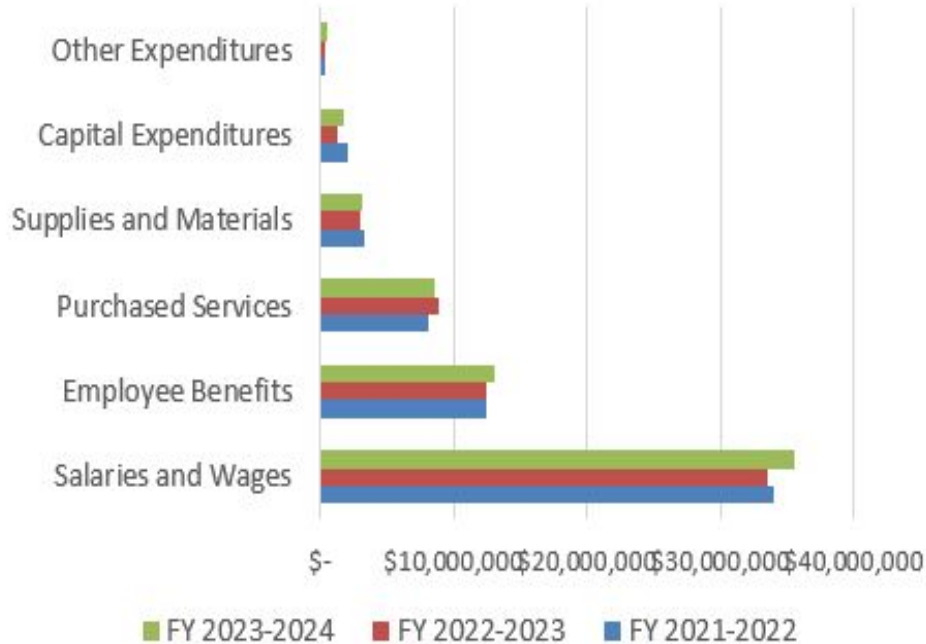
	Total All Governmental Funds	General Fund	Food Service Fund	Community Service Fund	Building Fund	Debt Service Fund	Internal Service Fund	Irrevocable Trust Fund
EXPENDITURES								
Salaries and Wages	\$ 37,839,286	\$ 35,619,503	\$ 53,220	\$ 2,166,563				
Employee Benefits	\$ 14,188,929	\$ 13,033,494	\$ 21,278	\$ 729,157				\$ 405,000
Purchased Services	\$ 10,866,533	\$ 8,593,140	\$ 1,871,073	\$ 383,320	\$ -			\$ 19,000
Supplies and Materials	\$ 3,475,746	\$ 3,146,346	\$ 168,200	\$ 161,200				
Capital Expenditures	\$ 2,558,413	\$ 1,759,197	\$ 229,000	\$ 5,216	\$ 565,000			
Debt Service	\$ 2,257,500	\$ -	\$ -	\$ -		\$ 2,257,500		
Other Expenditures	\$ 3,389,758	\$ 564,111	\$ -	\$ 10,695			\$ 2,814,952	
Total Expenditures	\$ 74,576,165	\$ 62,715,791	\$ 2,342,771	\$ 3,456,151	\$ 565,000	\$ 2,257,500	\$ 2,814,952	\$ 424,000

FY2023-24 Expenditures by Fund



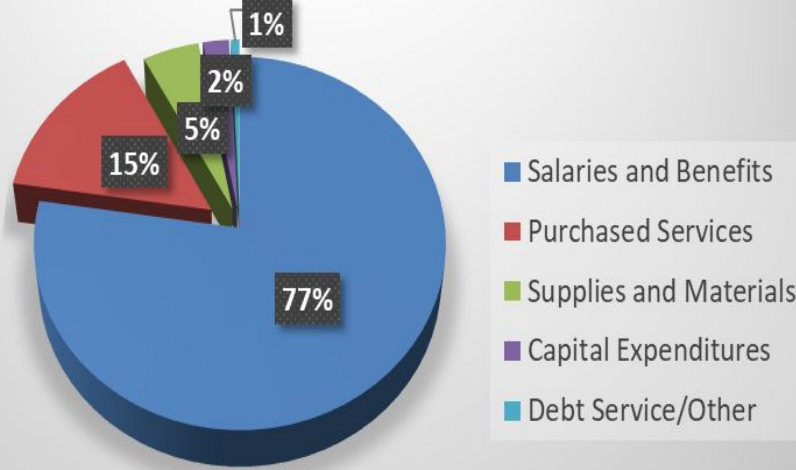
FY2022-23 Expenditures by Fund



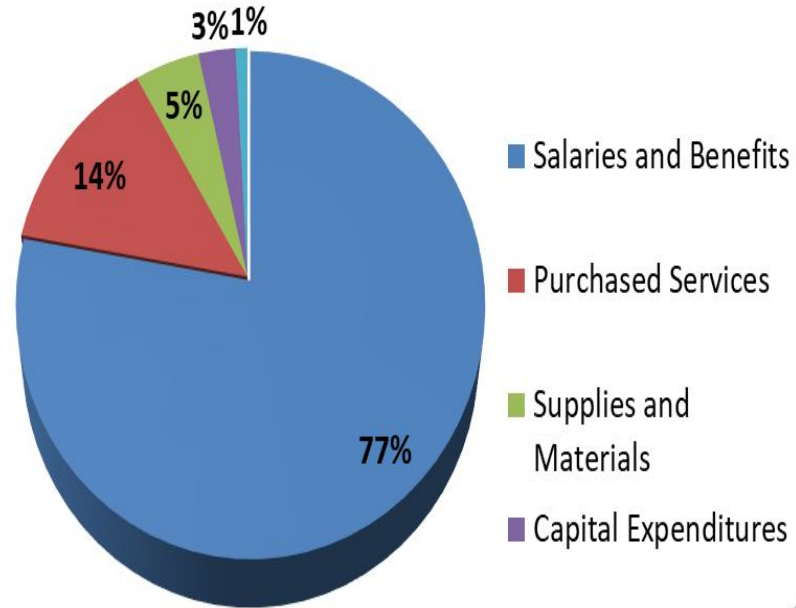




FY 2022-23 General Fund Expenditures by Object



FY 2023-24 General Fund Expenditures by Object





Faribault Public Schools Food Service Fund Comparative Information

	Actual FY 2021-2022	Final Budget FY 2022-2023	Adopted Budget
REVENUES			
Other Local Revenues	\$ 19,100	\$ 273,352	\$ 43,000
Revenues from State Sources		\$ 55,544	\$ 223,650
Revenues from Federal Sources	\$ 2,473,751	\$ 1,938,684	\$ 2,179,526
Total Revenues	\$ 2,492,851	\$ 2,267,580	\$ 2,446,176
EXPENDITURES			
Pupil Support Services	\$ 2,476,738	\$ 2,262,691	\$ 2,342,771
Total Expenditures	\$ 2,476,738	\$ 2,262,691	\$ 2,342,771
Excess (Deficiency) of Revenues Over (Under) Expenditures	\$ 16,113	\$ 4,889	\$ 103,405
Fund Balance - July 1	\$ 643,460	\$ 659,573	\$ 1,611,329
Fund Balance - June 30	\$ 659,573	\$ 1,611,329	\$ 1,714,734





Faribault Public Schools Community Education Fund Comparative Information

	FY 2021- 2022	Budget FY 2022-	Budget FY 2023-
REVENUES			
Local Property Tax Levies	\$ 366,911	\$ 378,487	\$ 430,523
Other Local Revenue	\$ 1,214,859	\$ 1,468,563	\$ 1,411,091
Revenue from State Sources	\$ 1,307,899	\$ 1,225,320	\$ 1,448,213
Revenue from Federal Sources	\$ 459,022	\$ 212,391	\$ 51,141
Total Revenue	\$ 3,348,691	\$ 3,284,761	\$ 3,340,968
EXPENDITURES			
General Community Education	\$ 940,990	\$ 905,062	\$ 619,042
Adult with Disabilities	\$ 90,259	\$ 45,699	\$ 101,310
Adult Basic/Continuing Education	\$ 594,632	\$ 426,862	\$ 497,997
School Age Care	\$ 259,350	\$ 146,362	\$ 300,965
Early Childhood Family Education	\$ 190,845	\$ 175,400	\$ 297,368
School Readiness	\$ 1,126,828	\$ 834,373	\$ 1,356,102
Pre-school Screening	\$ 19,365	\$ 16,090	\$ 11,742
Youth Development/Youth Services	\$ 83,996	\$ 55,713	\$ 88,737
Other Community Programs	\$ 57,898	\$ 96,920	\$ 46,996
Pupil Support Services	\$ 114,457	\$ 129,296	\$ 135,892
Total Expenditures	\$ 3,478,620	\$ 2,831,777	\$ 3,456,151
Excess (Deficiency) of Revenue Over (Under) Expenditures	<u>\$ (129,929)</u>	<u>\$ 452,984</u>	<u>\$ (115,183)</u>
Fund Balance - July 1	\$ 484,708	\$ 354,779	\$ 807,763
Fund Balance - June 30	\$ 354,779	\$ 807,763	\$ 692,580



Faribault Public Schools Building/Construction Fund Comparative Information

	Actual FY 2021-2022	Final Budget FY 2022-2023	Budget FY 2023-2024
REVENUES			
Other Local Revenues	\$ 32,000	\$ 1,300	\$ 7,500
Total Revenues	\$ 32,000	\$ 1,300	\$ 7,500
EXPENDITURES			
Sites and Buildings	\$ 2,957,958	\$ 1,059,738	\$ 565,000
Total Expenditures	\$ 2,957,958	\$ 1,059,738	\$ 565,000
OTHER FINANCING SOURCES (USES)	\$ -	\$ -	\$ 10,770,000
Excess (Deficiency) of Revenues			
Over (Under) Expenditures	\$ (2,925,958)	\$ (1,058,438)	\$ 10,212,500
Fund Balance - July 1	\$ 1,707,623	\$ (1,218,335)	\$ -
Fund Balance - June 30	\$ (1,218,335)	\$ -	\$ 10,212,500





Faribault Public Schools
Debt Service Fund Comparative Information

	Actual FY 2021-2022	Final Budget FY 2022-2023	Budget FY 2023-2024
REVENUES			
Local Property Tax Levies	\$ 2,054,053	\$ 2,021,777	\$ 2,216,934
State Aids	\$ 204,366	\$ 196,496	\$ 195,700
Other Local and County Revenues	\$ 2,500	\$ 2,500	\$ 5,000
Total Revenues	\$ 2,260,919	\$ 2,220,773	\$ 2,417,634
EXPENDITURES			
Fiscal/Other Fixed Costs Programs	\$ 2,255,050	\$ 2,234,650	\$ 2,257,500
Total Expenditures	\$ 2,255,050	\$ 2,234,650	\$ 2,257,500
OTHER FINANCING SOURCES (USE)	\$ -	\$ -	\$ -
Excess (Deficiency) of Revenues Over (Under) Expenditures	\$ 5,869	\$ (13,877)	\$ 160,134
Fund Balance - July 1	\$ 538,305	\$ 544,174	\$ 530,297
Fund Balance - June 30	\$ 544,174	\$ 530,297	\$ 690,431



Faribault Public Schools Internal Service Fund Comparative Information

	Actual FY 2021-2022	Final Budget FY 2022-2023	Budget FY 2023-2024
REVENUES			
Other Local Revenues	\$ 2,816,132	\$ 2,704,768	\$ 2,870,478
Total Revenues	\$ 2,816,132	\$ 2,704,768	\$ 2,870,478
EXPENDITURES			
Fiscal/Other Fixed Costs Programs	\$ 2,432,507	\$ 2,329,261	\$ 2,814,952
Total Expenditures	\$ 2,432,507	\$ 2,329,261	\$ 2,814,952
Excess (Deficiency) of Revenues Over (Under) Expenditures			
	\$ 383,625	\$ 375,507	\$ 55,526
Fund Balance - July 1	\$ 26,100	\$ 409,725	\$ 785,232
Fund Balance - June 30	\$ 409,725	\$ 785,232	\$ 840,758





Faribault Public Schools Irrevocable Trust Fund Comparative Information

	Actual FY 2021-2022	Final Budget FY 2022-2023	Budget FY 2023-2024
REVENUES			
Other Local Revenues	\$ 266,181	\$ 150,000	\$ 190,523
Total Revenues	\$ 266,181	\$ 150,000	\$ 190,523
EXPENDITURES			
Fiscal/Other Fixed Costs Programs	\$ 335,000	\$ 404,000	\$ 424,000
Total Expenditures	\$ 335,000	\$ 404,000	\$ 424,000
Excess (Deficiency) of Revenues			
Over (Under) Expenditures	\$ (68,819)	\$ (254,000)	\$ (233,477)
Fund Balance - July 1	\$ 2,541,034	\$ 2,472,215	\$ 2,134,588
Fund Balance - June 30	\$ 2,472,215	\$ 2,134,588	\$ 1,901,111



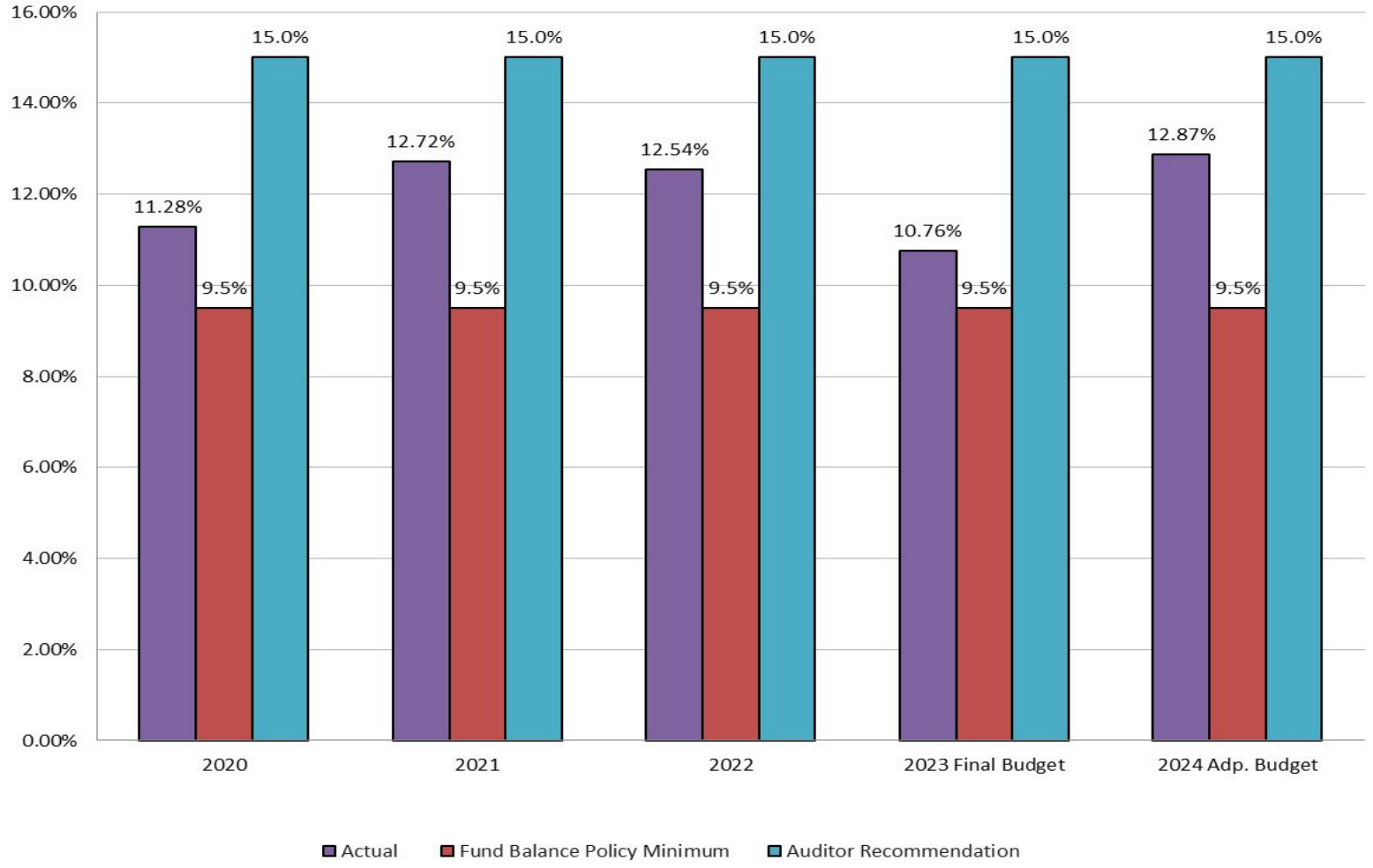


Faribault Public Schools
Unassigned Fund Balance as a Percent of General Fund Expenditures

	<u>2020</u>	<u>2021</u>	<u>2022</u>	<u>2023 Final Budget</u>	<u>2024 Adp. Budget</u>
Ending Unassigned Fund Balance	5,950,171	6,808,558	6,613,361	6,255,879	7,887,683
General Fund Expenditures*	52,755,040	53,538,523	58,375,599	58,138,386	61,278,812
Fund Balance Policy Minimum	5,011,729	5,086,160	5,545,682	5,523,147	5,821,487
Auditor Recommendation	7,913,256	8,030,778	8,756,340	8,720,758	9,191,822

	<u>2020</u>	<u>2021</u>	<u>2022</u>	<u>2023 Final Budget</u>	<u>2024 Adp. Budget</u>
Actual	11.28%	12.72%	12.54%	10.76%	12.87%
Fund Balance Policy Minimum	9.5%	9.5%	9.5%	9.5%	9.5%
Auditor Recommendation	15.0%	15.0%	15.0%	15.0%	15.0%

Unassigned Fund Balance as a Percent of General Fund Expenditures





QUESTIONS ON THE ABOVE MATERIALS????

WE ARE FARIBAULT



#WeAreFaribault

FARIBAULT PUBLIC SCHOOL DISTRICT

5 Year Plan - June 2023

	2023	2024	2025	2026	2027	2028
Unassigned Fund Balance Goal %	9.50%	9.50%	9.50%	9.50%	9.50%	9.50%
Pupil Unit Value	\$6,863	\$7,138	\$7,280	\$7,426	\$7,574	\$7,726
Pupil Unit Value % Change		4%	2%	2%	2%	2%
1% increase on Basic Formula		\$241,097	\$246,687	\$246,568	\$251,500	\$256,530
REVENUES						
Property Taxes	\$8,155,129	\$9,132,993	\$8,675,296	\$8,585,110	\$8,640,787	\$8,699,182
State	\$41,148,046	\$46,447,741	\$47,003,067	\$47,393,114	\$48,951,783	\$49,872,652
Federal	\$7,991,718	\$6,343,570	\$4,061,224	\$4,061,224	\$4,061,224	\$4,061,224
Other Local	\$1,650,464	\$1,933,468	\$1,939,445	\$1,945,495	\$1,951,620	\$1,957,821
Total Revenue	58,945,357	63,857,772	61,679,031	61,984,942	63,605,414	64,590,878
% Revenue Change	-0.46%	8.33%	-3.41%	0.50%	2.61%	1.55%
EXPENDITURES						
Salaries & Wages	\$33,630,625	\$35,320,048	\$36,399,145	\$37,503,724	\$38,623,640	\$39,750,246
Benefits	\$12,358,396	\$12,047,899	\$13,215,745	\$13,570,287	\$13,926,987	\$14,289,909
All Other	\$13,261,506	\$13,750,666	\$14,060,237	\$14,460,822	\$14,879,117	\$15,315,925
Total Expenditures	\$59,250,527	\$61,118,613	\$63,675,127	\$65,534,833	\$67,429,744	\$69,356,081
% Expenditure Change	0.23%	3.15%	4.18%	2.92%	2.89%	2.86%
Spending Variance	(\$305,170)	\$2,739,159	(\$1,996,096)	(\$3,549,891)	(\$3,824,330)	(\$4,765,202)
E.O.Y. APU's						
	3,474.17	3,513.00	3,456.20	3,386.80	3,386.80	3,386.80
Unassigned Fund Balance						
	2023	2024	2025	2026	2027	2028
Begin Fund Equity	\$7,567,945	\$6,005,382	\$7,438,158	\$4,151,846	(\$668,507)	(\$5,763,299)
Spending Variance	(\$305,170)	\$2,739,159	(\$1,996,096)	(\$3,549,891)	(\$3,824,330)	(\$4,765,202)
Non Spendable	\$43,056	\$31,798	\$31,798	\$31,798	\$31,798	\$31,798
Committed	\$0	\$0	\$0	\$0	\$0	\$0
Assigned	\$318,827	\$318,827	\$318,827	\$318,827	\$318,827	\$318,827
Restricted	\$373,319	\$282,009	\$262,574	\$266,864	\$265,015	\$255,842
Change in Restricted	(\$120,683)	(\$91,310)	(\$19,435)	\$4,290	(\$1,849)	(\$9,173)
Unassigned Fund Balance	\$6,255,879	\$7,887,683	\$4,620,806	(\$203,837)	(\$5,296,781)	(\$11,323,271)
Unassigned Fund Balance %	10.56%	12.91%	7.26%	-0.31%	-7.86%	-16.33%
-2.5% or less is S.O.D.	OK	OK	OK	OK	S.O.D.	S.O.D.
Goal Reserve Amount	\$5,628,800	\$5,806,268	\$6,049,137	\$6,225,809	\$6,405,826	\$6,588,828
Fund Balance Goal Achieved	YES	YES	NO	NO	NO	NO
Plan Change Needed	\$0	\$0	-\$1,428,331	-\$6,429,646	-\$11,702,606	-\$17,912,099

Resulting Assumptions in the Plan	2023	2024	2025	2026	2027	2028
Enrollment Change (EC-12)						
Change in APU's		39	(57)	(69)	0	0
Basic State Funding / P.U. % Change		4.00%	2.00%	2.00%	2.00%	2.00%
Total Revenues % Change	-0.46%	8.33%	-3.41%	0.50%	2.61%	1.55%
Total Expenditures % Change	0.23%	3.15%	4.18%	2.92%	2.89%	2.86%