

Agenda

- I. Call to Order
- II. Pledge of Allegiance
- III. Declaration of Open Meeting
- IV. Approval of Agenda
- V. Approval of Minutes
- VI. Approval of Financial Report
- VII. Public Comment
- VIII. Reports
 1. Activity Director
 2. Principals
 3. Student Board Member
 4. Superintendent
- IX. Action Items
 1. Take all necessary action to approve appointments and resignations.
 2. Take all necessary action to appoint an NASB Delegate.
 3. Take all necessary action to approve the 2016-17 multicultural report.
 4. Take all necessary action to approve the 2016-17 Early Resignation Incentive Program
 5. Take all necessary action to approve an auction for the Wellington facility.
 6. Take all necessary action to approve the first reading of new, revised and reaffirmed policies, including 1000, 1010, 1020, 1030, 1030A, 1040, 1050, 1050A, 1050B, 1060, 1070, 1080, 1100, 1101, 1110, 1120, 1200, 1210, 1220, 1220 Form, 1240, 1250, 1260.
 7. Take all necessary action to approve the purchase of a Karcher walk behind scrubber for \$7020 and a Windsor Clipper Carpet Cleaner for \$3430.26.
- X. Discussion Items
 1. State of the Schools Report and annual report
 2. Testing update
 3. Wellington Facility
 4. Financial Audit
 5. Bus Barn
 6. Superintendent Evaluation
- XI. Executive Session with respect to collective bargaining.
- XII. Adjourn

Board of Education Regular Meeting October 11, 2016 6:00 PM Conference Room

Attendance Taken at 6:01 PM: Present Board Members: Thomas Gaschler, Karl Meeske, Willy O'Neil, Jeff Olsen, Dan Reeves, Gregg Smith, Penny Strand, Sheila Stromberger, Steve Wallin Updated Attendance: Dan Reeves was updated to present at: 6:08 PM. Gregg Smith was updated to present at: 6:13 PM.

I. Call to Order Discussion: President Olsen called the meeting to order at 6:00 pm.

II. Pledge of Allegiance Discussion: Pres. Olsen led assembly in pledge of allegiance.

III. Declaration of Open Meeting Rationale: This meeting has been preceded by advance notice and is hereby declared to be in open session. A copy of the Open Meetings Act is posted in the board room. Discussion: Pres. Olsen directed assembly's attention to the Open Meetings Act.

IV. Approval of Agenda Motion Passed: Motion to approve the agenda as presented passed with a motion by Karl Meeske and a second by Willy O'Neil. Thomas Gaschler -Yes, Karl Meeske-Yes, Willy O'Neil-Yes, Jeff Olsen-Yes, Dan Reeves-Absent, Gregg Smith-Absent, Penny Strand-Yes, Sheila Stromberger-Yes, Steve Wallin-Yes

V. Approval of Minutes Motion Passed: Motion to approve the minutes as presented passed with a motion by Sheila Stromberger and a second by Karl Meeske. Thomas Gaschler -Yes, Karl Meeske-Yes, Willy O'Neil-Yes, Jeff Olsen-Yes, Dan Reeves-Absent, Gregg Smith-Absent, Penny Strand-Yes, Sheila Stromberger-Yes, Steve Wallin-Yes

VI. Approval of Financial Report Motion Passed: Motion to approve the financial report as presented for General expenditures in the amount of \$588,189.17 and Special Building expenditures in the amount of \$58,924.30 passed with a motion by Karl Meeske and a second by Willy O'Neil. Thomas Gaschler -Yes, Karl Meeske-Yes, Willy O'Neil-Yes, Jeff Olsen-Yes, Dan Reeves-Absent, Gregg Smith-Absent, Penny Strand-Yes, Sheila Stromberger-Yes, Steve Wallin-Yes

VII. Public Comment Discussion: Ms. Ferguson inquired as to handbook clarification regarding community service and other graduation requirements specifically related to gpa calculation. Supt. Lefdal responded noting further written clarification will be forthcoming and communicated to parents.

VIII. Reports

VIII.A. Activity Director Discussion: Cross Country Districts this week in Ogallala on Thursday at the West Wind Golf Course. The district meet will begin at 3:00 PM with C-4 V-Girls, 3:30 PM B-4 V-Girls, 4:00 PM C-4 V-Boys and B-4 V-Boys at 4:30 PM. There will be 10 teams competing in our C-4 District. Please note the cutoff for class D this year was 138 and Chase Co was at 140, causing us to move up to class C. The State JH Cross Country Championships were held in Omaha this last Sat. Oct 8th. Jordan Jablonski placed 7th out of 155 in the open division with a time of 12:57.60. It was a great experience for Jordan and I would like to thank Jonathon Beverly for making the trip to Omaha and taking the time to be there to help Jordan out. SPVA Volleyball Tour. Sat. Oct. 15th at Ogallala, with SPVA utilizing a central location. Chase County is #1 seed and will have a bye first round, playing the winner of Perkins Co. and Bridgeport at 11:30 AM. Games will be played in the new Prairie View gym and in the city auditorium. Hauxwell continues to seek opportunities for younger athletes to play; Oct. 10th, 9th/10th volleyball went to Sutherland for a quad with Sutherland, Chase Co., NPSPs and McCook. JH Wrestling is quickly approaching. Chad Oxford, Chase Co. Fair Board, has been contacted regarding use again of the 4-H Building and if not we will use Wellington gym. Lastly, still assessing the lights in the auditorium in preparation for hosting play production in November.

VIII.B. Principals Discussion: On behalf of both himself and Prin. Odens, Prin. Scheel updated the Board noting they are working on consistent, curriculum standards K-8 and implementing the NDE "Checks for Learning" to identify quarterly gaps in learning. Last week he, Mr. Gerhartz and Prin. Odens attended NETS conference with 6 staff that were new hires from the last two years. Scheduled for Nov 4 they will present for all staff. Depended communication and improved instructional culture were highlights of note, as well as continuing to incorporate more technology in the classroom. Member O'Neil inquired as to how the middle school was going and Prin. Scheel noted the weekly teacher meetings have resulted in honest discussions where logistics continue as one

of the most consistent concerns, however, the energy in that building, and collaboration and student to student interaction has been such a positive. Scheel clarified for Member Stromberger there is no cost for Checks for Learning, and though it is available down to 3rd grade, he and Odens will focus starting 5-8 and will hold off on 9-12 to see where ACT assessment clarification falls out. Scheel added Checks for Learning will be used as a demonstration of proficiency, targeted quarterly, aligning with state standards. Member Smith inquired regarding use of Chromebooks, and Scheel noted they are holding up better than the Macs that are still in circulation, as Mr. Gerhartz continues to assess Macs for repair. Supt. Lefdal noted Chase Co. Schools will certify Mr. Gerhartz as a Lenova/Chromebook tech as has been recommended in order to best manage the devices in house.

VIII.C. Student Board Member Discussion: Student Board Member, Josie Peterson was present and briefly introduced herself. She noted currently student council is planning the Homecoming dance. She mentioned that bells were of a concern but that Administration has since remedied. Supt. Lefdal noted in her absence, alternates Rylee Christensen and Caine Haarberg will be present at the meeting.

VIII.D. Superintendent Discussion: Supt. Lefdal noted communication continues to be a concern and he is continually looking to improve. Lefdal has been working with city reps on a few issues including new dirt for all of the fields and then a working agreement between the city and the school for maintenance, upkeep and improvements on shared facilities such as the softball field, pool and Wellington field. Supt. Lefdal and Board discussed the Wellington facility and future options of a sale and/or lease. He mentioned finalizing the majority of fall State reporting, including the CDC reports (See attached document for full list.) In addition, District has been working on NCLB/Title Grants, Title I Accountability, Sped IDEA, LEP/Poverty and finishing MOE (Maintenance of Effort) issues from 14/15 school year. Clarifying Lefdal noted the District did not make MOE sped spending in 14/15, falling short approx. \$46,000. The District worked with auditors to reclassify some expenses. Our auditors will then amend our AFR (Annual Financial Report) and drafted a letter stating their approval addressed to the state. Through this due diligence, it appears as though no refund will be required. Lefdal highlighted in order to keep staff members feeling "in the loop" that he will be sending weekly information emails out to communicate better with everyone. In addition, he is looking at a few programs that allow better communication from staff, community, board, etc. (thoughtexchange). Lefdal returned from DALI (District Administrators Leadership Institute) conference, after having been invited to participate in this national conference in San Antonio. The conference picked up all of the expenses to attend. Lefdal participated with 70 superintendents from across the country noting it was an amazing opportunity... the discussion and networking opportunities were tremendous. Lefdal mentioned a couple of speakers have been scheduled for student body presentations including the return of DeMoine Adams and a speaker from McCook on dating violence. Lefdal has been finalizing our Rule 10 requirements and will have that finished prior to Nov. 1st. A discussion was held regarding the lack of lights in the HS parking lot, which had shut off pending construction. Olsen expressed safety concerns and Lefdal responded noting he will research temporary options. Thursday, Oct. 6th and 7th the external audit was completed. The auditors suggested some internal improvements for efficiency and effectiveness that Lefdal will look to implement. In all, the audit team was a great group to work with and he appreciated the time they took to make our school better. A bus company came and looked at the Vanhool, noting they are not interested in a purchase but would take it as a trade-in. No amounts were discussed. This will require further discussion in the transportation committee. The building and grounds committee said there is a soil compaction issue being resolved with the addition construction. Also committee business is the District continues to assess and work with PTO on playground equipment improvement, review safety security plan and consider external door and camera/security system operations. In addition, the auditorium lights are out, believed to be a circuit board failure. The best plan of action is still being assessed. District enrollment has increased to 640. Lastly,

lunchroom management is still in highlighted consideration but Lefdal noted changes have resulted in a much better student flow through this limited space.

IX. Action Items

IX.A. Take all necessary action to approve the BAS and HVAC service agreement.

Discussion: Discussion was held regarding both options. Members expressed the importance of on-going maintenance of the system but wanted to consider the costs more fully both with and without an overriding service agreement therefore action was tabled.

IX.B. Take all necessary action to approve the 2018-19 IEA as the exclusive bargaining agent for the district. Motion Passed:

Motion to approve the 2018-19 IEA as the exclusive bargaining agent for the district passed with a motion by Gregg Smith and a second by Willy O'Neil. Thomas Gaschler-Yes, Karl Meeske-Yes, Willy O'Neil-Yes, Jeff Olsen-Yes, Dan Reeves-Yes, Gregg Smith-Yes, Penny Strand-Yes, Sheila Stromberger-Yes, Steve Wallin-Yes

IX.C. Take all necessary action to approve \$5000 for softball field improvements.

Motion Passed: Motion to approve a \$5000 expenditure to the city for dirt on the softball field passed with a motion by Sheila Stromberger and a second by Steve Wallin. Thomas Gaschler-Yes, Karl Meeske-Yes, Willy O'Neil-Yes, Jeff Olsen-Yes, Dan Reeves-Yes, Gregg Smith-Yes, Penny Strand-Yes, Sheila Stromberger-Yes, Steve Wallin-Yes

IX.D. Take all necessary action to approve the 2016-17 technology plan Motion Passed:

Motion to approve the 2016-17 technology plan passed with a motion by Sheila Stromberger and a second by Gregg Smith. Thomas Gaschler-Yes, Karl Meeske-Yes, Willy O'Neil-Yes, Jeff Olsen-Yes, Dan Reeves-Yes, Gregg Smith-Yes, Penny Strand-Yes, Sheila Stromberger-Yes, Steve Wallin-Yes

X. Discussion Items

X.A. State Conference Discussion Discussion: Reservations have been made at the conference hotel. Members should finalize plans with Supt. Lefdal.

X.B. Wellington Facility Discussion: Board reviewed a working draft lease agreement option. Facility committee member O'Neil noted several alternatives for Wellington exist including lease vs. sell as well as how to sell need to be considered. Building Committee, City and Fire Dept. and other vested interested parties will plan to meet for further discussion.

X.C. Wellness and Safety/Security plan Discussion: The Wellness and Safety/Security plan standard was passed by the State Dept. in June. Supt. Lefdal noted the process will include an initial questionnaire, committee establishment, concerns identified, State Dept. will approve plan, once approved the plan will be audited and then execution of the plan will be audited.

X.D. Move board meetings to third Monday of the month. Discussion: Brief discussion was held resulting in meetings remaining second Tuesday of the month.

XI. Adjourn Discussion: Meeting was adjourned at 7:30 pm.

Board President

Board Secretary

Invoice No.	Submit Date	PO No.	Payment Vendor	Comment	Invoice Amount
PEV102516	10/28/2016		Bischoff, Diane K	trafone fee for staff	\$ 42.99
389223/389094	11/1/2016		Adams Lumber Co	property maintenance supplies	\$ 190.40
388986/A2443	11/1/2016		Adams Lumber Co	paint and supplies,	\$ 681.31
27845	11/1/2016		Baker and Associates	5/26/2016 balance	\$ 84,982.50
71078933/7107	11/1/2016		Bomgaars	lawnmower wheels, tool box	\$ 373.97
16616	11/1/2016		Brico Pest Control	regular service	\$ 44.00
2016Renewal	11/3/2016		Career Cruising	Career Cruising License Renewal Jan17-Dec 17.	\$ 445.00
117943	11/1/2016		Carquest Auto Parts	parts for transportation	\$ 79.11
11152016	11/1/2016		City Of Imperial	9/19-10/19 bill	\$ 12,501.21
0009296	11/2/2016		DataShield	shredding service 10/27/16	\$ 61.00
5993855	11/1/2016	7091	Demco, Inc.	schoolmate deluxe stereo/headphones	\$ 442.37
3525676	11/1/2016		Ecolab	disinfectant	\$ 179.86
3700	11/1/2016		ESU #16	Audiology,Deaf Ed Consultants,Program Supervision	\$ 224.24
CRIS000231	11/1/2016		ESU Coordinating Cc	Crisis Registration fees	\$ 1,225.00
NEMCC70946	11/1/2016		Fastenal	Step Ladder	\$ 164.53
569768	10/31/2016	7054	Frenchman Valley Cc	tire disposal	\$ 60.00
569888	10/31/2016	7074	Frenchman Valley Cc	Truck tire repair	\$ 40.00
10202016	10/31/2016		Frenchman Valley Cc	fuel for Admn, Sped and other pupil transportation for 9/22-10/21	\$ 4,253.31
114828	11/1/2016	7094	Harchelroad Motors - wiper arm		\$ 56.30
Nov102016	11/1/2016		Hometown Leasing	copier lease for November	\$ 962.11
0572225/25775	11/1/2016		Ideal Linen Supply In	mats	\$ 68.64
0569352/05722	11/2/2016	7109	Ideal Linen Supply In	shop rags/uniforms	\$ 63.93
622902/623427	10/31/2016		Imperial NAPA	bus repair parts, property maintenance supplies	\$ 189.54
12-84203	11/1/2016	7099	Inland	back ordered parts (spring kit, single GM EB shoe)	\$ 74.12
INV32367	10/27/2016		JAMF Software, LLC	New iOS Hosting, Product maintenance and support, standard minimum JumpStart iOS-remote .:	\$ 3,598.75
22584	11/1/2016		Menards	googone gel, spray head, cut off riser, hose, all purpose tub, hooks, taping knife,extnns pole, mat	\$ 175.02
9/26-10/25	11/1/2016		Owens True Value	property maintenance supplies, instructional supplies, bus barn supplies	\$ 401.31
Nov32016	11/3/2016		Petty Cash	replenish for postage	\$ 187.00
2664	11/1/2016		Platinum T-Shirt and	shirts for janitorial staff	\$ 174.87
ShapeMemRen	11/3/2016		Shape Magazine	Shape Membership Renewal fee	\$ 139.00
9774004958	10/31/2016		Verizon Wireless	9/21-10/20	\$ 107.34
1709	11/1/2016		Waunta Roller Mills	50LB flour	\$ 72.75
PEV100716	10/19/2016		Lakey, Linda M	Reimbursement for meals ULC workshop	\$ 22.93
PEV10142016	10/20/2016		Strand, Agnes M	Fuel to Kearney to pick up instruments	\$ 67.21
10122016	10/25/2016		A T & T	9/12-10/12 LD bill	\$ 141.09
6644469-2	10/19/2016		Blick Art Materials	remaining amount due on PO 7035 that wasn't included.	\$ 10.29
71074670	10/18/2016		Bomgaars	PVC boots, sump pump, PVC nipple, reducing bushing	\$ 235.74
16306	10/18/2016		Brico Pest Control	regular service	\$ 44.00
23863	10/19/2016		Dana F. Cole & Com	accounting and auditing services 10/7/16 for end of fiscal year.	\$ 6,250.00
5979376	10/19/2016		Demco, Inc.	Colorful classification lables (bilingual).	\$ 12.34
236	10/19/2016		DeMoine, Adams	School Assembly 'Bring Your A Game' 11/5/2016	\$ 1,250.00
3285080	10/19/2016		Ecolab	janitorial supplies/cleaning	\$ 146.50
627411	10/26/2016		Econolight	exit lights and emergency signs.	\$ 216.79
10042016	10/19/2016		Hershberger Piano &	used instrument purchase/repairs on instruments from 6/09-10/01/16	\$ 4,026.52
1751	10/19/2016		Holiday Farms	mowing 9/1,9/8,9/14,9/21,9/28 & 4th spraying application on playing & practice field around sc	\$ 4,350.00
56113/56115/5	10/19/2016		Holiday Inn Of Kearn	hotel rooms for Tech Conference 10/07/16.	\$ 594.00
0003787	10/26/2016		Kittle's Music	Sheet Music	\$ 40.00
135371	10/26/2016		Lou Kraus Music	Repair on Yamaha Piccolo	\$ 20.00
7748	10/19/2016		NE Department of La	Elevator inspection 9/13/16	\$ 140.00
0156368/01563	10/19/2016		Nebraska Central Eq	bus repair parts	\$ 345.97
7024973653-2	10/19/2016		Pearson Education	Student lesson packets with premium digital access (24 pk) also for KDG (prior year 15-16 invo	\$ 2,047.92
4024786722/4C	10/19/2016	7020	Pearson Education	Math workbooks	\$ 108.51
90651/90677	10/25/2016		Pivot Electric	Electrical service call (unhook dishwasher so it could be replaced & then rewired new dishwashe	\$ 272.83
M6009614	10/25/2016		Scholastic, Inc	Let's Find Out magazines	\$ 346.50
0601386	10/25/2016		School Nurse	Baby wipes (72)	\$ 356.40
201804335850	10/19/2016		SourceGas CCCC	9/08-10/06	\$ 1,757.38
207408051998	10/19/2016		SourceGasCCS	09/08-10/06 service period for 520 E 9th & 1000 Wellington	\$ 598.57
9302016	10/20/2016		Stelling Brass	instrument repairs 9/2-9/23	\$ 858.75
10052016	10/20/2016	7019	Subway	Party sub sandwiches for P-T conferences 9/22/16	\$ 252.00
379625890/38C	10/21/2016		SupplyWorks	janitorial supplies	\$ 727.48
0614312185	10/27/2016		Sysco Denver, Inc	remaining balance on cafeteria dishwasher	\$ 589.17
121572	10/21/2016		UNISAN	Can Liners	\$ 229.40
Direct	10/25/2016		USBank	See attached detail report	\$ 9,860.16
9772901002	10/21/2016		Verizon Wireless	9/2-10/2 phone charges	\$ 132.15
9048924-5	10/21/2016		Woodworkers Supply	2 pkgs of 100 Derma-Lite nitrilieuups	\$ 27.70
PEV110316	11/3/2016		Randy Hayes	Fuel reimbursement for Denver Musical trip/NMEA Conf & All State Chorus reg.	\$ 130.00
					\$ 148,469.78
					October Payroll \$ 487,111.46
					Total October Bills \$ 625,721.08
					Depreciation Fund 1,277.99

Status: <All>

Bank	Account Number
Adams Bank	2435737

Paid Date	Check Num	Vendor Name	Amount	Check Status
10/11/2016	7428	Dickey, Angela E	\$ 90.00	Paid
10/11/2016	7429	Hiland Dairy	\$ 52.27	Paid
10/11/2016	7430	Nicole Spady	\$ 90.00	Paid
10/14/2016	7431	Cari Brownawell	\$ 265.00	Paid
10/14/2016	7432	Dundy County Stratton School	\$ 40.00	Paid
10/14/2016	7433	Imperial Baseball/Softball Association	\$ 34.50	Paid
10/14/2016	7434	Krystal Borges	\$ 305.00	Paid
10/14/2016	7435	Platinum T-Shirt and Embroidery	\$ 349.00	Paid
10/14/2016	7436	Robert Allberry	\$ 450.00	Paid
10/14/2016	7437	Toni Rieker	\$ 561.00	Paid
10/14/2016	7438	Beverly, Jonathan H	\$ 170.11	Paid
10/14/2016	7439	MacService	\$ 179.00	Paid
10/14/2016	7440	Nebraska State Interscholastic Athletic Admn Assoc	\$ 210.00	Paid
10/14/2016	7441	Ramada Limited-Indianapolis	\$ 3,480.75	Paid
10/17/2016	7442	Matt Hanna	\$ 45.00	Paid
10/17/2016	7443	Maxwell, Matthew K	\$ 45.00	Paid
10/17/2016	7444	Miles Colson	\$ 45.00	Paid
10/17/2016	7445	Nicole Spady	\$ 90.00	Paid
10/17/2016	7446	Ray Malleck	\$ 45.00	Paid
10/17/2016	7447	Dickey, Angela E	\$ 90.00	Paid
10/17/2016	7448	Hiland Dairy	\$ 67.06	Paid
10/17/2016	7449	Lou's Sporting Goods	\$ 1,450.50	Paid
10/17/2016	7450	Missouri Turf Paint	\$ 799.84	Paid
10/17/2016	7451	NE FFA Foundation-NE State Fair Acct	\$ 25.00	Paid
10/17/2016	7452	Trey Bahler	\$ 75.00	Paid
10/18/2016	7453	McCook High School	\$ 77.00	Paid
10/20/2016	7454	Night Sounds Entertainment	\$ 700.00	Paid
	7455	NSAA		Void
10/20/2016	7456	Scholastic Reading Club	\$ 30.00	Paid
10/20/2016	7457	NSAA	\$ 61.00	Paid
10/28/2016	7458	Dave Leggott	\$ 400.00	Paid
10/28/2016	7459	Family, Career & Community Leaders of American	\$ 299.00	Paid
10/28/2016	7460	Speck, Jason L	\$ 1,683.58	Paid
10/28/2016	7461	M & M Natural Jaz	\$ 95.00	Paid
Subtotal			\$ 12,399.61	
Total			\$ 12,399.61	

Description	09 - Activity	Total
	\$ -	\$ -
Total Expenditure	\$ -	\$ -
9001 - CCHS Athletics	\$ (9,602.98)	\$ (9,602.98)
9002 - CCHS Softball	\$ (5,896.28)	\$ (5,896.28)
9003 - CCHS Football	\$ (25,506.53)	\$ (25,506.53)
9004 - CCHS Volleyball	\$ (8,134.35)	\$ (8,134.35)
9005 - CCHS X-County	\$ (1,715.02)	\$ (1,715.02)
9006 - CCHS Basketball-Girls	\$ (4,974.97)	\$ (4,974.97)
9007 - CCHS Basketball-Boys	\$ (4,635.15)	\$ (4,635.15)
9008 - CCHS Wrestling	\$ (23,764.75)	\$ (23,764.75)
9009 - CCHS Track-Girls	\$ (4,013.03)	\$ (4,013.03)
9010 - CCHS Track-Boys	\$ (3,867.00)	\$ (3,867.00)
9011 - CCHS Golf	\$ (1,214.10)	\$ (1,214.10)
9013 - JH Football	\$ (1,119.67)	\$ (1,119.67)
9014 - JH Volleyball	\$ (3,178.82)	\$ (3,178.82)
9015 - JH Basketball-Girls	\$ (720.00)	\$ (720.00)
9016 - JH Basketball-Boys	\$ (1,080.00)	\$ (1,080.00)
9017 - JH Wrestling	\$ (285.00)	\$ (285.00)
9018 - JH Track-Girls	\$ (2,511.11)	\$ (2,511.11)
9019 - JH Track-Boys	\$ (293.43)	\$ (293.43)
9020 - PE Uniform Resale	\$ (4,066.61)	\$ (4,066.61)
9023 - AD Savings	\$ (384.53)	\$ (384.53)
9100 - Cheerleaders	\$ (3,326.72)	\$ (3,326.72)
9101 - CCHS Annual	\$ (2,458.04)	\$ (2,458.04)
9102 - CCES Yearbook	\$ (2,078.21)	\$ (2,078.21)
9103 - Thespians	\$ (1,880.23)	\$ (1,880.23)
9104 - Student Council	\$ (2,967.78)	\$ (2,967.78)
9105 - Exploring Free Enterprise (HAL Store)	\$ (305.00)	\$ (305.00)
9106 - CCS Flower Fund	\$ (27.70)	\$ (27.70)
9107 - Technology	\$ (179.00)	\$ (179.00)
9108 - Electric Car Project	\$ (96.60)	\$ (96.60)
9200 - FBLA	\$ (1,539.50)	\$ (1,539.50)
9201 - FBLA -Sponsor	\$ (25.00)	\$ (25.00)
9205 - FCCLA	\$ (7,819.49)	\$ (7,819.49)
9206 - FCCLA-Sponsor	\$ (1,701.23)	\$ (1,701.23)
9207 - Pro-Start	\$ (313.26)	\$ (313.26)
9210 - FFA	\$ (42,679.50)	\$ (42,679.50)
9211 - FFA-Sponsor	\$ (1,132.72)	\$ (1,132.72)
9214 - I.A Resale	\$ (5,947.48)	\$ (5,947.48)
9212 - FFA-Farm Account	\$ (4,290.03)	\$ (4,290.03)

9215 - I.A. Resale	\$	(1,557.00)	\$	(1,557.00)
9300 - Show Choir	\$	(5,648.93)	\$	(5,648.93)
9301 - Show Choir Outfits	\$	(826.89)	\$	(826.89)
9303 - CCES Music Resale	\$	(270.74)	\$	(270.74)
9305 - Band Resale	\$	(10,318.65)	\$	(10,318.65)
9308 - Drama	\$	(81.66)	\$	(81.66)
9402 - CCES Activity Fund	\$	(757.82)	\$	(757.82)
9407 - Lock Resale	\$	(50.00)	\$	(50.00)
9410 - Milk Vending	\$	(1,646.74)	\$	(1,646.74)
9505 - Class of 2016	\$	(2,252.45)	\$	(2,252.45)
9506 - Class of 2017	\$	(4,836.40)	\$	(4,836.40)
9507 - Class of 2018	\$	2,749.00	\$	2,749.00
9804 - Alta Heir Scholarship	\$	(500.00)	\$	(500.00)
9999 - Clearing	\$	(5,418.02)	\$	(5,418.02)
Total Other Financing Sources (Uses)	\$	(217,147.12)	\$	(217,147.12)
Excess (deficiency) of revenues and other financing sources over expenditures and other financing uses	\$	(217,147.12)	\$	(217,147.12)
Fund Balance, Beginning of year	\$	-	\$	-
Fund Balance, End of year	\$	(217,147.12)	\$	(217,147.12)

US BANK 10-25-2016

Item No.	Item Descript	Bid No.	Unit Price	Account Code	Item Total
1	TeachersPayTeachers-1st grade math-Dannett		\$ 198.00	01-1100-410-100	\$ 198.00
2	Nebraska Music Educators Assn Conference/Clinic-Strand		\$ 100.00	01-1100-690-200	\$ 100.00
3	Amazon-wall mount bracket, desk caddy-Herbert's office		\$ 48.96	01-2120-410-200	\$ 48.96
4	Amazon-(10)MacBook Hard Drive		\$ 357.90	01-1100-460-000	\$ 357.90
5	PayPal-(2)Panasonic Signal Relays-Auditorium		\$ 15.98	01-1100-319-000	\$ 15.98
6	PC Parts-(2)Chromebook Panels-Ekberg		\$ 79.98	01-1100-460-000	\$ 79.98
7	Amazon-(11)Brackets for Ipad-Gerhartz		\$ 197.89	01-1100-460-000	\$ 197.89
8	M & M's Natural Jaz-Auditors' Lunch		\$ 41.83	01-2320-410-000	\$ 41.83
9	In *American First Aid-Eye Wash-shop supplies		\$ 38.72	01-2750-410-000	\$ 38.72
10	United Airlines-Bag Fee-Lefdal		\$ 50.00	01-2320-670-000	\$ 50.00
11	Amazon-Replacement screen-iPad-Ekberg		\$ 21.99	01-1100-460-000	\$ 21.99
12	PayPal-Star Cab-Lefdal-San Antonio		\$ 28.35	01-2320-670-000	\$ 28.35
13	STI Inc-GPS System		\$ 25.00	01-2510-319-000	\$ 25.00
14	TransArctic-Repairs-SPED bus		\$ 505.01	01-2750-338-000	\$ 505.01
15	JW Pepper-music-Liess		\$ 279.68	01-1100-410-100	\$ 279.68
16	PlankRoadPublishing-Liess		\$ 81.14	01-1100-410-100	\$ 81.14
17	Dollar General-Family Time Supplies		\$ 58.28	01-1100-410-100	\$ 58.28
18	TeachersPayTeachers-1st grade reading		\$ 100.00	01-1100-410-100	\$ 100.00
19	DeWalt Service-(3)Belt Sander Replacement belts-Gleisberg		\$ 31.89	01-1100-410-200	\$ 31.89
20	Old Chicago-Scheel		\$ 101.48	01-2410-670-000	\$ 101.48
21	SQ Flippin Sweet Burgers-Scheel		\$ 80.60	01-2410-670-000	\$ 80.60
22	Great Plains Subs-Scheel		\$ 22.09	01-2410-670-000	\$ 22.09
23	SQ Flippin Sweet Burger-Scheel		\$ 38.27	01-2410-670-000	\$ 38.27
24	Denver Center for Performing Arts-Creative Writing Trip-R. Bottom		\$ 693.00	01-1100-411-000	\$ 693.00
25	Taco Bell-Scheel		\$ 8.65	01-2410-670-000	\$ 8.65
26	Gulf Oil-Scheel		\$ 27.58	01-2410-670-000	\$ 27.58
27	Sozo American Cuisine-Scheel		\$ 34.08	01-2410-670-000	\$ 34.08
28	In Centrum Sound Systems-wireless handheld microphone-Liess		\$ 198.00	01-1100-410-100	\$ 198.00
29	ACDA-Membership renewal-Liess		\$ 125.00	01-1100-630-100	\$ 125.00
30	Country Inn & Suites-Kearney-Sheaffer		\$ 113.11	01-4213-690-000	\$ 113.11

31	Country Inn & Suites-Kearney-Ahlers	\$	113.11	01-4213-690-000	\$	113.11
32	Country Inn & Suites-Kearney-Boman	\$	113.11	01-4213-690-000	\$	113.11
33	Hotels.com-Crisis Training-Scottsbluff	\$	969.96	01-2320-690-000	\$	969.96
34	Amazon-"Warriors:Dawn of the Clans"-Library Books	\$	21.39	01-2222-430-000	\$	21.39
35	Amazon-(25)Earbuds-Losey-3rd grade	\$	34.75	01-1100-410-100	\$	34.75
36	Amazon-(24)Dry Erase Boards-Losey-3rd grade	\$	47.80	01-1100-410-100	\$	47.80
37	Hotels.com-Safety Meeting-Rooms Kearney	\$	373.85	01-2320-690-000	\$	373.85
39	Sam and Louie's Pizza-Lefdal	\$	110.86	01-2320-670-000	\$	110.86
40	Amazon-(5)"A Farewell to Arms"Zuege-Am Hist 2	\$	51.80	01-1100-420-200	\$	51.80
41	Amazon-(8)"All Quiet.."(5)"Catch-22"-Zuege-Am Hist 2	\$	108.83	01-1100-420-200	\$	108.83
42	Amazon-(5)"A Soldier of the Great War"-Zuege-Am Hist 2	\$	56.50	01-1100-420-200	\$	56.50
43	Amazon-(1)"Over There"-Zuege-Am Hist 2	\$	9.24	01-1100-420-200	\$	9.24
44	Amazon-(1)"Over There"-Zuege-Am Hist 2	\$	8.94	01-1100-420-200	\$	8.94
45	APL*ITUNES-Garage Band-Hayes	\$	4.99	01-1100-410-200	\$	4.99
46	APL*ITUNES-Apps-K-4	\$	6.99	01-1100-460-100	\$	6.99
47	APL*ITUNES-Garage Band-Hayes	\$	19.96	01-1100-410-200	\$	19.96
48	APL*ITUNES-Apps-K-4	\$	29.70	01-1100-460-100	\$	29.70
49	APL*ITUNES-Apps-K-4	\$	44.70	01-1100-460-100	\$	44.70
50	APL*ITUNES-Apps-K-4	\$	44.70	01-1100-460-100	\$	44.70
51	APL*ITUNES-Apps-K-4	\$	29.70	01-1100-460-100	\$	29.70
52	APL*ITUNES-Apps-K-4	\$	14.70	01-1100-460-100	\$	14.70
53	APL*ITUNES-Apps-K-4	\$	104.70	01-1100-460-100	\$	104.70
54	APL*ITUNES-Apps-K-4	\$	29.70	01-1100-460-100	\$	29.70
55	APL*ITUNES-Apps-K-4	\$	14.70	01-1100-460-100	\$	14.70
56	APL*ITUNES-Apps-K-4	\$	44.70	01-1100-460-100	\$	44.70
57	Gulf Oil-Scheel-Fuel	\$	29.57	01-2410-670-000	\$	29.57
58	Applebee's-Scottsbluff-Scheel	\$	76.80	01-2410-670-000	\$	76.80
59	Quia Web-subscription-HS	\$	429.00	01-1100-460-200	\$	429.00
60	Gulf Oil-Ogallala-Scheel Fuel	\$	29.75	01-2410-670-000	\$	29.75
61	APL*ITUNES-2nd grade math app	\$	74.70	01-1100-460-100	\$	74.70
62	Activity	\$	1,830.51	01-9000-752-000	\$	1,830.51

Total \$ 8,582.17

Cycle: FY16-17; Begin Date: 9/1/2016; End Date: 11/4/2017; Primary Sort Element: Fund; Secondary Sort Element: Function; Account List: ((Function] Between '1000' AND '8000') AND ((Fund] In ('01','10')) AND ((Object] Between '000' AND '755')

Primary Sort Element	Secondary Sort Element
01	Function:1100 - REGULAR INSTRUCTIONAL PROGRAMS

Account Code	Description	Adopted Budget	Current Budget	Actuals	YTD Actuals	Encumbrance	Projected	YTD Available
01-1100-110-00	Salaries-teacher:	\$ 69,000.00	\$ 69,000.00	\$ 37,842.79	\$ 37,842.79	\$ -	\$ 37,842.79	\$ 31,157.21
01-1100-110-10	REGULAR INST	\$ 732,008.00	\$ 732,008.00	\$ 177,195.29	\$ 177,195.29	\$ -	\$ 177,195.29	\$ 554,812.71
01-1100-110-20	REGULAR INST	\$ 987,425.00	\$ 987,425.00	\$ 222,903.39	\$ 222,903.39	\$ -	\$ 222,903.39	\$ 764,521.61
01-1100-110-30	MS-Teacher Sal:	\$ 431,080.00	\$ 431,080.00	\$ 108,103.59	\$ 108,103.59	\$ -	\$ 108,103.59	\$ 322,976.41
01-1100-111-00	Salaries-ESU Sti	\$ 5,500.00	\$ 5,500.00	\$ 2,800.00	\$ 2,800.00	\$ -	\$ 2,800.00	\$ 2,700.00
01-1100-112-00	Schedule B	\$ -	\$ -	\$ 46,001.72	\$ 46,001.72	\$ -	\$ 46,001.72	\$ (46,001.72)
01-1100-112-10	REGULAR INST	\$ 5,185.00	\$ 5,185.00	\$ -	\$ -	\$ -	\$ -	\$ 5,185.00
01-1100-112-20	REGULAR INST	\$ 137,370.00	\$ 137,370.00	\$ -	\$ -	\$ -	\$ -	\$ 137,370.00
01-1100-120-00	Sal-sub	\$ 75,000.00	\$ 75,000.00	\$ 1,226.25	\$ 1,226.25	\$ -	\$ 1,226.25	\$ 73,773.75
01-1100-120-10	REGULAR INST	\$ 50,000.00	\$ 25,000.00	\$ 2,809.49	\$ 2,809.49	\$ -	\$ 2,809.49	\$ 22,190.51
01-1100-120-20	REGULAR INST	\$ 25,000.00	\$ 25,000.00	\$ 5,141.50	\$ 5,141.50	\$ -	\$ 5,141.50	\$ 19,858.50
01-1100-120-30	MS-Substitute S:	\$ 25,000.00	\$ 25,000.00	\$ 3,440.50	\$ 3,440.50	\$ -	\$ 3,440.50	\$ 21,559.50
01-1100-150-00	Benefit payout U	\$ 19,375.00	\$ 19,375.00	\$ 113.03	\$ 113.03	\$ -	\$ 113.03	\$ 19,261.97
01-1100-210-00	Social Security	\$ 5,280.00	\$ 5,280.00	\$ 6,421.21	\$ 6,421.21	\$ -	\$ 6,421.21	\$ (1,141.21)
01-1100-210-10	REGULAR INST	\$ 57,438.00	\$ 55,433.00	\$ 13,319.95	\$ 13,319.95	\$ -	\$ 13,319.95	\$ 42,113.05
01-1100-210-20	REGULAR INST	\$ 77,440.00	\$ 77,440.00	\$ 16,917.99	\$ 16,917.99	\$ -	\$ 16,917.99	\$ 60,522.01
01-1100-210-30	MS- Social Secu	\$ 33,470.00	\$ 33,470.00	\$ 8,355.26	\$ 8,355.26	\$ -	\$ 8,355.26	\$ 25,114.74
01-1100-220-00	Retirement	\$ 6,815.00	\$ 6,815.00	\$ 7,056.01	\$ 7,056.01	\$ -	\$ 7,056.01	\$ (241.01)
01-1100-220-10	REGULAR INST	\$ 73,600.00	\$ 73,600.00	\$ 17,526.57	\$ 17,526.57	\$ -	\$ 17,526.57	\$ 56,073.43
01-1100-220-20	REGULAR INST	\$ 107,970.00	\$ 107,970.00	\$ 25,866.41	\$ 25,866.41	\$ -	\$ 25,866.41	\$ 82,103.59
01-1100-220-30	REGULAR INST	\$ 42,585.00	\$ 42,585.00	\$ 10,302.52	\$ 10,302.52	\$ -	\$ 10,302.52	\$ 32,282.48
01-1100-230-00	Health Ins	\$ 13,345.00	\$ 13,345.00	\$ 10,147.30	\$ 10,147.30	\$ -	\$ 10,147.30	\$ 3,197.70
01-1100-230-10	REGULAR INST	\$ 180,285.00	\$ 180,285.00	\$ 41,854.47	\$ 41,854.47	\$ -	\$ 41,854.47	\$ 138,430.53
01-1100-230-20	REGULAR INST	\$ 195,880.00	\$ 195,880.00	\$ 48,597.43	\$ 48,597.43	\$ -	\$ 48,597.43	\$ 147,282.57
01-1100-230-30	MS- Health Ins	\$ 78,375.00	\$ 78,375.00	\$ 19,117.21	\$ 19,117.21	\$ -	\$ 19,117.21	\$ 59,257.79
01-1100-231-00	Health Ins. - Dec	\$ 450.00	\$ 450.00	\$ -	\$ -	\$ -	\$ -	\$ 450.00
01-1100-231-10	REGULAR INST	\$ 13,275.00	\$ 13,275.00	\$ -	\$ -	\$ -	\$ -	\$ 13,275.00
01-1100-231-20	REGULAR INST	\$ 13,050.00	\$ 13,050.00	\$ -	\$ -	\$ -	\$ -	\$ 13,050.00
01-1100-231-30	MS- HRA District	\$ 7,425.00	\$ 7,425.00	\$ -	\$ -	\$ -	\$ -	\$ 7,425.00
01-1100-284-00	Early Retirement	\$ 3,000.00	\$ 3,000.00	\$ -	\$ -	\$ -	\$ -	\$ 3,000.00
01-1100-290-00	Other Emp Bene	\$ 175.00	\$ 175.00	\$ 80.21	\$ 80.21	\$ -	\$ 80.21	\$ 94.79
01-1100-290-10	REGULAR INST	\$ 1,835.00	\$ 1,835.00	\$ 449.52	\$ 449.52	\$ -	\$ 449.52	\$ 1,385.48
01-1100-290-20	REGULAR INST	\$ 2,470.00	\$ 2,470.00	\$ 545.86	\$ 545.86	\$ -	\$ 545.86	\$ 1,924.14
01-1100-290-30	MS- LTD District	\$ 1,035.00	\$ 1,035.00	\$ 264.68	\$ 264.68	\$ -	\$ 264.68	\$ 770.32
01-1100-319-00	Repair	\$ 5,000.00	\$ 5,000.00	\$ 3,268.89	\$ 3,268.89	\$ -	\$ 3,268.89	\$ 1,731.11
01-1100-410-00	Supplies	\$ 75,847.00	\$ 75,847.00	\$ 7,483.92	\$ 7,483.92	\$ 2,351.74	\$ 9,835.66	\$ 66,011.34
01-1100-410-10	Elem Supplies	\$ -	\$ -	\$ 691.09	\$ 691.09	\$ -	\$ 691.09	\$ (691.09)
01-1100-410-20	Supplies	\$ -	\$ -	\$ 1,961.05	\$ 1,961.05	\$ -	\$ 1,961.05	\$ (1,961.05)
01-1100-410-30	MS-Supplies	\$ -	\$ -	\$ 936.24	\$ 936.24	\$ -	\$ 936.24	\$ (936.24)
01-1100-411-00	Field Trips	\$ 1,500.00	\$ 1,500.00	\$ -	\$ -	\$ -	\$ -	\$ 1,500.00
01-1100-420-00	Textbooks	\$ 70,000.00	\$ 50,000.00	\$ 1,546.79	\$ 1,546.79	\$ -	\$ 1,546.79	\$ 48,453.21
01-1100-420-20	REGULAR INST	\$ -	\$ -	\$ 177.94	\$ 177.94	\$ -	\$ 177.94	\$ (177.94)
01-1100-425-00	E-BOOKS	\$ 6,500.00	\$ 6,500.00	\$ 2,047.92	\$ 2,047.92	\$ -	\$ 2,047.92	\$ 4,452.08
01-1100-440-00	Periodicals - ACI	\$ 2,500.00	\$ 2,500.00	\$ -	\$ -	\$ -	\$ -	\$ 2,500.00
01-1100-450-00	Audio-visual	\$ 2,000.00	\$ 2,000.00	\$ -	\$ -	\$ -	\$ -	\$ 2,000.00
01-1100-460-00	Software	\$ 75,000.00	\$ 75,000.00	\$ 3,744.19	\$ 3,744.19	\$ 2,678.00	\$ 6,422.19	\$ 68,577.81
01-1100-460-10	Software	\$ -	\$ -	\$ 74.99	\$ 74.99	\$ -	\$ 74.99	\$ (74.99)
01-1100-460-20	REGULAR INST	\$ -	\$ -	\$ 1,270.58	\$ 1,270.58	\$ -	\$ 1,270.58	\$ (1,270.58)
01-1100-460-30	MS-Computer H:	\$ -	\$ -	\$ 25.96	\$ 25.96	\$ -	\$ 25.96	\$ (25.96)
01-1100-465-00	REGULAR INST	\$ 16,000.00	\$ 16,000.00	\$ -	\$ -	\$ 3,550.00	\$ 3,550.00	\$ 12,450.00
01-1100-467-00	Web/Cloud Base	\$ 2,800.00	\$ 2,800.00	\$ 12,098.75	\$ 12,098.75	\$ -	\$ 12,098.75	\$ (9,298.75)
01-1100-490-00	Other Supplies &	\$ 17,000.00	\$ 17,000.00	\$ -	\$ -	\$ -	\$ -	\$ 17,000.00
01-1100-530-00	Furn And Equip	\$ 26,000.00	\$ 26,000.00	\$ 58.83	\$ 58.83	\$ 77.41	\$ 136.24	\$ 25,863.76
01-1100-530-20	REGULAR INST	\$ -	\$ -	\$ 398.00	\$ 398.00	\$ -	\$ 398.00	\$ (398.00)
01-1100-530-30	MS-Furn & Equip	\$ -	\$ -	\$ 1,741.99	\$ 1,741.99	\$ -	\$ 1,741.99	\$ (1,741.99)
01-1100-531-00	REGULAR INST	\$ 13,500.00	\$ 13,500.00	\$ -	\$ -	\$ -	\$ -	\$ 13,500.00
01-1100-560-00	Computer	\$ 30,000.00	\$ 3,000.00	\$ -	\$ -	\$ -	\$ -	\$ 3,000.00
01-1100-630-00	Dues & Fees	\$ 6,000.00	\$ 6,000.00	\$ 1,402.00	\$ 1,402.00	\$ 50.00	\$ 1,452.00	\$ 4,548.00

Cycle: FY16-17; Begin Date: 9/1/2016; End Date: 11/4/2017; Primary Sort Element: Fund; Secondary Sort Element: Function; Account List: ((Function] Between '1000' AND '8000') AND ((Fund] In ('01','10')) AND ((Object] Between '000' AND '755')

01-1100-630-20(Dues & Fees	\$	-	\$	-	\$	470.00	\$	470.00	\$	-	\$	470.00	\$	(470.00)
01-1100-630-30(MS-Dues & Fees	\$	-	\$	-	\$	61.00	\$	61.00	\$	-	\$	61.00	\$	(61.00)
01-1100-670-00(TravLodgMilMea	\$	6,500.00	\$	6,500.00	\$	119.00	\$	119.00	\$	-	\$	119.00	\$	6,381.00
01-1100-670-20(TravMealsMilLoc	\$	-	\$	-	\$	99.00	\$	99.00	\$	-	\$	99.00	\$	(99.00)
01-1100-670-30(MS-Travel,Meals	\$	-	\$	-	\$	198.00	\$	198.00	\$	-	\$	198.00	\$	(198.00)
01-1100-690-00(All Other	\$	4,000.00	\$	4,000.00	\$	469.11	\$	469.11	\$	-	\$	469.11	\$	3,530.89
01-1100-690-10(REGULAR INST	\$	-	\$	-	\$	454.95	\$	454.95	\$	-	\$	454.95	\$	(454.95)
01-1100-690-20(REGULAR INST	\$	-	\$	-	\$	165.00	\$	165.00	\$	-	\$	165.00	\$	(165.00)
01-1100-690-30(Other - Inservice	\$	-	\$	-	\$	619.95	\$	619.95	\$	-	\$	619.95	\$	(619.95)
Subtotal		\$ 3,837,288.00		\$ 3,763,283.00		\$ 875,985.29		\$ 875,985.29		\$ 8,707.15		\$ 884,692.44		\$ 2,878,590.56

Primary Sort El	Secondary Sort Element
01	Function:1150 - LIMITED ENGLISH PROFICIENCY PROGRAMS

Account Code	Description	Adopted Budge	Current Budget	Actuals	YTD Actuals	Encumbrance	Projected	YTD Available						
01-1150-110-00(E.L.L. Salaries-te	\$	122,540.00	\$	122,540.00	\$	30,634.26	\$	30,634.26	\$	-	\$	30,634.26	\$	91,905.74
01-1150-120-00(E.L.L. Salaries -	\$	3,000.00	\$	3,000.00	\$	632.00	\$	632.00	\$	-	\$	632.00	\$	2,368.00
01-1150-140-00(E.L.L. Salaries -	\$	12,505.00	\$	12,505.00	\$	3,126.24	\$	3,126.24	\$	-	\$	3,126.24	\$	9,378.76
01-1150-145-00(Overtime	\$	100.00	\$	100.00	\$	51.25	\$	51.25	\$	-	\$	51.25	\$	48.75
01-1150-210-00(E.L.L. Social Sec	\$	10,570.00	\$	10,570.00	\$	2,546.86	\$	2,546.86	\$	-	\$	2,546.86	\$	8,023.14
01-1150-220-00(E.L.L. Retiremen	\$	13,350.00	\$	13,350.00	\$	3,339.84	\$	3,339.84	\$	-	\$	3,339.84	\$	10,010.16
01-1150-230-00(E.L.L. Health Ins	\$	24,630.00	\$	24,630.00	\$	5,007.36	\$	5,007.36	\$	-	\$	5,007.36	\$	19,622.64
01-1150-231-00(E.L.L. Health Ins	\$	1,350.00	\$	1,350.00	\$	-	\$	-	\$	-	\$	-	\$	1,350.00
01-1150-290-00(E.L.L. Other Emj	\$	340.00	\$	340.00	\$	85.77	\$	85.77	\$	-	\$	85.77	\$	254.23
01-1150-410-00(E.L.L. Supplies	\$	800.00	\$	800.00	\$	-	\$	-	\$	-	\$	-	\$	800.00
01-1150-420-00(ELL Textbooks	\$	10,000.00	\$	5,000.00	\$	-	\$	-	\$	-	\$	-	\$	5,000.00
01-1150-450-00(ELL Audio-visual	\$	850.00	\$	850.00	\$	-	\$	-	\$	-	\$	-	\$	850.00
01-1150-530-00(ELL Furn And Ec	\$	500.00	\$	500.00	\$	-	\$	-	\$	-	\$	-	\$	500.00
01-1150-670-00(ELL Travel	\$	750.00	\$	750.00	\$	-	\$	-	\$	-	\$	-	\$	750.00
01-1150-690-00(E.L.L. All Others	\$	500.00	\$	500.00	\$	-	\$	-	\$	254.32	\$	254.32	\$	245.68
Subtotal		\$ 201,785.00		\$ 196,785.00		\$ 45,423.58		\$ 45,423.58		\$ 254.32		\$ 45,677.90		\$ 151,107.10

Primary Sort El	Secondary Sort Element
01	Function:1160 - POVERTY PROGRAMS

Account Code	Description	Adopted Budge	Current Budget	Actuals	YTD Actuals	Encumbrance	Projected	YTD Available						
01-1160-110-00(Poverty Program	\$	130,325.00	\$	53,655.00	\$	13,903.35	\$	13,903.35	\$	-	\$	13,903.35	\$	39,751.65
01-1160-120-00(Poverty Program	\$	12,300.00	\$	6,000.00	\$	2,269.00	\$	2,269.00	\$	-	\$	2,269.00	\$	3,731.00
01-1160-140-00(Poverty Program	\$	141,500.00	\$	131,080.00	\$	33,256.45	\$	33,256.45	\$	-	\$	33,256.45	\$	97,823.55
01-1160-145-00(Overtime	\$	3,500.00	\$	2,700.00	\$	3,287.08	\$	3,287.08	\$	-	\$	3,287.08	\$	(587.08)
01-1160-210-00(Poverty Program	\$	22,005.00	\$	14,800.00	\$	3,590.19	\$	3,590.19	\$	-	\$	3,590.19	\$	11,209.81
01-1160-220-00(Poverty Program	\$	26,850.00	\$	18,250.00	\$	4,767.82	\$	4,767.82	\$	-	\$	4,767.82	\$	13,482.18
01-1160-230-00(Poverty Program	\$	55,240.00	\$	43,370.00	\$	10,734.18	\$	10,734.18	\$	-	\$	10,734.18	\$	32,635.82
01-1160-231-00(Poverty Program	\$	4,275.00	\$	3,150.00	\$	-	\$	-	\$	-	\$	-	\$	3,150.00
01-1160-290-00(Poverty Program	\$	680.00	\$	680.00	\$	113.93	\$	113.93	\$	-	\$	113.93	\$	566.07
01-1160-410-00(Poverty Program	\$	500.00	\$	500.00	\$	-	\$	-	\$	-	\$	-	\$	500.00
01-1160-420-00(Poverty Textbool	\$	250.00	\$	250.00	\$	-	\$	-	\$	-	\$	-	\$	250.00
01-1160-450-00(Poverty Audio-vi:	\$	250.00	\$	250.00	\$	-	\$	-	\$	-	\$	-	\$	250.00
01-1160-690-00(Poverty Program	\$	500.00	\$	500.00	\$	-	\$	-	\$	-	\$	-	\$	500.00
Subtotal		\$ 398,175.00		\$ 275,185.00		\$ 71,922.00		\$ 71,922.00		\$ -		\$ 71,922.00		\$ 203,263.00

Primary Sort El	Secondary Sort Element
01	Function:1200 - SPECIAL EDUCATION INSTRUCTIONAL PROGRAMS

Account Code	Description	Adopted Budge	Current Budget	Actuals	YTD Actuals	Encumbrance	Projected	YTD Available						
01-1200-110-00(Salary	\$	-	\$	130,325.00	\$	33,223.23	\$	33,223.23	\$	-	\$	33,223.23	\$	97,101.77
01-1200-120-00(Sal-subs	\$	-	\$	12,300.00	\$	2,243.33	\$	2,243.33	\$	-	\$	2,243.33	\$	10,056.67

Cycle: FY16-17; Begin Date: 9/1/2016; End Date: 11/4/2017; Primary Sort Element: Fund; Secondary Sort Element: Function; Account List: ((Function] Between '1000' AND '8000') AND ((Fund] In ('01','10')) AND ((Object] Between '000' AND '755')

01-1200-140-00(Sal-aides	\$	-	\$ 141,500.00	\$ 35,419.24	\$ 35,419.24	\$	-	\$ 35,419.24	\$ 106,080.76
01-1200-145-00(Overtime	\$	-	\$ 3,500.00	\$ 2,729.25	\$ 2,729.25	\$	-	\$ 2,729.25	\$ 770.75
01-1200-210-00(Social Security	\$	-	\$ 22,005.00	\$ 5,125.28	\$ 5,125.28	\$	-	\$ 5,125.28	\$ 16,879.72
01-1200-220-00(Retirement	\$	-	\$ 26,850.00	\$ 7,111.87	\$ 7,111.87	\$	-	\$ 7,111.87	\$ 19,738.13
01-1200-230-00(Health Ins	\$	-	\$ 55,240.00	\$ 13,779.85	\$ 13,779.85	\$	-	\$ 13,779.85	\$ 41,460.15
01-1200-231-00(Health Ins Deduc	\$	-	\$ 4,275.00	\$ -	\$ -	\$	-	\$ -	\$ 4,275.00
01-1200-290-00(Other Emp Bene	\$	-	\$ 1,000.00	\$ 171.33	\$ 171.33	\$	-	\$ 171.33	\$ 828.67
01-1200-350-00(Advertising & Pri	\$	750.00	\$ 750.00	\$ 241.40	\$ 241.40	\$	-	\$ 241.40	\$ 508.60
01-1200-363-00(SA-Tuition Other	\$	318,222.00	\$ 318,222.00	\$ 2,444.28	\$ 2,444.28	\$	-	\$ 2,444.28	\$ 315,777.72
01-1200-410-00(Supplies	\$	8,000.00	\$ 8,000.00	\$ 345.65	\$ 345.65	\$	-	\$ 345.65	\$ 7,654.35
01-1200-410-20(Supplies	\$	-	\$ -	\$ -	\$ -	\$	63.96	\$ 63.96	\$ (63.96)
01-1200-420-00(Textbooks	\$	5,000.00	\$ 5,000.00	\$ -	\$ -	\$	-	\$ -	\$ 5,000.00
01-1200-450-00(Audio Visual	\$	300.00	\$ 300.00	\$ -	\$ -	\$	-	\$ -	\$ 300.00
01-1200-450-20(Audio Visual	\$	-	\$ -	\$ -	\$ -	\$	124.99	\$ 124.99	\$ (124.99)
01-1200-460-00(Software	\$	-	\$ -	\$ 638.00	\$ 638.00	\$	-	\$ 638.00	\$ (638.00)
01-1200-460-20(Software	\$	-	\$ -	\$ 479.00	\$ 479.00	\$	-	\$ 479.00	\$ (479.00)
01-1200-530-00(Furniture & Equip	\$	5,000.00	\$ 5,000.00	\$ 75.64	\$ 75.64	\$	-	\$ 75.64	\$ 4,924.36
01-1200-630-00(Dues & Fees	\$	500.00	\$ 500.00	\$ -	\$ -	\$	-	\$ -	\$ 500.00
01-1200-670-00(Travel	\$	1,000.00	\$ 1,000.00	\$ -	\$ -	\$	-	\$ -	\$ 1,000.00
01-1200-690-00(All Other	\$	1,000.00	\$ 1,000.00	\$ 307.93	\$ 307.93	\$	-	\$ 307.93	\$ 692.07
Subtotal			\$ 339,772.00	\$ 736,767.00	\$ 104,335.28	\$ 104,335.28	\$ 188.95	\$ 104,524.23	\$ 632,242.77

Primary Sort El	Secondary Sort Element
01	Function:1310 - GIFTED EDUCATION-H.A.L

Account Code	Description	Adopted Budge	Current Budget	Budget Actuals	YTD Actuals	Encumbrance	Projected	YTD Available	
01-1310-110-00(H.A.L. Salary Te	\$	29,875.00	\$ 29,875.00	\$ 14,936.25	\$ 14,936.25	\$	-	\$ 14,936.25	\$ 14,938.75
01-1310-120-00(HAL Subs	\$	800.00	\$ 800.00	\$ -	\$ -	\$	-	\$ -	\$ 800.00
01-1310-210-00(H.A.L. Social Sei	\$	2,350.00	\$ 2,350.00	\$ 1,090.98	\$ 1,090.98	\$	-	\$ 1,090.98	\$ 1,259.02
01-1310-220-00(H.A.L. Retiremer	\$	2,955.00	\$ 2,955.00	\$ 1,475.37	\$ 1,475.37	\$	-	\$ 1,475.37	\$ 1,479.63
01-1310-230-00(H.A.L. Health Ins	\$	3,260.00	\$ 3,260.00	\$ 1,629.93	\$ 1,629.93	\$	-	\$ 1,629.93	\$ 1,630.07
01-1310-231-00(H.A.L. Health Ins	\$	225.00	\$ 225.00	\$ -	\$ -	\$	-	\$ -	\$ 225.00
01-1310-290-00(H.A.L. Other Em	\$	75.00	\$ 75.00	\$ 37.95	\$ 37.95	\$	-	\$ 37.95	\$ 37.05
01-1310-410-00(H.A.L. Supplies	\$	700.00	\$ 700.00	\$ -	\$ -	\$	-	\$ -	\$ 700.00
01-1310-420-00(H.A.L. Textbooks	\$	1,000.00	\$ 1,000.00	\$ -	\$ -	\$	-	\$ -	\$ 1,000.00
01-1310-630-00(HAL Dues and F	\$	400.00	\$ 400.00	\$ -	\$ -	\$	-	\$ -	\$ 400.00
01-1310-670-00(H.A.L. Travel	\$	1,000.00	\$ 1,000.00	\$ -	\$ -	\$	-	\$ -	\$ 1,000.00
01-1310-690-00(H.A.L. All Other	\$	200.00	\$ 200.00	\$ -	\$ -	\$	-	\$ -	\$ 200.00
Subtotal		\$ 42,840.00	\$ 42,840.00	\$ 19,170.48	\$ 19,170.48	\$ -	\$ 19,170.48	\$ 23,669.52	

Primary Sort El	Secondary Sort Element
01	Function:2120 - GUIDANCE SERVICES

Account Code	Description	Adopted Budge	Current Budget	Budget Actuals	YTD Actuals	Encumbrance	Projected	YTD Available	
01-2120-110-00(Salary-guidance	\$	53,655.00	\$ 53,655.00	\$ 13,903.38	\$ 13,903.38	\$	-	\$ 13,903.38	\$ 39,751.62
01-2120-210-00(Social Security	\$	4,105.00	\$ 4,105.00	\$ 1,025.58	\$ 1,025.58	\$	-	\$ 1,025.58	\$ 3,079.42
01-2120-220-00(Retirement	\$	5,305.00	\$ 5,305.00	\$ 1,146.28	\$ 1,146.28	\$	-	\$ 1,146.28	\$ 4,158.72
01-2120-230-00(Health Ins	\$	15,750.00	\$ 15,750.00	\$ 3,792.03	\$ 3,792.03	\$	-	\$ 3,792.03	\$ 11,957.97
01-2120-231-00(Health Ins - Dedi	\$	900.00	\$ 900.00	\$ -	\$ -	\$	-	\$ -	\$ 900.00
01-2120-290-00(Other Emp Bene	\$	135.00	\$ 135.00	\$ 29.50	\$ 29.50	\$	-	\$ 29.50	\$ 105.50
01-2120-410-00(Supplies	\$	1,500.00	\$ 1,500.00	\$ 97.44	\$ 97.44	\$	-	\$ 97.44	\$ 1,402.56
01-2120-410-20(Guidance Suppli	\$	-	\$ -	\$ 149.58	\$ 149.58	\$	-	\$ 149.58	\$ (149.58)
01-2120-460-00(Guidance Softwz	\$	500.00	\$ 500.00	\$ 445.00	\$ 445.00	\$	-	\$ 445.00	\$ 55.00
01-2120-530-00(Guidance Furnit	\$	500.00	\$ 500.00	\$ -	\$ -	\$	-	\$ -	\$ 500.00
01-2120-630-00(Dues & Fees	\$	500.00	\$ 500.00	\$ -	\$ -	\$	-	\$ -	\$ 500.00
01-2120-670-00(Guidance Travel	\$	500.00	\$ 500.00	\$ -	\$ -	\$	-	\$ -	\$ 500.00
01-2120-690-00(All Other	\$	750.00	\$ 750.00	\$ -	\$ -	\$	-	\$ -	\$ 750.00
Subtotal		\$ 84,100.00	\$ 84,100.00	\$ 20,588.79	\$ 20,588.79	\$ -	\$ 20,588.79	\$ 63,511.21	

Cycle: FY16-17; Begin Date: 9/1/2016; End Date: 11/4/2017; Primary Sort Element: Fund; Secondary Sort Element: Function; Account List: ((Function] Between '1000' AND '8000') AND ((Fund] In ('01','10')) AND ((Object] Between '000' AND '755')

Primary Sort El	Secondary Sort Element
01	Function:2130 - HEALTH SERVICES

Account Code	Description	Adopted Budge	Current Budget	Budget Actuals	YTD Actuals	Encumbrance	Projected	YTD Available
01-2130-110-00	Sal-nurse	\$ 43,400.00	\$ 43,400.00	\$ 10,850.01	\$ 10,850.01	\$ -	\$ 10,850.01	\$ 32,549.99
01-2130-120-00	Salaries of Subsi	\$ 1,000.00	\$ 1,000.00	\$ 228.00	\$ 228.00	\$ -	\$ 228.00	\$ 772.00
01-2130-210-00	Social Security	\$ 3,400.00	\$ 3,400.00	\$ 801.88	\$ 801.88	\$ -	\$ 801.88	\$ 2,598.12
01-2130-220-00	Retirement	\$ 4,290.00	\$ 4,290.00	\$ 1,071.75	\$ 1,071.75	\$ -	\$ 1,071.75	\$ 3,218.25
01-2130-230-00	Health	\$ 13,340.00	\$ 13,340.00	\$ 3,335.28	\$ 3,335.28	\$ -	\$ 3,335.28	\$ 10,004.72
01-2130-231-00	Health Ins - Dedi	\$ 900.00	\$ 900.00	\$ -	\$ -	\$ -	\$ -	\$ 900.00
01-2130-290-00	Other Benefits	\$ 110.00	\$ 110.00	\$ 27.57	\$ 27.57	\$ -	\$ 27.57	\$ 82.43
01-2130-410-00	Supplies	\$ 4,095.00	\$ 1,500.00	\$ 356.40	\$ 356.40	\$ -	\$ 356.40	\$ 1,143.60
01-2130-450-00	Audio Visual	\$ 100.00	\$ 100.00	\$ -	\$ -	\$ -	\$ -	\$ 100.00
01-2130-530-00	Furn And Equip	\$ 100.00	\$ 100.00	\$ -	\$ -	\$ -	\$ -	\$ 100.00
01-2130-630-00	HEALTH SERVI	\$ 100.00	\$ 100.00	\$ -	\$ -	\$ -	\$ -	\$ 100.00
01-2130-670-00	Travel	\$ 550.00	\$ 550.00	\$ -	\$ -	\$ -	\$ -	\$ 550.00
01-2130-690-00	HEALTH SERVI	\$ 250.00	\$ 250.00	\$ 104.15	\$ 104.15	\$ -	\$ 104.15	\$ 145.85
Subtotal		\$ 71,635.00	\$ 69,040.00	\$ 16,775.04	\$ 16,775.04	\$ -	\$ 16,775.04	\$ 52,264.96

Primary Sort El	Secondary Sort Element
01	Function:2140 - PSYCHOLOGICAL SERVICES

Account Code	Description	Adopted Budge	Current Budget	Budget Actuals	YTD Actuals	Encumbrance	Projected	YTD Available
01-2140-313-00	Purchased Servi	\$ 15,000.00	\$ 15,000.00	\$ -	\$ -	\$ -	\$ -	\$ 15,000.00
Subtotal		\$ 15,000.00	\$ 15,000.00	\$ -	\$ -	\$ -	\$ -	\$ 15,000.00

Primary Sort El	Secondary Sort Element
01	Function:2150 - SAFETY & SECURITY

Account Code	Description	Adopted Budge	Current Budget	Budget Actuals	YTD Actuals	Encumbrance	Projected	YTD Available
01-2150-410-00	Supplies-safety &	\$ 2,500.00	\$ 2,500.00	\$ -	\$ -	\$ -	\$ -	\$ 2,500.00
01-2150-530-00	Capital Outlay-sz	\$ 75,000.00	\$ 75,000.00	\$ -	\$ -	\$ -	\$ -	\$ 75,000.00
Subtotal		\$ 77,500.00	\$ 77,500.00	\$ -	\$ -	\$ -	\$ -	\$ 77,500.00

Primary Sort El	Secondary Sort Element
01	Function:2222 - SCHOOL LIBRARY SERVICES

Account Code	Description	Adopted Budge	Current Budget	Budget Actuals	YTD Actuals	Encumbrance	Projected	YTD Available
01-2222-110-00	Salary-library	\$ 52,130.00	\$ 52,130.00	\$ 13,032.24	\$ 13,032.24	\$ -	\$ 13,032.24	\$ 39,097.76
01-2222-120-00	Sal Of Sub	\$ 500.00	\$ 500.00	\$ 168.00	\$ 168.00	\$ -	\$ 168.00	\$ 332.00
01-2222-140-00	Sal Of Aide	\$ 12,335.00	\$ 12,335.00	\$ 3,083.43	\$ 3,083.43	\$ -	\$ 3,083.43	\$ 9,251.57
01-2222-145-00	SCHOOL LIBRA	\$ 500.00	\$ 500.00	\$ -	\$ -	\$ -	\$ -	\$ 500.00
01-2222-210-00	Social Security	\$ 4,970.00	\$ 4,970.00	\$ 1,245.72	\$ 1,245.72	\$ -	\$ 1,245.72	\$ 3,724.28
01-2222-220-00	Retirement	\$ 6,370.00	\$ 6,370.00	\$ 1,591.86	\$ 1,591.86	\$ -	\$ 1,591.86	\$ 4,778.14
01-2222-290-00	Other Emp Bene	\$ 160.00	\$ 160.00	\$ 40.92	\$ 40.92	\$ -	\$ 40.92	\$ 119.08
01-2222-318-00	L.d. Consortium	\$ 46,000.00	\$ 35,000.00	\$ -	\$ -	\$ -	\$ -	\$ 35,000.00
01-2222-410-00	Supplies	\$ 10,000.00	\$ 5,000.00	\$ 12.34	\$ 12.34	\$ -	\$ 12.34	\$ 4,987.66
01-2222-430-00	Library Books	\$ 20,000.00	\$ 16,500.00	\$ -	\$ -	\$ -	\$ -	\$ 16,500.00
01-2222-440-00	Periodicals	\$ 5,000.00	\$ 500.00	\$ -	\$ -	\$ -	\$ -	\$ 500.00
01-2222-450-00	A-v Materials	\$ 5,000.00	\$ 500.00	\$ 442.37	\$ 442.37	\$ 410.60	\$ 852.97	\$ (352.97)
01-2222-460-00	Software	\$ 7,000.00	\$ 1,000.00	\$ -	\$ -	\$ -	\$ -	\$ 1,000.00
01-2222-530-00	SCHOOL LIBRA	\$ 8,040.00	\$ 2,500.00	\$ -	\$ -	\$ -	\$ -	\$ 2,500.00
01-2222-670-00	Travel	\$ 500.00	\$ 500.00	\$ -	\$ -	\$ -	\$ -	\$ 500.00
01-2222-690-00	SCHOOL LIBRA	\$ 500.00	\$ 500.00	\$ -	\$ -	\$ -	\$ -	\$ 500.00

Cycle: FY16-17; Begin Date: 9/1/2016; End Date: 11/4/2017; Primary Sort Element: Fund; Secondary Sort Element: Function; Account List: ((Function] Between '1000' AND '8000') AND ((Fund] In ('01','10')) AND ((Object] Between '000' AND '755')

Subtotal \$ 179,005.00 \$ 138,965.00 \$ 19,616.88 \$ 19,616.88 \$ 410.60 \$ 20,027.48 \$ 118,937.52

Primary Sort El	Secondary Sort Element
01	Function:2310 - BOARD OF EDUCATION

Account Code	Description	Adopted Budge	Current Budget	Actuals	YTD Actuals	Encumbrance	Projected	YTD Available
01-2310-317-00	Legal Services	\$ 10,000.00	\$ 10,000.00	\$ 135.00	\$ 135.00	\$ -	\$ 135.00	\$ 9,865.00
01-2310-350-00	Adv And Print	\$ 2,000.00	\$ 2,000.00	\$ 1,982.45	\$ 1,982.45	\$ -	\$ 1,982.45	\$ 17.55
01-2310-410-00	Supplies	\$ 2,000.00	\$ 2,000.00	\$ -	\$ -	\$ -	\$ -	\$ 2,000.00
01-2310-460-00	Board of Ed-Con	\$ 2,000.00	\$ 2,000.00	\$ -	\$ -	\$ -	\$ -	\$ 2,000.00
01-2310-530-00	Furniture and Eq	\$ 2,000.00	\$ 2,000.00	\$ -	\$ -	\$ -	\$ -	\$ 2,000.00
01-2310-630-00	Dues And Fees	\$ 2,000.00	\$ 2,000.00	\$ 72.00	\$ 72.00	\$ -	\$ 72.00	\$ 1,928.00
01-2310-642-00	Fidelity Bon Pren	\$ 500.00	\$ 500.00	\$ -	\$ -	\$ -	\$ -	\$ 500.00
01-2310-670-00	Travel	\$ 5,500.00	\$ 5,500.00	\$ -	\$ -	\$ -	\$ -	\$ 5,500.00
Subtotal		\$ 26,000.00	\$ 26,000.00	\$ 2,189.45	\$ 2,189.45	\$ -	\$ 2,189.45	\$ 23,810.55

Primary Sort El	Secondary Sort Element
01	Function:2320 - EXECUTIVE ADMINISTRATION SERVICES

Account Code	Description	Adopted Budge	Current Budget	Actuals	YTD Actuals	Encumbrance	Projected	YTD Available
01-2320-105-00	Salary-supt	\$ 135,000.00	\$ 135,000.00	\$ 33,750.00	\$ 33,750.00	\$ -	\$ 33,750.00	\$ 101,250.00
01-2320-140-00	Salary-clerks	\$ 53,145.00	\$ 53,145.00	\$ 13,285.98	\$ 13,285.98	\$ -	\$ 13,285.98	\$ 39,859.02
01-2320-145-00	Overtime Classif	\$ 9,000.00	\$ 9,000.00	\$ 2,597.31	\$ 2,597.31	\$ -	\$ 2,597.31	\$ 6,402.69
01-2320-210-00	Social Security	\$ 15,100.00	\$ 15,100.00	\$ 3,626.62	\$ 3,626.62	\$ -	\$ 3,626.62	\$ 11,473.38
01-2320-220-00	Retirement	\$ 19,480.00	\$ 19,480.00	\$ 4,902.67	\$ 4,902.67	\$ -	\$ 4,902.67	\$ 14,577.33
01-2320-230-00	Health Ins	\$ 52,460.00	\$ 52,460.00	\$ 13,353.48	\$ 13,353.48	\$ -	\$ 13,353.48	\$ 39,106.52
01-2320-231-00	Health Ins - Dedi	\$ 2,700.00	\$ 2,700.00	\$ -	\$ -	\$ -	\$ -	\$ 2,700.00
01-2320-290-00	Other Emp Bene	\$ 475.00	\$ 475.00	\$ 119.49	\$ 119.49	\$ -	\$ 119.49	\$ 355.51
01-2320-350-00	Advertising & Pri	\$ 1,500.00	\$ 1,500.00	\$ -	\$ -	\$ -	\$ -	\$ 1,500.00
01-2320-410-00	Supplies	\$ 1,000.00	\$ 1,000.00	\$ 24.14	\$ 24.14	\$ -	\$ 24.14	\$ 975.86
01-2320-530-00	Furn. & Equip.	\$ 1,000.00	\$ 1,000.00	\$ -	\$ -	\$ -	\$ -	\$ 1,000.00
01-2320-560-00	Computer	\$ 1,000.00	\$ 1,000.00	\$ -	\$ -	\$ -	\$ -	\$ 1,000.00
01-2320-630-00	Dues And Fees	\$ 5,000.00	\$ 5,000.00	\$ 265.00	\$ 265.00	\$ -	\$ 265.00	\$ 4,735.00
01-2320-670-00	Travel	\$ 5,000.00	\$ 5,000.00	\$ 211.09	\$ 211.09	\$ -	\$ 211.09	\$ 4,788.91
01-2320-690-00	EXECUTIVE AD	\$ 1,130.00	\$ 1,130.00	\$ 1,063.35	\$ 1,063.35	\$ -	\$ 1,063.35	\$ 66.65
Subtotal		\$ 302,990.00	\$ 302,990.00	\$ 73,199.13	\$ 73,199.13	\$ -	\$ 73,199.13	\$ 229,790.87

Primary Sort El	Secondary Sort Element
01	Function:2410 - OFFICE OF THE PRINCIPAL

Account Code	Description	Adopted Budge	Current Budget	Actuals	YTD Actuals	Encumbrance	Projected	YTD Available
01-2410-110-00	Salary-principal-z	\$ 162,000.00	\$ 162,000.00	\$ 44,266.26	\$ 44,266.26	\$ -	\$ 44,266.26	\$ 117,733.74
01-2410-120-00	Substitutes	\$ 1,000.00	\$ 1,000.00	\$ 164.25	\$ 164.25	\$ -	\$ 164.25	\$ 835.75
01-2410-140-00	Sal-clerk	\$ 64,495.00	\$ 64,495.00	\$ 12,357.39	\$ 12,357.39	\$ -	\$ 12,357.39	\$ 52,137.61
01-2410-145-00	Overtime Classif	\$ 2,500.00	\$ 2,500.00	\$ 1,295.51	\$ 1,295.51	\$ -	\$ 1,295.51	\$ 1,204.49
01-2410-210-00	Social Security	\$ 17,520.00	\$ 17,520.00	\$ 4,353.64	\$ 4,353.64	\$ -	\$ 4,353.64	\$ 13,166.36
01-2410-220-00	Retirement	\$ 22,625.00	\$ 22,625.00	\$ 5,029.71	\$ 5,029.71	\$ -	\$ 5,029.71	\$ 17,595.29
01-2410-230-00	Health Insurance	\$ 58,715.00	\$ 58,715.00	\$ 14,685.27	\$ 14,685.27	\$ -	\$ 14,685.27	\$ 44,029.73
01-2410-231-00	Health Ins - Dedi	\$ 3,150.00	\$ 3,150.00	\$ -	\$ -	\$ -	\$ -	\$ 3,150.00
01-2410-290-00	Other Emp Bene	\$ 570.00	\$ 570.00	\$ 126.07	\$ 126.07	\$ -	\$ 126.07	\$ 443.93
01-2410-319-00	Repairs	\$ 550.00	\$ 550.00	\$ -	\$ -	\$ -	\$ -	\$ 550.00
01-2410-410-00	Supplies	\$ 7,000.00	\$ 2,500.00	\$ 9.99	\$ 9.99	\$ -	\$ 9.99	\$ 2,490.01
01-2410-460-00	Software	\$ 5,000.00	\$ 1,000.00	\$ -	\$ -	\$ -	\$ -	\$ 1,000.00
01-2410-530-00	Furniture & Equip	\$ 2,500.00	\$ 1,000.00	\$ -	\$ -	\$ -	\$ -	\$ 1,000.00
01-2410-560-00	Computer	\$ 2,000.00	\$ 1,000.00	\$ -	\$ -	\$ -	\$ -	\$ 1,000.00
01-2410-630-00	Principal High Sc	\$ 1,500.00	\$ 1,500.00	\$ 516.50	\$ 516.50	\$ -	\$ 516.50	\$ 983.50
01-2410-670-00	Travel	\$ 6,000.00	\$ 6,000.00	\$ -	\$ -	\$ -	\$ -	\$ 6,000.00
01-2410-690-00	All Other	\$ 3,700.00	\$ 3,700.00	\$ 404.95	\$ 404.95	\$ -	\$ 404.95	\$ 3,295.05

Cycle: FY16-17; Begin Date: 9/1/2016; End Date: 11/4/2017; Primary Sort Element: Fund; Secondary Sort Element: Function; Account List: ((Function] Between '1000' AND '8000') AND ((Fund] In ('01','10')) AND ((Object] Between '000' AND '755')

Subtotal \$ 360,825.00 \$ 349,825.00 \$ 83,209.54 \$ 83,209.54 \$ - \$ 83,209.54 \$ 266,615.46

Primary Sort Elk Secondary Sort Element
01 Function:2510 - SUPPORT SERVICES-BUSINESS

Account Code	Description	Adopted Budge	Current Budget	Budget Actuals	YTD Actuals	Encumbrance	Projected	YTD Available
01-2510-315-00	Accounting & Au	\$ 8,000.00	\$ 8,000.00	\$ 6,250.00	\$ 6,250.00	\$ -	\$ 6,250.00	\$ 1,750.00
01-2510-316-00	Business Office l	\$ 20,000.00	\$ 20,000.00	\$ 500.00	\$ 500.00	\$ -	\$ 500.00	\$ 19,500.00
01-2510-319-00	Purch Prof Tech	\$ 60,000.00	\$ 60,000.00	\$ 823.00	\$ 823.00	\$ -	\$ 823.00	\$ 59,177.00
01-2510-327-00	Rent-leases	\$ 48,000.00	\$ 48,000.00	\$ 6,286.30	\$ 6,286.30	\$ -	\$ 6,286.30	\$ 41,713.70
01-2510-336-00	Gas & Oil	\$ 2,500.00	\$ 2,500.00	\$ 376.87	\$ 376.87	\$ -	\$ 376.87	\$ 2,123.13
01-2510-350-00	Advertising/printi	\$ 500.00	\$ 500.00	\$ -	\$ -	\$ -	\$ -	\$ 500.00
01-2510-381-00	SUPPORT SER	\$ 5,000.00	\$ 1,000.00	\$ 187.00	\$ 187.00	\$ -	\$ 187.00	\$ 813.00
01-2510-382-00	Telephone	\$ 15,000.00	\$ 15,000.00	\$ 2,863.27	\$ 2,863.27	\$ -	\$ 2,863.27	\$ 12,136.73
01-2510-383-00	Internet	\$ 5,000.00	\$ 2,500.00	\$ -	\$ -	\$ -	\$ -	\$ 2,500.00
01-2510-410-00	Supplies	\$ 4,000.00	\$ 2,500.00	\$ 105.00	\$ 105.00	\$ -	\$ 105.00	\$ 2,395.00
01-2510-520-00	Bldg Improveme	\$ 186,000.00	\$ 186,000.00	\$ -	\$ -	\$ -	\$ -	\$ 186,000.00
01-2510-530-00	Furn And Equip	\$ 3,000.00	\$ 3,000.00	\$ -	\$ -	\$ -	\$ -	\$ 3,000.00
01-2510-630-00	Dues & Fees	\$ -	\$ -	\$ 84,982.50	\$ 84,982.50	\$ -	\$ 84,982.50	\$ (84,982.50)
01-2510-690-00	Audit - All Other	\$ 1,000.00	\$ 1,000.00	\$ -	\$ -	\$ -	\$ -	\$ 1,000.00
Subtotal		\$ 358,000.00	\$ 350,000.00	\$ 102,373.94	\$ 102,373.94	\$ -	\$ 102,373.94	\$ 247,626.06

Primary Sort Elk Secondary Sort Element
01 Function:2520 - VEHICLE ACQUISITION AND MAINTENANCE OTHER THAN PUPIL TRANSPORTATION

Account Code	Description	Adopted Budge	Current Budget	Budget Actuals	YTD Actuals	Encumbrance	Projected	YTD Available
01-2520-334-00	Maintenance	\$ 1,500.00	\$ 1,500.00	\$ 68.00	\$ 68.00	\$ -	\$ 68.00	\$ 1,432.00
01-2520-336-00	Gas And Oil (Nc	\$ 3,000.00	\$ 3,000.00	\$ -	\$ -	\$ -	\$ -	\$ 3,000.00
01-2520-550-00	Vehicle Purchas	\$ 65,500.00	\$ 51,135.00	\$ -	\$ -	\$ -	\$ -	\$ 51,135.00
Subtotal		\$ 70,000.00	\$ 55,635.00	\$ 68.00	\$ 68.00	\$ -	\$ 68.00	\$ 55,567.00

Primary Sort Elk Secondary Sort Element
01 Function:2610 - OPERATION OF PLANT

Account Code	Description	Adopted Budge	Current Budget	Budget Actuals	YTD Actuals	Encumbrance	Projected	YTD Available
01-2610-120-00	Substitutes	\$ 12,500.00	\$ 12,500.00	\$ 1,035.00	\$ 1,035.00	\$ -	\$ 1,035.00	\$ 11,465.00
01-2610-140-00	Sal-custodian	\$ 210,000.00	\$ 210,000.00	\$ 51,793.47	\$ 51,793.47	\$ -	\$ 51,793.47	\$ 158,206.53
01-2610-145-00	Overtime Classif	\$ 1,500.00	\$ 1,500.00	\$ 113.29	\$ 113.29	\$ -	\$ 113.29	\$ 1,386.71
01-2610-210-00	Social Security	\$ 17,150.00	\$ 17,150.00	\$ 3,980.15	\$ 3,980.15	\$ -	\$ 3,980.15	\$ 13,169.85
01-2610-220-00	Retirement	\$ 20,950.00	\$ 20,950.00	\$ 5,229.48	\$ 5,229.48	\$ -	\$ 5,229.48	\$ 15,720.52
01-2610-230-00	Health Ins	\$ 50,950.00	\$ 50,950.00	\$ 12,261.44	\$ 12,261.44	\$ -	\$ 12,261.44	\$ 38,688.56
01-2610-231-00	Health Ins - Dedi	\$ 3,150.00	\$ 3,150.00	\$ -	\$ -	\$ -	\$ -	\$ 3,150.00
01-2610-290-00	Other Emp Bene	\$ 800.00	\$ 800.00	\$ 122.40	\$ 122.40	\$ -	\$ 122.40	\$ 677.60
01-2610-318-00	Repairman	\$ 60,000.00	\$ 50,000.00	\$ 15,158.27	\$ 15,158.27	\$ -	\$ 15,158.27	\$ 34,841.73
01-2610-320-00	Property Service	\$ 500.00	\$ 500.00	\$ -	\$ -	\$ -	\$ -	\$ 500.00
01-2610-321-00	Fuel	\$ 50,000.00	\$ 50,000.00	\$ 2,907.24	\$ 2,907.24	\$ -	\$ 2,907.24	\$ 47,092.76
01-2610-322-00	Electricity	\$ 125,000.00	\$ 125,000.00	\$ 33,226.55	\$ 33,226.55	\$ -	\$ 33,226.55	\$ 91,773.45
01-2610-323-00	Water And Sewe	\$ 35,000.00	\$ 35,000.00	\$ 8,684.10	\$ 8,684.10	\$ -	\$ 8,684.10	\$ 26,315.90
01-2610-327-00	Rentals and Lea	\$ 3,500.00	\$ 3,500.00	\$ 500.00	\$ 500.00	\$ -	\$ 500.00	\$ 3,000.00
01-2610-328-00	Insurance	\$ 140,000.00	\$ 120,000.00	\$ -	\$ -	\$ -	\$ -	\$ 120,000.00
01-2610-329-00	Other Property S	\$ 500.00	\$ 500.00	\$ 10.00	\$ 10.00	\$ -	\$ 10.00	\$ 490.00
01-2610-338-00	Repairs	\$ 500.00	\$ 500.00	\$ -	\$ -	\$ 122.95	\$ 122.95	\$ 377.05
01-2610-382-00	OPERATION OI	\$ 3,810.00	\$ 3,810.00	\$ -	\$ -	\$ -	\$ -	\$ 3,810.00
01-2610-410-00	Supplies	\$ 69,000.00	\$ 69,000.00	\$ 21,248.14	\$ 21,248.14	\$ -	\$ 21,248.14	\$ 47,751.86
01-2610-530-00	Furniture & Equip	\$ 25,000.00	\$ 25,000.00	\$ 1,487.17	\$ 1,487.17	\$ -	\$ 1,487.17	\$ 23,512.83
01-2610-670-00	Travel	\$ 500.00	\$ 500.00	\$ -	\$ -	\$ -	\$ -	\$ 500.00
01-2610-690-00	Training and Tra	\$ 500.00	\$ 500.00	\$ -	\$ -	\$ -	\$ -	\$ 500.00

Cycle: FY16-17; Begin Date: 9/1/2016; End Date: 11/4/2017; Primary Sort Element: Fund; Secondary Sort Element: Function; Account List: ((Function] Between '1000' AND '8000') AND ((Fund] In ('01','10')) AND ((Object] Between '000' AND '755')

Subtotal \$ 830,810.00 \$ 800,810.00 \$ 157,756.70 \$ 157,756.70 \$ 122.95 \$ 157,879.65 \$ 642,930.35

Primary Sort El Secondary Sort Element
01 Function:2750 - PUPIL TRANSPORTATION

Account Code	Description	Adopted Budge	Current Budget	Budget Actuals	YTD Actuals	Encumbrance	Projected	YTD Available
01-2750-120-00	Substitutes	\$ 23,000.00	\$ 23,000.00	\$ 1,980.75	\$ 1,980.75	\$ -	\$ 1,980.75	\$ 21,019.25
01-2750-140-00	Sal-bus Driver	\$ 165,370.00	\$ 165,370.00	\$ 46,803.66	\$ 46,803.66	\$ -	\$ 46,803.66	\$ 118,566.34
01-2750-141-00	Activity Driving	\$ 22,000.00	\$ 22,000.00	\$ 5,423.66	\$ 5,423.66	\$ -	\$ 5,423.66	\$ 16,576.34
01-2750-160-00	Poverty - Town I	\$ 7,200.00	\$ 7,200.00	\$ 1,932.00	\$ 1,932.00	\$ -	\$ 1,932.00	\$ 5,268.00
01-2750-210-00	Social Security	\$ 16,650.00	\$ 16,650.00	\$ 4,204.78	\$ 4,204.78	\$ -	\$ 4,204.78	\$ 12,445.22
01-2750-220-00	Retirement	\$ 18,670.00	\$ 18,670.00	\$ 4,839.20	\$ 4,839.20	\$ -	\$ 4,839.20	\$ 13,830.80
01-2750-230-00	Health Ins	\$ 6,500.00	\$ 6,500.00	\$ 2,449.68	\$ 2,449.68	\$ -	\$ 2,449.68	\$ 4,050.32
01-2750-231-00	Health Ins - Dedi	\$ 450.00	\$ 450.00	\$ -	\$ -	\$ -	\$ -	\$ 450.00
01-2750-290-00	Other Emp Bene	\$ 2,000.00	\$ 2,000.00	\$ 32.19	\$ 32.19	\$ -	\$ 32.19	\$ 1,967.81
01-2750-336-00	Gas And Oil (Stu	\$ 65,000.00	\$ 65,000.00	\$ 10,451.90	\$ 10,451.90	\$ -	\$ 10,451.90	\$ 54,548.10
01-2750-337-00	Tires And Parts	\$ 32,000.00	\$ 32,000.00	\$ 3,377.80	\$ 3,377.80	\$ 1,185.37	\$ 4,563.17	\$ 27,436.83
01-2750-338-00	Bus Repairs	\$ 15,000.00	\$ 15,000.00	\$ 955.62	\$ 955.62	\$ 40.00	\$ 995.62	\$ 14,004.38
01-2750-342-00	Telephone	\$ 500.00	\$ 500.00	\$ -	\$ -	\$ -	\$ -	\$ 500.00
01-2750-382-00	Trans-Distance L	\$ 100.00	\$ 100.00	\$ -	\$ -	\$ -	\$ -	\$ 100.00
01-2750-410-00	Pupil Trans Supp	\$ 3,000.00	\$ 3,000.00	\$ 427.31	\$ 427.31	\$ 62.17	\$ 489.48	\$ 2,510.52
01-2750-460-00	TRANS- Comput	\$ 1,000.00	\$ 1,000.00	\$ -	\$ -	\$ -	\$ -	\$ 1,000.00
01-2750-465-00	TRANS-Software	\$ 6,000.00	\$ 6,000.00	\$ -	\$ -	\$ -	\$ -	\$ 6,000.00
01-2750-540-00	Bus Acquisition	\$ 130,000.00	\$ 130,000.00	\$ -	\$ -	\$ -	\$ -	\$ 130,000.00
01-2750-630-00	PUPIL TRANSP	\$ 500.00	\$ 500.00	\$ -	\$ -	\$ -	\$ -	\$ 500.00
01-2750-670-00	Travel	\$ 350.00	\$ 350.00	\$ -	\$ -	\$ -	\$ -	\$ 350.00
01-2750-690-00	Other Misc	\$ 10,000.00	\$ 10,000.00	\$ 776.15	\$ 776.15	\$ 175.24	\$ 951.39	\$ 9,048.61
Subtotal		\$ 525,290.00	\$ 525,290.00	\$ 83,654.70	\$ 83,654.70	\$ 1,462.78	\$ 85,117.48	\$ 440,172.52

Primary Sort El Secondary Sort Element
01 Function:2760 - SCHOOL AGE SPECIAL EDUCATION PUPIL TRANSPORTATION

Account Code	Description	Adopted Budge	Current Budget	Budget Actuals	YTD Actuals	Encumbrance	Projected	YTD Available
01-2760-140-00	Salary-sped Driv	\$ 7,500.00	\$ 7,500.00	\$ 1,046.95	\$ 1,046.95	\$ -	\$ 1,046.95	\$ 6,453.05
01-2760-210-00	Sped Social Sec	\$ 575.00	\$ 575.00	\$ 74.42	\$ 74.42	\$ -	\$ 74.42	\$ 500.58
01-2760-220-00	Sped Retirement	\$ 740.00	\$ 740.00	\$ 103.42	\$ 103.42	\$ -	\$ 103.42	\$ 636.58
01-2760-290-00	Other Emp Bene	\$ 500.00	\$ 500.00	\$ -	\$ -	\$ -	\$ -	\$ 500.00
01-2760-331-00	SPED SA Contr	\$ 2,500.00	\$ 2,500.00	\$ -	\$ -	\$ -	\$ -	\$ 2,500.00
01-2760-332-00	Mil To Parents S	\$ 500.00	\$ 500.00	\$ -	\$ -	\$ -	\$ -	\$ 500.00
01-2760-336-00	SCHOOL AGE S	\$ 1,000.00	\$ 1,000.00	\$ 413.14	\$ 413.14	\$ -	\$ 413.14	\$ 586.86
Subtotal		\$ 13,315.00	\$ 13,315.00	\$ 1,637.93	\$ 1,637.93	\$ -	\$ 1,637.93	\$ 11,677.07

Primary Sort El Secondary Sort Element
01 Function:4202 - TITLE I-INSTRUCTIONAL

Account Code	Description	Adopted Budge	Current Budget	Budget Actuals	YTD Actuals	Encumbrance	Projected	YTD Available
01-4202-110-00	Title I - Salary	\$ 92,665.00	\$ 92,665.00	\$ 16,341.21	\$ 16,341.21	\$ -	\$ 16,341.21	\$ 76,323.79
01-4202-120-00	Title I - Substitut	\$ 3,100.00	\$ 3,100.00	\$ 399.00	\$ 399.00	\$ -	\$ 399.00	\$ 2,701.00
01-4202-130-00	Staff Developme	\$ 15,000.00	\$ 15,000.00	\$ 1,250.00	\$ 1,250.00	\$ -	\$ 1,250.00	\$ 13,750.00
01-4202-210-00	Title I - Social Se	\$ 7,325.00	\$ 7,325.00	\$ 1,259.85	\$ 1,259.85	\$ -	\$ 1,259.85	\$ 6,065.15
01-4202-220-00	Title I - Retireme	\$ 9,155.00	\$ 9,155.00	\$ 1,619.75	\$ 1,619.75	\$ -	\$ 1,619.75	\$ 7,535.25
01-4202-230-00	Title I - Health In	\$ 21,065.00	\$ 21,065.00	\$ 4,451.16	\$ 4,451.16	\$ -	\$ 4,451.16	\$ 16,613.84
01-4202-231-00	Title I - Health In	\$ 1,125.00	\$ 1,125.00	\$ -	\$ -	\$ -	\$ -	\$ 1,125.00
01-4202-290-00	Title I - Income F	\$ 235.00	\$ 235.00	\$ 39.87	\$ 39.87	\$ -	\$ 39.87	\$ 195.13
01-4202-410-00	Title I - Supplies	\$ 3,500.00	\$ 3,500.00	\$ -	\$ -	\$ -	\$ -	\$ 3,500.00
01-4202-420-00	Title I - Textbook	\$ 3,000.00	\$ 3,000.00	\$ -	\$ -	\$ -	\$ -	\$ 3,000.00
01-4202-670-00	Title I - Travel	\$ 2,000.00	\$ 2,000.00	\$ -	\$ -	\$ -	\$ -	\$ 2,000.00

Cycle: FY16-17; Begin Date: 9/1/2016; End Date: 11/4/2017; Primary Sort Element: Fund; Secondary Sort Element: Function; Account List: ((Function] Between '1000' AND '8000') AND ((Fund] In ('01','10')) AND ((Object] Between '000' AND '755')

01-4202-670-20(Title 1-Instructor	\$	-	\$	-	\$	198.00	\$	198.00	\$	-	\$	198.00	\$	(198.00)	
01-4202-690-00(Other - PD	\$	-	\$	-	\$	40.06	\$	40.06	\$	-	\$	40.06	\$	(40.06)	
Subtotal		\$	158,170.00	\$	158,170.00	\$	25,598.90	\$	25,598.90	\$	-	\$	25,598.90	\$	132,571.10

Primary Sort El	Secondary Sort Element
01	Function:4213 - TITLE I - SCHOOL IMPROVEMENT

Account Code	Description	Adopted Budge	Current Budget	Actuals	YTD Actuals	Encumbrance	Projected	YTD Available					
01-4213-690-00(Title I Acct.- Oth	\$	20,000.00	\$	20,000.00	\$	-	\$	-	\$	-	\$	20,000.00	
Subtotal		\$	20,000.00	\$	20,000.00	\$	-	\$	-	\$	-	\$	20,000.00

Primary Sort El	Secondary Sort Element
01	Function:4404 - IDEA PART B (611) BASE ALLOCATION - BIRTH THROUGH AGE FOUR

Account Code	Description	Adopted Budge	Current Budget	Actuals	YTD Actuals	Encumbrance	Projected	YTD Available					
01-4404-300-00(IDEA PART B (6	\$	30,000.00	\$	30,000.00	\$	-	\$	-	\$	-	\$	30,000.00	
Subtotal		\$	30,000.00	\$	30,000.00	\$	-	\$	-	\$	-	\$	30,000.00

Primary Sort El	Secondary Sort Element
01	Function:4406 - SPED IDEA PRESCHOOL

Account Code	Description	Adopted Budge	Current Budget	Actuals	YTD Actuals	Encumbrance	Projected	YTD Available					
01-4406-300-00(SPED IDEA PRE	\$	4,500.00	\$	4,500.00	\$	-	\$	-	\$	-	\$	4,500.00	
Subtotal		\$	4,500.00	\$	4,500.00	\$	-	\$	-	\$	-	\$	4,500.00

Primary Sort El	Secondary Sort Element
01	Function:5000 - DEBT SERVICES

Account Code	Description	Adopted Budge	Current Budget	Actuals	YTD Actuals	Encumbrance	Projected	YTD Available					
01-5000-610-00(Debt Service	\$	120,000.00	\$	120,000.00	\$	-	\$	-	\$	-	\$	120,000.00	
Subtotal		\$	120,000.00	\$	120,000.00	\$	-	\$	-	\$	-	\$	120,000.00

Primary Sort El	Secondary Sort Element
01	Function:6000 - SUMMER SCHOOL

Account Code	Description	Adopted Budge	Current Budget	Actuals	YTD Actuals	Encumbrance	Projected	YTD Available					
01-6000-110-00(Summer-dr.ed. §	\$	-	\$	5,500.00	\$	-	\$	-	\$	-	\$	5,500.00	
01-6000-210-00(Summer-dr.ed. §	\$	-	\$	500.00	\$	-	\$	-	\$	-	\$	500.00	
01-6000-220-00(Summer-dr.ed.-ti	\$	-	\$	550.00	\$	-	\$	-	\$	-	\$	550.00	
01-6000-336-00(Dr. Ed.-gas & Oil	\$	-	\$	1,500.00	\$	-	\$	-	\$	-	\$	1,500.00	
01-6000-410-00(Dr. Ed.-supplies	\$	-	\$	750.00	\$	-	\$	-	\$	-	\$	750.00	
01-6000-420-00(Dr. Ed.-textbook:	\$	-	\$	500.00	\$	-	\$	-	\$	-	\$	500.00	
01-6000-450-00(Audio Visual	\$	-	\$	500.00	\$	-	\$	-	\$	-	\$	500.00	
01-6000-530-00(Dr. Ed.-equipme	\$	-	\$	200.00	\$	-	\$	-	\$	-	\$	200.00	
Subtotal		\$	-	\$	10,000.00	\$	-	\$	-	\$	-	\$	10,000.00

Primary Sort El	Secondary Sort Element
01	Function:7820 - VOCATIONAL EDUCATION

Account Code	Description	Adopted Budge	Current Budget	Actuals	YTD Actuals	Encumbrance	Projected	YTD Available						
01-7820-110-00(Sal-ad Ed Voc E	\$	-	\$	600.00	\$	150.00	\$	150.00	\$	-	\$	150.00	\$	450.00

Cycle: FY16-17; Begin Date: 9/1/2016; End Date: 11/4/2017; Primary Sort Element: Fund; Secondary Sort Element: Function; Account List: ((Function] Between '1000' AND '8000') AND ((Fund] In ('01','10')) AND ((Object] Between '000' AND '755')

01-7820-210-00(Social Security	\$	-	\$	50.00	\$	11.40	\$	11.40	\$	-	\$	11.40	\$	38.60
01-7820-220-00(Retirement	\$	-	\$	60.00	\$	14.82	\$	14.82	\$	-	\$	14.82	\$	45.18
01-7820-230-00(Health	\$	-	\$	-	\$	15.73	\$	15.73	\$	-	\$	15.73	\$	(15.73)
01-7820-313-00(Purchased Servi	\$	-	\$	290.00	\$	-	\$	-	\$	-	\$	-	\$	290.00
Subtotal	\$	-	\$	1,000.00	\$	191.95	\$	191.95	\$	-	\$	191.95	\$	808.05

Primary Sort El	Secondary Sort Element
01	Function:8000 - TRANSFERS (OUTGOING)

Account Code	Description	Adopted Budge	Current Budget	Actuals	YTD Actuals	Encumbrance	Projected	YTD Available
01-8000-700-00(TRANSFERS (O		\$ 200,000.00	\$ 100,000.00	\$ -	\$ -	\$ -	\$ -	\$ 100,000.00
Subtotal		\$ 200,000.00	\$ 100,000.00	\$ -	\$ -	\$ -	\$ -	\$ 100,000.00
Total		\$ 8,267,000.00	\$ 8,267,000.00	\$ 1,703,697.58	\$ 1,703,697.58	\$ 11,146.75	\$ 1,714,844.33	\$ 6,552,155.67

US Bank Nov- Unprinted	\$ 9,860.16
Total Expenses	\$ 1,724,704.49
Actual	20.9%
Budget	25.0%
Under (Over) Budget	4.1%

Activities Director's Report

Fall sports is over for the 2016 season. I would like to congratulate and Thank our coaches on a good Fall Season. Football finishing as the District Champions and Volleyball extending their season by Wild Card Points.

We have already had two Junior High wrestling meets Sutherland and Hershey. We are back in the 4H building again this season and it has been working out great. The kids change in the locker rooms in the Longhorn gym and then go over. They have been keeping their wrestling shoes and head gear over at the 4-H Building in some lockers we have moved over from the Wellington Building. We have looked at having them Shower over at the Girls Locker Room at the pool. We currently have 8 participating in Junior High Wrestling.

Winter Sports have started conditioning this week and will start practice next Monday on November 14th. Preliminary numbers for High School- 28 Girls Basketball, 29 Boys Basketball, 15 to 17 Wrestlers, and 41 for One Act with crew members included.

We will be hosting the SPVA One Act on November 21st.

I attended the NSIAAA the conference the last three days in Kearney. The conference went well and always leaves you a little concerned when you walk away as you listen to current issues and topics that are going on. Need to make sure all Districts have a Return to Learn Protocol in place and a Social Media Policy.

The Volleyball District Seeding has created some interest and will be discussed at the District Meetings Tomorrow. Some of the concern is moving the game to Saturday and the mileage that is traveled to make sure the 8 best teams get to the state tournament.

The Big 10 will have Friday night Football. Nebraska will play Illinois in Football on Friday September 29, 2017.

The District 5 Meeting is in McCook tomorrow Wednesday November 9th at 12:00 MST. We will be looking at and voting on upcoming proposals. I have submitted two proposals for the track for District 5.



Chase County

November, 2016

Sunday	Monday	Tuesday	Wednesday	Thursday	Friday	Saturday
		1 6:00pm Volleyball-Varsity North Platte vs. Multiple Schools 6:45pm One Act Play Practice @ Auditorium	2	3 TBD Volleyball-Varsity TBA 4:30pm-6:00pm PAC Meeting ELL @ CCS Library 6:45pm One Act Play Practice @ Auditorium	4 TBD Football-B/Varsity TBA vs. TBA FCCLA @ Denver 2:00pm Wrestling-JH Sutherland vs. Multiple Schools 6:45pm One Act Play Practice @ Auditorium	5 9th St. Singers @ Alliance FCCLA @ Denver
6 FCCLA @ Denver	7 1:00pm Wrestling-JH Hershey vs. TBA 6:45pm One Act Play @ Auditorium 7:00pm 9-12 Vocal Concert @ Imperial Theatre	8 7:30am FFA @ Auditorium 6:00pm Monthly Meeting @ Board Room 6:45pm One Act Play Practice @ Auditorium	9 9:00am FFA District Contest @ Curtis	10 TBD Volleyball-Varsity State Tournament 6:45pm One Act Play Practice @ Auditorium	11 FBLA @ Longhorn Gym TBD Football-B/Varsity TBA vs. TBA TBD Volleyball-Varsity State Tournament 11:00am Veteran's Day Middle/High School Program @ Longhorn Gym 1:00pm Veteran's Day Elementary Program @ Longhorn Gym 6:45pm One Act Play Practice @ Auditorium	12 TBD Volleyball-Varsity State Tournament One Act Play Practice @ Auditorium
13	14 Winter Practice 3:00pm Wrestling-JH North Platte St. Pats vs. TBA 6:00pm FCA 6:45pm One Act Play Practice @ Auditorium	15 School Assembly @ Longhorn Gym 6:45pm One Act Play Practice @ Auditorium	16 FCCLA @ McCook All State Chorus/NMEA Conference @ Lincoln	17 Blood Drive All State Chorus/NMEA Conference @ Lincoln 6:45pm One Act Play Practice @ Auditorium	18 All State Chorus/NMEA Conference @ Lincoln 12:00pm Wrestling-JH Medicine Valley 6:45pm One Act Play Practice @ Auditorium	19 Youth Volleyball Tournament @ Multiple locations
20 One Act Play @ Auditorium	21 10:00am One Act Play @ Chase County Schools 6:30pm FFA @ Cambridge	22 TBD Football-B/Varsity TBA vs. TBA 3:30pm Wrestling-JH Perkins County vs. Multiple Schools	23 2:30pm Thanksgiving Break 6:00pm FFA Pre-LSE @ Cambridge	24 Thanksgiving Break	25 Thanksgiving Break	26
27	28 6:45pm One Act Play Practice @ Auditorium	29 9:00am Wrestling-JH Bayard vs. TBA 6:45pm One Act Play Practice @ Auditorium	30 Creative Writing Field Trip			

December, 2016

Sunday	Monday	Tuesday	Wednesday	Thursday	Friday	Saturday
				1 One Act Play Practice 4:00pm Basketball-G/JV/Varsity Cozad	2 One Act Play Practice 3:00pm Basketball-G/JV/Varsity McCook 3:00pm Basketball-B/JV/Varsity McCook	3 District One Act @ Sidney
4 5:30pm Basketball-B/C Team Dundy County Stratton 6:00pm Basketball-G/C Team Holyoke	5 	6 	7 	8 State One Act Play	9 State One Act Play 4:00pm Basketball-B/JV/Varsity Sidney 4:00pm Basketball-G/JV/Varsity Sidney	10 4:30pm Basketball-B/JV/Varsity Ogallala 4:30pm Basketball-G/JV/Varsity Ogallala
11 4:00pm Basketball-B/C Team Ogallala	12 7:30am FFA @ Auditorium 4:30pm Basketball-G/JV/Varsity Sutherland 6:00pm Monthly Meeting @ Board Room	13 9:00am FFA District LSE @ Curtis	14 	15 4:00pm Basketball-B/JV/Varsity Yuma 7:00pm K-4th concert @ Longhorn Gym	16 7:00pm-9:00pm FCCLA @ CCS Commons Area	17
18 7-12 Vocal Concert @ Auditorium 7:00pm-7:30pm 5th & 6th grade concert @ Auditorium	19 	20 	21 End of Semester 2:30pm Christmas Break	22 Teacher In-Service	23 Moratorium	24 Moratorium
25 Moratorium	26 Moratorium	27 Moratorium	28 	29 	30 	31

Families

K-4 and 5-8 are participating in family time every Friday. The students have been put into families that include a student from each grade level. During their time together the family groups get to know each other by answering different questions or participating in various activities. Some of the activities have been things such as which family could build the strongest paper bridge between two desks using only school supplies and make a launch system using plastic cups, rubberbands, and popsicle sticks. The teachers have told us many positive things they have seen and witnessed through these relationships. Some students have even reported that family time is the best part of school.

MIC Time

MIC Time is currently the high school equivalent of families. It replaces the old Advisory that had grown stale. Students now either receive extra help in core subjects or they are part of a mentorship class that practices leadership and service. We have classes that are practicing "Paying it Forward," following through on commitments, doing leadership book studies, or working through Mike Smith's The Harbor leadership curriculum. Several students have come to Mr. Scheel's office recently to say how much they have enjoyed this new experience--despite having lost some "free time."

Twitter

We have had a large number of teachers utilizing Twitter and the chasecopride hashtag to showcase the learning and engagement in their classrooms. We have also had a majority of staff join in Twitter chats concerning their grade level or specialty. On three occasions, we have done our own internal #chasecochat that allowed teachers to share ideas and encouragement. We have also talked about inviting another school to join us in a #chasecochat at some later date.

Collaboration and Blended Learning

Several teachers have been working on collaborating with their grade level teams and producing some blended learning activities for their students. These activities allow for greater differentiation and put students in leadership roles. On one occasion, Michaela Cochran designed an activity to free up her grade-level partners for some common plan time. This is type of service to colleagues we hope to see more of.

Library

Mrs. Burpo shared an exciting fact about our school library. During the month of October there were 2,895 books checked out from the library.

Supt Info (November)

Here is a brief outline of the month!

1. We have been working through the new Safety and Security Standards that NDE has put into place. I have submitted our self-assessment to NDE for first review. They will look through the assessment and call the district for an external audit sometime this year. It will last all day and staff, students, parents, board members and about everyone else could be asked questions. We have a couple of plans that we will use to put together CCS plan. These are massive documents, but are great information. One item that we will need to look at is signage for our exterior doors. One school that has gone through the audit shared this with us. Large numbers or letters above every door that are visible from a block away. Crazy stuff. I will keep you up-to-date with our progress.
2. We have also just started our wellness review. Another gigantic plan that needs to be in place. I received a plan that we can use to start our process from another superintendent. So, we are on the right track!
3. I received a call from Dennis Brunkhorst, it sounds like Cindy had a tough morning. They have been unable to control the seizures and she was rushed to the ER this AM (Friday). Keep her in your thoughts and prayers.
4. We will discuss transportation to the State Board Conference. We have six people going. Willy, Jeff, Steve, Tom, Karl and myself. Karl is not coming to the preconference. So that would leave 5. I am not sure what time I will be able to leave, but we will see.
5. I have a meeting coming up with local authorities regarding emergency plans and will start working with our local groups so they are part of our emergency plans.
6. I have attached a summary of the employee sick bank, just look it over and we can discuss.
7. We worked with the Lyons Club for our health screens and they had a machine called the Spot Vision Screener. Lyon's Club is not sure they will be able to get them back, so it might be something to look into down the road.
8. We will be starting the process of policy review, I put in a couple of sections for this month. I know it looks like a bunch, but the third section (Anti-Discrimination) are pretty standard and not many changes will happen there. I will bring changes that I see to the meeting.

That is probably enough for now! See ya Tuesday!!

Multicultural Report 2016-17

Multicultural Philosophy

Multicultural education is an interdisciplinary educational process, which promotes the understanding and appreciation of the cultural diversity of our pluralistic society. Within the total multicultural education process, special emphasis shall be placed on the following groups: Asian American, Black American, Hispanic American, and Native American. The educational program shall be characterized by practices, which provide equal opportunity for all participants regardless of race, color, age, national origin, gender, or religion.

Program Goals

To complement and enhance the K-12 student experience as developed by the school district, the multicultural curriculum will:

1. Demonstrate knowledge about the cultures, history and contributions of African American, Hispanic American, Native American and Asian American.
2. Demonstrate behavior and conduct that reflects respect toward all races.
3. Understand the dynamic diversity of the experiences, cultures, and individuals within each ethnic group.
4. Help students develop their decision-making abilities, and social and civic participation skills as necessary bases for effective citizenship in a pluralistic nation.
5. Help students develop the skills necessary for effective interpersonal, inter-ethnic and intercultural group interactions including critical thinking, consensus building, and conflict management.

Goals for Social Studies Curriculum

1. Civic responsibility and active civic participation.
2. Perspectives on their own life experiences so they see themselves as part of the larger human adventure in time and place.
3. A critical understanding of the history, geography, economic, political and social institutions, traditions, and values of the United States as expressed in both their unity and diversity.
4. An understanding of other peoples and the unity and diversity of world history, geography, institutions, traditions, and values.
5. Critical attitudes and analytical perspectives appropriate to analysis of the human condition.
6. Recognize the importance of the cultural, historical, and social contributions or our global society.

7. Recognize and be sensitive to cultural differences of all people.

Goals for Language Arts Curriculum

1. Communicate effectively in written and oral language.
2. Acquire information through reading, research, and listening.
3. Respect literature and its contributions to the development of humanity.
4. Apply critical thinking skills.
5. Develop an appreciation for the culture, history and contributions of African Americans, Hispanic Americans, Native Americans, and Asian Americans.

Goals for Art Education

1. The vocabulary and application of the art elements and principles.
2. An appreciation through Art History for various cultures and techniques.
3. Perspectives on their own life experiences based on cultural diversities and commonalities so they can see themselves as part of a larger human adventure.
4. Provide avenues for self-expression via the visual arts.

Goals for D.O.

1. Provide students with continuous opportunities to develop a better sense of self-image, and an appreciation for their personal backgrounds and family heritages.
2. To provide career-guidance, which will serve as a sound basis for career choice.
3. To facilitate the transition from school to work.
4. To study money management including banking, good buying practices and consumer credit.
5. To learn how to find jobs and apply for them, through the use of application forms, letters of application, resumes and interviews.
6. To make use of and further develop in a real job setting, the skills learned in Diversified Occupations.
7. To encourage the development of pride in doing one's job well.
8. To develop a training plan of activities for on the job training developed on an individual student's basis with employer supervision at the training station.
9. To evaluate on the job performance of the student during the years work experience program.

Goals for Music Education

1. Develop an understanding of the organization of musical sound, melodic line, harmonic structure, rhythmic patterns and notation.

2. Express and communicate information regarding music clearly and accurately.
3. Integrate and synthesize musical information and ideas into a written product or performance.
4. Instrumental and vocal music is capable of capturing the emotional ranges and feelings of a human being when no other means of expression is meaningful.
5. Identification of musical styles, tonalities, consonance and dissonance, and historical elements.

Goals for Guidance

1. Identify and access resources available to overcome language barriers for guidance and counseling services.
2. Provide forms for services rendered (reporting and recording academic progress, registration forms, career information, college search catalogs, scholarship forms and information, and testing materials), and make available when necessary.

Goals for Foreign Language

1. Be familiar with and be able to use vocabulary related to family life, school, shopping, eating in restaurants and travel.
2. Be able to talk in simple sentences and put those sentences together properly.
3. The four year program extends those goals to include reading, writing and conversational fluency.
4. Recognize the importance of the cultural, historical, and social contributions of our global society.
5. Recognize and be sensitive to cultural differences of all peoples.
6. Develop an understanding of other peoples and the unity and diversity of world history, geography, traditions, and values.

Goals for Family Consumer Science

1. Recognize the importance of the cultural and social contributions of our global society.
2. Recognize and be sensitive to cultural differences of all peoples.
3. Develop perspectives on their own life experiences so they see themselves as part of the larger human adventure in time and place.
4. Develop mutual understanding and appreciation of differing cultures and ways of life, and cooperate with people of other cultures.

Goals for Business Education

1. Refining basic communication skills for writing, speaking, listening and reading.
2. Expanding and improving computational skills
3. Working toward development and achievement of group goals.
4. Developing critical thinking, reasoning, and decision-making skills.
5. Improving and refining interpersonal skills and business ethics.
6. Strengthening basic skills and becoming technologically literate.
7. Strengthening an awareness of business on the global plane.
8. Preparing for the world of work internationally.
9. Recognizing and being sensitive to cultural differences of all peoples.
10. Developing an understanding of other peoples and the unity and diversity of international business.
11. Developing skills for an effective information processor.

Goals for Science

1. Demonstrate the ability to evaluate a situation and make recommendations with information gathered through problem solving and questioning techniques.
2. Demonstrate a general understanding of the following areas: life science, environmental science, earth science, physical science and health science.
3. Recognize the importance of changing technology in our world.
4. Recognize the limitations as well as the usefulness of science and technology in advancing human welfare.
5. Demonstrate the use of the scientific method through process skills, writing and problem solving techniques.

Goals for Physical Education

1. Develop physical growth and basic movement skills.
2. Develop and maintain suitable levels of physical fitness.
3. Develop good citizenship, good sportsmanship, and respect for facilities and equipment.
4. Develop a flexible program that will allow for individual interests, abilities, and handicapping conditions.
5. Develop the child's needs, which include the physical, social, mental, emotional, and writing skills.
6. Develop interests and activities in activities, which can be carried on in leisure time and lifetime activities.

Goals for Math Education

1. Develop thinking, reasoning, and problem solving strategies.
2. Develop computation and estimation skills.
3. Develop mathematical skills necessary to communicate.
4. Develop skills in the use of mathematical resources and technology.

5. Demonstrate a knowledge and sensitivity towards cultural differences.
6. Understand, represent, and use numeration in a variety of real world situations.

Goals for Agricultural Education

1. Demonstrate the ability to evaluate a situation and make recommendations with information gathered through problem solving and questioning techniques.
2. Demonstrate a general understanding of the following areas and their relationship to agricultural applications: environmental science, earth science, life science, physical science, business management, mechanization, leadership development and interpersonal skills.
3. Recognize the importance of changing technology in our world.
4. Develop an understanding of the role of agriculture in our local, state, national and world communities.
5. Develop an understanding of effective communication skills such as reading, writing, listening, verbal, nonverbal and questioning and demonstrate use of these skills in agricultural based applications.
6. Recognize education as a life long learning process.

Selection of Multicultural Materials

1. Staff meetings will be held to explain and determine the purpose of multicultural education as it relates to the law and Chase County Schools.
2. Surveys will be conducted with the teaching staff, students and community to determine what is being taught and if it fulfills the needs of our state and federal requirements as well as the needs of our school and community in regards to all ethnic groups.
3. Staff meetings are held to inform teaching staff or the available materials online and currently housed in our district. The administration will also seek input from fellow teachers as to any personal materials that can be shared with colleagues.
4. Review for adoption of new curriculum series on a rotating basis from school year to school year.

Review and Assessment of Multicultural Education Programs

Board Policy Related to Multiculturalism (Policy IDG)

It is the policy of the district to utilize the resources of curriculum, instruction, in-service counseling, and guidance to reflect the racial, ethnic, language, and cultural heritage of both historical and modern-day United States of America by observing the following objectives:

1. To select materials and methods that will eliminate bias and stereotype in our schools.
2. To provide in-service programs for the staff that will help them to understand the multicultural approach in order to help them utilize it in their teaching and administrative duties.
3. To encourage all students to grow in self-esteem and to understand and develop their academic and human potential.
4. To guard against the grouping of students that, reflect racial, ethnic, language, or cultural bias.

**EARLY RESIGNATION PROGRAM 2016-2017
CHASE COUNTY SCHOOL DISTRICT - TEACHER RESIGNATION AND RELEASE**

THIS RESIGNATION AND RELEASE is made this ____ day of _____, 20__, by and between Chase County School District 15-0010 a/k/a Chase County School District, hereinafter referred to as "School District," or the "District," and [Insert Teacher Name], hereinafter referred to as "Teacher."

IN CONSIDERATION of the mutual covenants and conditions contained herein, the District and the Teacher do hereby agree as follows:

1. **QUALIFICATION:** The Teacher must have been employed by the School District for a minimum of three (3) years.
2. **RESIGNATION:** The Teacher does hereby resign from all employment relations with the School District, or any successor-in-interest to the School District and the School District does hereby accept such resignation, which shall be effective as of May 25, 2017. The Teacher shall receive all pay under the Teacher's existing employment contract with the last payment under that contract being made on or about August 10, 2017.

A. **SEVERANCE BENEFIT:** In consideration of the Teacher's resignation the School District shall pay the Teacher the sum of \$1,000.00 payable on or before March 20, 2017.

[NOTE: Participation in this Early Resignation Program disqualifies an employee from participation in any early retirement incentive program sponsored by the School District for the 2016-2017 school year or thereafter.]

B. **TAXES:** It is understood and agreed that state and federal withholding, FICA, FUTA, including employer and employee share thereof have been, or will be, withheld from or contributed in relation to the severance benefit stated above.

3. **RELEASE:** The Teacher does hereby waive and release the School District and all other School District officials or employees in their official and individual capacities, from any and all rights or claims which the Teacher may have by statute, contract, or otherwise, to continued employment, other financial remuneration or rights, all other employment relations or rights or recall, with, by or against, the School District and others named herein, or any successor-in-interest to the School District, and does hereby further release any and all other claims or causes of action which the Teacher may have, or claim to have, now or in the future as a result of or in any way connected with the Teacher's employment relationship with the School District including, but not limited to any accrued vacation leave and sick leave accrued through and including May 25, 2017. This waiver and release includes, but is not limited to, any and all rights or claims the Teacher may have or claim to have pursuant to Sections 79-824 to 79-842, R.R.S. and specifically any rights under Section 79-829(3) regarding a request by the School District for acceptance of employment prior to March 15 of each year..

4. **INDEMNIFICATION:** It is the intention of the parties to this Resignation and Release upon the signing and acceptance hereof, that all employment relations and any and all employment or other claims or rights of or by the Teacher against the School District and others named herein, or any successor-in-interest to the School District, are and shall be considered as resolved and settled by this Agreement, and the Teacher agrees to and does hereby indemnify and hold the School District and others named herein or any successor-in-interest to the School District harmless from any and all such claims and the Teacher further covenants not to sue the School District and others named herein or any successor-in-interest to the School District on any such alleged claims.

5. **ACCEPTANCE:** The Teacher shall accept this agreement by signing the same and returning it to the School District by **January 31, 2017** or it shall be null and void and of no force or effect and the School District's agreements herein shall be considered as having been withdrawn.

Date: _____, 20__	Date: _____, 20__
Teacher: _____	CHASE COUNTY SCHOOL DISTRICT 15-0010, A/K/A CHASE COUNTY SCHOOL DISTRICT By: _____ President, Board of Education

**CHASE COUNTY SCHOOL DISTRICT
EARLY RESIGNATION PROGRAM (ERP)
APPLICATION FORM 2016-2017 FISCAL YEAR**

[APPLICATIONS FOR THE ERP MAY BE FILED ON OR AFTER DECEMBER 1, 2016, AND MUST BE RECEIVED ON OR BEFORE JANUARY 31, 2017]

The undersigned, being a current Certificated Employee of Chase County School District is desirous of voluntarily participating in the Chase County School District Early Resignation Program (ERP) and is voluntarily resigning from employment under the terms of such ERP in effect as of the date of this Application.

1. Applicant:

Name of Certificated Employee	Address	City/State

2. Date of Application: This Application is offered and made this ____ day of _____, 201__.

3. Acknowledgments: The Certificated Employee acknowledges that:

- a. The Certificated Employee has been advised in writing to consult with an attorney prior to executing this Application form;
- b. The Certificated Employee has been advised that once this document has been turned into the Superintendent's office, it is irrevocable;
- c. The Certificated Employee's participation in the ERP is knowing and voluntary and the Certificated Employee was not coerced in any manner to participate in the ERP;
- d. The Certificated Employee has NOT received written notice of possible cancellation, termination or nonrenewal for reasons other than reduction in force; and,
- e. The Board of Education of the School District, in its sole and absolute discretion, has reserved the right to limit the number of participants in this ERP based on staffing needs for the 2017-2018 school year, and financial exigencies, availability of funds, budget, expenses, revenue, and other school finance issues, including but not limited to the repeal or amendment of the exemption to the property tax levy limitations set forth at Neb. Rev. Stat. § 77-3442(2)(d) (Laws of 2008).

4. Statement of Eligibility: The certificated employee hereby affirms that he/she is employed by the School District as of the date of acceptance of the person's application in the position of a certificated employee (a) covered by the Negotiated Agreement between the Chase County School District and the local education association (hereinafter sometimes referred to as "Eligible Employee" or "Employee" or "Teacher") and has been employed by the Chase County School District for a minimum of three years by May 23, 2017.

5. Acceptance of Benefits: The Certificated employee hereby acknowledges that in consideration of the Certificated Employee's resignation and of other covenants and conditions set forth in the ERP Agreement provided by the School District, the Certificated Employee shall accept the severance benefits of \$1,000.00 provided in the ERP.

Certificated Employee

STATE OF NEBRASKA)
)
COUNTY OF _____) **ss.**

On this _____ day of _____, 20__, before me, the undersigned notary public, duly commissioned and qualified in the aforesaid county, personally appeared _____, personally known to me to be the identical person who signed the above and foregoing Application, and that such person acknowledged the execution of the Application to be the person's voluntary act and deed.

Notary Public

ACCEPTANCE

The above Early Resignation Program Application is hereby accepted and approved.

**CHASE COUNTY SCHOOL DISTRICT 15-0010, A/K/A
CHASE COUNTY SCHOOL DISTRICT**

By: _____
President, Board of Education

TABLE OF CONTENTS

	POLICY
1. School Communications	
Statement of Intent	1000
Visiting School.....	1010
Citizen Communication to the Board of Education	1020
Parent/Patron Comment Forms	1030
Parent/Patron Comment Form.....	1030A
Annual Report and School Improvement.....	1040
Public Access to School Records	1050
Form for Denial of Access to Records	Regulation 1050A
Form for Explanation of Delay in Fulfilling Request for Records	Regulation 1050B
Advertising and Promotion	1060
Publications, Radio, and Television	1070
School Directory.....	1080
2. Community Use of School Facilities.....	
Community Use of School Facilities.....	1100
Form for Application for Use of School Facilities.....	
Use of School Facilities: Student Groups and Boy Scouts	1101
Bulletin Boards, Display Case, and Posted Material.....	1110
Tobacco Policy	1120
3. Anti-Discrimination Policies	
Anti-Discrimination, Designation of Coordinator and Grievance Policy	1200
Title IX–Discrimination	1210
Title IX Procedure for Informal/Formal Hearing.....	1220
Form for Filing Complaints.....	Regulation 1220
ADA and Section 504 Grievance Procedure	1240
ADA–Designation of Coordinator	1250
Service Animals	1260
4. Fund Raising and Gifts.....	
Fund Raising Activities	1300
Gifts to the School District.....	1310
5. School and Community Organizations.....	1400
Parent Organizations	1410
Citizens’ Advisory Committees	1420
Utilizing Community Resources	1430
Staff Participation in Community Affairs	1440
School Personnel and the Public	1450
Student Production of Goods and Services	1460
Public Performances by Students	1470

Community RelationsStatement of Intent

It is the desire and intent of the Board of Education that there be continuous planned public relations activities for all participants in the school community - for students, staff, parents and for the public at large. The public relations efforts should emanate from the school, as well as from the administrative offices.

Because the Board is proud of the staff, students and the school, public relations activities should encompass all areas of school life, including regular instructional activities, special events of unusual interest, extra-curricular activities, accomplishments of students and staff and Board of Education activities.

The purpose of the public relations activities shall be to inform so that all participants in the public education endeavor may gain pride in and understanding of their schools.

Methods of Communication

The Board of Education will use various media to keep the public informed—including news releases on the school website, to the area newspapers, issuance of newsletters, school newspapers, presentations before parent groups and other community organizations.

All Board of Education publicity releases shall be made through the Superintendent. The Superintendent shall establish procedures for the dissemination of information regarding deliberations and decisions of the Board of Education. The Superintendent shall also establish procedures for the dissemination of local school news, emphasizing student and staff activities and achievements.

Date of Adoption: [Insert Date]

Community RelationsVisiting School

Parents and other interested individuals are encouraged to visit school and are to be made welcome by the respective building staffs and student bodies. Under ordinary circumstances, the teacher being visited by a parent should continue with the regular classroom work. It is desirable that any individual parent-teacher conference be held before or after school in order that the normal instructional activities not be disrupted.

Contacts during school hours with non-school individuals and agencies for materials, service, or programs may be made only with the approval of the principal.

For security reasons, all school personnel and students are asked to see that all visitors are courteously directed to the building principal's office. In addition, the administration may exercise its discretion and has the authority to direct that certain individuals who may pose a threat of harm to students or staff or who may create or have created a disruption to the educational program be prohibited from being on school grounds.

Employees in school buildings shall report to the principal immediately any person loitering on or near the school grounds. If necessary, the principal will notify the appropriate law enforcement agency to investigate the situation.

Legal Reference: Neb. Rev. Stat. Sec. 79-8,109 Teachers, Solicitation by Agents Prohibited,
Exceptions
Neb. Rev. Stat. Sec. 28-901 Obstructing Government Operations

Date of Adoption: [Insert Date]

Community RelationsCitizen Communication to the Board of Education

The Board of Education recognizes the necessity for open communication with students, parents, patrons and staff but is also aware that a procedure for processing concerns and complaints is imperative to the normal operations of the District. It is the intent of the Board that concerns and complaints be resolved at the lowest possible level.

Complaints Made to Individual Board Members

Members of the Board of Education have no authority or power to act on behalf of the Board or the District except when acting as a member of the entire Board at a duly called board meeting or when acting with express, specific authority granted by the Board or by law. Should any member of the Board be approached by a student, parent, patron or staff member who has a concern or complaint, the member should:

1. Listen attentively to the concerns but not take any inflexible position.
2. Instruct the individual about the District's process for resolving concerns and complaints and direct the individual to the appropriate complaint or grievance procedure or to the Superintendent for information concerning such procedures. If the concern or complaint involves a teacher, the individual should be informed to discuss the matter with the teacher first.
3. Inform the Superintendent of the concern.

The Board and the District shall not be bound in any way by the action or statement on the part of any individual Board member or committee, except when such statement or action is taken or made in conformance with express, specific authority granted by the Board or by law.

Complaints Made to the Board

Concerns or complaints may be made to the Board of Education at a duly called Board meeting at such time as the agenda provides for public participation or comment.

In the event the complaint involves a personnel matter relating to an employee of the District, the individual raising the complaint shall be directed to first exhaust the appropriate complaint or grievance procedure. The board shall not respond or take action on such a complaint until such complaint or grievance procedure has been exhausted, unless it is determined by the Board, under the circumstances, that an immediate response or action is required.

Individuals raising concerns or complaints involving non-personnel matters which may be the subject of a complaint or grievance procedure may also be directed to first use such complaint or grievance procedure.

Date of Adoption: [Insert Date]

Community RelationsParent/Patron Comment Forms

Parents and patrons may file a comment with the Superintendent. Comment forms are available in the office of each building. These forms are intended to help resolve issues, arbitrate disputes, facilitate understanding, recognize achievements, and commend success.

Comment forms which have been properly filed with the Superintendent which directly involve a staff member shall be forwarded to the staff member's immediate supervisor for analysis, discussion, and resolution. The forms shall be retained in a separate confidential file in the office of the staff member's immediate supervisor for a period of three years. At the end of the three year period they may be discarded. Comment forms shall not be placed in the staff member's personnel files unless deemed appropriate by the Superintendent or immediate supervisor.

Date of Adoption: [Insert Date]

CHASE COUNTY SCHOOLS
COMMENT OR COMPLAINT FORM

Commenter: _____ Date: _____
Address: _____ Phone: _____

Comment or Complaint: _____

Supportive Evidence or Witness: _____

Relief requested (what I want done in response to the above information):

The undersigned states: I have a reasonable belief that the facts in this comment or complaint are true and accurate, and I give permission for an investigation to be made into this matter.

Signature Date



Community RelationsAnnual Report and School Improvement

The Superintendent shall prepare and distribute each year an Annual Report in accordance with Rule 10, Regulations and Procedures for the Legal Operation of Schools. The Annual Report shall be distributed to residents of the School District by the Superintendent distributing it to the members of the Board of Education and to the parents of students enrolled in the School District each school year and making it available to other residents. The report shall include information required by Rule 10. The results of the annual report shall be used to plan and make needed changes to improve instruction for all students. The report is to include:

- A. Student academic performance. The report shall include results of student success in achieving the state standards set forth in Appendices A through D of Rule 10 or local content standards approved by the Department, on a building basis. Individual test scores shall be kept confidential. If the school has fewer than ten students in the grades being reported, or if reporting would allow for the identification of students because they all had comparable scores, no public reports of student performance shall be provided for those grades.
- B. School system demographics.
- C. School improvement goals and progress.
- D. School system financial information.

The Superintendent shall further ensure that the School District implements a systematic on-going process that guides planning, implementation, and evaluation and renewal of school improvement activities to meet local and statewide goals and priorities. The school improvement process shall focus on improving student learning and include a periodic review by visiting educators who provide consultation to the local school/community in continued accomplishment of plans and goals. The school improvement process shall further include the following activities at least once within each five years:

- A. Review and update of a mission or vision statement.
- B. Collection and analysis of data about student performance, demographics, learning climate, and former high school students.
- C. Selection of improvement goals. At least one goal is directed toward improving student performance.
- D. Development and implementation of a plan which includes procedures, strategies, or actions to achieve goals.
- E. Evaluation of progress toward improvement goals.

The school improvement process shall further include a visitation by a team of external representatives to review progress and provide written recommendations. A copy of the written recommendations shall be provided to the Department. The external team visits shall be conducted at least once each five years.

Legal Reference: NDE Rule 10.01, 10.5.02, 10.9 and 10.10

Date of Adoption: [Insert Date]

Community RelationsPublic Access to School Records - Examination, Making Memoranda, and Copying

1. The School District, through the Superintendent, shall provide interested persons access to the records of the School District as required by law. Such access shall include the opportunity to examine, make memoranda and copy School District records. The School District shall not make records of individual students or personnel available except as allowed by law or compelled by court order.
2. Records may be examined at the School District offices during the hours such offices are open for the ordinary transaction of business. School district offices will be open for the ordinary transaction of business (a) during the school year on such days as school is in session, and (b) during the summer months when school is not in session, Monday through Friday when the Superintendent is present, except legal holidays.
3. Records may be obtained in the form in which the record is maintained including, but not limited to, printouts, electronic data, disc, tapes, and photocopies. The School District will not be required to produce or generate any record in a new or different form or format modified from that of the original School District record. Copies of records may be made as follows:
 - (a) Copies may be made by persons using their own copying or photocopying equipment, provided that such copies shall be made on the premises of the School District offices or at a location mutually agreed to by the requester and the School District.
 - (b) Copies may be obtained from the School District if the School District has copying equipment reasonably available, and upon payment of a fee for providing copies. The Superintendent shall establish a fee schedule for the copying of school district records, provided that such fee is not to exceed the actual cost of making the copies available. Actual costs of making copies available include: Paper, discs, and other hard copy materials, copier device costs (equipment lease, depreciation and maintenance), electricity and the cost of personnel. If the copies requested are estimated by the School District to be more than fifty dollars (\$50.00), the School District may require the requester to furnish a deposit prior to fulfilling such request.
4. Upon written request for access to records, the School District will provide to the requester as soon as is practicable and without delay, but not more than four (4) business days after actual receipt of the request:
 - (a) Access to or, if copying equipment is reasonably available, copies of the school district records requested;
 - (b) A written denial of the request, or portion thereof, if there is a legal basis for such denial of access to school district records on a written form from the school district. [See,

Regulation Form 1050A, "Denial of Access To School District Records"]; or

(c) If the entire request cannot with reasonable good faith efforts be fulfilled within four (4) business days after actual receipt of the request due to the significant difficulty or extensiveness of the request, the school district shall provide a written explanation, including the earliest practicable date for fulfilling the request, and estimate of the expected cost of any copies, and an opportunity to modify or prioritize the items within the request. [See, Regulation Form 1050B, "Explanation of Delay in Fulfilling Request for School District Records"].

Legal Reference: Neb. Rev. Stat. § 84-712 et seq.

Date of Adoption: [Insert Date]

Community Relations

Denial of Access to School District Records Form

Name of Requester: _____.

Date of School Record Request: _____.

Name of Administrator Denying Record Request: _____.

Description of Records Requested (Actual written request for record may be attached): _____

_____.

Please be advised that the school district has determined that there is a legal basis for a denial of access or copies to all or a portion of the school records requested, and hereby provides the following information regarding such denial:

A. Description of the contents of the records withheld: _____

_____.

B. Statement of the specific reasons for the denial (Correlate specific portions of the records to specific reasons; include citation of statute expressly providing that particular information or records shall not be made public): _____

_____.

NOTICE: Pursuant to Neb. Rev. Stat. § 84-712.03, you may have a right of judicial or administrative review of the denial of access to school district records set forth above, including a right to petition for a writ of mandamus, or petition the Attorney General to review the record to determine if it may be withheld from public inspection.

Community Relations

Explanation of Delay in Fulfilling Request for School District Records

Your entire request for school district records cannot with reasonable good faith efforts be fulfilled within four (4) business days after actual receipt of such request due to (check all applicable boxes):

G Significant difficulty in compiling or copying such records;

G Extensiveness of the request.

A. Additional Explanation: _____

_____.

B. Projected Date of Fulfilling Request: _____.

C. Projected Cost of Copies: \$_____.

Modification or Prioritization of Request: You may modify or prioritize the items in your request to expedite the availability of the school records requested; please set forth your modification or prioritized items in the space provided below and return to the office.

_____.

Date of Adoption: [Insert Date]

Community RelationsAdvertising and Promotion

Neither the facilities, the staff, nor the children of the school district shall be employed in any manner for advertising or otherwise promoting the interests of any commercial, political, or other non-school agency, individual, or organization, except that:

1. The schools may cooperate in furthering the work of any non-profit, community-wide social service agency, provided that such cooperation does not restrict or impair the educational program of the schools.
2. The schools may use films or other educational materials bearing mention of the producing firm or sponsor, providing such materials can be justified on the basis of their actual educational values.
3. The schools may cooperate with any agency in promoting the activities in general public interest, and which promote the education or other best interest of students.
4. The superintendent of schools may cooperate in furthering the work of any non-profit, community-wide social service agency provided such cooperating does not infringe on school programs or diminish the amount of time devoted thereto.
5. The administration may, at its discretion, announce, or authorize to be announced, any lecture, community activity, or film which it feels has educational merit.
6. School representatives may, upon approval of the board of education, cooperate with any agency in promoting activities in the general public interest, and which promotes education that is in the best interest of the students.

Legal Reference: Neb. Rev. Stat. Sec. 79-526 Board Authority for Supervision and Control
Neb. Rev. Stat. Sec. 79-8,100 Teachers, Solicitation by Agents

Date of Adoption: [Insert Date]

Community RelationsPublications, Radio, and Television

The board of education welcomes the active participation of print and electronic mass media in promoting educational programs of Chase County Schools. All resultant news coverage of academic or extracurricular activities must be presented in the public interest. No identification of the school with the promotion of any commercial or political enterprise will be permitted.

All radio and television broadcasts of any school activity or contest originating from the School District's facilities must be coordinated through the office of the building principal sponsoring the activity.

Companies interested in such broadcasts will: (1) Contact the building principal at least forty-eight (48) hours in advance of the event to gain permission and make arrangements for attending the activity. (2) Any company interested in broadcasting an activity will be responsible for all necessary equipment, transmission lines, power sources, and accompanying expenses. (3) Any company interested in broadcasting an activity will be responsible for any financial and legal liabilities pertaining to its own equipment and personnel.

Legal Reference: Neb. Rev. Stat. §79-526
Neb. Rev. Stat. §79-1312 et. seq.

Board Authority for Supervision and Control
Telecommunications Operated by the
Nebraska Educational Telecommunications
Commission

Date of Adoption: [Insert Date]

Community RelationsSchool Directory

A school directory will be used and distributed only by authorization of the principal or superintendent of schools. Under no circumstances will it be distributed for political or commercial purposes. If student directory information is released it shall not be released to an agency or individual if personal profit is the object of the receiver. Directory information for purposes of the school directory shall consist of the information that is considered to be "directory information" in the School District's annual FERPA notice. Parents who do not wish to have their child's name(s) included in the directory to be released may request that it be deleted. It shall be the principal's responsibility to delete those names.

Legal Reference: Neb. Rev. Stat. §§79-2,104 & 79-2,105; Neb. Rev. Stat. §79-539
Neb. Rev. Stat. §§84-1201 to 84-1220
Family Educational Rights and Privacy Act, 20 U.S.C. §1232g

Date of Adoption: [Insert Date]

Community RelationsCommunity Use of School Facilities

School facilities are primarily intended for the District's educational and extracurricular activity programs. School facilities are, however, made available for use by outside groups to further the interests of the District and the community. Use by non-school groups is allowed pursuant to an application process and is subject to the terms and conditions set forth in this policy.

1. Application for Use.

Outside groups that wish to use school facilities must submit a completed Application for Use form signed by a representative of the outside group who has authority to commit the outside group to the terms and conditions of the Application. The outside group, as Applicant, shall specify the nature of the intended use, the dates and times of the requested use, and the facilities for which use is requested.

The form shall be developed by the administration. The form shall include the statement that:

This application is subject to the terms of the Board's "Community Use of School Facilities" policy. The terms and conditions of that policy are incorporated into this application by this reference. Applicant accepts all such terms and conditions.

2. Acceptance of Application for Use.

Acceptance or rejection of applications shall be the responsibility of the Superintendent or the Superintendent's designee.

Applications shall not be rejected for any unlawful reason, including unlawful discrimination on the basis of race, national origin, gender, religion, disability, age, marital status, or veteran status, and including the applicant's legally protected exercise of constitutional or statutory rights.

The District's facilities are designated as nonpublic forums. Accordingly, applications shall not be accepted for:

- a. Uses that may conflict with or that disrupt the District's educational or extracurricular activity programs.
- b. Uses inconsistent with the mission of the District.
- c. Uses that present an unacceptable risk that the conditions of use set forth in this policy will not be adhered to; either due to the nature of the requested use or the character of the group or individuals within the group.
- d. Uses that present an unacceptable risk of damage or unacceptable wear and tear to facilities or equipment.

- e. Uses for outside commercial activities except with approval of the Board; and except for camps and other activities for high school students subject to and consistent with Bylaws of the Nebraska School Activities Association.
- f. Uses that involves gambling or games of chance.
- g. Uses that involves a group or activity which advocates or condones the violent overthrow of the Constitution or of the government.
- h. Uses that involve the meetings of secret clubs not open to members of the public.
- i. Non-community type uses such as wedding receptions, slumber parties, personal use and similar activities.

Applications for use of facilities may be denied based on unsuitability of the date or time of the requested use. Facilities will generally not be available for community use at times when school staff are not available to monitor the Applicant's use, such as on legal holidays; before 7:00 a.m.; after 10:00 p.m. and Sunday mornings prior to Noon.

Leases of school facilities require approval of the Board. As such, Applications that request long-term use of facilities in the nature of a lease will be denied.

Applications may be denied based on the determination of the Superintendent or the Superintendent's designee that the Applicant does not have the financial ability or financial responsibility to pay fees or expenses or to reimburse the District for any damages that may be sustained to facilities or equipment or any liability that may be created by the use.

When an Application conflicts with another Application, the Applications will be accepted according to the following priority order:

- a. Events or activities that are designed to service students of the District or which are related to any function of the District, including approved school-community associations and school-affiliated non-profit groups.
- b. Tax-supported agencies such as educational entities or units of city, county or state government.
- c. Nonprofit community agencies such as private educational agencies.
- d. Groups where the majority of the members reside within the District.

For use conflicts within each group, priority will be given to the first to submit their Application; provided that the Superintendent or the Superintendent's designee may approve an Application that is not first-filed if the other Applicant's use could be feasibly changed to a non-conflicting time or area.

Applications that are accepted may not be assigned or transferred to another outside group.

Applications that are accepted are subject to cancellation by the Superintendent or the Superintendent's designee. Cancellation will occur in the event the administration reasonably determines:

- a. Any of the reasons for non-acceptance of an application exist.

- b. The Applicant fails to meet any term or condition required prior to the use. This includes but is not limited to failure of the Applicant to pay required fees or deposits or failure to show evidence that any required insurance is in place.
- c. Circumstances make the use unsuitable. This includes but is not limited to:
 - i. The condition of the facilities being unsafe. For example, the presence of snow, ice, fallen limbs or other potential hazards that the school would not otherwise clear prior to the activity or event. The Applicant may request that the District clear the hazards such that it may proceed with its activity or event. If the District agrees to do so, the Applicant shall be responsible for all costs incurred by the District in clearing the hazard.
 - ii. School staff being unavailable to monitor the use or to provide set-up or clean-up services where the District has accepted responsibility for such.
 - iii. The need to use the facilities for a school activity or purpose.

Generally, if school is closed on the date of the Applicant's intended use due to inclement weather or hazardous conditions, the Applicant's use will be cancelled.

The Applicant shall remain responsible for fees or expenses, and any deposit that has been received by the District shall be forfeited and be kept by the District, if cancellation occurs because of the fault of the Applicant. Otherwise, the District will return any deposit that has been received by the District. The District will in no event be responsible for any damages, expenses, or losses incurred by the Applicant or any person arising from the cancellation.

An Applicant may withdraw its Application at any time prior to acceptance. An accepted application may be withdrawn by the Applicant, subject to approval of the Superintendent or the Superintendent's designee. Approval is subject to the conditions that the Applicant has given reasonable advance notice (ordinarily, at least 48 hours) and that the Applicant reimburse the District for any expense the District has incurred.

3. Conditions of Use.

The conditions for use are as follows:

- a. Compliance. Applicant agrees to:
 - i. Comply with all local, state and federal laws, including health and fire codes.
 - ii. Comply with Board policies concerning non-discrimination and the use of school facilities.
 - iii. Comply with reasonable administrative rules related to use of facilities and the requests of school officials related to the Applicant's use of the facility.
- b. Disclaim School Sponsorship. The District does not sponsor or endorse the Applicant or the activity or event conducted by the Applicant. To ensure that the public understands this fact, the Applicant agrees to not make any statements

suggesting such sponsorship and to publish statements of non-school sponsorship in such form and manner as the administration may request.

- c. Supervision. Applicant agrees to provide appropriate supervision of the activity or event in all respects, including supervision reasonably necessary to ensure that no person participating in or attending the activity or event:
- i. Is presented with conditions that pose an unreasonable risk of personal injury or damage to personal property.
 - ii. Enters any area of the school facilities that the Applicant has not been given permission to use, or accesses any school records.
 - iii. Engages in the use of tobacco, alcohol, or illegal drugs, or is under the influence of alcohol or illegal drugs.
 - iv. Possesses a firearm or a weapon.
 - v. Engages in disorderly, lewd, or lascivious conduct.
 - vi. Engages in any criminal behavior.

Applicant shall remove any person from the activity or event who engages in any of the above listed conduct. Applicant agrees to report to the school administration by the close of the next business day the identity of any person who engaged in any of the above listed conduct and the details of the conduct. If the offending person is a student, the report shall be made immediately.

In the event the school administration determines that the nature of the activity or event warrants the presence of security services, Applicant agrees to provide such security services.

Applicant agrees to ensure that all persons attending its activity or event are off school grounds at the end of its time of permitted use, except for students or school staff who are authorized to remain for a school-related purpose.

- d. Condition of Premises. Applicant agrees to:
- i. Conduct a reasonable inspection of the premises prior to the activity or event to ensure that the premises are safe for the intended use. In the event of any unsafe condition, Applicant shall notify an administrator. In the event the unsafe condition is not corrected prior to the activity or event, the Applicant shall postpone or cancel the activity or event.
 - ii. Not use or allow any school equipment to be used without express approval of school administration.
 - iii. Not bring or allow others to bring food or beverages on to school grounds without express approval of school administration.
 - iv. Not bring or allow others to bring or use any flammable items (including candles or incense) or any volatile chemical or any explosive.
 - v. Not use any electrical equipment that has been brought onto the premises without express approval of school administration.

- vi. Not allow the wearing of street shoes or shoes with black soles on gym floors or other protected surfaces.
 - vii. Not park or allow others to park in fire lanes or reserved spaces or in any manner inconsistent with the school's parking rules.
 - viii. Not cause or allow others to cause damage to school facilities or equipment.
 - 1. In the event damages are sustained, Applicant accepts responsibility for reimbursing the District for the cost of repair or replacement.
 - 2. Applicant agrees that the school administration's determination that damage was sustained in connection with the Applicant's use, and of the cost of repair or replacement, is controlling.
 - 3. Applicant shall immediately report to the school administration any damage to school facilities or equipment that occurs during the Applicant's use of school facilities that may present a risk of injury to students or any subsequent users. Any other damage shall be reported by the close of the next business day.
 - ix. Return the facilities in as good a condition as it was prior to use. This includes, without limitation, cleaning, removal of trash, and returning tables and chairs and other school property to their proper location. The clean-up shall be promptly completed. In the event the District provides the clean-up service, Applicant agrees to reimburse the District for the cost of such clean-up.
 - x. Remove any property brought in by the Applicant and by any person attending the activity or event. The District is not responsible for any personal property that is left on the premises.
- e. Financial Responsibility. Applicant agrees to:
- i. Procure, at its own expense, a Comprehensive General Liability insurance policy naming the District as an additional insured. This policy shall be written with a minimum of \$1,000,000 Combined Single Limit per occurrence. A Certificate of Insurance evidencing coverage must be submitted prior to the Applicant's use.
 - ii. The insurance requirement is subject to waiver by the Superintendent or the Superintendent's designee only in circumstances where the intended use presents very little potential for injury or damage and the activity or event is designed to serve the District's students or staff.
 - iii. Indemnify and hold the District, the Board, school employees and agents of the District harmless from any and all claims, demands, causes of action, or lawsuits for any death or personal injury or damage to property sustained during, caused by or arising out of the Applicant's use of school facilities.

4. Fees for Use.

The Superintendent or Superintendent's designee shall establish a daily use fee schedule that establishes rates for specific parts of the school facilities (that is, kitchen, auditorium, gymnasium, athletic field, classrooms, meeting rooms). The rates shall be reviewed on a periodic basis; with the review to occur no less than every two years.

The fee rates shall be in an amount sufficient to cover estimated staff time and direct costs associated with:

- a. Processing. Cost of processing the Application, postage, invoicing and coordination of the use.
- b. Access. Cost of providing access; such as unlocking doors before use and locking after use, turning lights on and off, and disarming/re-arming security systems.
- c. Custodial. Cost of providing custodial or maintenance services to prepare the facility for the use and for clean-up after the use.
- d. Kitchen. Cost of providing access to the kitchen facilities; as ordinarily any permitted use of the kitchen will require the presence of a member of the school's food service staff.
- e. Special Equipment. Cost of making special equipment available such as sound and lighting set-up; as ordinarily any permitted use of special equipment will require the presence of a member of the school's staff who is familiar with proper use of the equipment.
- f. Monitoring. Cost of administrative or other professional staff to monitor the Applicant's use to ensure compliance with the terms and conditions of the permitted use.
- g. Security. Cost of providing security services when determined to be needed for the activity or event.

The fee schedule shall be applied evenly to all Applicants, with two exceptions:

- a. A different fee may be assessed where the Superintendent or Superintendent's designee reasonably determines that the Applicant's use will require staff time or cause direct costs different than those used in establishing the fee schedule.
- b. A fee waiver or reduced fee rate shall be given for use where the activity or event is designed to serve students of the District or children; such as approved school-community associations and school-affiliated non-profit groups and summertime sports leagues, sports camps, etc., that are subject to NSAA regulations.

5. Use Consistent with NSAA Bylaws.

Use of school facilities for activities that are subject to the Bylaws of the Nebraska School Activities Association (NSAA) shall be permitted subject to and in accordance with the NSAA Bylaws. Such use shall be consistent with this policy for non-school groups. Examples of acceptable use of school facilities for activities are:

- a. Summer Leagues. There must be evidence that the organization or individual conducting the league has rented or leased the facility (for example, via an Application for Use) to prove the school is not involved in its sponsorship or funding.
- b. Commercial Sport Camps/Clinics. School facilities for use by individuals, including the District's own coaches or other organizations for commercial camps/clinics or schools. Camps conducted by high school coaches shall be publicized as open to all area individuals wishing to attend and not limited to students from the coach's high school.
- c. All-Star competition that involves graduated seniors.
- d. Competitive meets and contests sponsored by non-school groups.
- e. Facilities approved under the above stipulations include: gymnasiums, tracks, swimming pools, tennis courts, athletic playing fields, and baseball and softball diamonds.

Date of Adoption: [Insert Date]

APPLICATION FOR USE OF SCHOOL FACILITIES Chase County Schools

Name of Organization Making Request: _____ Date: _____

Type of Organization and Type of Activity or Event

- _____ Event or activity that is designed to service students of the District or which is related to any function of the District, including approved school-community associations and school-affiliated non-profit groups. *Describe:* _____
- _____ Tax-supported agency such as educational entity or unit of city, county or state government. *Describe:* _____
- _____ Nonprofit community agency such as a private educational agency. *Describe:* _____
- _____ Group in which the majority of the members reside within the District. *Describe:* _____
- _____ Other. *Describe:* _____

Facilities Requested. Building: _____ Areas: _____

Dates & Times Requested:

Dates (From - To)	Time (From - To)	Repeating	# Wks.
_____	_____	Yes No	_____
_____	_____	Yes No	_____
_____	_____	Yes No	_____

Details of Use (Attach an additional explanation if needed)

Describe the Type of Activity or Event: _____

No. of Anticipated Users and Spectators: _____ Concessions/Food Served: Yes No Describe: _____

Set Up or Tear Down Required by District: _____

Type of Cleaning Required During and Afterwards: _____

Special Equipment to be Used (District & Organization): _____

Fees (To Be Completed by Superintendent or Designee)

Advance Deposit	\$ _____
Date Deposit Due	_____

Type	Amount
Processing	_____
Access	_____
Custodial	_____
Kitchen	_____
Special Equipment	_____
Monitoring	_____
Security	_____
Total	_____

Applicant shall procure, at its own expense, a Comprehensive General Liability insurance policy naming the District as an additional insured. This policy shall be written with a minimum of \$1,000,000 Combined Single Limit per occurrence. A Certificate of Insurance evidencing coverage must be submitted prior to the Applicant's use.

Insurance requirement waived: Yes No (for school official to complete)

Policy Compliance and Acceptance of Liability

This application is subject to the terms of the Board's "Community Use of School Facilities" policy. The terms and conditions of that policy are incorporated into this application by this reference. Applicant accepts all such terms and conditions.

We have read, understand and agree to abide by the policies, rules and conditions on the use of these facilities on this form and in Board Policy. We understand that we are accepting the use of the facility from the Chase County Schools with no assurances or guarantees relative to their condition. It shall be our responsibility to check the facility to see that it is safe for our intended use. We take full responsibility for the facilities while they are being used by our group and will make full restitution for any and all damages which may occur while our group is using the facility. We agree to indemnify and hold the school district harmless for any and all accidents and injuries to ourselves or others while we are using the facility regardless of the negligence of the school district or its personnel. We assume full responsibility and liability for any injuries.

Name, Position

Signature

Date

Name, Position

Signature

Date

Community RelationsUse of School Facilities: Student Groups and Boy Scouts

1. Equal Access to Student Groups. In the event any of the secondary schools (grades 6-12) have a limited open forum as defined in the Equal Access Act, such school(s) shall not deny equal access or a fair opportunity to, or discriminate against, any students who wish to conduct a meeting within that limited open forum on the basis of the religious, political, philosophical, or other content of the speech at such meetings. A limited open forum for this purpose exists if the secondary school grants an offering to or opportunity for one or more noncurriculum related student groups to meet on school premises during noninstructional time.

All such student meetings at school are subject to the following requirements:

- a. the meeting must be voluntary and student-initiated;
- b. there must be no sponsorship of the meeting by the school or its agents or employees;
- c. employees or agents of the school are present at religious meetings only in a nonparticipatory capacity;
- d. the meeting must not materially and substantially interfere with the orderly conduct of educational activities within the school; and
- e. non-school persons may not direct, conduct, control, or regularly attend activities of the student group.

The administration shall in all respects maintain the District in compliance with the Equal Access Act.

2. Equal Access to Boy Scouts. If the District provides an opportunity for one or more outside youth or community groups to meet on school premises or in school facilities before or after school hours, the District shall not deny equal access or a fair opportunity to meet to, or discriminate against, any group officially affiliated with the Boy Scouts of America. The same principles apply to any other youth group listed in Title 36 of the United States Code as a "patriotic society." The administration shall in all respects maintain the District in compliance with the Boy Scouts of America Equal Access Act.

The use of school facilities for student meetings and Boy Scouts as provided above shall be subject to the same provisions as other community, non-school groups and may be required to complete a community use application as and to the same extent as other noncurriculum related student groups (in the case of student meetings) and other outside youth or community groups (in the case of the Boy Scouts).

Legal Reference: 20 U.S.C. §§ 4071-4074 (Equal Access Act)
20 U.S.C. § 7905 (Boy Scouts of America Equal Access Act) & 34 CFR
Part 108

Date of Adoption: [Insert Date]

Community Relations

Bulletin Boards, Display Case, and Posted Material

School bulletin boards, display cases, and posting areas are for the purposes of conveying information about school activities and programs to students, staff, and the visiting public as deemed appropriate by the respective principals; however, building principals may use their discretion on posting or displaying non-school related information which is not political or commercial in nature.

Legal Reference: Neb. Rev. Stat. Sec. 79-526 Board Authority for Supervision and Control

Date of Adoption: [Insert Date]

Community RelationsTobacco Policy

The use of tobacco products is prohibited in all school buildings and all school vehicles. Smoking shall also be prohibited in any area where school staff, students or members of the public may be present or may be affected by smoke, including without limitation the stands and bleachers of outdoor athletic fields and near the entry of school buildings.

For purposes of this policy, tobacco means any tobacco product (including but not limited to cigarettes, cigars, and chewing tobacco), vapor products (such as e-cigarettes), alternative nicotine products, tobacco product look-alikes, and products intended to replicate tobacco products either by appearance or effect. This does not preclude adults from wearing non-visible nicotine patches, or using nicotine gum without displaying the product container, as part of a smoking cessation program.

Legal Reference: Neb. Rev. Stat. Sec. 71-5716 to 5734 (Nebraska Clean Indoor Air Act)

Date of Adoption: [Insert Date]

Community RelationsPersonnel - All Employees and StudentsAnti-discrimination**A. Elimination of Discrimination.**

The policy of Chase County Schools is to not discriminate on the basis of sex, disability, race, color, religion, veteran status, national or ethnic origin, age, marital status, pregnancy, childbirth or related medical condition, or other protected status, in admission or access to, or treatment with regard to employment or with regard to its programs and activities.

Chase County Schools and its staff shall comply with all state and federal laws prohibiting discrimination. The Board of Chase County Schools intends to take any necessary measures to assure compliance with such laws against any prohibited form of discrimination and directs its staff to take all actions necessary to meet this objective.

The Superintendent shall be the Coordinator for anti-discrimination laws (including Title VI, Title IX; the Americans with Disabilities Act of 1990 (ADA), and Section 504 of the Rehabilitation Act of 1973 (Section 504)) and complaints or concerns involving discrimination or compliance with those laws should be addressed to said Coordinator.

B. Preventing Harassment and Discrimination of Employees and Students.

1. **Purpose:** Chase County Schools is committed to offering employment and educational opportunity to its employees and students based on ability and performance in a climate free of discrimination. Accordingly, unlawful discrimination or harassment of any kind by administrators, teachers, co-workers or other persons is prohibited. In addition, Chase County Schools will try to protect employees or students from reported discrimination or harassment by non-employees or others in the work place and educational environment.

For purposes of this policy, discrimination or harassment based on a person's sex, disability, race, color, religion, veteran status, national or ethnic origin, age, marital status, pregnancy, childbirth or related medical condition, or other protected status, is prohibited. The following are general definitions of what might constitute prohibited harassment.

- a. In general, ethnic or racial slurs or other verbal or physical conduct relating to a person's sex, disability, race, color, religion, veteran status, national or ethnic origin, age, marital status, pregnancy, childbirth or related medical condition, or other protected status, constitutes harassment when they unreasonably interfere with the person's work performance or create an intimidating work, instructional or educational environment.

- b. Age harassment has been defined by federal regulations as a form of age discrimination. It can consist of demeaning jokes, insults or intimidation based on a person's age.
- c. Sexual harassment has been defined by federal and state regulations as a form of sex discrimination. It can consist of unwelcome sexual advances, requests for sexual favors, or physical or verbal conduct of a sexual nature by supervisors or others in the work place, classroom or educational environment.

Sexual harassment may exist when:

- (a) Supervisors or managers make submission to such conduct either an explicit or implicit term and condition of employment (including hiring, compensation, promotion, or retention);
- (b) Submission to or rejection of such conduct is used by supervisors or managers as a basis for employment related decisions such as promotion, performance evaluation, pay adjustment, discipline, work assignment, etc.
- (c) The conduct has the purpose or effect of unreasonably interfering with an individual's work or educational performance or creating an intimidating, hostile, or offensive working, class room or educational environment.

Sexual harassment may include explicit sexual propositions, sexual innuendo, suggestive comments, sexually oriented "kidding" or "teasing", "practical jokes", jokes about gender-specific traits, foul or obscene language or gestures, displays of foul or obscene printed or visual material, and physical contact, such as patting, pinching or brushing against another's body.

2. Procedures:

- a. Employees or students should initially report all instances of discrimination or harassment to their immediate supervisor or teacher. However, if the employee or student is uncomfortable in presenting the problem to the supervisor or teacher, or if the supervisor or teacher is the problem, the employee or student is encouraged to go to the next level of supervision.
- b. If the report is not satisfactorily resolved within ten calendar days, or if the discrimination or harassment continues, please report your complaint to the Superintendent of Chase County Schools.
- c. If a satisfactory arrangement cannot be obtained through the Superintendent, the complaint may be processed to the Board of

Education.

- d. The person to whom the complaint is made is to thoroughly investigate the complaint and work with the person filing the complaint to seek an appropriate resolution so the discrimination or harassment can be remedied and put to an end.
- e. Complaints of discrimination or harassment will be treated with the utmost confidence, consistent with resolution of the problem.
- f. Based on the results of the investigation, appropriate corrective action, up to and including discharge of offending employees, etc., may be taken.
- g. Under no circumstances will a supervisor or a teacher or the Board threaten or retaliate against a person for alleging discrimination or harassment.

Legal Reference: Title VI, 42 U.S.C. § 2000d, Title VII, 42 U.S.C. § 2000e, Title IX; 20 U.S.C. § 1681, and the Nebraska Fair Employment Practices Act, Neb. Rev. Stat. §48-1101 et seq.
Age Discrimination in Employment Act (ADEA), the Older Workers Benefit Protection Act (OWBPA), 29 U.S.C. §621 et seq., and the Nebraska Age Discrimination in Employment Act, Neb. Rev. Stat. §48-1001 et seq.;
Americans with Disabilities Act (ADA), 42 U.S.C. § 12101 et seq.
Section 504 of the Rehabilitation Act of 1973 (Section 504)
Pregnancy Discrimination Act, 42 U.S.C. § 2000e(k)
Uniform Service Employment and Reemployment Rights Act (USERRA), 38 U.S.C. § 4301 et seq.

Date of Adoption: [Insert Date]

Community RelationsTitle IX - Discrimination

Chase County Schools, in response to federal and state regulations for Title IX of the Education Amendments of 1972 - Prohibiting Sex Discrimination in Education, hereby adopts and re-affirms the following policy:

- 1) The Board of Education affirms its intent to comply with provisions of Title IX regulation implementing the Education Amendments of 1972 - Prohibiting Sex Discrimination in Education.
- 2) The publication of this statement re-affirms the District's efforts to comply with the Title IX regulations to inform citizens of non-discriminatory practices in the dissemination process.
- 3) The Board of Education hereby affirms its intent to adopt and publish grievance procedures providing for prompt and equitable resolution of written complaints. Such guidelines shall be developed as part of the administrative procedures, and such forms as needed shall be developed and made available to the public.
- 4) The Board of Education will implement specific and continuing steps to notify the public of its intent for compliance with nondiscriminatory practices. Self-evaluation and a continual assessment of the educational program will be implemented through regular administrative procedures.
- 5) Pursuant to this intent the Board of Education, as of this date, appoints the board policy committee to address these issues, as needed.

Legal Reference: Title IX

Date of Adoption: [Insert Date]

Community RelationsTitle IX--Procedure For Informal/Formal Hearing

In accordance with Title IX, the Board of Education of Chase County Schools, hereby re-affirms the following procedures for handling complaints alleging a violation of Title IX, a federal law which prohibits sex discrimination in any educational program receiving federal financial assistance.

Procedure:

- 1) A written complaint must be presented to the Superintendent, or the Superintendent's designated representative(s) on a form available at the school office.
- 2) The Superintendent or the designated representative(s) may request an informal conference to present information relative to the complaint, or to request further information relative to the specific nature of the complaint.
- 3) If the complaint is not resolved in the first informal conference an informal hearing will be arranged at the convenience of both parties.
- 4) The Superintendent or the designated representative(s) will plan the details of the hearing based upon the nature of the complaint and the number of persons involved. This hearing will be conducted by a Hearing Officer designated by the Superintendent or by the Board of Education.
- 5) The complainant will be notified in writing of the time and place of the hearing.
- 6) Witnesses and/or advisors may be called by either party within limits established by the Hearing Officer.
- 7) Upon completion of this hearing, the Hearing Officer will make a report in writing to the Superintendent within ten (10) school days of conclusion of the hearing, with a copy to the complainant. The Superintendent shall within five (5) school days determine whether to accept the recommended action of the Hearing Officer and notify the complainant of the Superintendent's decision. The complainant shall within five (5) school days notify the Superintendent whether the complainant accepts the decision; failure to identify any points of the decision with which the complainant does not agree shall be considered to be acceptance of the decision or the points with which the complainant has not identified disagreement.
- 8) If the above process does not resolve the complaint, an appeal may be made to the Board of Education through the Superintendent by filing a notice of appeal with the Superintendent within ten (10) school days of the Superintendent's notification.

Legal Reference: Title IX

Date of Adoption: [Insert Date]

Community Relations

Form For Filing Complaints

Chase County School District 15-0010
Chase County Schools
520 E 9th Street
PO Box 577
Imperial, Nebraska 69033-0577

Date:

Person Making Complaint:

Address:

Phone:

(1) Name of child or person who you believe to have been unlawfully harassed:

_____.

(2) Statement of facts detailing date and manner in which child or person was harassed:

_____.

(3) Names of witnesses to the harassment:

_____.

(4) Relief requested (what I want done in response to this request):

_____.

The undersigned states: I have a reasonable belief that the facts in this complaint are true and accurate, I am familiar with the School District's Title IX and anti-discrimination grievance and complaint procedures, and I give permission for an investigation to be made into this complaint.

Received by: _____ Signature: _____
Date: _____

Date of Adoption: [Insert Date]

Community RelationsADA and Section 504 Grievance Procedure

The following grievance procedure shall be used for resolution of complaints of alleged violations of the Americans with Disabilities Act of 1990 (ADA) or Section 504 of the Rehabilitation Act of 1973:

- 1) Complaints shall be filed with the ADA and Section 504 Coordinator. Complaints shall be made in writing, unless the Complainant's disability prevents such, in which event the Complaint can be made verbally.
- 2) Complaints shall set forth: (a) the name of the Complainant, (b) the address and telephone number or other such information sufficient to enable the Coordinator to contact the Complainant, (c) a brief description of the alleged violation, and (d) the relief requested by the Complainant.
- 3) Complaints shall be investigated by the Coordinator or the Coordinator's designee. Investigations shall be thorough, but informal, and the Complainant shall be given a full opportunity to submit evidence relevant to the complaint.
- 4) The Coordinator shall make a decision on the Complaint within thirty (30) days of the filing of the Complaint, unless such time period is extended by agreement with the Complainant or a longer period is reasonably necessitated by the circumstances. The decision shall be made in writing, shall set forth the Coordinator's proposed resolution of the Complaint, and shall be forwarded to the Complainant.
- 5) The Complainant shall have ten (10) days from the date the Coordinator's decision is sent to the Complainant to accept or reject the Coordinator's proposed resolution. The Complainant shall be deemed to have accepted the proposed resolution unless the Complainant rejects the proposed resolution within such time period.
- 6) In the event the Complainant rejects the proposed resolution, the Complainant shall be given the opportunity to file a request for reconsideration within ten (10) days from the date the Coordinator's decision is sent to the Complainant. The request for reconsideration shall be filed with the Coordinator. Upon receipt of the request for reconsideration, the Coordinator shall promptly forward the request for reconsideration and all evidence received by the Coordinator in connection with the Complaint to a third person for review (either an administrator or other employee of the District, or members of the Board of Education or Committee of the Board).

- 7) A decision on the request for reconsideration shall be made within ten (10) days after the request for reconsideration was filed unless the Board or Committee of the Board is the reviewer, in which event the decision shall be made within thirty (30) days of the filing of the request for reconsideration, unless such time period is extended by agreement with the Complainant or a longer period is reasonably necessitated by the circumstances.

Legal Reference: Americans with Disabilities Act of 1990 (ADA)
 Section 504 of the Rehabilitation Act of 1973 (Section 504)

Date of Adoption: [Insert Date]

Community RelationsDesignation of Coordinator

Chase County Schools does not discriminate on the basis of disability in the admission or access to, or treatment or employment in, its programs or activities.

The Superintendent shall either coordinate or designate one or more persons to coordinate Chase County School's compliance with the requirements of the Americans with Disabilities Act of 1990 and Section 504 of the Rehabilitation Act of 1973, as amended (ADA and Section 504).

The Coordinator shall take such actions as required to maintain compliance with such laws; to provide information concerning such laws and their applicability to the services, programs, or activities of the District; and to resolve any complaints or grievances related to alleged non-compliance by the District with such laws.

In the event an employee has a disability and is in need of a reasonable accommodation to perform the employee's duties or to otherwise receive benefits and privileges of employment equal to those enjoyed by similarly-situated employees without a disability, the employee is to inform their supervisor and request a meeting with the ADA Coordinator to discuss the provision of reasonable accommodations.

In the event a student has a disability and needs or is believed to need special education or related services, the 504 Coordinator shall initiate the 504 evaluation and accommodation process.

The Board of Education has adopted a plan regarding the accessibility requirements of persons with disabilities who use school facilities as required by the ADA and Section 504. Members of the public may review the accessibility plan by contacting the Superintendent at the school's administrative offices. Comments or complaints regarding the accessibility of district facilities shall be made to the Superintendent for resolution.

Legal Reference: Americans with Disabilities Act of 1990 (ADA)
Section 504 of the Rehabilitation Act of 1973 (Section 504)

Date of Adoption: [Insert Date]

Community Relations

Service Animals

Individuals with a disability shall be permitted to use a service animal on school premises as and to the extent provided by law.

1. Definition of Service Animal

A service animal is a dog that is individually trained to do work or perform tasks for the benefit of an individual with a disability. Other species of animals are not service animals for the purposes of this definition, though miniature horses are in certain circumstances entitled to similar treatment.

The work or tasks performed by a service animal must be directly related to the handler's disability. Examples of work or tasks that a service dog may perform to meet this definition include:

- Navigation: assisting individuals who are blind or have low vision with navigation and other tasks,
- Alerting: alerting individuals who are deaf or hard of hearing to the presence of people or sounds,
- Protection: providing non-violent protection or rescue work,
- Pulling: pulling a wheelchair,
- Seizure: assisting an individual during a seizure,
- Allergens: alerting individuals to the presence of allergens,
- Retrieving: retrieving items such as medicine or the telephone,
- Physical support: providing physical support and assistance with balance and stability to individuals with mobility disabilities, and
- Interrupting behaviors: helping persons with psychiatric and neurological disabilities by preventing or interrupting impulsive or destructive behaviors.

Work or tasks that are excluded from meeting the definition are:

- Guard dogs: the crime deterrent effects of an animal's presence and
- Companion dogs: the provision of emotional support, well-being, comfort, or companionship.

2. Permit Presence of Service Animals

An individual with a disability shall be permitted to be accompanied by his or her service animal in all areas where members of the public, participants in services, programs or activities, or invitees, as relevant, are allowed to go. A bona fide trainer of a service animal also has the right to be accompanied by such animal in training. The individual may not be required to pay an extra fee for the service animal to attend events for which a fee is charged.

Service animals may be excluded from school premises if:

- a. The service animal is out of control and the service animal's handler does not take effective action to control it;
- b. The service animal is not housebroken; or
- c. The presence of the service animal poses a direct threat to the health or safety of others. To determine whether a "direct threat" exists, an "individualized assessment" is to be made to ascertain: the nature, duration, and severity of the risk; the probability that the potential injury will actually occur; and whether reasonable modifications of policies, practices, or procedures or the provision of auxiliary aids or services will mitigate the risk.

3. Control of the Service Animal.

The service animal must be under the control of its handler. In most cases, the dog must have a harness, leash, or other tether. The service animal does not need to be on a leash, however, if the handler is unable because of a disability to use a leash. A leash is also not required if it would interfere with the service animal's safe, effective performance of work or tasks. If either of the leash exceptions applies the service animal must be under the handler's control via voice control, signals, or other effective means.

4. Responsibility for Care or Supervision.

The school district is not responsible for the care or supervision of the service animal. The individual with the service animal shall be liable for any damage done to the premises or facilities or to any person by such animal.

5. Inquiries.


When addressing a service animal matter, staff shall not ask about the nature or extent of the person's disability.

Staff may not ask questions about the dog's qualifications as a service animal when it is readily apparent that the dog is trained to do work or perform tasks for an individual with a disability. Examples include where the dog is observed guiding an individual who is blind or has low vision, pulling a person's wheelchair, or providing assistance with stability or balance to an individual with an observable mobility disability.

Where it is not readily apparent that the dog qualifies as a service animal, staff may ask if the dog's presence is required because of a disability and what work or task the dog has been trained to perform. Staff may not require documentation, such as proof that the dog has been certified, trained, or licensed as a service animal.

Legal Reference: Americans with Disabilities Act of 1990 (ADA), 28 CFR §28.104 and §35.136; Section 504 of the Rehabilitation Act of 1973 (Section 504); and Neb. Rev. Stat. §§20-126.01 and 20-127

Date of Adoption: [Insert Date]



Quotation

Effective Date: 10/17/2016

493433

Chase County Schools

Mike Hansen
 Cell: 308-224-1187
 Email: mhansen@supplyworks.com

Scrubber Pricing	Quantity	Price
Advance SC750 28C, 28" Cylindrical Brush walk behind scrubber w/wheel drive	1	\$10,543.89
Windsor Chariot Iscrub 3, 26" Disk Brush Stand on Scrubber	1	\$10,546.37
Karcher B60, 26" cylindrical brush walk behind scrubber w/wheel drive	1	\$7,020.00
Carpet Extractors		
Advance ES300ST carpet extractor	1	\$2,412.10
Advance ES400XLP carpet extractor with on board spotting tool	1	\$3,419.35
Windsor Karcher Armada walk forward extractor	1	\$3,091.78
Windsor Clipper Duo dual brush carpet extractor with on board spotting tool	1	\$3,430.26

Above prices good for 30 days. All prices quoted are before applicable taxes.



B 60 W Bp (roller)

Diverse. Efficient. Quite. Fully configurable walk-behind scrubber. Efficient cleaning has a new name: The B 60 W Bp. Not only is this machine economical, it also performs well in on large surface areas.



1 Four batteries to choose from

- Battery types: low maintenance 245 Ah or 230 Ah AGM
- The charging curve of the built-in charger is perfectly adjusted to the various battery types.

2 Auto fill-in

- Time-saving filling of the fresh water tank.
- Filling via the fresh water hose stops automatically when the tank is full.

3 Brush head with rollers

- With 33 or 37 inch working width. With integrated sweep bin for coarse particles.
- Protection against blockages on the squeegee. For perfect suction.

4 EASY Operation

- Simple to use.
- The basic functions are controlled with the EASY switch.



B 60 W Bp (roller)

Technical data

Brush working width	in	22 × 26
Vacuum working width	in	37
Fresh / waste water tank	gal	15,85
Max. area performance	ft ² /hr	20989
Brush speed	rpm	600-1300
Rated input power	W	2100
Traction motor	W	300
Weight without battery	lbs	240,3
Dimensions (L x W x H)	in	58,66 × 29,45 × 45,16

Equipment

Roller brush	■
FACT	-
DOSE	■
Pre-sweeping attachment	■
Battery type	maintenance-free
Tank-in-tank system	■
Traction motor	W 300
■ Included in delivery.	

B 60 W BP (ROLLER)


KÄRCHER



		Order no.	Length	Colour	Quantity	RRP	Description	
Miscellaneous								
		1	5.035-344.0	yellow	1 piece(s)		KIK key, yellow	<input checked="" type="checkbox"/>
		2	5.035-348.0	grey	1 piece(s)		KIK key, grey	<input checked="" type="checkbox"/>
		3	6.680-124.0	1,5 m	1 piece(s)		Filling hose	<input type="checkbox"/>
		4	4.035-076.0	white	1 piece(s)		KIK key, white	<input type="checkbox"/>
		5	4.035-408.0	yellow	5 piece(s)		Set RFID Schlüssel gelb	<input type="checkbox"/>
		6	4.035-064.0	white	5 piece(s)		Key set white KIK	<input type="checkbox"/>
		7	2.643-347.0		1 piece(s)		KAERCHER Fleet Services B40-120W CAN	<input type="checkbox"/>
		8	5.035-337.0	red	1 piece(s)		KIK key, red	<input type="checkbox"/>
		9	5.388-133.0		1 piece(s)		Add-on kit ecolzero	<input type="checkbox"/>
Home base accessories								
		10	4.035-406.0		1 piece(s)		Set Homebase Box	<input type="checkbox"/>
		11	5.035-488.0		1 piece(s)		Adapter Homebase	<input type="checkbox"/>
		12	6.980-077.0		1 piece(s)		Double hook	<input type="checkbox"/>
		13	6.980-078.0		1 piece(s)		Holder handhold grey	<input type="checkbox"/>
		14	6.980-080.0		1 piece(s)		Holder bottle	<input type="checkbox"/>
		15	4.070-075.0		1 piece(s)		Set universal hook	<input type="checkbox"/>
Wheels/tyres								
		16	6.435-702.0		1 piece(s)		Wheel, oil resistant	<input type="checkbox"/>
		17	4.744-162.0		1 piece(s)		Conversion kit wheels	<input type="checkbox"/>
RM Dosierstation								
		18	2.641-811.0		1 piece(s)		Cleaning agent dosage kit, wall mounted DS 3	<input type="checkbox"/>

■ Included in delivery. □ Available accessories.


B 60 W BP (ROLLER)



		Order no.	Hardness / Brush type	Length	Colour	Quantity	RRP	Description	
Roller brushes for BR									
Roller brush	1	4.762-409.0	soft	550 mm	white	1 piece(s)			<input type="checkbox"/>
Roller brush complete for replacement BR	2	4.035-184.0	medium	550 mm	red	1 piece(s)			<input type="checkbox"/>
Roller brush	3	4.762-410.0	high / low	550 mm	orange	1 piece(s)			<input type="checkbox"/>
	4	4.762-411.0	hard	550 mm	green	1 piece(s)			<input type="checkbox"/>
	5	4.762-412.0	very hard	550 mm	black	1 piece(s)			<input type="checkbox"/>
	6	6.906-977.0	soft	532 mm	white	1 piece(s)			<input type="checkbox"/>
	7	6.906-934.0	medium	532 mm	red	1 piece(s)			<input type="checkbox"/>
	8	6.907-413.0	medium	532 mm	red	1 piece(s)			<input type="checkbox"/>
Roller brush red for replacement BR 55	9	4.035-193.0	medium	532 mm	red	1 piece(s)			<input type="checkbox"/>
Roller brush	10	6.906-978.0	high / low	532 mm	orange	1 piece(s)			<input type="checkbox"/>
	11	6.906-979.0	hard	532 mm	green	1 piece(s)			<input type="checkbox"/>
	12	6.906-980.0	very hard	532 mm	black	1 piece(s)			<input type="checkbox"/>
	13	6.906-981.0	soft	638 mm	white	1 piece(s)			<input type="checkbox"/>
	14	6.906-935.0	medium	638 mm	red	1 piece(s)			<input type="checkbox"/>
	15	6.907-414.0	medium	638 mm	red	1 piece(s)			<input type="checkbox"/>
Roller brush red for replacement BR65	16	4.035-187.0	medium	638 mm	red	1 piece(s)			<input type="checkbox"/>
Roller brush	17	6.906-982.0	high / low	638 mm	orange	1 piece(s)			<input type="checkbox"/>
	18	6.906-983.0	hard	638 mm	green	1 piece(s)			<input type="checkbox"/>
	19	6.906-984.0	very hard	638 mm	black	1 piece(s)			<input type="checkbox"/>

■ Included in delivery. □ Available accessories.



B 60 W BP (ROLLER)



		Order no.	Hardness / Brush type	Length	Diame- ter	Colour	RRP	Description	
Roller pad shaft									
Pad roller shaft	1	4.762-432.0		532 mm					<input type="checkbox"/>
	2	4.762-415.0		550 mm					<input type="checkbox"/>
	3	4.762-433.0		638 mm					<input type="checkbox"/>
Roller pads									
Roller pad on sleeve	4	6.369-732.0	soft	530 mm	96 mm	yellow			<input type="checkbox"/>
	5	6.369-734.0	medium	530 mm	96 mm	red			<input type="checkbox"/>
	6	6.369-733.0	hard	530 mm	96 mm	green			<input type="checkbox"/>
Roller pad	7	6.369-454.0	soft		105 mm	yellow			<input type="checkbox"/>
	8	6.369-456.0	medium		105 mm	red			<input type="checkbox"/>
	9	6.369-455.0	hard		105 mm	green			<input type="checkbox"/>
Microfibre shaft									
Microfibre roller	10	4.114-010.0	microfibre	550 mm	96 mm	light green			<input type="checkbox"/>
	11	4.114-005.0	microfibre	532 mm	105 mm	light green			<input type="checkbox"/>
	12	4.114-006.0	microfibre	638 mm	105 mm	light green			<input type="checkbox"/>

■ Included in delivery. □ Available accessories.


B 60 W BP (ROLLER)



		Order no.	Hardness / Brush type	Diameter	Colour	Quantity	RRP	Description
Pads								
Pad	1	6.371-000.0	medium-soft	650 mm	red	5 piece(s)		<input type="checkbox"/>
	2	4.642-025.0	hard	650 mm	brown	5 piece(s)		<input type="checkbox"/>

Included in delivery.
 Available accessories.


B 60 W BP (ROLLER)



		Order no.	Length	Colour	Quantity	RRP	Description	
Squeegees for suction bars								
Suction lips	1	6.273-207.0	890 mm	transparent	2 parts			<input type="checkbox"/>
	2	6.273-229.0	890 mm	transparent	2 parts			<input type="checkbox"/>
	3	6.273-213.0	890 mm	blue	2 parts			<input type="checkbox"/>
	4	6.273-290.0	890 mm	transparent	2 parts			<input type="checkbox"/>
Rubber lip set corrugated oil resistant	5	6.273-023.0	1010 mm	transparent	2 parts			<input type="checkbox"/>
Squeegee, complete								
Squeegee	6	4.777-079.0	900 mm	transparent	1 piece(s)			<input type="checkbox"/>

■ Included in delivery. □ Available accessories.

B 60 W BP (ROLLER)




		Order no.				RRP	Description	
Brush heads								
Brush-head S 65	1	2.763-030.0						<input type="checkbox"/>
Add-on kit B60 / B80	2	4.036-063.0						<input type="checkbox"/>

Included in delivery.
 Available accessories.

B 60 W BP (ROLLER)

KÄRCHER



		Order no.	Length	Diameter	Quantity	RRP	Description	
Other attachment kits								
Suction hose accessories	1	4.444-015.0	3,25 m		1 piece(s)			<input type="checkbox"/>
Auto-Fill	2	4.035-345.0			1 piece(s)			<input type="checkbox"/>
Spray extraction mounting kit								
Spray suction kit	3	2.642-833.0			1 piece(s)			<input type="checkbox"/>

■ Included in delivery. □ Available accessories.

B 60 W BP (ROLLER)

KÄRCHER



	Order no.	Quantity	Battery voltage	Battery capacity	Battery type	RRP	Description	
Battery and charger sets								
Battery quick-charge set V 24V/164Ah	1 2.642-558.0	1 piece(s)	24 V	164 Ah	maintenance-free			<input type="checkbox"/>
Accessories for batteries								
Spacer	2 4.642-019.0	1 piece(s)						<input type="checkbox"/>

■ Included in delivery. □ Available accessories.

B 60 W BP (ROLLER)



		Order no.	Quantity	ID	Width	Length	RRP	Description
Other								
Cleaning agent container, complete	1	4.070-006.0	1 piece(s)					<input type="checkbox"/>

Included in delivery.
 Available accessories.

Clipper™ DUO

Innovations in Interim & Deep Carpet Extraction



Multiple options in ONE machine, iCapsol interim cleaning, and deep extraction cleaning.



- » Change from interim to deep cleaning process at the turn of a switch—no mechanical changeover needed.
- » Floating, dual counter-rotating brushes agitate and permeate the cleaning solution into both sides of the carpet nap for even, thorough cleaning and improved carpet appearance. No operator adjustment needed.
- » With the interim method using the iCapsol encapsulating chemical, the carpet is dry and ready for traffic in approximately 20 minutes.
- » iCapsol interim cleaning process extends the time between scheduled deep extractions.
- » Floating vac shoe with glide strip provide consistent contact over uneven surfaces and increased solution pick-up.
- » Adjustable handle flips over to operate in walk-behind mode.
- » On-board, 8.5' accessory tool





Technical Specifications

Model:	Clipper DUO
Construction:	Steel chassis, Rotationally-molded polyethylene tanks
Vacuum Motor:	3 stage, bypass, 1.5 hp (1,119 watts), 100 cfm (2.8 m ³ /min), 120" (3050 mm) waterlift
Solution Pump:	100 psi (7 bar)—Restorative, 50 psi (3.5 bar)—Interim
Brush Motor:	1/2 hp (604 watts) AC with circuit breaker protection
Brushes:	Two, 16" (40.6 cm), ABS core, Perform Alert™ bristle spiral pattern
Cleaning Path:	16" (40.6 cm)
Noise Level:	73 dBA
Cleaning Rate	
Interim:	10,560 ft ² /hr @ 1.5 mph (981 m ² /hr @ 2.4 kph)
Restorative:	3,520 ft ² /hr @ 0.5 mph (327 m ² /hr @ 0.8 kph)
Flow Rate	
Interim:	0.09 gpm (0.34 lpm)
Restorative:	1.0 gpm (3.8 lpm)
Solution Spray:	One quick-disconnect jet—Restorative One quick-disconnect jet—Interim
Solution Tank:	10 gallon (37.8 ltr)
Recovery Tank:	10 gallon (37.8 ltr)
Vacuum Shoe:	18" (45.8 cm) wide, cast aluminum
Wheels:	10" (25.4 cm), non-marking rubber
Power Cable:	50' (15 m) detachable
Dimensions (L x W x H):	30.25" x 21.5" x 49" (76.8 cm x 54.6 cm x 12.45 cm)
Weight:	166 lbs (75.3 kg) with cord

Specifications are subject to change without notice.



CLIPPER DUO

10,560 ft²

3,520 ft²

DUO Productivity

Interim Cleaning

Per Hour at 1.5 mph


Restorative Deep Cleaning

Per Hour at 0.5 mph

Performance Features



Intuitive Control Panel for ease of use and training



Dual Counter-Rotating Brushes for more thorough cleaning



8.5' On-Board Accessory Wand for detail work



Adjustable handle for push/pull operation of Clipper DUO

Five ways to use Windsor's DUO Carpet Extractors

Encapsulation—Extends time between deep extractions and reduces re-soiling.

Deep Extraction—Deep, restorative cleaning.

Pre-spray and Rinse—Cleaning of surface soiling and extraction of soil in carpet while leaving the carpet free of shampoo or detergent, reducing resoiling.

Pre-spray and Extraction—Deep, restorative cleaning for very dirty carpet.

Rinse Only—Surface cleaning of carpet and elimination of detergent and soap build-up, brightening the carpet and reducing resoiling.

Target Markets:

- Education
- Hospitality
- Contractors
- Health Care



Windsor Innovations Protect



Indoor Air Quality



Water



People



Environment

CHASE COUNTY SCHOOLS

ANNUAL REPORT 2015-2016

This **Annual Report 2015** includes important and informative demographic, curriculum, and assessment data. The Chase County School District submits this report to the citizens of the District to help you understand and evaluate your school system. It is through this understanding that we as a community can take pride in accomplishments and identify areas where we need to improve. While this report has been prepared as an extensive picture of public education in Chase County, we realize that the total picture cannot be told in percentages, numbers, and graphs. The quality of any school is primarily developed in the daily interaction between teachers and students. The Board of Education, administrators, teachers and support staff invite you to visit your schools and to get involved in the public education of the Chase County Schools' students. The Annual Report 2013 was produced by the Chase County Schools Superintendent's Office. Questions or comments about this report may be directed to this office at 520 E. 9th St. or by calling 882-4304. For further information about the Chase County Schools, please visit the official website www.chasecountyschools.org.

MARKS OF EXCELLENCE

- Advanced Education – North Central Association Accredited
- One to One Laptop Initiative for Grades 5-12
- Elementary and Middle Schools provide School-wide Title 1 Services
- Response to Intervention model has been implemented to close learning gaps within first years of school
- Increasing Participation rate and success level for high school students in athletics and fine arts
- Significant facility upgrades of roofs, classrooms, and gym addition to improve and enhance the learning environment
- AimsWeb and NWEA (MAPS) testing to give teachers better data for instruction

Mission Statement

The mission of the Chase County Schools is to meet the challenge, exceed expectations, and continue our legacy of excellence!

Board of Education

Jeff Olsen – President	Karl Meeske – Member
Gregg Smith – Vice President	Dan Reeves – Member
Thomas Gaschler – Secretary	Sheila Stromberger – Member
Penny Strand – Treasurer	Willy O'Neil – Member
Steve Wallin – Member	

Administration

Joseph Lefdal – Superintendent	Becky Odens – Elementary Principal
Chad Scheel – High School Principal	Troy Hauxwell – Activities Director

DISTRICT INFORMATION
Grade by Grade Membership

	PK	KDG	1 st	2 nd	3 rd	4 th	5 th	6 th	7 th	8 th	9 th	10 th	11 th	12 th	Total
2006-2007	0	34	38	49	28	39	55	36	28	49	33	53	51	53	546
2007-2008	0	50	31	40	45	27	38	53	38	28	45	35	45	53	528
2008-2009	6	46	47	38	46	47	30	42	56	37	28	45	30	44	542
2009-2010	2	43	41	48	38	50	48	32	45	60	36	29	44	34	550
2010-2011	3	50	41	41	45	35	48	47	33	45	62	35	29	51	565
2011-2012	4	47	44	47	39	52	32	48	51	33	44	60	33	30	564
2012-2013	8	66	43	42	43	40	48	35	50	52	31	42	56	34	590
2013-2014	7	40	61	48	41	46	46	47	38	52	49	34	41	61	611
2014-2015	8	60	44	58	50	41	51	44	49	40	53	49	37	42	626
2015-2016															

RACE/ETHNICITY

Years	American Indian/Alaskan Native	Asian	Black or African American	Hispanic	Native Hawaiian or Other Pacific Islander	White	Two or More Races
2011-2012	0	1	3	121	0	433	6
2012-2013	0	0	2	141	0	444	3
2013-2014	0	0	2	153	0	452	4
2014-2015	0	0	1	160	0	465	0
2015-2016	0	0					

ENGLISH LANGUAGE LEARNERS

Years	State	District
2011-2012	6.47%	10.54%
2012-2013	5.96%	12.20%
2013-2014	6.04%	13.25%
2014-2015	6.20%	14.56%
2015-2016	%	%

FREE/REDUCED PRICED MEALS

Years	State	District
2008-2009	38.35%	33.58%
2009-2010	41.22%	31.82%
2010-2011	42.58%	32.57%
2011-2012	43.79%	27.66%
2012-2013	44.18%	27.63%
2013-2014	44.93%	32.08%
2014-2015	44.17%	32.75%
2015-2016	%	%

SPECIAL EDUCATION

Years	State	District
2010-2011	14.91%	9.73%
2011-2012	15.03%	7.62%
2012-2013	14.66%	6.27%
2013-2014	15.74%	8.28%
2014-2015	14.71%	9.22%
2015-2016	%	%

Faculty

Chase County Schools employs fifty-three certified teachers. Forty-seven percent of the teachers have Master's degrees. Chase County teachers have an average of 19 years of experience and an average salary of \$50,360. The statewide average for years of experience is 14.34 years and the average salary for the state is \$50,681.

Per Pupil Cost (ADM)

	State	District
2011-2012	\$10,710	\$12,683
2012-2013	\$11,038	\$12,938
2013-2014	\$11,365	\$12,549
2014-2015	\$11,619	\$12,761
2015-2016	\$	\$

District Levy			
	General	Building/QCUPF	Total
13-14	.764957	.031516/.020170	.816643
14-15	.558733	.038737	.597470

15-16	.483171	.022266/.027477	.532914
16-17	.485098	.014351	.499449
17-18	X	X	X

**Chase County Elementary School
520 E. 9th St., Imperial, NE 69033
308-882-4304**

Chase County Elementary Schools serves kindergarten through sixth grade students. Each grade level has two or three sections, except 1st grade with four sections and an average class size of 19 students. The elementary school is committed to early intervention, high academic achievement, and a positive scholastic experience for all students.

NESA Reading Scores

	Grade 3		Grade 4		Grade 5		Grade 6	
	State	District	State	District	State	District	State	District
2012-2013	71%	95%	75%	82%	70%	89%	74%	78%
2013-2014	77%	95%	77%	72%	76%	70%	75%	89%
2014-2015	77%	92%	79%	95%	78%	87%	77%	88%
2015-2016	84%	90%	86%	91%	85%	98%	83%	82%

NESA Math Scores

	Grade 3		Grade 4		Grade 5		Grade 6	
	State	District	State	District	State	District	State	District
2013-2014	72%	95%	72%	91%	75%	81%	68%	83%
2014-2015	75%	90%	72%	98%	75%	83%	67%	77%
2015-2016	79%	95%	78%	85%	77%	95%	73%	73%

NESA Writing Scores

	Grade 4	
	State	District
2012-2013	%	61%
2013-2014	%	65%
2014-2015	69%	83%
2015-2016	69%	77%

NESA Science Scores

	Grade 5	
	State	District
2013-2014	72%	72%
2014-2015	73%	71%
2015-2016	74%	86%

**Jr. High School
520 E. 9th St., Imperial, NE 69033
308-882-4304**

Chase County Jr. High serves seventh and eighth grade students. The subjects of math, language arts, social studies, and science are departmentalized. Students experience exploratory classes in the areas of family and consumer science, foreign language, agriculture, industrial technology, music appreciation, career orientation and study skills.

NESA Reading Scores

	Grade 7		Grade 8	
	State	District	State	District
2011-2012	69%	75%	70%	61%
2012-2013	74%	66%	71%	71%
2013-2014	77%	78%	73%	67%
2014-2015	79%	83%	78%	74%
2015-2016	85%	91%	82%	92%

NESA Math Scores

	Grade 7		Grade 8	
	State	District	State	District
2012-2013	62%	53%	61%	71%
2013-2014	68%	69%	62%	56%
2014-2015	70%	58%	66%	50%
2015-2016	71%	42%	68%	51%

NESA Writing Scores

	Grade 8	
	State	District
2012-2013	53%	53%
2013-2014	64%	N/A
2014-2015	67%	79%
2015-2016	70%	85%

NESA Science Scores

	Grade 8	
	State	District
2013-2014	68%	46%
2014-2015	70%	53%
2015-2016	68%	57%

-- In 2014 students in grades 8 and 11 experienced technology issues with the online test. Valid results are not available for all districts or for the state for NeSA-Writing at grades 8 and 11.

Chase County High School 520 E. 9th St., Imperial, NE 69033 308-882-4304

Chase County High School serves ninth through twelfth grade students. Students have unlimited opportunities to excel in both academics and extracurricular activities. Course offerings span the spectrum from college perspective to vocational studies. Students consistently score at or above the state and national averages on local, state and national assessments.

NESA Reading

	Grade 11	
	State	District
2012-2013	67%	84%
2013-2014	64%	90%
2014-2015	67%	67%
2015-2016	72%	77%

NESA Math

	Grade 11	
	State	District
2012-2013	54%	52%
2013-2014	55%	74%
2014-2015	58%	42%
2015-2016	62%	54%

NESA Writing

	Grade 11	
	State	District
2013-2014	62%	N/A
2014-2015	69%	70%

NESA Science

	Grade 11	
	State	District
2012-2013	69%	71%
2014-2015	76%	70%
2015-2016	81%	74%

ACT Composite Score

	National Avg.	State Avg.	District Avg.
10-11	21.1	22.1	22.9
11-12	21.0	22.1	22.2
12-13	20.9	21.5	22.5
13-14	21.0	21.7	21.3
14-15	21.0	21.5	20.8
15-16	21.0	21.5	17.7

District Summary Report

Aggregate by District

Term: Fall 2016-2017
 District: Chase County Schools
 Grouping: None
 Small Group Display: No

Mathematics

MAP: Math 2-5 NE 2009

NE Mathematics K-8, 12: 2009

Goal Performance

Term	Grade	Student Count	Mean RIT	Std Dev	Median	Number Sense		Geometry and Measurement		Algebraic Concepts		Data Analysis & Probability	
						Mean	Std Dev	Mean	Std Dev	Mean	Std Dev	Mean	Std Dev
Spring 2015-2016	2	36	200.7	8.3	200	198.6	10.8	203.7	9.8	200.5	10.1	200.0	10.4
Fall 2015-2016	2	36	185.9	9.5	187	184.3	10.2	186.0	11.4	184.9	11.7	188.1	10.0
Winter 2014-2015	2	53	192.4	8.9	192	190.3	9.2	192.5	10.2	195.8	10.6	190.8	11.5
Fall 2014-2015	2	59	182.4	9.5	180	181.0	10.0	182.3	10.0	181.7	12.4	185.0	10.4
Spring 2013-2014	2	45	196.9	8.1	196	194.0	9.5	199.0	11.6	197.4	8.2	197.2	9.6
Spring 2015-2016	3	58	209.0	8.4	210	206.7	9.9	211.5	10.3	210.8	11.7	206.8	9.3
Fall 2015-2016	3	57	197.0	8.2	197	196.4	10.3	196.9	10.2	197.8	9.4	196.9	9.4
Fall 2014-2015	3	49	195.6	8.5	196	191.6	9.0	196.2	8.8	197.7	12.5	197.1	11.1
Spring 2013-2014	3	41	211.2	9.8	210	209.1	9.6	212.2	13.8	214.0	12.9	209.0	9.8
Spring 2015-2016	4	47	220.0	13.2	221	218.2	13.2	221.8	15.4	217.7	12.0	222.2	16.8
Fall 2015-2016	4	50	208.7	7.9	209	207.9	9.8	209.6	9.0	210.2	9.7	207.4	8.7
Winter 2014-2015	4	37	216.6	7.4	217	216.9	8.9	218.5	10.6	219.2	8.5	211.6	9.2
Fall 2014-2015	4	41	209.3	8.2	209	207.5	8.6	210.7	12.2	211.3	9.8	207.8	9.3
Spring 2013-2014	4	45	218.1	11.6	221	217.1	12.9	217.6	12.3	216.3	11.4	221.5	15.3
Spring 2015-2016	5	44	232.1	11.7	233	236.2	12.9	232.8	14.5	228.5	11.0	230.8	13.4
Fall 2015-2016	5	43	221.5	10.2	221	222.6	10.4	221.3	13.7	222.5	9.6	219.6	12.3
Winter 2014-2015	5	45	218.2	11.4	220	219.2	12.9	216.4	14.9	221.4	12.6	216.0	12.0
Fall 2014-2015	5	48	213.4	11.8	215	212.6	11.6	214.9	14.0	213.0	12.8	212.9	14.7
Spring 2013-2014	5	42	224.4	11.6	223	226.3	11.8	223.1	13.1	222.2	12.3	225.7	14.4

MAP: Math 2-5 NE 2015

NE Academic Standards Mathematics: 2015

Goal Performance

Term	Grade	Student Count	Mean RIT	Std Dev	Median	Number		Algebra		Geometry		Data	
						Mean	Std Dev	Mean	Std Dev	Mean	Std Dev	Mean	Std Dev
Fall 2016-2017	2	59	178.4	10.5	177	175.2	10.9	181.3	12.5	176.8	10.8	179.7	13.8
Fall 2016-2017	3	35	198.1	8.4	199	199.0	9.2	195.2	12.2	197.3	9.1	200.9	10.0
Fall 2016-2017	4	60	207.1	9.3	207	206.7	9.4	206.1	11.9	207.9	9.9	207.8	11.9
Fall 2016-2017	5	47	212.2	13.5	215	214.9	13.4	209.7	15.4	214.0	14.2	210.1	15.7

Explanatory Notes

Due to statistical unreliability, summary data for groups of less than 10 are not shown.

A goal mean shown with **bold italic** represents performance that might be an area of concern. A goal mean shown with **bold underline** represents an area of relatively strong performance.

District Summary Report

Aggregate by District

Term: Fall 2016-2017
 District: Chase County Schools
 Grouping: None
 Small Group Display: No

Mathematics

MAP: Math 6+ NE 2009

NE Mathematics K-8, 12: 2009

Goal Performance

Term	Grade	Student Count	Mean RIT	Std Dev	Median	Number Sense		Geometry and Measurement		Algebraic Concepts		Data Analysis & Probability	
						Mean	Std Dev	Mean	Std Dev	Mean	Std Dev	Mean	Std Dev
Spring 2015-2016	6	48	227.1	14.2	230	229.7	17.9	225.7	15.4	225.4	14.4	227.3	15.0
Fall 2015-2016	6	48	221.6	11.9	223	222.4	12.7	221.2	13.1	223.7	13.3	219.2	12.5
Fall 2014-2015	6	43	218.7	10.0	218	219.4	11.7	217.6	10.4	218.2	11.0	219.7	12.0
Spring 2013-2014	6	47	226.9	13.8	228	227.3	13.9	228.2	15.0	226.9	14.1	225.1	15.3
Spring 2015-2016	7	41	226.8	11.2	226	226.8	12.1	227.4	12.2	226.3	12.3	226.8	12.5
Fall 2015-2016	7	41	223.4	11.8	222	225.0	13.4	222.3	11.6	221.9	12.6	224.5	13.6
Fall 2014-2015	7	46	225.7	12.1	226	226.0	13.1	227.3	15.2	225.0	11.4	224.9	13.3
Spring 2013-2014	7	38	225.1	15.6	226	227.0	17.2	224.2	15.1	224.3	15.6	224.9	17.6
Spring 2015-2016	8	48	229.7	18.5	229	229.0	20.1	230.8	17.4	231.5	18.4	227.3	22.3
Fall 2015-2016	8	48	225.9	17.6	227	226.6	18.6	227.2	18.2	226.0	17.6	223.6	19.3
Spring 2015-2016	9	38	230.6	16.4	232	229.1	16.9	230.9	17.6	230.9	16.7	231.3	18.5
Fall 2015-2016	9	38	228.5	14.8	230	229.4	15.4	226.9	14.9	229.9	16.0	228.2	16.3
Spring 2015-2016	10	46	230.7	18.8	234	229.9	20.5	231.2	18.5	233.0	19.6	228.7	21.4
Fall 2015-2016	10	50	232.3	15.2	235	232.8	16.2	233.0	15.5	233.8	17.3	229.7	16.3
Fall 2014-2015	10	48	235.9	12.7	236	234.9	12.6	237.4	13.7	237.0	13.6	234.0	14.8
Spring 2015-2016	11	40	240.3	16.5	241	239.2	17.7	240.5	16.9	242.5	16.3	239.2	19.5
Fall 2015-2016	11	46	240.3	15.7	240	241.2	16.3	240.1	15.0	242.5	16.9	237.3	18.1
Fall 2015-2016	12	1											

MAP: Math 6+ NE 2015

NE Academic Standards Mathematics: 2015

Goal Performance

Term	Grade	Student Count	Mean RIT	Std Dev	Median	Number		Algebra		Geometry		Data	
						Mean	Std Dev	Mean	Std Dev	Mean	Std Dev	Mean	Std Dev
Fall 2016-2017	6	35	223.7	11.0	227	225.1	12.4	223.4	11.1	223.2	12.5	222.9	12.7
Fall 2016-2017	7	44	225.3	17.4	231	227.6	17.0	223.4	18.0	223.8	19.1	226.8	19.3
Fall 2016-2017	8	44	227.7	13.1	226	231.5	14.2	224.2	14.9	226.8	13.8	228.6	14.7
Fall 2016-2017	9	47	228.9	16.7	230	229.7	17.0	229.6	17.7	230.8	18.9	225.8	17.0
Fall 2016-2017	10	35	232.5	15.1	232	231.1	16.0	233.5	14.8	233.8	16.9	231.6	17.3
Fall 2016-2017	11	45	233.2	16.5	232	234.2	19.7	233.6	19.1	233.9	14.4	230.9	17.4

Explanatory Notes

Due to statistical unreliability, summary data for groups of less than 10 are not shown.

A goal mean shown with **bold italic** represents performance that might be an area of concern. A goal mean shown with **bold underline** represents an area of relatively strong performance.

Mathematics

MAP: Spanish Math 2-5 Common Core 2010 V2

Common Core Mathematics K-12: 2010

Goal Performance

Term	Grade	Student Count	Mean RIT	Std Dev	Median	Operations and Algebraic Thinking		Number and Operations		Measurement and Data		Geometry	
						Mean	Std Dev	Mean	Std Dev	Mean	Std Dev	Mean	Std Dev
Fall 2016-2017	5	1											

MAP: Spanish Math 6+ Common Core 2010 V2

Common Core Mathematics K-12: 2010

Goal Performance

Term	Grade	Student Count	Mean RIT	Std Dev	Median	Operations and Algebraic Thinking		The Real and Complex Number Systems		Geometry		Statistics and Probability	
						Mean	Std Dev	Mean	Std Dev	Mean	Std Dev	Mean	Std Dev
Fall 2016-2017	8	1											
Fall 2016-2017	9	1											
Fall 2016-2017	10	1											

Explanatory Notes

Due to statistical unreliability, summary data for groups of less than 10 are not shown.

A goal mean shown with ***bold italic*** represents performance that might be an area of concern. A goal mean shown with **bold underline** represents an area of relatively strong performance.

District Summary Report

Aggregate by District

Term: Fall 2016-2017
 District: Chase County Schools
 Grouping: None
 Small Group Display: No

Reading

MAP: Reading 2-5 NE 2009

NE Language Arts K-8, 12: 2009

Goal Performance

Term	Grade	Student Count	Mean RIT	Std Dev	Median	Strategies to Read Words, Increase Vocabulary		Use Main Idea, Supporting Details		Infer, Draw Conclusions, Predict		Identify Characteristics, Features of Text		Identify Bias, Purpose, Text Elements, Devices	
						Mean	Std Dev	Mean	Std Dev	Mean	Std Dev	Mean	Std Dev	Mean	Std Dev
Winter 2014-2015	2	57	190.9	12.2	193	189.2	12.7	191.1	15.5	192.6	14.1	190.8	14.2	190.7	13.3
Fall 2014-2015	2	58	180.4	13.5	181	177.9	14.3	180.6	13.7	182.3	14.9	179.4	15.3	181.4	16.6
Spring 2013-2014	2	45	196.1	10.4	196	196.5	11.3	196.5	10.5	197.6	12.8	192.9	14.2	197.0	13.2
Fall 2014-2015	3	48	191.2	11.8	193	191.3	13.4	192.6	14.5	191.0	13.3	189.9	12.9	191.3	14.4
Spring 2013-2014	3	41	205.3	12.0	204	204.1	11.3	204.1	14.8	205.9	13.8	207.0	14.6	206.1	15.2
Winter 2014-2015	4	1													
Fall 2014-2015	4	40	204.8	9.8	206	202.6	13.4	205.6	11.9	206.6	13.3	203.7	11.5	206.3	10.8
Spring 2013-2014	4	45	210.6	11.7	213	207.9	12.8	210.1	13.4	211.9	12.9	210.1	14.0	212.6	14.8
Winter 2014-2015	5	39	212.5	11.0	215	213.2	11.6	211.8	12.8	213.5	12.1	212.7	12.2	212.2	15.6
Fall 2014-2015	5	46	206.7	11.5	207	208.1	12.4	205.6	13.6	207.7	12.8	205.8	13.4	206.6	13.0
Spring 2013-2014	5	42	215.7	10.9	216	213.7	12.9	215.1	12.6	215.1	15.0	214.1	13.5	221.3	13.2

MAP: Reading 2-5 NE 2014

NE English Language Arts K-12: 2014

Goal Performance

Term	Grade	Student Count	Mean RIT	Std Dev	Median	Build and Use Vocabulary		Use Main Idea, Supporting Details		Infer, Draw Conclusions, Predict		Identify Characteristics, Features of Text		Identify Bias, Purpose, Text Elements, Devices	
						Mean	Std Dev	Mean	Std Dev	Mean	Std Dev	Mean	Std Dev	Mean	Std Dev
Fall 2016-2017	2	60	176.4	14.8	177	178.0	16.0	175.7	16.9	177.2	16.9	173.1	16.4	178.1	16.1
Spring 2015-2016	2	36	200.1	12.2	204	195.3	12.9	200.1	13.8	200.9	16.0	202.2	14.3	201.5	14.2
Fall 2015-2016	2	36	187.3	11.9	187	186.4	11.2	187.4	12.7	189.4	13.5	186.7	15.1	186.8	16.1
Fall 2016-2017	3	35	200.5	11.6	203	199.8	12.6	200.3	12.4	200.9	15.3	201.2	12.9	200.5	14.1
Spring 2015-2016	3	58	203.2	12.4	205	201.4	14.3	204.4	14.2	204.6	14.2	202.5	13.2	203.2	15.0
Fall 2015-2016	3	57	195.0	12.9	194	196.2	13.3	193.5	14.3	194.0	15.2	194.8	18.4	196.4	14.6
Fall 2016-2017	4	60	198.9	13.6	200	199.2	14.4	197.3	15.1	198.1	15.0	201.2	15.6	198.6	17.3
Spring 2015-2016	4	47	208.7	11.6	208	207.0	12.4	207.1	14.0	209.0	14.2	209.9	12.3	211.3	16.2
Fall 2015-2016	4	50	204.0	10.8	204	203.9	11.9	204.7	12.5	203.1	13.6	204.8	14.2	203.1	11.2
Fall 2016-2017	5	47	204.7	13.3	207	206.5	12.6	202.2	17.8	207.1	13.8	203.3	16.1	204.3	15.6
Spring 2015-2016	5	44	218.0	10.7	219	218.9	11.2	216.5	13.7	216.4	13.5	219.4	11.5	219.2	14.8
Fall 2015-2016	5	43	213.9	12.3	216	213.9	13.8	212.5	13.6	214.4	14.6	214.4	14.3	214.4	12.5

Explanatory Notes

Due to statistical unreliability, summary data for groups of less than 10 are not shown.

A goal mean shown with **bold italic** represents performance that might be an area of concern. A goal mean shown with **bold underline** represents an area of relatively strong performance.

Reading

MAP: Reading 6+ NE 2009
 NE Language Arts K-8, 12: 2009

Term	Grade	Student Count	Mean RIT	Std Dev	Median	Goal Performance									
						Strategies to Read Words, Increase Vocabulary		Use Main Idea, Supporting Details		Infer, Draw Conclusions, Predict		Identify Characteristics, Features of Text		Identify Bias, Purpose, Text Elements, Devices	
						Mean	Std Dev	Mean	Std Dev	Mean	Std Dev	Mean	Std Dev	Mean	Std Dev
Winter 2014-2015	6	22	212.3	7.3	214	211.2	11.0	214.9	8.6	212.2	10.9	209.9	11.7	214.5	7.3
Fall 2014-2015	6	43	213.4	11.5	212	213.6	12.1	211.5	13.5	213.6	12.8	212.8	14.0	<u>216.6</u>	15.6
Spring 2013-2014	6	47	219.9	11.7	221	218.6	15.1	219.8	14.2	218.8	14.6	219.3	11.7	223.1	14.0
Fall 2014-2015	7	48	218.3	12.7	219	218.9	15.0	216.8	12.9	217.5	14.7	217.9	13.8	220.3	14.3
Spring 2013-2014	7	35	217.0	11.9	217	217.3	13.6	215.7	12.3	217.4	14.2	216.0	14.6	218.6	14.9
Fall 2014-2015	10	48	225.1	11.9	225	225.4	14.4	224.3	13.2	224.1	13.1	225.9	13.3	226.1	13.8

Explanatory Notes

Due to statistical unreliability, summary data for groups of less than 10 are not shown.
 A goal mean shown with ***bold italic*** represents performance that might be an area of concern. A goal mean shown with **bold underline** represents an area of relatively strong performance.

Reading

MAP: Reading 6+ NE 2014

NE English Language Arts K-12: 2014

Goal Performance

Term	Grade	Student Count	Mean RIT	Std Dev	Median	Build and Use Vocabulary		Use Main Idea, Supporting Details		Infer, Draw Conclusions, Predict		Identify Characteristics, Features of Text		Identify Bias, Purpose, Text Elements, Devices	
						Mean	Std Dev	Mean	Std Dev	Mean	Std Dev	Mean	Std Dev	Mean	Std Dev
Fall 2016-2017	6	45	214.6	12.5	214	215.3	14.3	213.4	13.8	212.8	13.5	217.6	14.9	213.5	17.2
Spring 2015-2016	6	48	218.5	12.9	223	218.8	15.3	216.8	14.9	216.9	15.5	217.3	12.8	222.6	15.4
Fall 2015-2016	6	47	215.3	11.1	216	214.5	12.1	215.6	12.5	215.1	13.4	213.6	14.5	217.6	13.9
Fall 2016-2017	7	43	210.7	15.2	213	213.0	15.1	207.0	18.7	209.2	16.0	213.7	18.1	211.0	16.9
Spring 2015-2016	7	41	217.4	15.4	221	218.2	15.4	215.6	16.6	215.8	18.5	219.2	18.6	217.9	16.6
Fall 2015-2016	7	41	219.2	12.4	220	218.7	13.3	218.7	15.6	217.2	14.1	217.2	14.4	223.3	14.6
Fall 2016-2017	8	45	210.8	21.1	215	214.7	19.8	209.0	22.9	206.6	26.1	212.1	23.0	212.1	20.7
Spring 2015-2016	8	48	220.0	16.7	221	219.1	17.6	219.4	18.5	217.6	20.7	223.3	15.7	221.0	19.2
Fall 2015-2016	8	48	220.5	13.7	222	223.6	17.4	219.7	13.9	219.9	15.7	219.1	14.3	220.5	16.7
Fall 2016-2017	9	48	215.7	19.3	219	216.4	21.3	212.0	19.6	216.1	19.3	215.8	21.4	217.9	22.0
Spring 2015-2016	9	37	220.3	14.0	217	221.8	17.1	217.1	16.6	221.6	16.6	219.7	16.7	222.1	14.8
Fall 2015-2016	9	38	221.1	15.2	222	223.2	14.1	219.4	15.8	219.4	20.5	221.5	15.6	222.5	17.2
Fall 2016-2017	10	38	213.3	17.7	217	218.2	19.8	211.4	17.6	209.5	18.4	214.3	19.2	213.1	20.8
Spring 2015-2016	10	46	220.2	18.3	223	225.3	16.0	220.0	21.4	218.2	21.4	218.7	19.1	218.9	21.9
Fall 2015-2016	10	50	221.8	16.7	225	222.9	17.2	221.1	17.6	221.2	17.8	220.8	17.7	222.3	20.0
Fall 2016-2017	11	47	219.9	14.9	220	220.5	14.3	218.6	16.3	219.0	15.3	219.5	18.5	220.9	17.2
Spring 2015-2016	11	41	226.3	12.9	227	228.5	15.7	223.8	13.5	224.9	16.1	226.2	13.4	227.9	15.6
Fall 2015-2016	11	46	226.8	13.3	228	229.0	15.0	224.0	16.4	225.4	14.8	227.1	16.7	229.0	13.6
Fall 2015-2016	12	1													

Survey: Reading 6+ NE 2014

NE English Language Arts K-12: 2014

Term	Grade	Student Count	Mean RIT	Std Dev	Median
Fall 2015-2016	6	1			

Explanatory Notes

Due to statistical unreliability, summary data for groups of less than 10 are not shown.

A goal mean shown with **bold italic** represents performance that might be an area of concern. A goal mean shown with **bold underline** represents an area of relatively strong performance.

Language Usage

MAP: Language 2-12 NE 2009
NE Language Arts K-8, 12: 2009

Goal Performance

Term	Grade	Student Count	Mean RIT	Std Dev	Median	Use Conventions Appropriate for Grade Level		Apply the Writing Process		Compose Sentences; Develop Coherent Paragraphs		Write Genres Considering Purpose, Organization	
						Mean	Std Dev	Mean	Std Dev	Mean	Std Dev	Mean	Std Dev
Winter 2014-2015	2	1											
Fall 2014-2015	2	58	181.4	12.8	181	182.4	14.5	181.4	13.0	182.7	14.1	179.4	13.2
Spring 2013-2014	2	45	197.4	9.9	198	199.0	13.0	198.0	9.6	195.6	11.5	196.8	11.0
Fall 2014-2015	3	48	193.1	11.8	195	195.3	11.6	191.2	13.8	193.1	13.8	193.1	12.5
Spring 2013-2014	3	41	204.1	12.1	205	205.6	15.2	202.5	12.7	204.5	11.2	204.0	13.6
Winter 2014-2015	4	36	212.4	7.4	213	214.1	10.8	213.1	7.3	211.1	9.1	211.0	10.9
Fall 2014-2015	4	40	204.4	8.1	205	205.3	8.6	203.7	10.3	205.1	9.9	203.6	9.4
Spring 2013-2014	4	45	207.3	11.6	210	210.0	12.6	207.0	12.8	205.9	12.5	206.3	12.8
Winter 2014-2015	5	41	214.8	8.8	214	215.7	10.9	213.8	10.9	214.1	9.9	215.2	10.1
Fall 2014-2015	5	47	208.0	10.9	209	208.4	12.1	207.9	12.0	207.8	13.2	207.8	11.3
Spring 2013-2014	5	41	214.5	10.4	214	216.0	11.1	211.5	12.3	215.2	11.1	215.2	12.0
Fall 2014-2015	6	43	214.5	9.1	213	215.3	10.9	213.1	9.6	215.2	10.8	214.6	11.1
Spring 2013-2014	6	47	218.6	11.7	221	219.6	11.6	218.6	12.5	216.4	12.5	219.6	14.2
Fall 2014-2015	7	46	218.3	10.7	219	217.6	11.4	218.9	12.6	217.8	10.3	219.1	12.9
Spring 2013-2014	7	38	215.2	14.9	216	214.9	15.8	214.2	14.5	216.4	16.7	215.4	16.6
Fall 2014-2015	10	46	222.6	11.9	223	223.8	12.0	222.1	14.7	222.2	13.5	222.0	12.6

Explanatory Notes

Due to statistical unreliability, summary data for groups of less than 10 are not shown.

A goal mean shown with ***bold italic*** represents performance that might be an area of concern. A goal mean shown with **bold underline** represents an area of relatively strong performance.

Language Usage

MAP: Language 2-12 NE 2014

NE English Language Arts K-12: 2014

Goal Performance

Term	Grade	Student Count	Mean RIT	Std Dev	Median	Use Conventions Appropriate for Grade Level		Apply the Writing Process		Compose Sentences; Develop Coherent Paragraphs		Write in Multiple Modes Across Disciplines	
						Mean	Std Dev	Mean	Std Dev	Mean	Std Dev	Mean	Std Dev
Fall 2016-2017	2	60	178.0	13.3	179	178.4	15.9	177.7	14.3	179.2	14.0	176.9	14.9
Spring 2015-2016	2	36	199.6	9.6	201	200.6	9.4	197.9	10.0	200.5	12.5	198.6	12.9
Fall 2015-2016	2	36	187.4	12.3	187	189.2	12.2	184.7	13.7	188.8	13.7	186.9	14.0
Fall 2016-2017	3	35	199.9	9.7	200	200.2	9.7	198.4	11.8	201.0	10.2	199.9	12.0
Spring 2015-2016	3	58	202.8	9.7	204	203.7	12.4	201.4	11.8	202.6	9.6	203.1	10.7
Fall 2015-2016	3	57	195.0	10.4	196	196.9	11.2	193.6	12.4	196.5	13.4	192.7	10.8
Fall 2016-2017	4	60	202.4	8.9	202	204.6	10.4	201.7	10.7	202.3	10.5	201.1	11.2
Spring 2015-2016	4	47	208.6	10.2	210	210.1	11.3	209.6	11.0	207.7	11.3	207.2	13.5
Fall 2015-2016	4	50	202.6	9.6	203	202.5	9.2	202.2	10.7	203.9	11.8	201.7	12.2
Fall 2016-2017	5	49	204.1	13.8	207	205.4	13.5	204.1	14.2	202.8	15.5	203.8	15.8
Spring 2015-2016	5	44	218.8	8.2	217	219.4	10.2	217.5	10.1	218.2	9.9	219.9	10.2
Fall 2015-2016	5	44	212.8	12.5	213	214.5	13.4	213.0	12.8	213.8	12.8	210.5	15.0
Fall 2016-2017	6	44	215.6	9.7	215	218.1	9.9	215.2	10.7	214.7	10.0	214.8	12.6
Spring 2015-2016	6	47	217.9	11.0	220	219.7	12.4	217.3	11.1	216.5	12.7	218.0	12.3
Fall 2015-2016	6	48	214.7	11.3	218	215.4	13.0	213.6	12.0	214.6	11.9	215.1	12.8
Fall 2016-2017	7	43	214.1	13.5	218	216.6	14.3	215.3	14.4	212.7	12.9	211.9	15.8
Spring 2015-2016	7	41	218.8	11.3	220	221.0	10.0	217.8	12.6	216.7	13.2	219.4	13.8
Fall 2015-2016	7	41	218.1	11.1	218	219.4	12.5	217.5	10.9	216.4	12.3	219.0	13.3
Fall 2016-2017	8	45	214.7	17.9	217	216.6	17.6	213.1	19.6	214.5	18.4	214.3	18.9
Spring 2015-2016	8	46	220.6	11.7	224	223.3	11.9	219.1	13.9	220.5	11.7	219.3	13.8
Fall 2015-2016	8	47	218.7	14.0	220	219.2	13.5	220.1	14.6	217.3	14.2	218.2	17.0
Fall 2016-2017	9	46	219.8	13.2	222	219.6	12.9	219.4	14.8	218.8	14.2	221.0	14.9
Spring 2015-2016	9	37	219.0	13.0	223	220.1	13.4	220.5	13.5	215.6	15.3	219.8	13.5
Fall 2015-2016	9	38	219.5	12.1	221	220.4	12.4	218.9	13.3	217.9	13.4	220.3	13.8
Fall 2016-2017	10	38	220.1	14.4	218	220.4	14.2	221.4	16.1	219.6	15.6	219.2	17.4
Spring 2015-2016	10	43	222.2	14.1	226	224.1	14.3	222.6	16.6	221.2	13.6	221.2	16.8
Fall 2015-2016	10	50	220.8	11.9	225	220.8	12.6	219.8	13.2	220.8	12.4	221.9	14.5
Fall 2016-2017	11	44	219.6	13.4	222	222.4	13.9	218.8	14.4	218.1	14.1	219.7	15.9
Spring 2015-2016	11	41	228.4	11.1	227	228.3	11.1	229.7	13.6	227.4	15.0	227.8	10.9

Explanatory Notes

Due to statistical unreliability, summary data for groups of less than 10 are not shown.

A goal mean shown with ***bold italic*** represents performance that might be an area of concern. A goal mean shown with **bold underline** represents an area of relatively strong performance.

Language Usage

MAP: Language 2-12 NE 2014

NE English Language Arts K-12: 2014

Goal Performance

Term	Grade	Student Count	Mean RIT	Std Dev	Median	Use Conventions Appropriate for Grade Level		Apply the Writing Process		Compose Sentences; Develop Coherent Paragraphs		Write in Multiple Modes Across Disciplines	
						Mean	Std Dev	Mean	Std Dev	Mean	Std Dev	Mean	Std Dev
Fall 2015-2016	11	46	224.3	10.4	224	224.2	11.2	223.1	11.4	222.9	11.1	226.4	12.1
Fall 2015-2016	12	1											

Survey: Language 2-12 NE 2014

NE English Language Arts K-12: 2014

Term	Grade	Student Count	Mean RIT	Std Dev	Median
Fall 2016-2017	6	1			

Explanatory Notes

Due to statistical unreliability, summary data for groups of less than 10 are not shown.

A goal mean shown with ***bold italic*** represents performance that might be an area of concern. A goal mean shown with **bold underline** represents an area of relatively strong performance.

District Summary Report

Aggregate by District

Term: Fall 2016-2017
 District: Chase County Schools
 Grouping: None
 Small Group Display: No

Science - General Science

MAP: General Science NE 2010 V2

NE Science K-12: 2010

Goal Performance

Term	Grade	Student Count	Mean RIT	Std Dev	Median	Physical Science		Life Science		Earth and Space Sciences	
						Mean	Std Dev	Mean	Std Dev	Mean	Std Dev
Fall 2016-2017	3	35	197.2	8.8	196	195.4	10.5	197.5	9.5	199.0	9.6
Spring 2015-2016	3	56	200.2	7.1	201	199.2	8.4	200.2	8.8	201.1	8.3
Fall 2015-2016	3	57	194.0	8.4	195	192.9	8.2	194.3	10.3	194.7	10.5
Fall 2014-2015	3	48	192.3	8.2	194	191.2	9.1	191.9	8.3	194.2	10.9
Spring 2013-2014	3	41	199.3	8.7	200	199.9	10.7	199.8	8.8	198.1	9.2
Fall 2016-2017	4	60	198.3	7.4	199	196.9	8.1	200.3	8.7	197.6	9.2
Spring 2015-2016	4	47	205.1	9.2	206	204.4	9.3	205.0	11.6	206.0	10.8
Fall 2015-2016	4	50	199.3	8.5	199	199.6	10.6	196.8	9.3	201.6	10.6
Fall 2014-2015	4	40	201.4	5.9	202	202.6	6.6	200.1	7.3	201.7	7.4
Spring 2013-2014	4	44	204.6	9.8	207	204.2	9.4	204.1	11.3	205.7	11.5
Fall 2016-2017	5	48	203.4	10.0	203	203.2	10.8	203.1	11.2	203.9	11.4
Spring 2015-2016	5	44	213.0	7.4	214	212.7	8.9	212.6	8.2	213.9	8.9
Fall 2015-2016	5	43	207.0	8.7	207	207.5	8.9	207.3	10.1	206.2	9.9
Fall 2014-2015	5	47	206.0	7.3	208	207.3	8.9	204.2	8.4	206.6	9.2
Spring 2013-2014	5	42	208.7	10.4	211	209.5	11.0	208.4	11.0	208.4	12.0
Fall 2016-2017	6	47	210.1	8.0	210	210.6	9.0	210.0	9.8	210.1	9.9
Spring 2015-2016	6	48	211.8	10.2	215	211.6	9.9	209.9	11.2	213.9	12.0
Fall 2015-2016	6	48	208.4	9.6	210	207.3	9.1	208.4	11.0	209.4	11.3
Fall 2014-2015	6	43	208.4	8.8	208	207.9	9.4	207.7	10.8	209.8	10.9
Spring 2013-2014	6	47	213.0	10.0	213	211.0	9.8	213.2	11.9	214.7	11.9
Fall 2016-2017	7	47	211.1	11.4	214	210.3	11.1	209.6	13.7	213.3	13.1
Spring 2015-2016	7	41	212.9	9.7	215	212.5	10.8	212.6	11.2	213.5	10.7
Fall 2015-2016	7	41	210.7	10.3	212	210.7	9.1	209.7	11.4	211.9	13.4
Fall 2014-2015	7	47	213.0	8.6	213	212.6	9.3	212.5	9.7	214.1	9.9
Spring 2013-2014	7	38	211.7	11.5	213	211.0	11.5	212.8	13.1	211.3	12.7
Fall 2016-2017	8	45	210.6	12.2	214	209.8	11.0	211.6	13.9	210.5	14.4
Spring 2015-2016	8	47	215.6	11.8	217	214.3	11.0	215.0	12.6	217.5	14.8
Fall 2015-2016	8	47	213.1	10.0	214	212.8	11.1	213.0	11.8	213.6	10.1
Fall 2016-2017	9	44	215.8	10.2	216	215.7	12.2	214.9	10.5	216.5	11.8
Spring 2015-2016	9	37	218.6	12.4	218	221.8	15.0	216.8	12.8	216.9	12.3

Explanatory Notes

Due to statistical unreliability, summary data for groups of less than 10 are not shown.

A goal mean shown with ***bold italic*** represents performance that might be an area of concern. A goal mean shown with **bold underline** represents an area of relatively strong performance.

District Summary Report

Aggregate by District

Term: Fall 2016-2017
 District: Chase County Schools
 Grouping: None
 Small Group Display: No

Science - General Science

MAP: General Science NE 2010 V2

NE Science K-12: 2010

Goal Performance

Term	Grade	Student Count	Mean RIT	Std Dev	Median	Physical Science		Life Science		Earth and Space Sciences	
						Mean	Std Dev	Mean	Std Dev	Mean	Std Dev
Fall 2015-2016	9	38	214.2	11.8	216	212.4	12.3	215.1	14.7	215.1	12.1
Fall 2016-2017	10	38	215.7	14.2	216	217.1	16.0	215.8	14.8	214.4	14.0
Spring 2015-2016	10	44	216.3	14.1	219	216.4	14.2	216.1	15.6	216.3	14.0
Fall 2015-2016	10	50	214.4	12.2	216	214.7	13.5	214.2	13.5	214.1	12.6
Fall 2014-2015	10	47	218.4	11.1	219	220.6	12.4	217.6	12.6	217.0	11.1
Fall 2016-2017	11	44	216.1	14.5	219	218.6	15.5	214.3	16.4	215.4	14.2
Spring 2015-2016	11	41	225.2	11.0	223	226.9	13.7	223.7	12.3	224.8	10.5
Fall 2015-2016	11	46	222.1	9.7	223	224.8	12.0	221.3	10.9	219.9	9.7
Fall 2015-2016	12	1									

Explanatory Notes

Due to statistical unreliability, summary data for groups of less than 10 are not shown.

A goal mean shown with ***bold italic*** represents performance that might be an area of concern. A goal mean shown with **bold underline** represents an area of relatively strong performance.



NEBRASKA DEPARTMENT OF EDUCATION
NEBRASKA STATE ACCOUNTABILITY (NeSA)
DISTRICT REPORT OF SCHOOL PERFORMANCE
SPRING 2016
GRADE 04

DISTRICT: CHASE COUNTY SCHOOLS (15-0010-000)

Performance Level Ranges		Writing												
		Average Scale Score ¹	Total # of Students	Average Domain Score ²								% Below the Standards	% Meets the Standards	% Exceeds the Standards
Ideas/Content				Organization		Word Choice / Voice		Sentence Fluency/Conventions						
Exceeds Standards	57 - 70			Average	Number Possible	Average	Number Possible	Average	Number Possible	Average	Number Possible			
Meets Standards	40 - 56													
Below Standards	39 and below													
State Summary		43	23,100	5.39	8	5.35	8	5.37	8	5.35	8	30%	55%	14%
District Summary		44	51	5.49	8	5.43	8	5.43	8	5.39	8	24%	59%	18%
CHASE COUNTY ELEMENTARY SCHOOL (15-0010-002)		44	51	5.49	8	5.43	8	5.43	8	5.39	8	24%	59%	18%

77%

1 - Includes: Zero scores for INV = Invalid, PAR = Parent Refusal, SAE = Student Absent for the Entire Testing Window, EXP = Exception, and NT = Not Tested.
 2 - Each domain score is the sum of the two readers for the domain. For a scoreable paper, scores can range from 2 to 8. Please refer to the rubric.

*Data has been masked to protect the identity of students using one of the following criteria:

- Fewer than 10 students were reported in a group.
- Fewer than 5 students were reported in a single performance category.
- All students were reported in a single performance category.



NEBRASKA DEPARTMENT OF EDUCATION
NEBRASKA STATE ACCOUNTABILITY (NeSA)
DISTRICT REPORT OF SCHOOL PERFORMANCE
SPRING 2016
GRADE 08

DISTRICT: CHASE COUNTY SCHOOLS (15-0010-000)

Performance Level Ranges		Writing												
		Average Scale Score ¹	Total # of Students	Average Domain Score ²								% Below the Standards	% Meets the Standards	% Exceeds the Standards
				Ideas/Content		Organization		Word Choice / Voice		Sentence Fluency/Conventions				
Exceeds Standards	55 - 70			Average	Number Possible	Average	Number Possible	Average	Number Possible	Average	Number Possible			
Meets Standards	40 - 54													
Below Standards	39 and below													
State Summary		46	22,288	5.85	8	5.77	8	5.84	8	5.74	8	30%	44%	26%
District Summary		53	46	6.43	8	6.43	8	6.39	8	6.41	8	15%	35%	50%
CHASE COUNTY HIGH SCHOOL (15-0010-001)		53	46	6.43	8	6.43	8	6.39	8	6.41	8	15%	35%	50%

1 - Includes: Zero scores for INV = Invalid, PAR = Parent Refusal, SAE = Student Absent for the Entire Testing Window, EXP = Exception, and NT = Not Tested.
 2 - Each domain score is the sum of the two readers for the domain. For a scoreable paper, scores can range from 2 to 8. Please refer to the rubric.

*Data has been masked to protect the identity of students using one of the following criteria:

- Fewer than 10 students were reported in a group.
- Fewer than 5 students were reported in a single performance category.
- All students were reported in a single performance category.



NEBRASKA DEPARTMENT OF EDUCATION
NEBRASKA STATE ACCOUNTABILITY (NeSA)
DISTRICT REPORT OF SCHOOL PERFORMANCE
SPRING 2016
GRADE 11

DISTRICT: CHASE COUNTY SCHOOLS (15-0010-000)

Performance Level Ranges		Writing													
		Average Scale Score ¹	Total # of Students	Average Domain Score ²								% Below the Standards	% Meets the Standards	% Exceeds the Standards	
				Ideas/Content		Organization		Word Choice / Voice		Sentence Fluency/Conventions					
Exceeds Standards	53 - 70			Average	Number Possible	Average	Number Possible	Average	Number Possible	Average	Number Possible				
Meets Standards	40 - 52														
Below Standards	39 and below														
State Summary		45	21,682	5.92	8	5.97	8	5.97	8	5.88	8	29%	43%	28%	
District Summary		45	42	5.93	8	5.81	8	6.00	8	5.81	8	26%	57%	17%	
CHASE COUNTY HIGH SCHOOL (15-0010-001)		45	42	5.93	8	5.81	8	6.00	8	5.81	8	26%	57%	17%	

1 - Includes: Zero scores for INV = Invalid, PAR = Parent Refusal, SAE = Student Absent for the Entire Testing Window, EXP = Exception, and NT = Not Tested.
 2 - Each domain score is the sum of the two readers for the domain. For a scoreable paper, scores can range from 2 to 8. Please refer to the rubric.

*Data has been masked to protect the identity of students using one of the following criteria:

- Fewer than 10 students were reported in a group.
- Fewer than 5 students were reported in a single performance category.
- All students were reported in a single performance category.



NEBRASKA DEPARTMENT OF EDUCATION
NEBRASKA STATE ACCOUNTABILITY (NeSA)
DISTRICT REPORT OF SCHOOL PERFORMANCE
SPRING 2016
GRADE 03

DISTRICT: CHASE COUNTY SCHOOLS (15-0010-000)

Page 1 of 7

Performance Level Ranges		Reading								
		Average Scale Score ¹	Total # of Students	Average Domain Score				% Below the Standards	% Meets the Standards	% Exceeds the Standards
Vocabulary				Comprehension						
Average	Number Possible			Average	Number Possible					
Exceeds Standards	135 - 200									
Meets Standards	85 - 134									
Below Standards	84 and below									
State Summary		120	22,174	9.01	13	20.08	32	16%	51%	33%
District Summary		120	57	9.30	13	19.81	32	11%	60%	30%
CHASE COUNTY ELEMENTARY SCHOOL (15-0010-002)		120	57	9.30	13	19.81	32	11%	60%	30%

¹ - Includes: Zero scores for INV = Invalid, PAR = Parent Refusal, SAE = Student Absent for the Entire Testing Window, EXP = Exception, and NT = Not Tested.

*Data has been masked to protect the identity of students using one of the following criteria:

- Fewer than 10 students were reported in a group.
- Fewer than 5 students were reported in a single performance category.
- All students were reported in a single performance category.



NEBRASKA DEPARTMENT OF EDUCATION
NEBRASKA STATE ACCOUNTABILITY (NeSA)
DISTRICT REPORT OF SCHOOL PERFORMANCE
SPRING 2016
GRADE 04

DISTRICT: **CHASE COUNTY SCHOOLS (15-0010-000)**

Page 2 of 7

Performance Level Ranges		Reading								
		Average Scale Score ¹	Total # of Students	Average Domain Score				% Below the Standards	% Meets the Standards	% Exceeds the Standards
Vocabulary				Comprehension						
Average	Number Possible			Average	Number Possible					
Exceeds Standards	135 - 200									
Meets Standards	85 - 134									
Below Standards	84 and below									
State Summary		123	23,326	9.03	13	20.22	32	15%	46%	40%
District Summary		119	48	8.77	13	19.77	32	*	58%	33%
CHASE COUNTY ELEMENTARY SCHOOL (15-0010-002)		119	48	8.77	13	19.77	32	*	58%	33%

¹ - Includes: Zero scores for INV = Invalid, PAR = Parent Refusal, SAE = Student Absent for the Entire Testing Window, EXP = Exception, and NT = Not Tested.

*Data has been masked to protect the identity of students using one of the following criteria:

- Fewer than 10 students were reported in a group.
- Fewer than 5 students were reported in a single performance category.
- All students were reported in a single performance category.



**NEBRASKA DEPARTMENT OF EDUCATION
NEBRASKA STATE ACCOUNTABILITY (NeSA)
DISTRICT REPORT OF SCHOOL PERFORMANCE
SPRING 2016
GRADE 05**

DISTRICT: **CHASE COUNTY SCHOOLS (15-0010-000)**

Page 3 of 7

Performance Level Ranges		Reading								
		Average Scale Score ¹	Total # of Students	Average Domain Score				% Below the Standards	% Meets the Standards	% Exceeds the Standards
Vocabulary				Comprehension						
Average	Number Possible			Average	Number Possible					
Exceeds Standards	135 - 200									
Meets Standards	85 - 134									
Below Standards	84 and below									
State Summary		129	23,027	7.83	12	24.37	36	15%	39%	46%
District Summary		138	44	8.27	12	26.20	36	*	50%	48%
CHASE COUNTY ELEMENTARY SCHOOL (15-0010-002)		138	44	8.27	12	26.20	36	*	50%	48%

¹ - Includes: Zero scores for INV = Invalid, PAR = Parent Refusal, SAE = Student Absent for the Entire Testing Window, EXP = Exception, and NT = Not Tested.

*Data has been masked to protect the identity of students using one of the following criteria:

- Fewer than 10 students were reported in a group.
- Fewer than 5 students were reported in a single performance category.
- All students were reported in a single performance category.



NEBRASKA DEPARTMENT OF EDUCATION
NEBRASKA STATE ACCOUNTABILITY (NeSA)
DISTRICT REPORT OF SCHOOL PERFORMANCE
SPRING 2016
GRADE 06

DISTRICT: CHASE COUNTY SCHOOLS (15-0010-000)

Page 4 of 7

Performance Level Ranges		Reading								
		Average Scale Score ¹	Total # of Students	Average Domain Score				% Below the Standards	% Meets the Standards	% Exceeds the Standards
Vocabulary				Comprehension						
Average	Number Possible			Average	Number Possible					
Exceeds Standards	135 - 200									
Meets Standards	85 - 134									
Below Standards	84 and below									
State Summary		125	23,268	8.13	12	23.92	36	18%	42%	41%
District Summary		124	48	7.81	12	23.83	36	19%	44%	38%
CHASE COUNTY ELEMENTARY SCHOOL (15-0010-002)		124	48	7.81	12	23.83	36	19%	44%	38%

1 - Includes: Zero scores for INV = Invalid, PAR = Parent Refusal, SAE = Student Absent for the Entire Testing Window, EXP = Exception, and NT = Not Tested.

*Data has been masked to protect the identity of students using one of the following criteria:

- Fewer than 10 students were reported in a group.
- Fewer than 5 students were reported in a single performance category.
- All students were reported in a single performance category.



NEBRASKA DEPARTMENT OF EDUCATION
NEBRASKA STATE ACCOUNTABILITY (NeSA)
DISTRICT REPORT OF SCHOOL PERFORMANCE
SPRING 2016
GRADE 07

DISTRICT: CHASE COUNTY SCHOOLS (15-0010-000)

Page 5 of 7

Performance Level Ranges		Reading								
		Average Scale Score ¹	Total # of Students	Average Domain Score				% Below the Standards	% Meets the Standards	% Exceeds the Standards
Vocabulary				Comprehension						
Average	Number Possible			Average	Number Possible					
Exceeds Standards	135 - 200									
Meets Standards	85 - 134									
Below Standards	84 and below									
State Summary		129	22,965	9.22	13	22.10	35	15%	38%	47%
District Summary		129	42	9.66	13	22.05	35	*	48%	43%
CHASE COUNTY HIGH SCHOOL (15-0010-001)		129	42	9.66	13	22.05	35	*	48%	43%

1 - Includes: Zero scores for INV = Invalid, PAR = Parent Refusal, SAE = Student Absent for the Entire Testing Window, EXP = Exception, and NT = Not Tested.

*Data has been masked to protect the identity of students using one of the following criteria:

- Fewer than 10 students were reported in a group.
- Fewer than 5 students were reported in a single performance category.
- All students were reported in a single performance category.



NEBRASKA DEPARTMENT OF EDUCATION
NEBRASKA STATE ACCOUNTABILITY (NeSA)
DISTRICT REPORT OF SCHOOL PERFORMANCE
SPRING 2016
GRADE 08

DISTRICT: **CHASE COUNTY SCHOOLS (15-0010-000)**

Page 6 of 7

Performance Level Ranges		Reading								
		Average Scale Score ¹	Total # of Students	Average Domain Score				% Below the Standards	% Meets the Standards	% Exceeds the Standards
Vocabulary				Comprehension						
Average	Number Possible			Average	Number Possible					
Exceeds Standards	135 - 200									
Meets Standards	85 - 134									
Below Standards	84 and below									
State Summary		119	22,581	9.76	14	23.59	36	19%	48%	34%
District Summary		128	47	10.48	14	25.61	36	*	47%	45%
CHASE COUNTY HIGH SCHOOL (15-0010-001)		128	47	10.48	14	25.61	36	*	47%	45%

¹ - Includes: Zero scores for INV = Invalid, PAR = Parent Refusal, SAE = Student Absent for the Entire Testing Window, EXP = Exception, and NT = Not Tested.

*Data has been masked to protect the identity of students using one of the following criteria:

- Fewer than 10 students were reported in a group.
- Fewer than 5 students were reported in a single performance category.
- All students were reported in a single performance category.



**NEBRASKA DEPARTMENT OF EDUCATION
NEBRASKA STATE ACCOUNTABILITY (NeSA)
DISTRICT REPORT OF SCHOOL PERFORMANCE
SPRING 2016
GRADE 11**

DISTRICT: **CHASE COUNTY SCHOOLS (15-0010-000)**

Page 7 of 7

Performance Level Ranges		Reading								
		Average Scale Score ¹	Total # of Students	Average Domain Score				% Below the Standards	% Meets the Standards	% Exceeds the Standards
Vocabulary				Comprehension						
Exceeds Standards	135 - 200			Average	Number Possible	Average	Number Possible			
Meets Standards	85 - 134									
Below Standards	84 and below									
State Summary		110	21,878	7.43	11	26.44	39	28%	44%	28%
District Summary		106	43	7.23	11	25.77	39	23%	58%	19%
CHASE COUNTY HIGH SCHOOL (15-0010-001)		106	43	7.23	11	25.77	39	23%	58%	19%

1 - Includes: Zero scores for INV = Invalid, PAR = Parent Refusal, SAE = Student Absent for the Entire Testing Window, EXP = Exception, and NT = Not Tested.

*Data has been masked to protect the identity of students using one of the following criteria:

- Fewer than 10 students were reported in a group.
- Fewer than 5 students were reported in a single performance category.
- All students were reported in a single performance category.



**NEBRASKA DEPARTMENT OF EDUCATION
NEBRASKA STATE ACCOUNTABILITY (NeSA)
DISTRICT REPORT OF SCHOOL PERFORMANCE
SPRING 2016
GRADE 03**

DISTRICT: **CHASE COUNTY SCHOOLS (15-0010-000)**

Performance Level Ranges		Math												
		Average Scale Score ¹	Total # of Students	Average Domain Score								% Below the Standards	% Meets the Standards	% Exceeds the Standards
				Number Sense		Geometric/ Measurement		Algebraic		Data Analysis/ Probability				
Exceeds Standards	135 - 200			Average	Number Possible	Average	Number Possible	Average	Number Possible	Average	Number Possible			
Meets Standards	85 - 134													
Below Standards	84 and below													
State Summary		115	22,300	14.13	21	8.19	13	6.31	10	4.05	6	22%	51%	28%
District Summary		124	58	15.76	21	8.59	13	6.84	10	4.47	6	*	57%	38%
CHASE COUNTY ELEMENTARY SCHOOL (15-0010-002)		124	58	15.76	21	8.59	13	6.84	10	4.47	6	*	57%	38%

¹ - Includes: Zero scores for INV = Invalid, PAR = Parent Refusal, SAE = Student Absent for the Entire Testing Window, EXP = Exception, and NT = Not Tested.

*Data has been masked to protect the identity of students using one of the following criteria:

- Fewer than 10 students were reported in a group.
- Fewer than 5 students were reported in a single performance category.
- All students were reported in a single performance category.



**NEBRASKA DEPARTMENT OF EDUCATION
NEBRASKA STATE ACCOUNTABILITY (NeSA)
DISTRICT REPORT OF SCHOOL PERFORMANCE
SPRING 2016
GRADE 04**

DISTRICT: CHASE COUNTY SCHOOLS (15-0010-000)

Page 2 of 7

Performance Level Ranges		Math												
		Average Scale Score ¹	Total # of Students	Average Domain Score								% Below the Standards	% Meets the Standards	% Exceeds the Standards
Number Sense				Geometric/ Measurement		Algebraic		Data Analysis/ Probability						
Exceeds Standards	135 - 200			Average	Number Possible	Average	Number Possible	Average	Number Possible	Average	Number Possible			
Meets Standards	85 - 134													
Below Standards	84 and below													
State Summary		112	23,423	17.16	26	10.98	17	5.01	8	2.65	4	22%	54%	24%
District Summary		118	49	19.10	26	11.08	17	5.55	8	2.33	4	14%	63%	22%
CHASE COUNTY ELEMENTARY SCHOOL (15-0010-002)		118	49	19.10	26	11.08	17	5.55	8	2.33	4	14%	63%	22%

1 - Includes: Zero scores for INV = Invalid, PAR = Parent Refusal, SAE = Student Absent for the Entire Testing Window, EXP = Exception, and NT = Not Tested.

*Data has been masked to protect the identity of students using one of the following criteria:

- Fewer than 10 students were reported in a group.
- Fewer than 5 students were reported in a single performance category.
- All students were reported in a single performance category.



**NEBRASKA DEPARTMENT OF EDUCATION
NEBRASKA STATE ACCOUNTABILITY (NeSA)
DISTRICT REPORT OF SCHOOL PERFORMANCE
SPRING 2016
GRADE 05**

DISTRICT: CHASE COUNTY SCHOOLS (15-0010-000)

Performance Level Ranges		Math												
		Average Scale Score ¹	Total # of Students	Average Domain Score								% Below the Standards	% Meets the Standards	% Exceeds the Standards
Number Sense				Geometric/ Measurement		Algebraic		Data Analysis/ Probability						
Exceeds Standards	135 - 200			Average	Number Possible	Average	Number Possible	Average	Number Possible	Average	Number Possible			
Meets Standards	85 - 134													
Below Standards	84 and below													
State Summary		112	23,138	16.46	26	6.13	9	6.81	11	5.26	9	23%	52%	25%
District Summary		132	44	19.70	26	7.61	9	8.30	11	5.89	9	*	50%	45%
CHASE COUNTY ELEMENTARY SCHOOL (15-0010-002)		132	44	19.70	26	7.61	9	8.30	11	5.89	9	*	50%	45%

¹ - Includes: Zero scores for INV = Invalid, PAR = Parent Refusal, SAE = Student Absent for the Entire Testing Window, EXP = Exception, and NT = Not Tested.

*Data has been masked to protect the identity of students using one of the following criteria:

- Fewer than 10 students were reported in a group.
- Fewer than 5 students were reported in a single performance category.
- All students were reported in a single performance category.



**NEBRASKA DEPARTMENT OF EDUCATION
NEBRASKA STATE ACCOUNTABILITY (NeSA)
DISTRICT REPORT OF SCHOOL PERFORMANCE
SPRING 2016
GRADE 06**

DISTRICT: CHASE COUNTY SCHOOLS (15-0010-000)

Page 4 of 7

Performance Level Ranges		Math												
		Average Scale Score ¹	Total # of Students	Average Domain Score								% Below the Standards	% Meets the Standards	% Exceeds the Standards
Number Sense				Geometric/ Measurement		Algebraic		Data Analysis/ Probability						
Exceeds Standards	135 - 200			Average	Number Possible	Average	Number Possible	Average	Number Possible	Average	Number Possible			
Meets Standards	85 - 134													
Below Standards	84 and below													
State Summary		111	23,359	10.69	16	8.61	14	11.10	17	6.70	11	27%	46%	27%
District Summary		109	48	10.40	16	9.15	14	11.27	17	6.04	11	27%	52%	21%
CHASE COUNTY ELEMENTARY SCHOOL (15-0010-002)		109	48	10.40	16	9.15	14	11.27	17	6.04	11	27%	52%	21%

¹ - Includes: Zero scores for INV = Invalid, PAR = Parent Refusal, SAE = Student Absent for the Entire Testing Window, EXP = Exception, and NT = Not Tested.

*Data has been masked to protect the identity of students using one of the following criteria:

- Fewer than 10 students were reported in a group.
- Fewer than 5 students were reported in a single performance category.
- All students were reported in a single performance category.



NEBRASKA DEPARTMENT OF EDUCATION
NEBRASKA STATE ACCOUNTABILITY (NeSA)
DISTRICT REPORT OF SCHOOL PERFORMANCE
SPRING 2016
GRADE 07

DISTRICT: **CHASE COUNTY SCHOOLS (15-0010-000)**

Performance Level Ranges		Math												
		Average Scale Score ¹	Total # of Students	Average Domain Score								% Below the Standards	% Meets the Standards	% Exceeds the Standards
Number Sense				Geometric/ Measurement		Algebraic		Data Analysis/ Probability						
Average	Number Possible			Average	Number Possible	Average	Number Possible	Average	Number Possible					
Exceeds Standards	135 - 200													
Meets Standards	85 - 134													
Below Standards	84 and below													
State Summary		108	23,097	12.97	20	6.00	9	12.63	20	5.35	9	29%	47%	24%
District Summary		85	43	10.50	20	4.38	9	10.33	20	3.95	9	58%	40%	*
CHASE COUNTY HIGH SCHOOL (15-0010-001)		85	43	10.50	20	4.38	9	10.33	20	3.95	9	58%	40%	*

¹ - Includes: Zero scores for INV = Invalid, PAR = Parent Refusal, SAE = Student Absent for the Entire Testing Window, EXP = Exception, and NT = Not Tested.

*Data has been masked to protect the identity of students using one of the following criteria:

- Fewer than 10 students were reported in a group.
- Fewer than 5 students were reported in a single performance category.
- All students were reported in a single performance category.



**NEBRASKA DEPARTMENT OF EDUCATION
NEBRASKA STATE ACCOUNTABILITY (NeSA)
DISTRICT REPORT OF SCHOOL PERFORMANCE
SPRING 2016
GRADE 08**

DISTRICT: **CHASE COUNTY SCHOOLS (15-0010-000)**

Performance Level Ranges		Math												
		Average Scale Score ¹	Total # of Students	Average Domain Score								% Below the Standards	% Meets the Standards	% Exceeds the Standards
Number Sense				Geometric/ Measurement		Algebraic		Data Analysis/ Probability						
Exceeds Standards	135 - 200			Average	Number Possible	Average	Number Possible	Average	Number Possible	Average	Number Possible			
Meets Standards	85 - 134													
Below Standards	84 and below													
State Summary		105	22,693	10.62	17	9.50	15	11.29	17	6.90	11	32%	47%	21%
District Summary		89	49	8.96	17	8.58	15	9.96	17	5.50	11	49%	47%	*
CHASE COUNTY HIGH SCHOOL (15-0010-001)		89	49	8.96	17	8.58	15	9.96	17	5.50	11	49%	47%	*

¹ - Includes: Zero scores for INV = Invalid, PAR = Parent Refusal, SAE = Student Absent for the Entire Testing Window, EXP = Exception, and NT = Not Tested.

*Data has been masked to protect the identity of students using one of the following criteria:

- Fewer than 10 students were reported in a group.
- Fewer than 5 students were reported in a single performance category.
- All students were reported in a single performance category.



**NEBRASKA DEPARTMENT OF EDUCATION
NEBRASKA STATE ACCOUNTABILITY (NeSA)
DISTRICT REPORT OF SCHOOL PERFORMANCE
SPRING 2016
GRADE 11**


DISTRICT: **CHASE COUNTY SCHOOLS (15-0010-000)**

Performance Level Ranges		Math													
		Average Scale Score ¹	Total # of Students	Average Domain Score								% Below the Standards	% Meets the Standards	% Exceeds the Standards	
				Number Sense		Geometric/ Measurement		Algebraic		Data Analysis/ Probability					
Exceeds Standards	135 - 200			Average	Number Possible	Average	Number Possible	Average	Number Possible	Average	Number Possible				
Meets Standards	85 - 134														
Below Standards	84 and below														
State Summary		104	21,892	2.78	5	12.21	20	16.53	25	6.57	10	38%	36%	26%	
District Summary		98	44	2.16	5	11.50	20	16.23	25	6.07	10	45%	34%	20%	
CHASE COUNTY HIGH SCHOOL (15-0010-001)		98	44	2.16	5	11.50	20	16.23	25	6.07	10	45%	34%	20%	

¹ - Includes: Zero scores for INV = Invalid, PAR = Parent Refusal, SAE = Student Absent for the Entire Testing Window, EXP = Exception, and NT = Not Tested.

*Data has been masked to protect the identity of students using one of the following criteria:

- Fewer than 10 students were reported in a group.
- Fewer than 5 students were reported in a single performance category.
- All students were reported in a single performance category.



**NEBRASKA DEPARTMENT OF EDUCATION
NEBRASKA STATE ACCOUNTABILITY (NeSA)
DISTRICT REPORT OF SCHOOL PERFORMANCE
SPRING 2016
GRADE 05**


DISTRICT: CHASE COUNTY SCHOOLS (15-0010-000)

Performance Level Ranges		Science												
		Average Scale Score ¹	Total # of Students	Average Domain Score								% Below the Standards	% Meets the Standards	% Exceeds the Standards
Inquiry, Nature of Science, and Tech	Physical Science			Life Science		Earth and Space Science								
	Average	Number Possible	Average	Number Possible	Average	Number Possible	Average	Number Possible						
Exceeds Standards	135 - 200													
Meets Standards	85 - 134													
Below Standards	84 and below													
State Summary		105	23,138	7.72	11	10.83	16	6.95	11	7.61	12	26%	54%	20%
District Summary		115	44	8.50	11	12.18	16	7.43	11	8.20	12	14%	66%	20%
CHASE COUNTY ELEMENTARY SCHOOL (15-0010-002)		115	44	8.50	11	12.18	16	7.43	11	8.20	12	14%	66%	20%

1 - Includes: Zero scores for INV = Invalid, PAR = Parent Refusal, SAE = Student Absent for the Entire Testing Window, EXP = Exception, and NT = Not Tested.

*Data has been masked to protect the identity of students using one of the following criteria:

- Fewer than 10 students were reported in a group.
- Fewer than 5 students were reported in a single performance category.
- All students were reported in a single performance category.



**NEBRASKA DEPARTMENT OF EDUCATION
NEBRASKA STATE ACCOUNTABILITY (NeSA)
DISTRICT REPORT OF SCHOOL PERFORMANCE
SPRING 2016
GRADE 08**

DISTRICT: **CHASE COUNTY SCHOOLS (15-0010-000)**

Performance Level Ranges		Science											% Below the Standards	% Meets the Standards	% Exceeds the Standards
		Average Domain Score								Average Scale Score ¹	Total # of Students	Inquiry, Nature of Science, and Tech			
Exceeds Standards	135 - 200	Average Scale Score ¹	Total # of Students	Average	Number Possible	Average	Number Possible	Average	Number Possible				Average	Number Possible	% Below the Standards
Meets Standards	85 - 134			Average	Number Possible	Average	Number Possible	Average	Number Possible						
Below Standards	84 and below			Average	Number Possible	Average	Number Possible	Average	Number Possible						
State Summary		104	22,697	7.01	10	10.68	17	11.25	17	10.06	16	32%	48%	20%	
District Summary		92	49	6.69	10	9.23	17	10.06	17	9.71	16	43%	55%	*	
CHASE COUNTY HIGH SCHOOL (15-0010-001)		92	49	6.69	10	9.23	17	10.06	17	9.71	16	43%	55%	*	

¹ - Includes: Zero scores for INV = Invalid, PAR = Parent Refusal, SAE = Student Absent for the Entire Testing Window, EXP = Exception, and NT = Not Tested.

*Data has been masked to protect the identity of students using one of the following criteria:

- Fewer than 10 students were reported in a group.
- Fewer than 5 students were reported in a single performance category.
- All students were reported in a single performance category.



**NEBRASKA DEPARTMENT OF EDUCATION
NEBRASKA STATE ACCOUNTABILITY (NeSA)
DISTRICT REPORT OF SCHOOL PERFORMANCE
SPRING 2016
GRADE 11**

DISTRICT: CHASE COUNTY SCHOOLS (15-0010-000)

Performance Level Ranges		Science												
		Average Scale Score ¹	Total # of Students	Average Domain Score								% Below the Standards	% Meets the Standards	% Exceeds the Standards
Inquiry, Nature of Science, and Tech	Physical Science			Life Science		Earth and Space Science								
	Exceeds Standards	135 - 200	Average	Number Possible	Average	Number Possible	Average	Number Possible	Average	Number Possible				
Meets Standards	85 - 134													
Below Standards	84 and below													
State Summary		103	21,888	6.79	11	13.86	21	9.34	14	9.18	14	26%	61%	13%
District Summary		105	44	7.11	11	14.64	21	8.70	14	9.52	14	20%	70%	*
CHASE COUNTY HIGH SCHOOL (15-0010-001)		105	44	7.11	11	14.64	21	8.70	14	9.52	14	20%	70%	*

¹ - Includes: Zero scores for INV = Invalid, PAR = Parent Refusal, SAE = Student Absent for the Entire Testing Window, EXP = Exception, and NT = Not Tested.

*Data has been masked to protect the identity of students using one of the following criteria:

- Fewer than 10 students were reported in a group.
- Fewer than 5 students were reported in a single performance category.
- All students were reported in a single performance category.

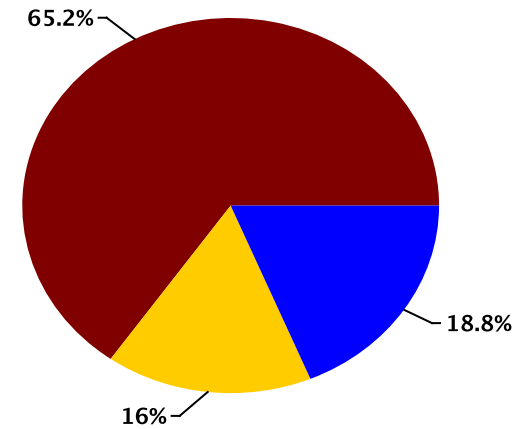
Mathematics

Chase County Schools

Projected to: **ACT College Readiness** taken in **spring**.

View Linking Study: <https://www.nwea.org/resources/map-college-readiness-benchmarks/>

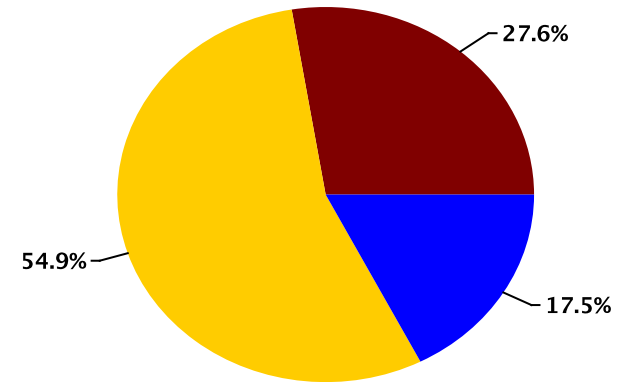
Grade	Student Count	Not On Track		On Track 22		On Track 24	
		Count	Percent	Count	Percent	Count	Percent
5	48	28	58.3%	8	16.7%	12	25.0%
6	35	12	34.3%	9	25.7%	14	40.0%
7	44	23	52.3%	12	27.3%	9	20.5%
8	45	37	82.2%	1	2.2%	7	15.6%
9	48	39	81.3%	6	12.5%	3	6.3%
10	36	28	77.8%	5	13.9%	3	8.3%
Total	256	167	65.2%	41	16.0%	48	18.8%



Projected to: **Nebraska State Accountability Assessment (PRIOR)** taken in **spring**.

View Linking Study: https://www.nwea.org/content/uploads/2011/12/NE_2011_LinkingStudy.pdf

Grade	Student Count	Below		Meets		Exceeds	
		Count	Percent	Count	Percent	Count	Percent
2	59	17	28.8%	30	50.8%	12	20.3%
3	35	4	11.4%	19	54.3%	12	34.3%
4	60	8	13.3%	40	66.7%	12	20.0%
5	48	12	25.0%	31	64.6%	5	10.4%
6	35	7	20.0%	21	60.0%	7	20.0%
7	44	15	34.1%	22	50.0%	7	15.9%
8	45	27	60.0%	16	35.6%	2	4.4%
Total	326	90	27.6%	179	54.9%	57	17.5%



Explanatory Notes

This report shows students' projected performance on the state assessment(s) based on NWEA alignment/linking studies. Performance categories are defined by the state and are specific to each state. For any state or location that does not have an associated state summative test the NWEA Generic Linking Study is provided.

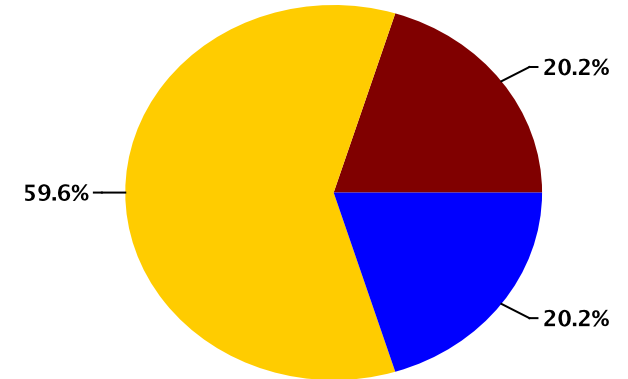
Mathematics

Chase County Schools

Projected to: **Nebraska State Accountability** taken in **spring**.

View Linking Study: <https://www.nwea.org/resources/nebraska-linking-study/>

Grade	Student Count	Below		Meets		Exceeds	
		Count	Percent	Count	Percent	Count	Percent
3	35	2	5.7%	20	57.1%	13	37.1%
4	60	6	10.0%	42	70.0%	12	20.0%
5	48	12	25.0%	30	62.5%	6	12.5%
6	35	5	14.3%	21	60.0%	9	25.7%
7	44	14	31.8%	21	47.7%	9	20.5%
8	45	15	33.3%	25	55.6%	5	11.1%
Total	267	54	20.2%	159	59.6%	54	20.2%



Explanatory Notes

This report shows students' projected performance on the state assessment(s) based on NWEA alignment/linking studies. Performance categories are defined by the state and are specific to each state. For any state or location that does not have an associated state summative test the NWEA Generic Linking Study is provided.

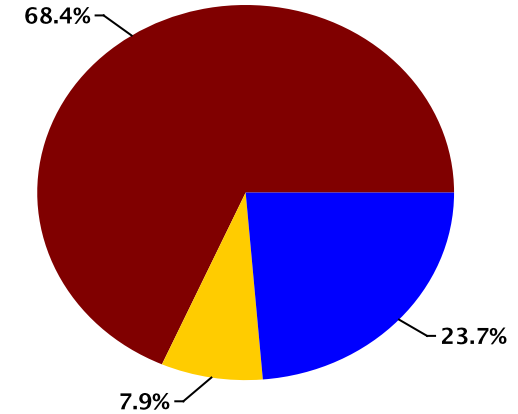
Reading

Chase County Schools

Projected to: **ACT College Readiness** taken in **spring**.

View Linking Study: <https://www.nwea.org/resources/map-college-readiness-benchmarks/>

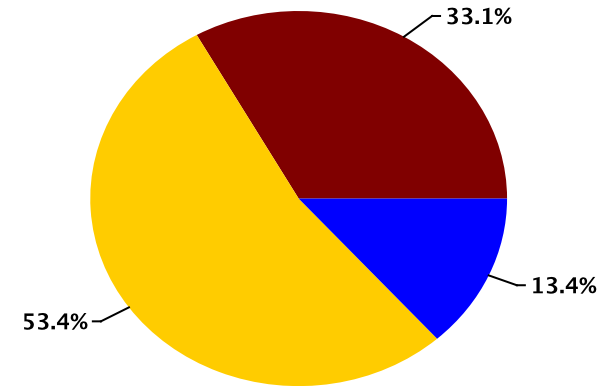
Grade	Student Count	Not On Track		On Track 22		On Track 24	
		Count	Percent	Count	Percent	Count	Percent
5	47	25	53.2%	5	10.6%	17	36.2%
6	45	25	55.6%	5	11.1%	15	33.3%
7	43	30	69.8%	3	7.0%	10	23.3%
8	45	32	71.1%	4	8.9%	9	20.0%
9	48	36	75.0%	3	6.3%	9	18.8%
10	38	34	89.5%	1	2.6%	3	7.9%
Total	266	182	68.4%	21	7.9%	63	23.7%



Projected to: **Nebraska State Accountability Assessment (PRIOR)** taken in **spring**.

View Linking Study: https://www.nwea.org/content/uploads/2011/12/NE_2011_LinkingStudy.pdf

Grade	Student Count	Below		Meets		Exceeds	
		Count	Percent	Count	Percent	Count	Percent
2	60	27	45.0%	29	48.3%	4	6.7%
3	35	4	11.4%	21	60.0%	10	28.6%
4	60	19	31.7%	30	50.0%	11	18.3%
5	47	18	38.3%	27	57.4%	2	4.3%
6	45	8	17.8%	27	60.0%	10	22.2%
7	43	13	30.2%	26	60.5%	4	9.3%
8	45	22	48.9%	19	42.2%	4	8.9%
Total	335	111	33.1%	179	53.4%	45	13.4%



Explanatory Notes

This report shows students' projected performance on the state assessment(s) based on NWEA alignment/linking studies. Performance categories are defined by the state and are specific to each state. For any state or location that does not have an associated state summative test the NWEA Generic Linking Study is provided.

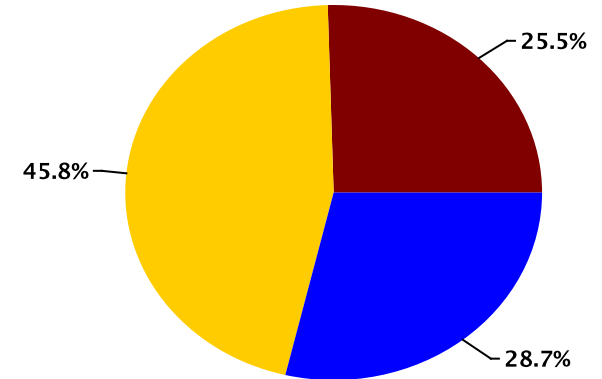
Reading

Chase County Schools

Projected to: **Nebraska State Accountability** taken in **spring**.

View Linking Study: <https://www.nwea.org/resources/nebraska-linking-study/>

Grade	Student Count	Below		Meets		Exceeds	
		Count	Percent	Count	Percent	Count	Percent
3	35	2	5.7%	15	42.9%	18	51.4%
4	60	16	26.7%	32	53.3%	12	20.0%
5	47	14	29.8%	18	38.3%	15	31.9%
6	45	8	17.8%	22	48.9%	15	33.3%
7	43	12	27.9%	18	41.9%	13	30.2%
8	45	18	40.0%	21	46.7%	6	13.3%
Total	275	70	25.5%	126	45.8%	79	28.7%



Explanatory Notes

This report shows students' projected performance on the state assessment(s) based on NWEA alignment/linking studies. Performance categories are defined by the state and are specific to each state. For any state or location that does not have an associated state summative test the NWEA Generic Linking Study is provided.