



May 14, 2024
Called Meeting/Work Session/Canvass
6:00 PM

1. **Call to Order**
2. **Roll Call**
3. **Closed Session**
 1. Adjourn to Closed Session pursuant to Texas Government Code Section 551.074, Personnel, to deliberate regarding the appointment, employment, evaluation, reassignment, duties, discipline, or dismissal of a public officer or employee; or to hear a complaint or charge against an officer or employee, including the Superintendent's evaluation and contract; 551.071, consultation with the Board's attorney; and 551.072, real property; and 551.076 to conduct deliberations regarding security devices or security audits.
4. **Reconvene**
 1. Reconvene to Public
5. **Meeting Opening**
 1. Prayer
 2. Pledges
6. **Presentation**
 1. Legislative Update - Amanda Brownson; TASBO 3
 2. 2024-2025 Budget Update – Michele Trongaard 23
7. **Public Comments**
 1. The correct procedure for addressing the Board during Public Comments is as follows: Each speaker should address the Board from the podium microphone and state his or her name before speaking. All speakers will be limited to three minutes to make comments regarding items on the agenda, unless modified by the Board president based on Board Policy BED (LOCAL). Copies of presentations should be made available to all trustees and the Superintendent. Board policy prohibits the discussion of complaints against district employees during an open forum.
8. **Human Resources Report**
 1. New Hires for Board Approval 59
9. **Canvass the Votes of the May 4, 2024, Board of Trustees General Election for Place 1 and Place 2 and Special Election** **61**
10. **Business Items Requiring Board Action**
 1. Resolution #24-18 - Consider all matters incident and related to declaring expectation to reimburse expenditures with proceeds of future debt, including the adoption of a resolution pertaining thereto 184
11. **Consent Agenda**
 1. Consideration and Approval of the 2024-2025 Instruction Materials Allotment and TEKS Certification 187

12. **Adjourn**

1. Adjourn

Dr. Kimberley Cantu
Superintendent of Schools

Posted on _____ at _____
(Date) (Time)



**Board of School Trustees
Mansfield Independent School District**

TITLE: Legislative Update

DATE: May 14, 2024

PRESENTATION

BACKGROUND:

The purpose of the legislative update is to provide a picture of the current changes which impact Texas schools in regards to the 2024-2025 budget. The presentation includes the latest information as it pertains to funding for public education.

The presentation will be given by Amanda Brownson, Ph.D. - Deputy Executive Director; Texas Association of School Business Officials

CONSIDERATIONS:

None



School Finance Update⁴

May 14, 2024



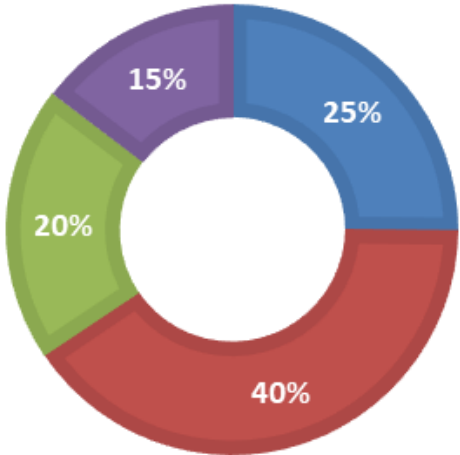
School Budgets in Context

2024 TASBO School Finance Survey

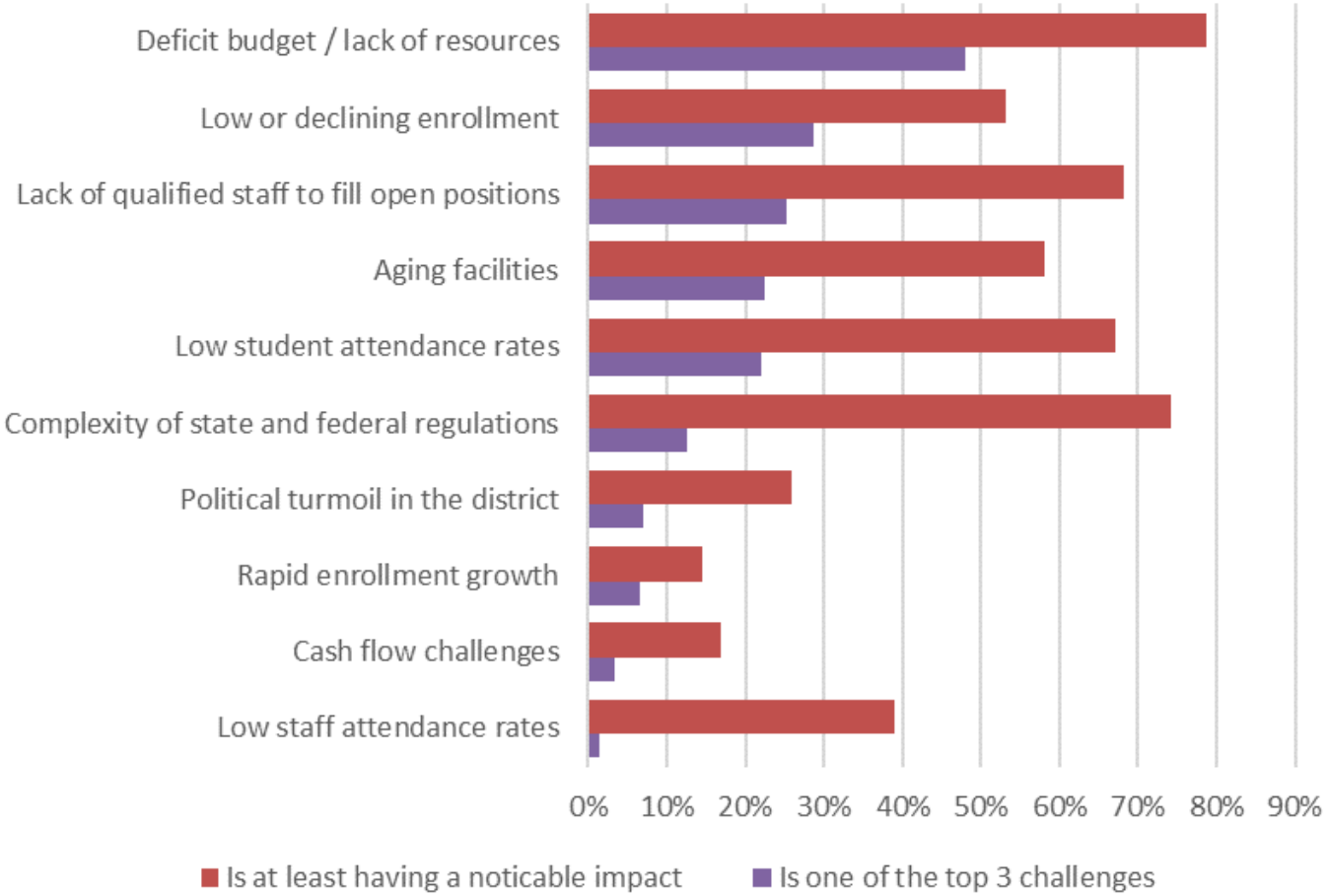
- 337 responses, representing 313 districts.
- Those 313 districts educate 54% of the state's students
- Small, medium and large districts represented

RESPONDENTS BY DISTRICT SIZE

■ Less than 1000 ■ 1000 to 5,000 ■ 5,000 to 15,000 ■ 15000 or more



Top Challenges



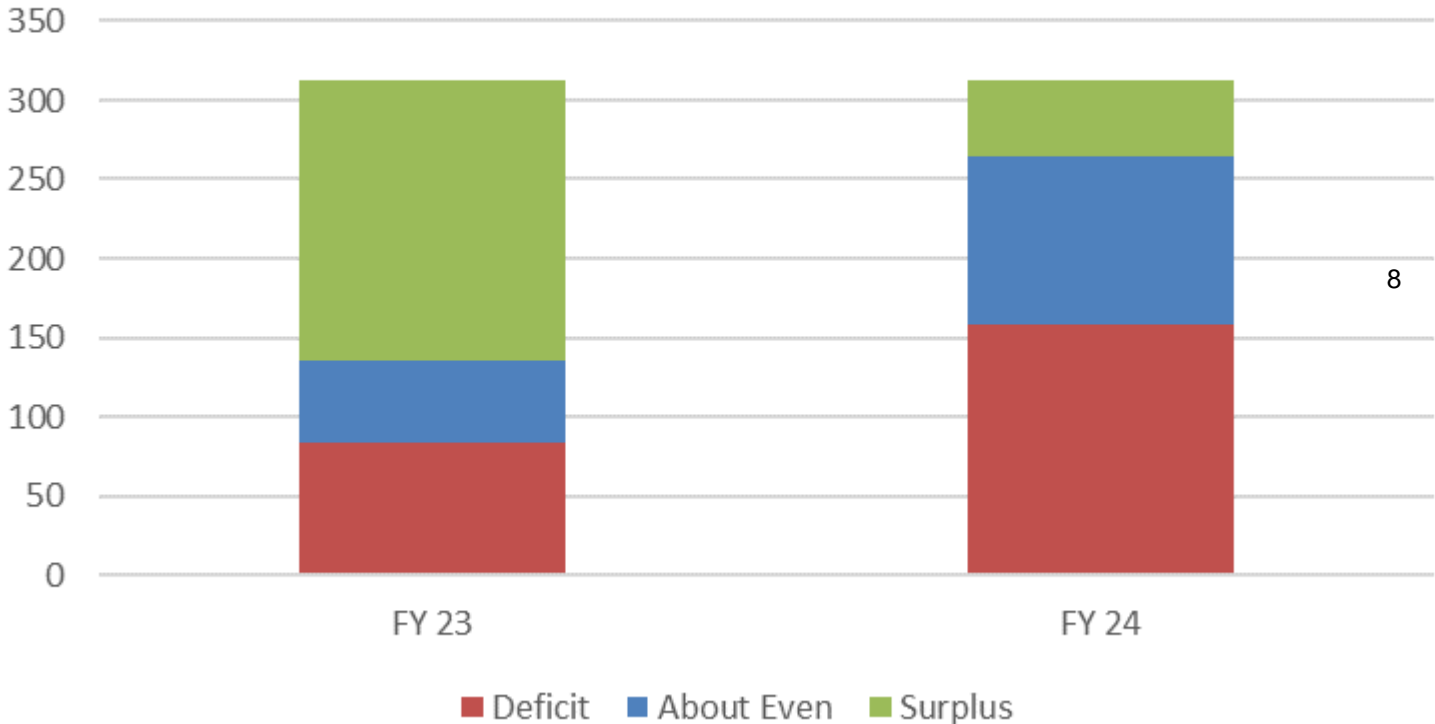
Deficit budgets or lack of resources was reported as a challenge by nearly 80 percent of respondents and a top 3 challenge by about half.



Deficit Budgets

Although less than 1/3 of districts reported a deficit budget for closing FY 23, more than half are expecting to end FY 24 in a deficit.

Ending Position for FY 23 and FY 24



Budget Plans for FY 2025

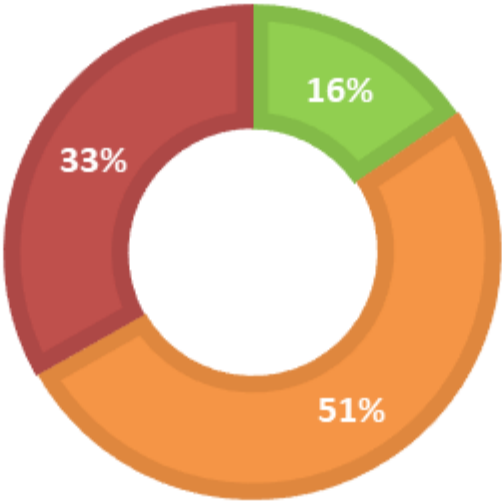
	Anticipating Using Fund Balance	Do Not Anticipate Using Fund Balance
Will Need to Make Budget Cuts	177 (56.5%)	51 (16.3%)
Will Not Need to Make Budget Cuts	54 (17.3%)	31 (9.9%)

More than half of districts surveyed said they will both make cuts to next year's budget and use some fund balance.



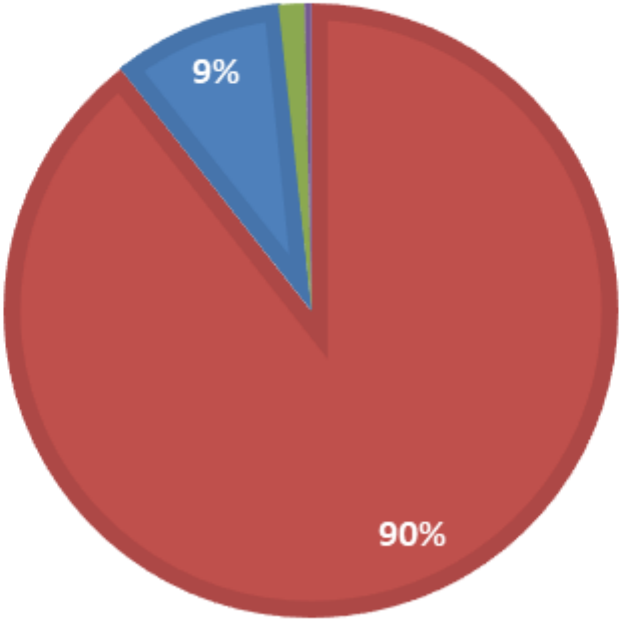
Plans for Salary Increase

- Yes -- we have sufficient resources to do this
- Yes -- but we will have to fund it out of other cuts
- No -- I do not think we will be able to offer a pay increase



Amount of ESSER Remaining

■ Less than 25% ■ 25% to 49% ■ 50% to 74% ■ 75% or greater





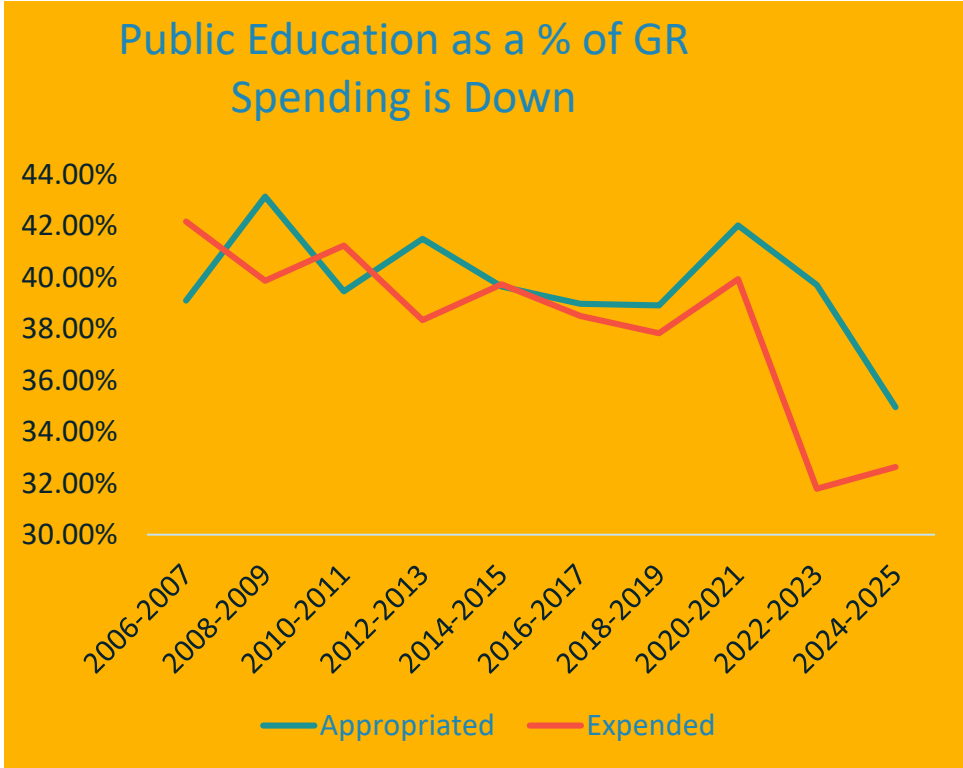
Impact of the 88th Legislature

State Support for Public Education

- When you hear this:

“Texas spends 50% of the state budget on education.”

- Also consider this:



**2024-2025 spent is estimated by deducting contingency appropriations for items that did not pass. Actual may turn out differently.



State Support for Public Education

- When you hear this:
 “Funding for public education increased by _____ billion.”

Sec. 18.78. Contingency for Public Education Funding.

(a) The following is an informational listing of appropriations made in this rider and elsewhere in this Act to provide additional funding for education in prekindergarten through grade 12:

(in millions)	2024-25
Amounts appropriated in this rider:	
Curriculum	\$500.0
School Safety	\$300.0
FSP Formula Funding Increases and Teacher Compensation (incl. TRS)	\$3,996.7
School Choice	\$500.0
Virtual Education	\$49.4
Amounts appropriated elsewhere in this Act:	
TRS Active Care	\$588.5
Increase in Golden Penny Yield	\$2,366.7
Increase in New Instructional Facilities Allotment	\$60.0
Instructional Materials	\$307.0
GR Totals	\$8,668.3

- Also consider this:
 - \$4.5 billion was in contingency riders for bills that did not pass.
 - School safety-related requirements were more expensive than funding provided (\$300 million).
 - Instructional materials and NIFA “increases” (\$367 million) were for restoration of funding cuts.
 - ActiveCare premiums will still increase, but by less than otherwise anticipated.



School voucher fallout leaves Texas Legislature with no clear sense on next steps

Vouchers were left without a clear path forward after a decisive vote Friday. Gov. Greg Abbott, who had threatened lawmakers with more special sessions to pass the proposal, seems to have turned his attention to punishing voucher opponents in next year's primary elections.

BY [PATRICK SVITEK](#) NOV. 22, 2023 5 AM CENTRAL

[SHARE](#) [REPUBLISH](#)





Planning for the 89th Legislative Session

Interim Charges

House

- Additional Property Tax Reduction
- Early Literacy and Numeracy
- Teacher Certification
- SHARS
- Educational Opportunities including Education Savings Accounts
- Monitor Implementation of Legislation from Last Session

Senate

- Additional Property Tax Reduction
- Early Literacy and Numeracy
- "Illegal Electioneering" by school districts
- Increased voter control over debt mechanisms
- COVID Funding Oversight
- Monitor Implementation of Legislation from Last Session



Legislative Landscape

- Growing frustration with "basic allotment" complaint by educators

"It's a bogus talking point because the basic allotment represents only about half of the total funding that goes to schools. And the reason for that is because the full amount of what they receive is between \$12,000 and \$14,000. And we as a state, as the legislature, we decide what the priorities are about, what we want to fund. And that's outside of the basic allotment."

-- Governor Abbott

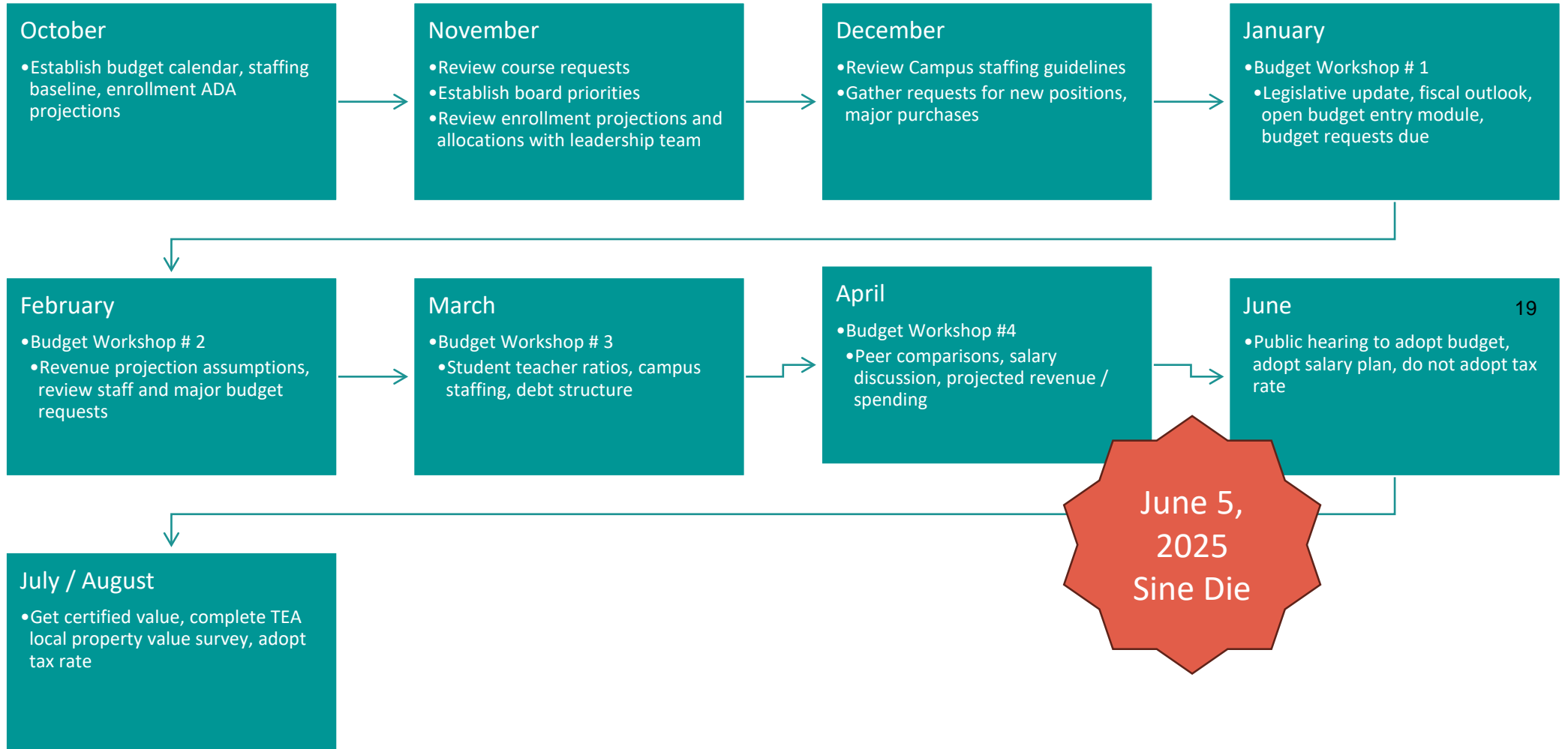
18





Sample Budget Calendar

July 1 Fiscal Year



Review Local Fund Balance Policy [CE(LOCAL)]

- Consider whether local policy or administrative procedure is appropriate given all circumstances
- Board policy can set clear expectations, but once established, board policies can be harder to change
- Don't put something in policy that is unrealistic
- Other considerations include
 - Cash flow
 - Emergency preparedness
 - FIRST ratings

20



Budget Planning

- Monitor use of fund balance to manage inflationary costs in the face of flat funding
- Make sure fund balance remains in line with board goals
- Begin planning for FY 2026 early. Legislative session timing will not allow for last minute adjustments should the need arise.
- Careful planning will help ensure smoother transitions

21



Thank you for Your Time Today!

Contact Information:

Tracy Ginsburg	tginsburg@tasbo.org
Amanda Brownson	abrownson@tasbo.org
Kristi Clark	kclark@tasbo.org
Janét Spurgin	jspurgin@tasbo.org
Karen Wilson	kwilson@tasbo.org

(512) 462-1711

www.tasbo.org



center for
school
finance²²
by tasbo



**Board of School Trustees
Mansfield Independent School District**

TITLE: Budget Update

DATE: May 14, 2024

PRESENTATION

BACKGROUND:

The purpose of the budget update is to provide a picture of the district's progress and status for the 2024-2025 budget. The presentation includes the latest information as it pertains to funding for public education and impact on the Mansfield ISD 2024-2025 budget.

The presentation will be given by Michele Trongaard, Associate Superintendent of Business and Finance

CONSIDERATIONS:

None

 MAY 14, 2024

BUDGET UPDATE

2024 - 2025





GFOA

Certificate of
Achievement for
Excellence in
Financial
Reporting



ASBO

Certificate of
Excellence in
Financial
Reporting



TCPA
Texas

Comptroller of
Public Accounts
Awards
Traditional
Finances Star



FIRST

Financial Integrity
Rating System
of Texas
Superior Rating



TASBO

Award of Merit
for
Purchasing Operations

TASBO

Award of Excellence
in
Financial Management



FINANCIAL TRANSPARENCY

2024-2025 BUDGET CALENDAR

JANUARY

Budget Calendar
Enrollment Projections

FEBRUARY

Additional Requests Submitted
Campus and Department
Budgets Due

MARCH

Cabinet Review Budget
Requests



2024-2025 BUDGET CALENDAR

APRIL

Certified Estimate of
Property Values

MAY

Budget Workshop #1

JUNE

Publish "Notice of Public
Meeting to Discuss Budget
and Proposed Tax Rate"

Public Hearing and
Adoption of the 2024-2025
Budget



2024-2025 BUDGET CALENDAR

JULY

Certified Property
Values
Tarrant County
Johnson County

AUGUST

**BACK
SCHOOL**

AUGUST

Adopt Tax Rate



VISION

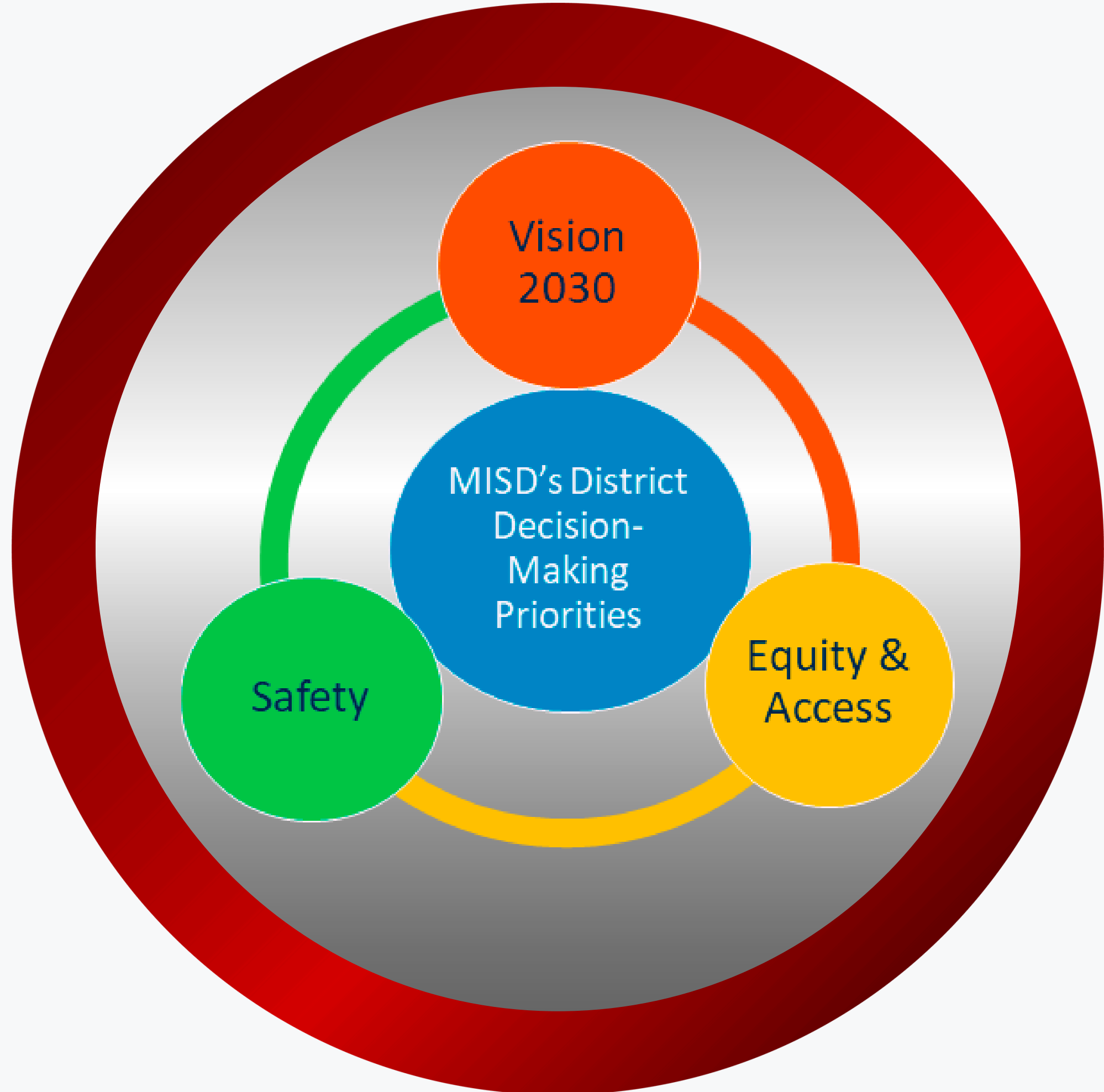
2030

LIFE READY • CAREER READY
COLLEGE READY





VISION 2030

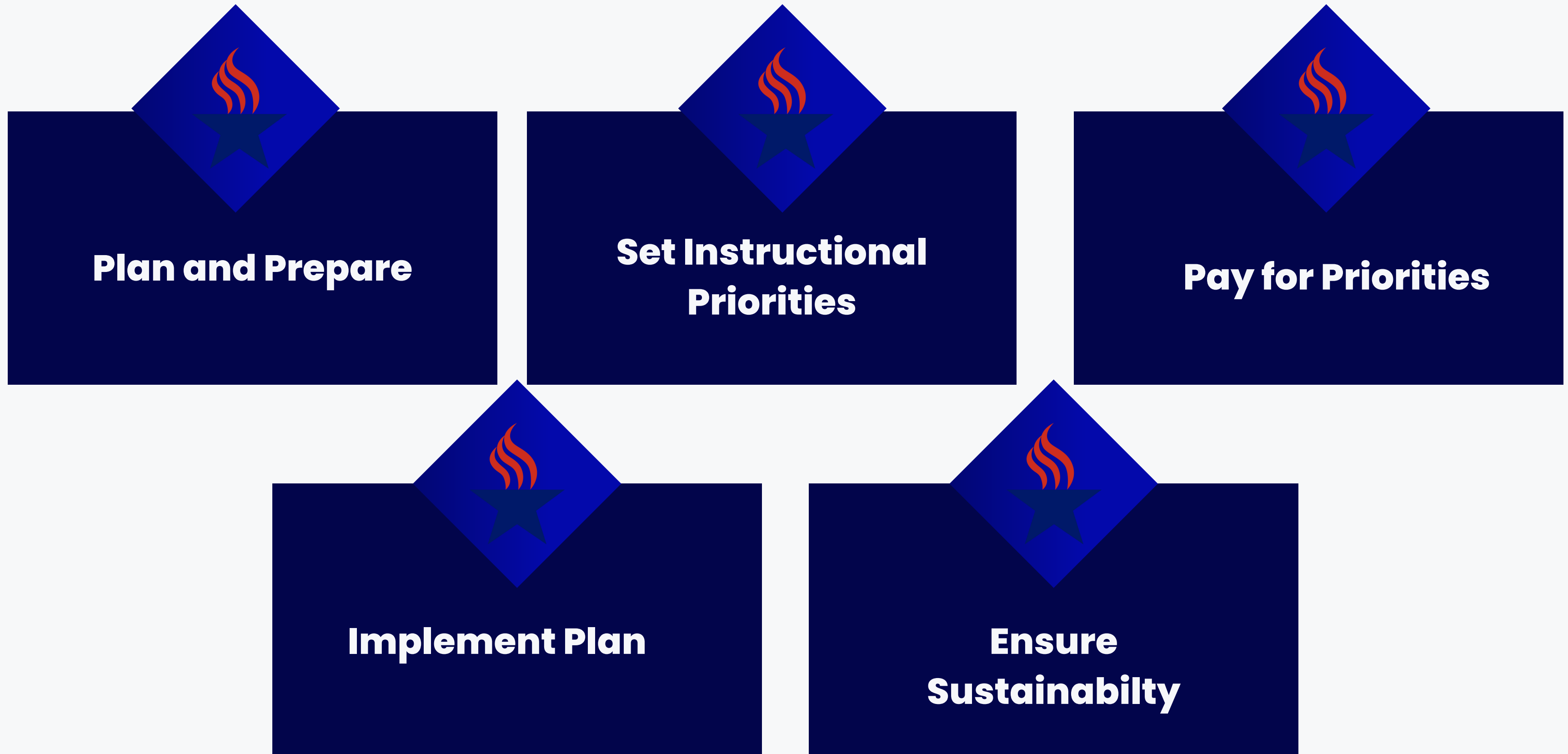




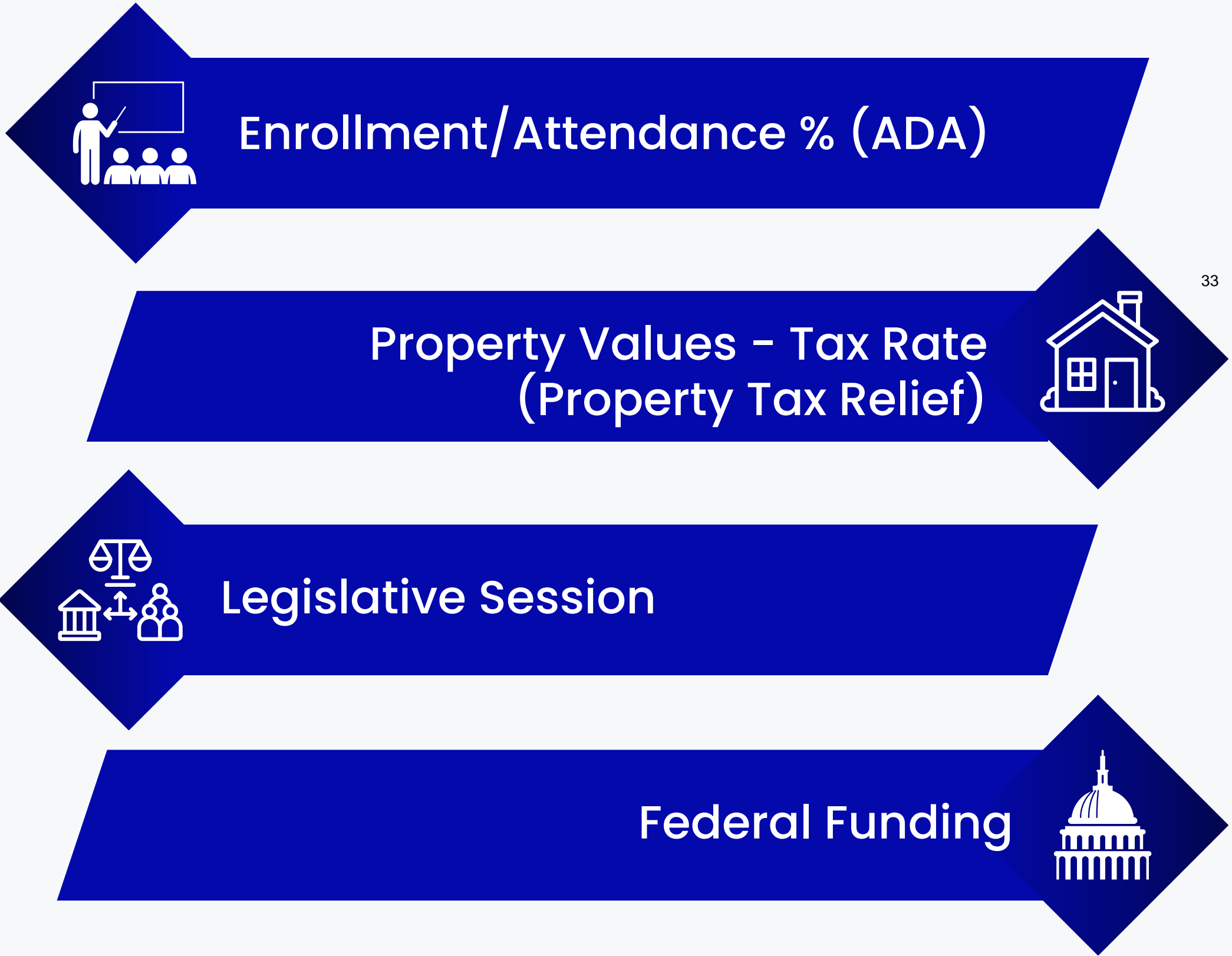
2024-2025 BUDGET GOALS



BUDGET FRAMEWORK



BUDGET IMPACT



HEADLINES

Keller ISD Announces Staff Cuts, Changes to Address Budget Shortage at Board Meeting

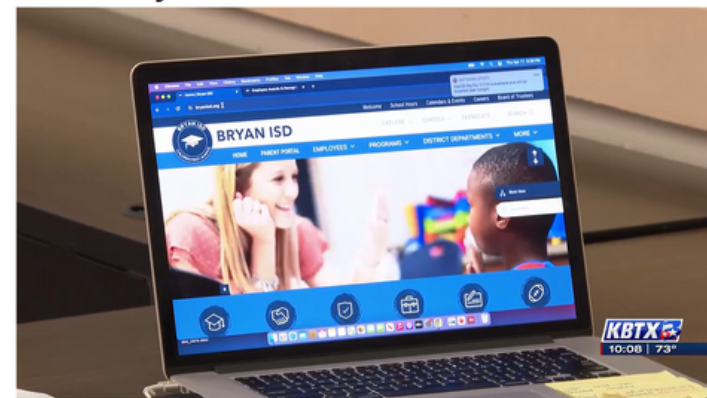
The district's board is blaming the Texas Legislature and inflation for the shortfall.

SETH MOREHEAD FEB 2, 2024



(The Texas/Daniel Friend)

Bryan ISD addresses budget as Texas schools brace for financial squeeze ahead of 24-25 academic year



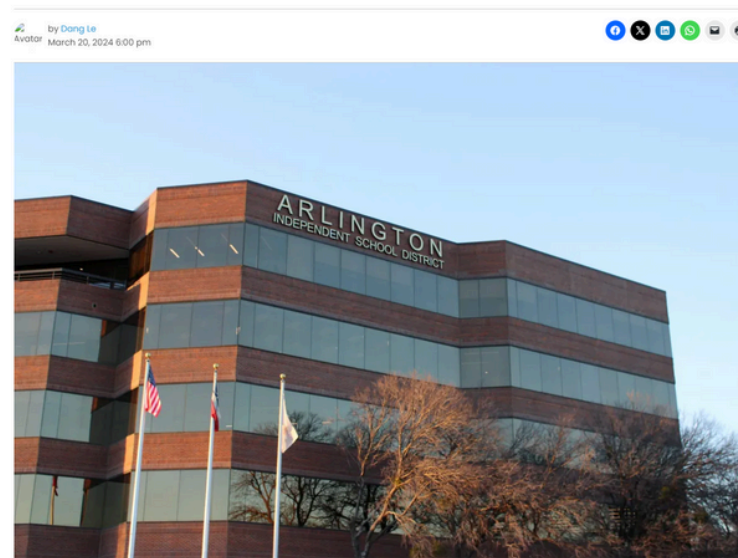
KBTX News 3 at Ten(Recording)

Plano ISD projects deficit budget

By Winston Hervey / Star Local Media Apr 25, 2024



Arlington ISD cuts 275 positions as COVID dollars expire. Employees raise questions



by Dong Li Avator March 20, 2024 6:00 pm



Fort Worth ISD plans staffing cuts to deal with enrollment declines, budget issues

February 12, 2024 3:31 pm
In "Education"



Crowley ISD to evaluate job cuts, hiring freeze as potential \$16 million deficit looms

March 8, 2024 6:33 pm
In "Education"

34

Austin ISD plans to cut at least \$30 million from its next budget

KUT 90.5 | By Becky Fogel
Published April 25, 2024 at 8:34 AM CDT



Houston ISD layoffs impact 150 workers, union president says

By FOX 26 Digital | Updated April 26, 2024 2:22pm CDT | Houston ISD | FOX 26 Houston |

Texas Districts Drown In Deficits Despite Historic Budget Surplus

Despite having a historic budget surplus, and 246 days in session — the longest legislative session in history — lawmakers only passed 10% of education bills, thanks to Gov. Greg Abbott's obsession with vouchers.

OTHER TEXAS SCHOOL DISTRICTS IN THE NEWS



TEXAS EDUCATIONAL DOLLAR

The Texas Education Dollar at Work



Texas public schools spend approximately \$50 billion per year educating more than 5.4 million students. Here's a breakdown of how each dollar is spent to support a student's education.

56
Instruction
 Certified teachers provide a high-quality education to all students in their classes.

5
Nutrition
 Good nutrition fuels learning through student access to breakfast, lunch, and sometimes dinner.

3
Transportation
 Many students rely on school buses to safely get to and from school on time.

6
Campus Leadership
 Principals and other administrators support student instruction and campus operations.

11
Facilities
 Students learn in buildings that are well-maintained and meet all building codes.

4
District Leadership
 Superintendents and other administrators handle district business operations such as payroll.

1
Health
 School nurses care for ill or injured students and manage their medications.

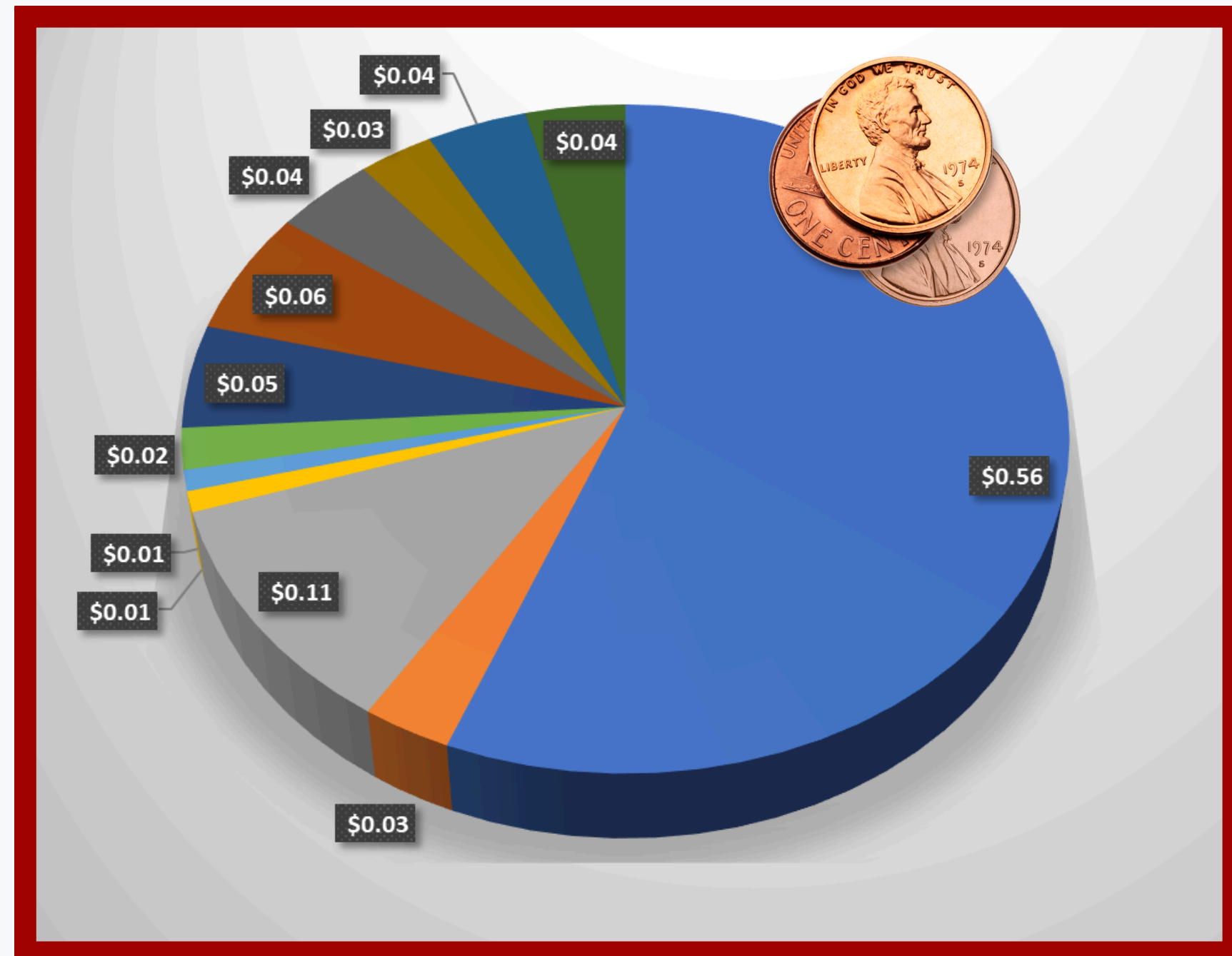
3
Extracurricular
 Beyond the classroom, there are academic, athletic, and fine arts programs for students.

1
Safety
 Security personnel including police and school resource officers keep students safe.

4
Instructional Support
 Professional development and curricular support help teachers do their best work.

2
IT/Technology
 Websites, secure networks, and student information systems all require IT support.

4
Counseling
 Certified, licensed educators provide academic planning and counseling services for student success.





MISD EDUCATIONAL DOLLAR

57 **Instruction**
 Certified teachers provide a high-quality education to all students in their classes.

4 **Transportation**
 Many students rely on school buses to safely get to and from school on time.

11 **Facilities**
 Students learn in buildings that are well-maintained and meet all building codes.

1 **Health**
 School nurses care for ill or injured students and manage their medications.

2 **Safety**
 Security personnel including police and school resource officers keep students safe.

2 **IT/Technology**
 Websites, secure networks, and student information systems all require IT support.

5 **Nutrition**
 Good nutrition fuels learning through student access to breakfast, lunch, and sometimes dinner.

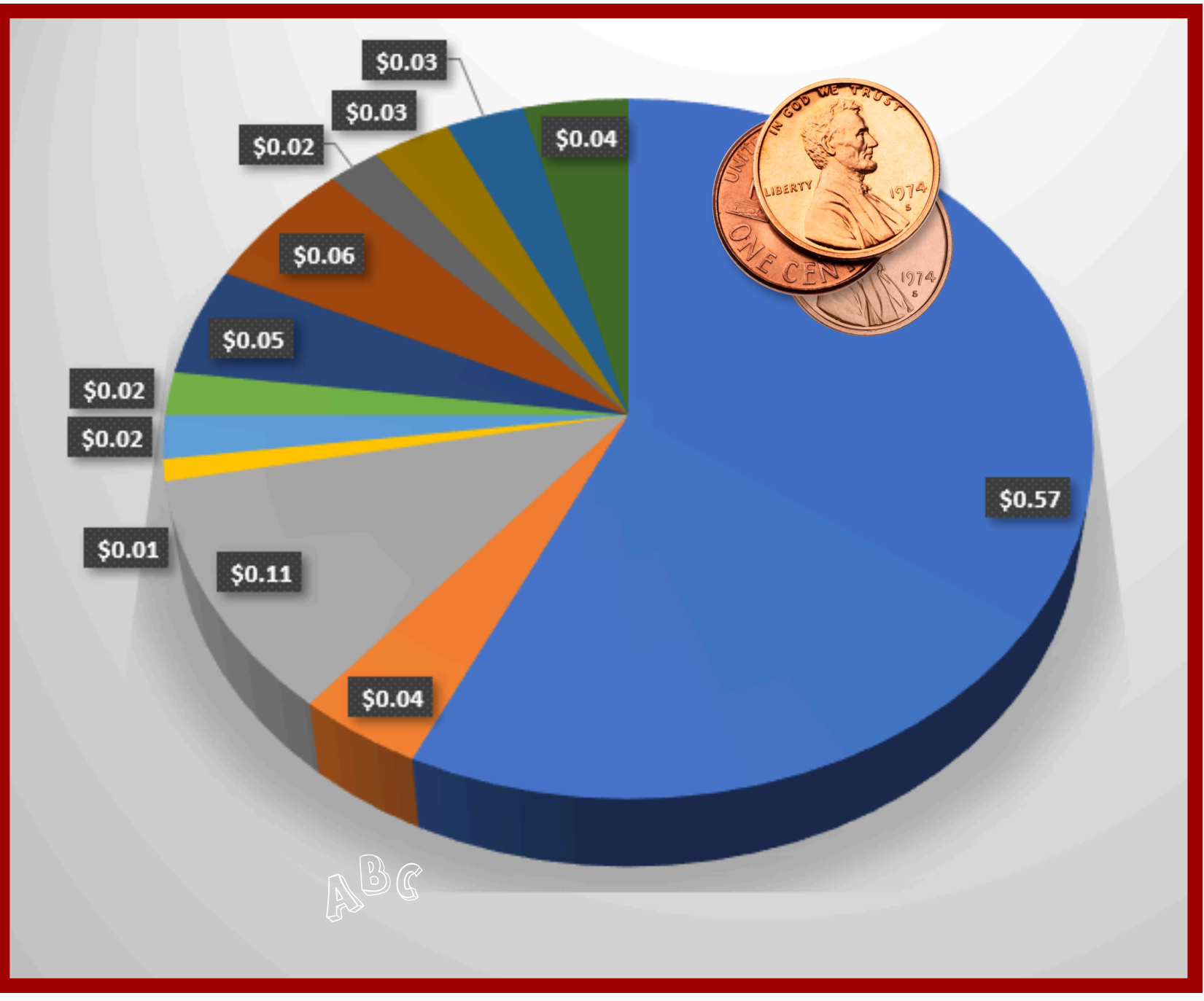
6 **Campus Leadership**
 Principals and other administrators support student instruction and campus operations.

2 **District Leadership**
 Superintendents and other administrators handle district business operations such as payroll.

3 **Extracurricular**
 Beyond the classroom, there are academic, athletic, and fine arts programs for students.

3 **Instructional Support**
 Professional development and curricular support help teachers do their best work.


4 **Counseling**
 Certified, licensed educators provide academic planning and counseling services for student success.



2024-2025 BUDGET ASSUMPTIONS



Enrollment 35,885 (+34)



Average Daily Attendance 94.5%



Increase in Property Values 7%



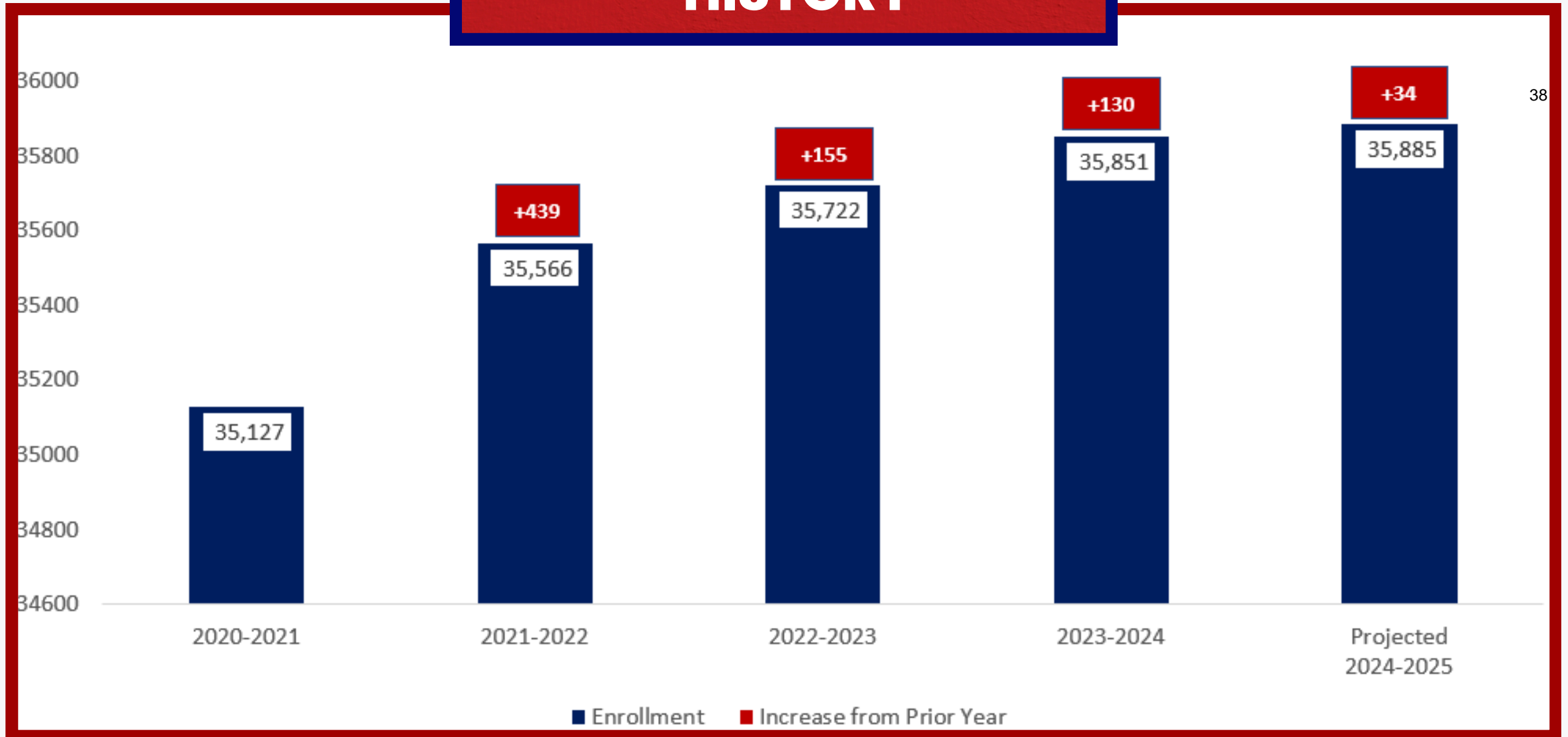
Tax Rate - Pending Property Values



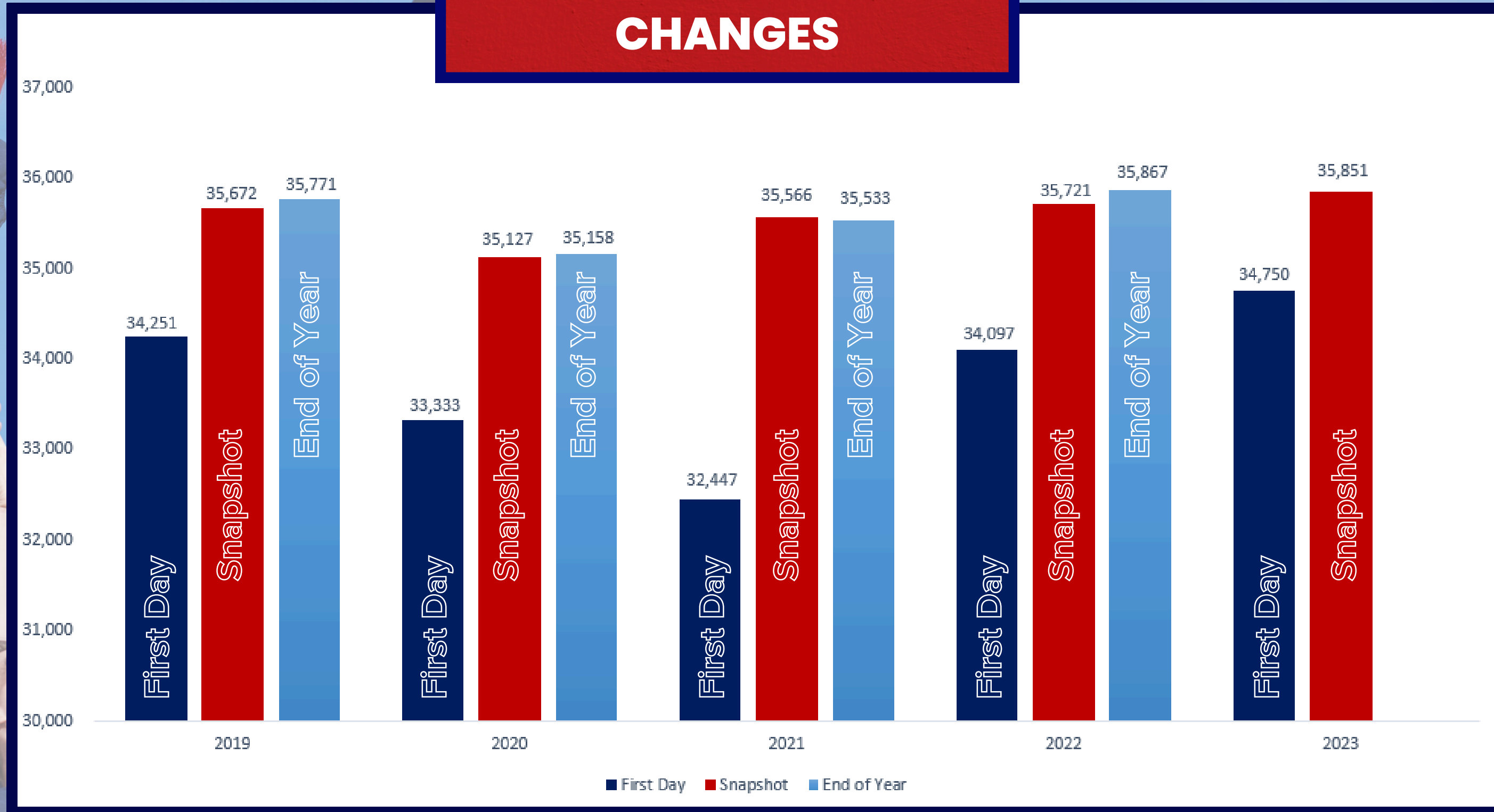
2024-2025 PROJECTED ENROLLMENT




ENROLLMENT HISTORY



ENROLLMENT CHANGES



FUNDING IMPACT



Ten Year Forecast by Grade Level

Year (Oct.)	EE	PK	K	1st	2nd	3rd	4th	5th	6th	7th	8th	9th	10th	11th	12th	Total	Total Growth	% Growth
2019/20	201	755	2,219	2,319	2,358	2,408	2,514	2,622	2,737	2,836	2,876	3,163	3,052	2,929	2,602	35,591	398	1.1%
2020/21	176	587	2,029	2,285	2,282	2,423	2,419	2,543	2,710	2,860	2,865	3,165	2,960	3,023	2,800	35,127	-464	-1.3%
2021/22	157	798	2,149	2,232	2,325	2,371	2,557	2,484	2,633	2,832	2,977	3,391	2,947	2,843	2,819	35,515	388	1.1%
2022/23	139	936	2,084	2,322	2,306	2,444	2,443	2,625	2,577	2,739	2,910	3,467	3,132	2,904	2,638	35,666	151	0.4%
2023/24	195	1,075	2,015	2,279	2,452	2,408	2,564	2,517	2,711	2,690	2,802	3,267	3,218	2,980	2,697	35,870	204	0.6%
2024/25	195	1,017	2,129	2,192	2,360	2,535	2,519	2,620	2,594	2,795	2,700	3,228	3,078	3,115	2,809	35,885	15	0.0%
2025/26	195	1,017	2,184	2,306	2,304	2,451	2,644	2,535	2,717	2,700	2,839	3,098	3,044	2,963	2,926	35,924	40	0.1%
2026/27	195	1,017	2,293	2,376	2,430	2,399	2,577	2,675	2,619	2,801	2,746	3,223	2,936	2,930	2,792	36,008	84	0.2%
2027/28	195	1,017	2,391	2,494	2,511	2,525	2,508	2,622	2,764	2,699	2,860	3,132	3,046	2,835	2,758	36,356	349	1.0%
2028/29	195	1,017	2,404	2,562	2,602	2,592	2,638	2,546	2,717	2,836	2,763	3,263	2,965	2,938	2,669	36,708	352	1.0%
2029/30	195	1,017	2,417	2,571	2,636	2,692	2,688	2,677	2,633	2,793	2,910	3,149	3,090	2,858	2,769	37,093	385	1.0%
2030/31	195	1,017	2,462	2,593	2,634	2,719	2,798	2,737	2,771	2,732	2,858	3,333	2,979	2,979	2,693	37,500	406	1.1%
2031/32	195	1,017	2,472	2,623	2,671	2,697	2,811	2,854	2,836	2,853	2,809	3,261	3,155	2,871	2,809	37,933	433	1.2%
2032/33	195	1,017	2,476	2,634	2,677	2,743	2,784	2,864	2,958	2,920	2,927	3,194	3,087	3,041	2,706	38,223	290	0.8%
2033/34	195	1,017	2,472	2,645	2,691	2,735	2,819	2,838	2,969	3,052	2,996	3,328	3,027	2,978	2,867	38,628	406	1.1%

Yellow box = largest grade per year
 Green box = second largest grade per year



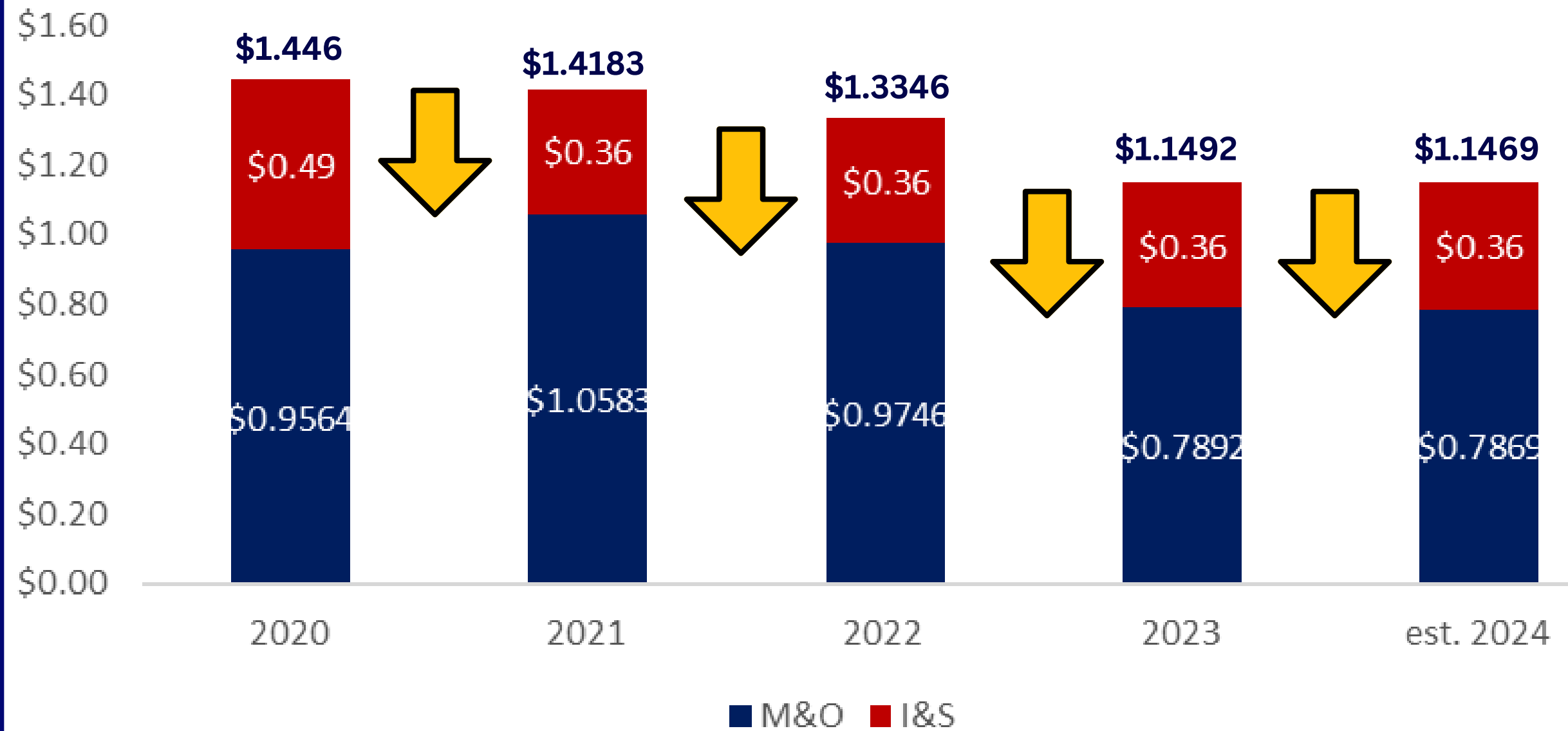
COMMUNITY GROWTH

DEMOGRAPHICS REPORT

2024-2025 ESTIMATED TAX RATE



TAX RATE HISTORY



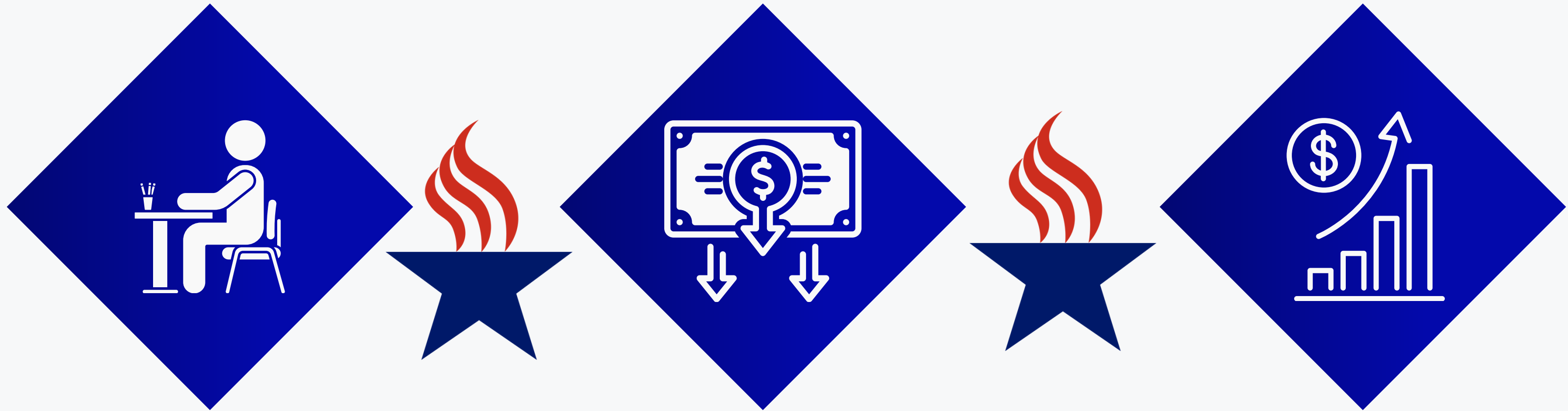
FUNDING IMPACT

NON-FTE	DESCRIPTION	AMOUNT
	CTE Testing/Test prep	\$ 115,000
	Care Solace	122,000
	Education Galaxy	135,000
	MAP District-wide	193,750
	MAP Science	27,000
	Edgenuity(Digital Libraries, Credit Recovery, BIC)	282,402
	Summer School (Includes Payroll - Extra Duty Pay)	451,592
	Total	\$ 1,326,744
# of FTE(s)	DESCRIPTION	AMOUNT
6	Assistant Principal Interns (Lake Ridge, Legacy, Mansfield, Summit, Coble, Howard)	\$ 367,738
2	Intervention Specialists (Cross Timbers IS)	141,647
5	Instructional Coaches (Department)	346,153
4	Coordinators (ESL/Dual Language, AVID, Assessment/Data, Bilingual Parent Liaison)	324,111
5	Behavior Interventionalist (Department)	393,754
1	Two-Way Dual Language Teacher (Donna Shepard IS)	67,967
	Total	\$ 1,641,370



FEDERAL FUNDING
ESSER FUNDS ADDED TO
GENERAL FUND 2024-2025 BUDGET

FINANCIAL CHALLENGES



Enrollment Growth

Slower growth due to declining birth rates and other factors


Lack of Legislative Funding

No increase in the basic allotment since 2019

Record Inflation

19% increase in Consumer Price Index since March 2020
27% increase in property insurance from 2022 to 2023

FINANCIAL CHALLENGES



Pressure to Increase Wages

Salary increases necessary to remain competitive with local benchmark districts

Competition for Talented Staff

Teacher Salary Comparison

Loss of ESSER Funding

September 30, 2024

SPECIAL POPULATIONS ENROLLMENT



**GT
+122**

**2023-2024
2,538**

**2022-2023
2,416**

**Dyslexia
+184**

**2023-2024
1,828**

**2022-2023
1,644**

**Special
Education
+445**

**2023-2024
4,561**

**2022-2023
4,116**

**Emergent
Bilingual
+659**

**2023-2024
5,611**

**2022-2023
4,952**



**REQUIRED FULL DAY PRE-K
FUNDED ON HALF DAY PRE-K**



**NON
Tuition
Based
+58**

**2023-2024
936
2022-2023
878**

**Tuition
Based
+80**

**2023-2024
141
2022-2023
61**

**PRE-K
+138**

**2023-2024
1,077
2022-2023
939**



PRE-K



Thank You

47

MANSFIELD ISD

BOND  2024

NO TAX RATE INCREASE

School Finance 101: Tax Rates & Budgets

Public school taxes are divided into two “buckets.”

Maintenance & Operations (M&O)

Day-to-day operations and expenses for:

- Salaries
- Utilities
- Supplies
- Repairs
- Fuel



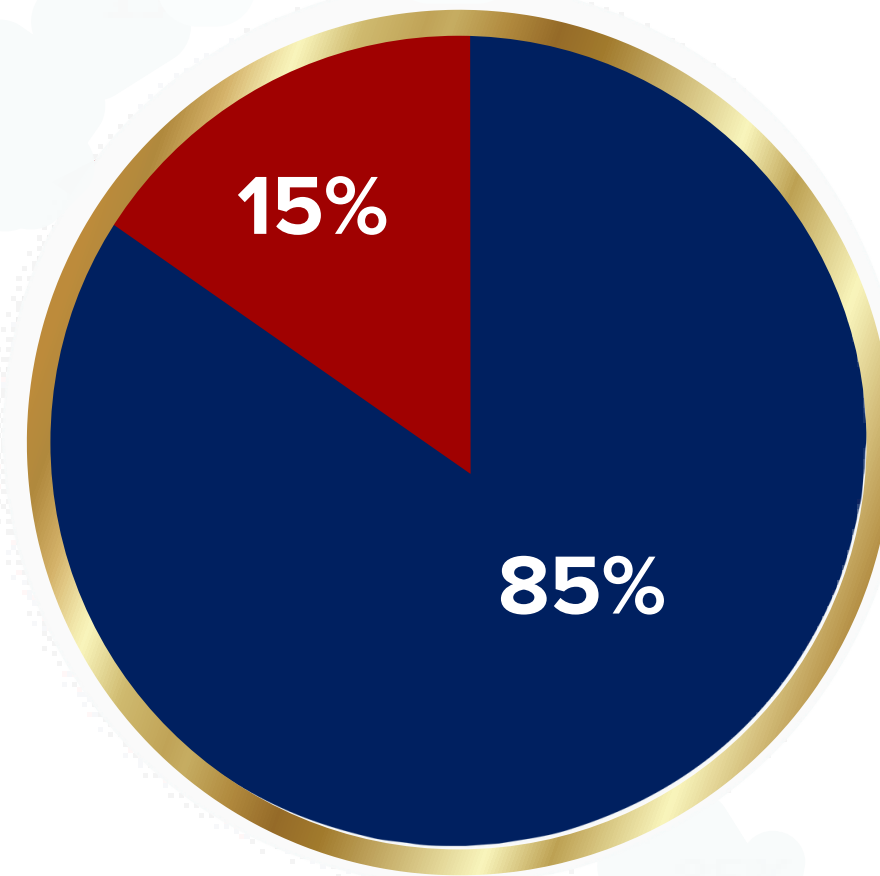
Interest & Sinking (I&S)

Principal and interest payments on debt issued for:

- New construction
- Renovations
- HVAC Systems
- Roofing
- Technology
- Buses
- Land



GENERAL FUND





**Mansfield ISD
Teacher Pay**

**Starting
Teacher Pay
\$63,000**

**Mansfield ISD
Employee Clinic**

**Physician Assistant and
other medical staff on duty
at all times
Serves MISD employees,
spouses and their
dependents**

**Mansfield ISD
Health Insurance**

**Increase
District Contribution
towards Employee Health
Coverage
from \$250 to \$350 per
month**

**Mansfield ISD
Child Care**

**Offer Employee's Discount
for Tuition Based Pre-School
for 3 & 4 yr old children**

**After School Care
Available**

2024-2025 FULL TIME FTE'S




Curriculum & Instruction - \$150,000 (+2)
Behavior Intervention Classroom Teachers



Special Education - \$1,708,546 (+22)
Diagnosticians, Dyslexia Specialists, ECSE Teachers, Elem. Resource Teachers,
ECSE Paras, LSS Psychologists, Speech-Language Pathologists




Fine Arts Department - \$83,307 (+1)
TA Howard MS Dance Teacher



Grand Total = \$1,941,853 (+25)

2024-2025

NON FTE ADDITIONAL EXPENDITURES



Police, STEM, and
Department of Instruction - \$61,505

Curriculum Writing, Instructional Platform, Police Radio System, Training



Athletics and Fine Arts - \$149,000

Entry Fees, Equipment, Game Officials, HUDL Video, Middle School Dance Programs



Safety & Security - \$110,000

Weapon Detection



Technology - \$535,276

Secure Cloud Storage, Extended Detection and Response Monitoring, Data Storage

Grand Total = \$855,781

2024

MANSFIELD ISD

2025

\$ 801,622

STUDENTS WILL GRADUATE CAREER READY

Curriculum & Instruction, Safety & Security, Special Education, Technology, and Training

\$ 812,082

STUDENTS WILL GRADUATE COLLEGE READY

Curriculum & Instruction, Safety & Security, Special Education, STEM, Technology, and Training

\$ 1,183,930

STUDENTS WILL GRADUATE LIFE READY

Athletics, Behavior Intervention, Curriculum , Fine Arts, Safety & Security, Special Education, Technology, and Training



2024-2025 PROJECTED BUDGET



BUDGET PROJECTIONS

Revenues

Local

State

Federal

Total Revenues

Expenditures

Payroll

Non-Payroll

Campus/Dept Allocations

Total Expenditures

Projected Revenues over Expenditures

Transfer from Capital Projects Fund

Transfer from Workers' Compensation

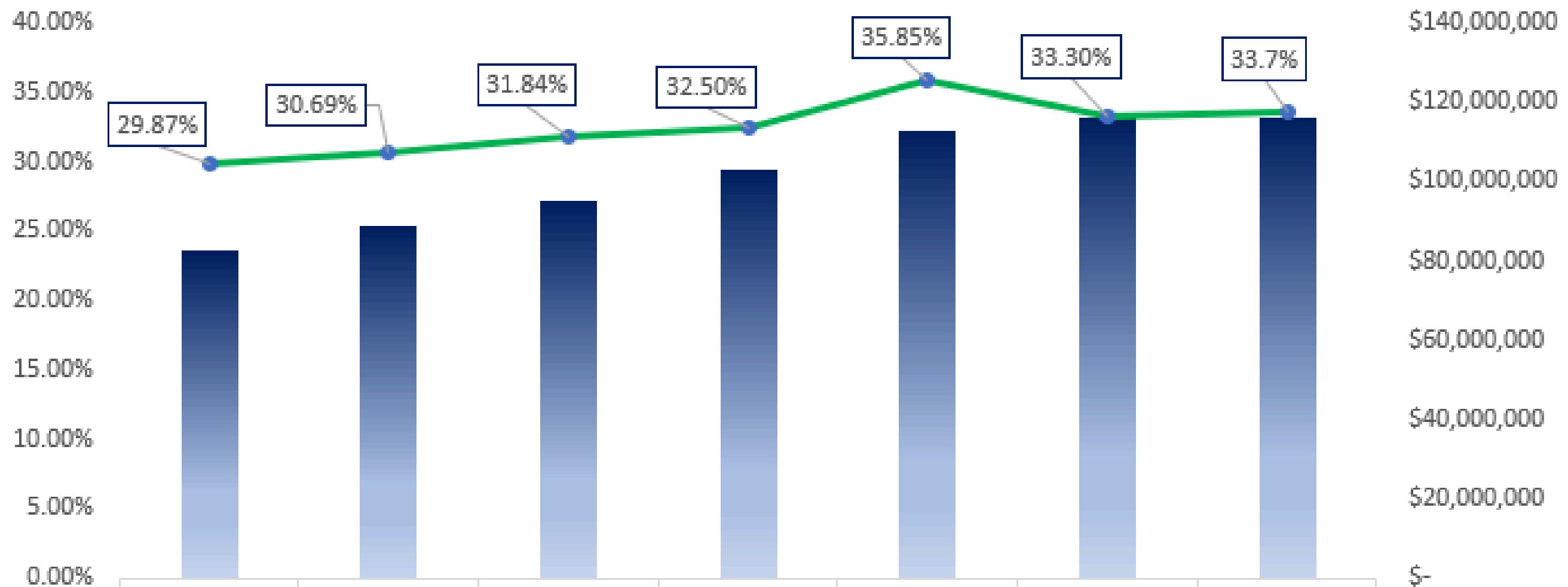
Projected Revenues over/(under) Expenditures

Budget 2023-2024	No Raise Projected 2024-2025	2% Raise Projected 2024-2025	3% Raise Projected 2024-2025
\$ 203,934,261	\$ 180,551,362	\$ 180,551,362	\$ 180,551,362
157,316,443	189,916,261	190,097,227	190,206,360
4,200,000	3,000,000	3,000,000	3,000,000
\$ 365,450,704	\$ 373,467,623	\$ 373,648,589	\$ 373,757,722
\$ 314,353,939	\$ 320,312,655	\$ 326,404,360	\$ 329,559,735
2,087,210	1,957,940	1,957,940	1,957,940
52,271,079	57,070,386	57,070,386	57,070,386
\$ 368,712,228	\$ 379,340,981	\$ 385,432,686	\$ 388,588,061
\$ (3,261,524)	\$ (5,873,358)	\$ (11,784,097)	\$ (14,830,339)
3,261,524	873,358	6,700,000	6,700,000
	5,000,000	5,000,000	5,000,000
\$ -	\$ -	\$ (84,097)	\$ (3,130,339)


GENERAL FUND BALANCE




PERCENTAGE OF EXPENDITURES



	2017	2018	2019	2020	2021	2022	2023
General Fund Balance	\$82,698,652	\$89,055,063	\$94,948,728	\$103,200,817	\$112,635,427	\$116,182,732	\$116,480,532
% of Expenditures	29.87%	30.69%	31.84%	32.50%	35.85%	33.30%	33.7%



Adopt Budget
June 25, 2024 Board Meeting



Adopt Tax Rate
August 27 , 2024 Board Meeting



QUESTIONS





MISD

*thank
you*





TITLE: Human Resources Report

DATE: May 14, 2024

ACTION

BACKGROUND:

Human Resource Report contains certified/contractual new hires and promotions for the current school year as required by Board Policy DC (local).

CONSIDERATIONS:

- Approve the hiring of new contractual personnel, approve promotions of current certified/contractual personnel.
- Do not approve the hiring of new contractual personnel, do not approve promotions of current certified/contractual personnel.

RECOMMENDATION:

The Superintendent recommends approval of selected certified/contractual personnel and promotions.

If Board agrees, the motion would be:

“Approve new contractual personnel and approve promotions, as presented.”

DATE: May 14, 2024
TO: Dr. Kimberley Cantu
Superintendent
FROM: Dr. Jennifer Stoecker
Associate Superintendent of Human Resource Services
RE: **NEW HIRES/TRANSFERS FOR BOARD APPROVAL**

**NEW-HIRES/
TRANSFERS:**

NAME: Hopson, Hillary
ASSIGNMENT: Coordinator – Web Services/Communications
EXPERIENCE: 7 Years
DEGREE: Master’s/Texas Tech University
START DATE: TBD

NAME: Kagaso, Mariam
ASSIGNMENT: Principal/Cross Timbers IS
EXPERIENCE: 12 Years
DEGREE: Master’s/Lamar University
START DATE: July 8, 2024

NAME: Neal, Nastassia
ASSIGNMENT: Principal/Timberview HS
EXPERIENCE: 14 Years
DEGREE: Doctorate/Texas Wesleyan University
START DATE: July 8, 2024

NAME: Williams, Jasmine
ASSIGNMENT: Coordinator – Quest Program/Communications
EXPERIENCE: 6 Years
DEGREE: Master’s/Lamar University
START DATE: TBD

A RESOLUTION CANVASSING THE RETURNS AND DECLARING THE RESULTS OF A BOND ELECTION; AND RESOLVING OTHER MATTERS IN CONNECTION THEREWITH

WHEREAS, on January 26, 2024, the Board of Trustees (the *Board*) of the Mansfield Independent School District (the *District*) ordered an election to be held on May 4, 2024 for the purpose of determining whether the resident, qualified voters of the District would authorize the issuance of general obligation bonds by the District; and

WHEREAS, it is hereby found and determined that notice of the election was duly given in the form, manner and time required by law, and said election was in all respects legally held and conducted in accordance with applicable laws of the State of Texas and the proceedings calling and governing the holding of such election; and

WHEREAS, the Board hereby canvasses the returns of this election, at which there were submitted to all resident, qualified voters of the District for their action thereupon, the following propositions:

PROPOSITION A

“Shall the Board of Trustees of the Mansfield Independent School District be authorized to issue and sell bonds of the District in the principal amount of \$584,500,000 for the purposes of acquiring, constructing, renovating, improving and equipping school facilities in the District (including District-wide safety and security equipment and upgrades), any necessary or related removal of existing facilities, and the purchase of new school buses, such bonds to mature serially or otherwise (not more than 40 years from their date of issuance) in accordance with law; any issue or series of such bonds to bear interest per annum at such rate or rates (fixed, floating, variable, or otherwise) as may be determined within the discretion of the Board of Trustees, provided that such rate or rates of interest shall not exceed the maximum rate per annum authorized by law at the time of the issuance of any issue or series of such bonds; and shall the Board of Trustees of the District be authorized to levy and pledge, and cause to be assessed and collected, annual ad valorem taxes on all taxable property in the District sufficient, without limit as to rate or amount, to pay the principal of and interest on the bonds and the cost of any credit agreements executed in connection with the bonds?”

PROPOSITION B

“Shall the Board of Trustees of the Mansfield Independent School District be authorized to issue and sell bonds of the District in the principal amount of \$4,000,000 for the purposes of acquiring, improving and updating instructional technology equipment and technology infrastructure, such bonds to mature serially or otherwise (not more than 10 years from their date of issuance) in accordance with law; any issue or series of such bonds to bear interest per annum at such rate

or rates (fixed, floating, variable, or otherwise) as may be determined within the discretion of the Board of Trustees, provided that such rate or rates of interest shall not exceed the maximum rate per annum authorized by law at the time of the issuance of any issue or series of such bonds; and shall the Board of Trustees of the District be authorized to levy and pledge, and cause to be assessed and collected, annual ad valorem taxes on all taxable property in the District sufficient, without limit as to rate or amount, to pay the principal of and interest on the bonds and the cost of any credit agreements executed in connection with the bonds?"

PROPOSITION C

"Shall the Board of Trustees of the Mansfield Independent School District be authorized to issue and sell bonds of the District in the principal amount of \$50,500,000 for the purposes of renovating, improving, upgrading, updating, and equipping existing District and campus stadium facilities, such bonds to mature serially or otherwise (not more than 40 years from their date of issuance) in accordance with law; any issue or series of such bonds to bear interest per annum at such rate or rates (fixed, floating, variable, or otherwise) as may be determined within the discretion of the Board of Trustees, provided that such rate or rates of interest shall not exceed the maximum rate per annum authorized by law at the time of the issuance of any issue or series of such bonds; and shall the Board of Trustees of the District be authorized to levy and pledge, and cause to be assessed and collected, annual ad valorem taxes on all taxable property in the District sufficient, without limit as to rate or amount, to pay the principal of and interest on the bonds and the cost of any credit agreements executed in connection with the bonds?"

PROPOSITION D

"Shall the Board of Trustees of the Mansfield Independent School District be authorized to issue and sell bonds of the District in the principal amount of \$85,000,000 for the purposes of acquiring, constructing, renovating, equipping and improving multipurpose fine arts spaces and Phase 2 of the existing multipurpose athletic complexes at each high school, such bonds to mature serially or otherwise (not more than 40 years from their date of issuance) in accordance with law; any issue or series of such bonds to bear interest per annum at such rate or rates (fixed, floating, variable, or otherwise) as may be determined within the discretion of the Board of Trustees, provided that such rate or rates of interest shall not exceed the maximum rate per annum authorized by law at the time of the issuance of any issue or series of such bonds; and shall the Board of Trustees of the District be authorized to levy and pledge, and cause to be assessed and collected, annual ad valorem taxes on all taxable property in the District sufficient, without limit as to rate or amount, to pay the principal of and interest on the bonds and the cost of any credit agreements executed in connection with the bonds?"

PROPOSITION E

“Shall the Board of Trustees of the Mansfield Independent School District be authorized to issue and sell bonds of the District in the principal amount of \$53,000,000 for the purposes of acquiring, constructing, renovating, equipping and improving Phase 3 of the multipurpose athletic complexes at each high school, such bonds to mature serially or otherwise (not more than 40 years from their date of issuance) in accordance with law; any issue or series of such bonds to bear interest per annum at such rate or rates (fixed, floating, variable, or otherwise) as may be determined within the discretion of the Board of Trustees, provided that such rate or rates of interest shall not exceed the maximum rate per annum authorized by law at the time of the issuance of any issue or series of such bonds; and shall the Board of Trustees of the District be authorized to levy and pledge, and cause to be assessed and collected, annual ad valorem taxes on all taxable property in the District sufficient, without limit as to rate or amount, to pay the principal of and interest on the bonds and the cost of any credit agreements executed in connection with the bonds?”

and

WHEREAS, the Board has diligently inquired into the poll lists and the official election returns which were duly and lawfully made to the Board by the judges and clerks holding and conducting such election; the poll lists and the official election returns showing separately the votes cast in the election; and

WHEREAS, from these returns, this Board hereby finds that the following votes were cast in the election by voters who were resident, qualified voters of the District:

PROPOSITION A

“THE ISSUANCE OF \$584,500,000 OF BONDS BY THE MANSFIELD INDEPENDENT SCHOOL DISTRICT FOR ACQUIRING, CONSTRUCTING, RENOVATING, IMPROVING AND EQUIPPING SCHOOL FACILITIES IN THE DISTRICT (INCLUDING DISTRICT-WIDE SAFETY AND SECURITY EQUIPMENT AND UPGRADES) AND THE PURCHASE OF NEW SCHOOL BUSES AND THE IMPOSITION OF A TAX SUFFICIENT TO PAY THE PRINCIPAL OF AND INTEREST ON THE BONDS AND THE COST OF ANY CREDIT AGREEMENTS. THIS IS A PROPERTY TAX INCREASE.”

Tarrant County		
	<u>For</u>	<u>Against</u>
Early Votes	3,667	3,035
Mail Votes	242	310
Election Day Votes	1,480	1,325
TOTAL	5,389	2,805

Johnson County		
	<u>For</u>	<u>Against</u>
Early Votes	347	159
Mail Votes	16	13
Election Day Votes	86	55
TOTAL	449	227

PROPOSITION B

“THE ISSUANCE OF \$4,000,000 OF BONDS BY THE MANSFIELD INDEPENDENT SCHOOL DISTRICT FOR INSTRUCTIONAL TECHNOLOGY EQUIPMENT AND TECHNOLOGY INFRASTRUCTURE AND THE IMPOSITION OF A TAX SUFFICIENT TO PAY THE PRINCIPAL OF AND INTEREST ON THE BONDS AND THE COST OF ANY CREDIT AGREEMENTS. THIS IS A PROPERTY TAX INCREASE.”

Tarrant County		
	<u>For</u>	<u>Against</u>
Early Votes	3,555	3,121
Mail Votes	234	319
Election Day Votes	1,433	1,365
TOTAL	5,222	4,805

Johnson County		
	<u>For</u>	<u>Against</u>
Early Votes	332	173
Mail Votes	16	13
Election Day Votes	92	48
TOTAL	440	234

PROPOSITION C

“THE ISSUANCE OF \$50,500,000 OF BONDS BY THE MANSFIELD INDEPENDENT SCHOOL DISTRICT FOR RENOVATING, IMPROVING AND EQUIPPING EXISTING DISTRICT AND CAMPUS STADIUM FACILITIES AND THE IMPOSITION OF A TAX SUFFICIENT TO PAY THE PRINCIPAL OF AND INTEREST ON THE BONDS AND THE COST OF ANY CREDIT AGREEMENTS. THIS IS A PROPERTY TAX INCREASE.”

Tarrant County		
	<u>For</u>	<u>Against</u>
Early Votes	2,969	3,701
Mail Votes	190	363
Election Day Votes	1,208	1,587
TOTAL	4,367	5,651

Johnson County		
	<u>For</u>	<u>Against</u>
Early Votes	283	217
Mail Votes	14	16
Election Day Votes	75	65
TOTAL	372	298

PROPOSITION D

“THE ISSUANCE OF \$85,000,000 OF BONDS BY THE MANSFIELD INDEPENDENT SCHOOL DISTRICT FOR ACQUIRING, CONSTRUCTING, RENOVATING, EQUIPPING AND IMPROVING MULTIPURPOSE FINE ARTS SPACES AND PHASE 2 OF THE EXISTING MULTIPURPOSE ATHLETIC COMPLEXES AT EACH HIGH SCHOOL AND THE IMPOSITION OF A TAX SUFFICIENT TO PAY THE PRINCIPAL OF AND INTEREST ON THE BONDS AND THE COST OF ANY CREDIT AGREEMENTS. THIS IS A PROPERTY TAX INCREASE.”

Tarrant County		
	<u>For</u>	<u>Against</u>
Early Votes	3,224	3,457
Mail Votes	190	355
Election Day Votes	1,316	1,477
TOTAL	4,730	5,289

Johnson County		
	<u>For</u>	<u>Against</u>
Early Votes	300	202
Mail Votes	14	15
Election Day Votes	78	62
TOTAL	392	279

PROPOSITION E

“THE ISSUANCE OF \$53,000,000 OF BONDS BY THE MANSFIELD INDEPENDENT SCHOOL DISTRICT FOR ACQUIRING, CONSTRUCTING, RENOVATING, EQUIPPING AND IMPROVING PHASE 3 OF THE MULTIPURPOSE ATHLETIC COMPLEXES AT EACH HIGH SCHOOL AND THE IMPOSITION OF A TAX SUFFICIENT TO PAY THE PRINCIPAL OF AND INTEREST ON THE BONDS AND THE COST OF ANY CREDIT AGREEMENTS. THIS IS A PROPERTY TAX INCREASE.”

Tarrant County		
	<u>For</u>	<u>Against</u>
Early Votes	2,902	3,755
Mail Votes	179	363
Election Day Votes	1,183	1,600
TOTAL	4,264	5,718

Johnson County		
	<u>For</u>	<u>Against</u>
Early Votes	284	216
Mail Votes	12	18
Election Day Votes	73	67
TOTAL	369	301

NOW, THEREFORE,

IT IS ACCORDINGLY FOUND, DECLARED, AND DELIVERED BY
THE BOARD OF TRUSTEES OF
THE MANSFIELD INDEPENDENT SCHOOL DISTRICT THAT:

SECTION 1: The Board officially finds, determines, and declares that the election was duly and properly ordered, that proper legal notice of such election was duly given in the English language, Vietnamese language and the Spanish language, that proper election officers were duly appointed prior to the election, that the election was duly and legally held, that all resident, qualified voters of the District were permitted to vote at the election, that due returns of the results of the election had been made and delivered, and that the Board has duly canvassed such returns, all in accordance with the laws of the State of Texas and of the United States of America, and the order calling the election.

SECTION 2: A MAJORITY of the resident, qualified voters of the Mansfield Independent School District voting in such election, having voted FOR the authorization and

issuance of bonds \$584,500,000 and the levy and pledge of the tax in payment thereof as provided in Proposition A, the Board hereby finds and determines that Proposition A carried at the election, that the election was duly called, that proper notice was given, and that the election was held in all aspects in conformity with the law, and that the Board is hereby accordingly authorized to issue the bonds and to levy the tax in accordance with the authority granted in the Proposition and with law.

SECTION 3: A MAJORITY of the resident, qualified voters of the Mansfield Independent School District voting in such election, having voted FOR the authorization and issuance of bonds \$4,000,000 and the levy and pledge of the tax in payment thereof as provided in Proposition B, the Board hereby finds and determines that Proposition B carried at the election, that the election was duly called, that proper notice was given, and that the election was held in all aspects in conformity with the law, and that the Board is hereby accordingly authorized to issue the bonds and to levy the tax in accordance with the authority granted in the Proposition and with law.

SECTION 4: A MAJORITY of the resident, qualified voters of the Mansfield Independent School District voting in such election, having voted AGAINST the authorization and issuance of bonds \$50,500,000 and the levy and pledge of the tax in payment thereof as provided in Proposition C, the Board hereby finds and determines that Proposition C failed at the election, that the election was duly called, that proper notice was given, and that the election was held in all aspects in conformity with the law.

SECTION 5: A MAJORITY of the resident, qualified voters of the Mansfield Independent School District voting in such election, having voted AGAINST the authorization and issuance of bonds \$85,000,000 and the levy and pledge of the tax in payment thereof as provided in Proposition D, the Board hereby finds and determines that Proposition D failed at the election, that the election was duly called, that proper notice was given, and that the election was held in all aspects in conformity with the law.

SECTION 6: A MAJORITY of the resident, qualified voters of the Mansfield Independent School District voting in such election, having voted AGAINST the authorization and issuance of bonds \$53,000,000 and the levy and pledge of the tax in payment thereof as provided in Proposition E, the Board hereby finds and determines that Proposition E failed at the election, that the election was duly called, that proper notice was given, and that the election was held in all aspects in conformity with the law.

SECTION 7: The recitals contained in the preamble hereof are hereby found to be true, and such recitals are hereby made a part of this Resolution for all purposes and are adopted as a part of the judgment and findings of the Board.

SECTION 8: All orders and resolutions, or parts thereof, which are in conflict or inconsistent with any provision of this Resolution are hereby repealed to the extent of such conflict, and the provisions of this Resolution shall be and remain controlling as to the matters resolved herein.

SECTION 9: This Resolution shall be construed and enforced in accordance with the laws of the State of Texas and the United States of America.

SECTION 10: If any provision of this Resolution or the application thereof to any person or circumstance shall be held to be invalid, the remainder of this Resolution and the application of such provision to other persons and circumstances shall nevertheless be valid, and the Board hereby declares that this Resolution would have been enacted without such invalid provision.

SECTION 11: It is officially found, determined, and declared that the meeting at which this Resolution is adopted was open to the public and public notice of the time, place, and subject matter of the public business to be considered at such meeting, including this Resolution, was given, all as required by Chapter 551, as amended, Texas Government Code.

SECTION 12: This Resolution shall be in force and effect from and after its final passage and it is so resolved.

* * * *

PASSED, ADOPTED, AND APPROVED on May 14th, 2024, the date of the canvassing meeting.

MANSFIELD INDEPENDENT SCHOOL
DISTRICT

President, Board of Trustees

ATTEST:

Secretary, Board of Trustees

(DISTRICT SEAL)

UNOFFICIAL TABULATION
MANSFIELD INDEPENDENT SCHOOL DISTRICT
GENERAL AND SPECIAL ELECTION
May 4, 2024

RACE/CANDIDATE	Tarrant County				Johnson County				TOTAL	
	Absentee	Early Voting	Election Day	Subtotal	Absentee	Early Voting	Election Day	Subtotal	VOTES	%
Board Trustee, Place 1										
Michelle Newsom	375	3,766	1,638	5,779	16	220	62	298	6,077	59.56%
Matthew Herzberg	133	2,628	1,027	3788	10	258	71	339	4,127	40.44%
TOTAL	508	6,394	2,665	9,567	26	478	133	637	10,204	

RACE/CANDIDATE	Tarrant County				Johnson County				TOTAL	
	Absentee	Early Voting	Election Day	Subtotal	Absentee	Early Voting	Election Day	Subtotal	VOTES	%
Board Trustee, Place 2										
Jandel Crutchfield	298	4,026	1,517	5,841	22	387	98	507	6,348	63.28%
Angel Hidalgo	199	2,275	1,081	3,555	6	90	33	129	3,684	36.72%
TOTAL	497	6,301	2,598	9,396	28	477	131	636	10,032	

Proposition A

The issuance of \$584,500,000 of bonds by the Mansfield Independent School District for acquiring, constructing, renovating, improving and equipping school facilities in the district (including district-wide safety and security equipment and upgrades) and the purchase of new school buses and the imposition of a tax sufficient to pay the principal of and interest on the bonds and the cost of any credit agreements. This is a property tax increase.

VOTING OPTIONS	Tarrant County				Johnson County				TOTAL	
	Absentee	Early Voting	Election Day	Subtotal	Absentee	Early Voting	Election Day	Subtotal	VOTES	%
For	242	3,667	1,480	5,389	16	347	86	449	5,838	54.38%
Against	310	3,035	1,325	4,670	13	159	55	227	4,897	45.62%
TOTAL	552	6,702	2,805	10,059	29	506	141	676	10,735	

Proposition B

The issuance of \$4,000,000 of bonds by the Mansfield Independent School District for instructional technology equipment and technology infrastructure and the imposition of a tax sufficient to pay the principal of and interest on the bonds and the cost of any credit agreements. This is a property tax increase.

VOTING OPTIONS	Tarrant County				Johnson County				TOTAL	
	Absentee	Early Voting	Election Day	Subtotal	Absentee	Early Voting	Election Day	Subtotal	VOTES	%
For	234	3,555	1,433	5,222	16	332	92	440	5,662	52.91%
Against	319	3,121	1,365	4,805	13	173	48	234	5,039	47.09%
TOTAL	553	6,676	2,798	10,027	29	505	140	674	10,701	

Proposition C

The issuance of \$50,500,000 of bonds by the Mansfield Independent School District for renovating, improving and equipping existing district and campus stadium facilities and the imposition of a tax sufficient to pay the principal of and interest on the bonds and the cost of any credit agreements. This is a property tax increase.

VOTING OPTIONS	Tarrant County				Johnson County				TOTAL	
	Absentee	Early Voting	Election Day	Subtotal	Absentee	Early Voting	Election Day	Subtotal	VOTES	%

For	190	2,969	1,208	4,367	14	283	75	372	4,739	44.34%
Against	363	3,701	1,587	5,651	16	217	65	298	5,949	55.66%
TOTAL	553	6,670	2,795	10,018	30	500	140	670	10,688	

Proposition D

The issuance of \$85,000,000 of bonds by the Mansfield Independent School District for acquiring, constructing, renovating, equipping and improving multipurpose fine arts spaces and phase 2 of the existing multipurpose athletic complexes at each high school and the imposition of a tax sufficient to pay the principal of and interest on the bonds and the cost of any credit agreements. This is a property tax increase.

VOTING OPTIONS	Tarrant County				Johnson County				TOTAL	
	Absentee	Early Voting	Election Day	Subtotal	Absentee	Early Voting	Election Day	Subtotal	VOTES	%
For	190	3,224	1,316	4,730	14	300	78	392	5,122	47.91%
Against	355	3,457	1,477	5,289	15	202	62	279	5,568	52.09%
TOTAL	545	6,681	2,793	10,019	29	502	140	671	10,690	

Proposition E

The issuance of \$53,000,000 of bonds by the Mansfield Independent School District for acquiring, constructing, renovating, equipping and improving phase 3 of the multipurpose athletic complexes at each high school and the imposition of a tax sufficient to pay the principal of and interest on the bonds and the cost of any credit agreements. This is a property tax increase.

VOTING OPTIONS	Tarrant County				Johnson County				TOTAL	
	Absentee	Early Voting	Election Day	Subtotal	Absentee	Early Voting	Election Day	Subtotal	VOTES	%
For	179	2,902	1,183	4,264	12	284	73	369	4,633	43.49%
Against	363	3,755	1,600	5,718	18	216	67	301	6,019	56.51%
TOTAL	542	6,657	2,783	9,982	30	500	140	670	10,652	

UNOFFICIAL TABULATION

MANSFIELD INDEPENDENT SCHOOL DISTRICT

GENERAL AND SPECIAL ELECTION

May 4, 2024

RACE/CANDIDATE	Johnson County				TOTAL	
	Absentee	Early Voting	Election Day	Subtotal	VOTES	%
Board Trustee, Place 1						
Michelle Newsom	16	220	62	298	298	46.78%
Matthew Herzberg	10	258	71	339	339	53.22%
TOTAL	26	478	133	637	637	

RACE/CANDIDATE	Johnson County				TOTAL	
	Absentee	Early Voting	Election Day	Subtotal	VOTES	%
Board Trustee, Place 2						
Jandel Crutchfield	22	387	98	507	507	79.72%
Angel Hidalgo	6	90	33	129	129	20.28%
TOTAL	28	477	131	636	636	

Proposition A

The issuance of \$584,500,000 of bonds by the Mansfield Independent School District for acquiring, constructing, renovating, improving and equipping school facilities in the district (including district-wide safety and security equipment and upgrades) and the purchase of

VOTING OPTIONS	Johnson County				TOTAL	
	Absentee	Early Voting	Election Day	Subtotal	VOTES	%
For	16	347	86	449	449	66.42%
Against	13	159	55	227	227	33.58%
TOTAL	29	506	141	676	676	

Proposition B

The issuance of \$4,000,000 of bonds by the Mansfield Independent School District for instructional technology equipment and technology infrastructure and the imposition of a tax sufficient to pay the principal of and interest on the bonds and the cost of any credit

VOTING OPTIONS	Johnson County				TOTAL	
	Absentee	Early Voting	Election Day	Subtotal	VOTES	%

For	16	332	92	440	440	65.28%
Against	13	173	48	234	234	34.72%
TOTAL	29	505	140	674	674	

Proposition C

The issuance of \$50,500,000 of bonds by the Mansfield Independent School District for renovating, improving and equipping existing district and campus stadium facilities and the

VOTING OPTIONS	Johnson County				TOTAL	
	Absentee	Early Voting	Election Day	Subtotal	VOTES	%
For	14	283	75	372	372	55.52%
Against	16	217	65	298	298	44.48%
TOTAL	30	500	140	670	670	

Proposition D

The issuance of \$85,000,000 of bonds by the Mansfield Independent School District for acquiring, constructing, renovating, equipping and improving multipurpose fine arts spaces

VOTING OPTIONS	Johnson County				TOTAL	
	Absentee	Early Voting	Election Day	Subtotal	VOTES	%
For	14	300	78	392	392	58.42%
Against	15	202	62	279	279	41.58%
TOTAL	29	502	140	671	671	

Proposition E

The issuance of \$53,000,000 of bonds by the Mansfield Independent School District for acquiring, constructing, renovating, equipping and improving phase 3 of the multipurpose

VOTING OPTIONS	Johnson County				TOTAL	
	Absentee	Early Voting	Election Day	Subtotal	VOTES	%
For	12	284	73	369	369	55.07%
Against	18	216	67	301	301	44.93%
TOTAL	30	500	140	670	670	

Mansfield ISD Cumulative Report

EN24 Joint Elections

Run Time 11:16 AM

Run Date 05/13/2024

Tarrant County

Joint General and Special Elections

5/4/2024

Page 1

Official Results

Registered Voters

10172 of 109319 = 9.30%

Mansfield Independent School District Trustee, Place 1

Choice	Party	Absentee Voting		Early Voting		Election Day Voting		Total	
Michelle Newsom		375	73.82%	3,766	58.90%	1,638	61.46%	5,779	60.41%
Matthew Herzberg		133	26.18%	2,628	41.10%	1,027	38.54%	3,788	39.59%
Cast Votes:		508	100.00%	6,394	100.00%	2,665	100.00%	9,567	100.00%
Undervotes:		53		382		170		605	
Overvotes:		0		0		0		0	

Mansfield Independent School District Trustee, Place 2

Choice	Party	Absentee Voting		Early Voting		Election Day Voting		Total	
Jandel Crutchfield		298	59.96%	4,026	63.89%	1,517	58.39%	5,841	62.16%
Angel Hidalgo		199	40.04%	2,275	36.11%	1,081	41.61%	3,555	37.84%
Cast Votes:		497	100.00%	6,301	100.00%	2,598	100.00%	9,396	100.00%
Undervotes:		60		475		237		772	
Overvotes:		4		0		0		4	

Mansfield Independent School District Proposition A

Choice	Party	Absentee Voting		Early Voting		Election Day Voting		Total	
For		242	43.84%	3,667	54.72%	1,480	52.76%	5,389	53.57%
Against		310	56.16%	3,035	45.28%	1,325	47.24%	4,670	46.43%
Cast Votes:		552	100.00%	6,702	100.00%	2,805	100.00%	10,059	100.00%
Undervotes:		9		74		30		113	
Overvotes:		0		0		0		0	

Mansfield Independent School District Proposition B

Choice	Party	Absentee Voting		Early Voting		Election Day Voting		Total	
For		234	42.31%	3,555	53.25%	1,433	51.22%	5,222	52.08%
Against		319	57.69%	3,121	46.75%	1,365	48.78%	4,805	47.92%
Cast Votes:		553	100.00%	6,676	100.00%	2,798	100.00%	10,027	100.00%
Undervotes:		7		100		37		144	
Overvotes:		1		0		0		1	

Mansfield ISD Cumulative Report

EN24 Joint Elections

Run Time 11:16 AM

Run Date 05/13/2024

Tarrant County

Joint General and Special Elections

5/4/2024

Page 2

Official Results

Registered Voters

10172 of 109319 = 9.30%

Mansfield Independent School District Proposition C

Choice	Party	Absentee Voting		Early Voting		Election Day Voting		Total	
For		190	34.36%	2,969	44.51%	1,208	43.22%	4,367	43.59%
Against		363	65.64%	3,701	55.49%	1,587	56.78%	5,651	56.41%
	Cast Votes:	553	100.00%	6,670	100.00%	2,795	100.00%	10,018	100.00%
	Undervotes:	7		106		40		153	
	Overvotes:	1		0		0		1	

Mansfield Independent School District Proposition D

Choice	Party	Absentee Voting		Early Voting		Election Day Voting		Total	
For		190	34.86%	3,224	48.26%	1,316	47.12%	4,730	47.21%
Against		355	65.14%	3,457	51.74%	1,477	52.88%	5,289	52.79%
	Cast Votes:	545	100.00%	6,681	100.00%	2,793	100.00%	10,019	100.00%
	Undervotes:	16		95		42		153	
	Overvotes:	0		0		0		0	

Mansfield Independent School District Proposition E

Choice	Party	Absentee Voting		Early Voting		Election Day Voting		Total	
For		179	33.03%	2,902	43.59%	1,183	42.51%	4,264	42.72%
Against		363	66.97%	3,755	56.41%	1,600	57.49%	5,718	57.28%
	Cast Votes:	542	100.00%	6,657	100.00%	2,783	100.00%	9,982	100.00%
	Undervotes:	19		119		52		190	
	Overvotes:	0		0		0		0	

*** End of report ***

Mansfield ISD Precinct Report

EN24 Joint Elections

Run Time 11:47 AM

Run Date 05/13/2024

Tarrant County

Joint General and Special Elections

5/4/2024

Page 1

Official Results

Registered Voters

10172 of 109319 = 9.30%

1034

293 of 3,417 registered voters = 8.57%

Mansfield Independent School District Trustee, Place 1

Choice	Party	Absentee Voting		Early Voting		Election Day Voting		Total	
Michelle Newsom		9	69.23%	121	67.60%	65	74.71%	195	69.89%
Matthew Herzberg		4	30.77%	58	32.40%	22	25.29%	84	30.11%
Cast Votes:		13	100.00%	179	100.00%	87	100.00%	279	100.00%
Undervotes:		0		9		5		14	
Overvotes:		0		0		0		0	

Mansfield Independent School District Trustee, Place 2

Choice	Party	Absentee Voting		Early Voting		Election Day Voting		Total	
Jandel Crutchfield		8	61.54%	99	55.93%	33	38.37%	140	50.72%
Angel Hidalgo		5	38.46%	78	44.07%	53	61.63%	136	49.28%
Cast Votes:		13	100.00%	177	100.00%	86	100.00%	276	100.00%
Undervotes:		0		11		6		17	
Overvotes:		0		0		0		0	

Mansfield Independent School District Proposition A

Choice	Party	Absentee Voting		Early Voting		Election Day Voting		Total	
For		2	15.38%	96	51.61%	39	42.39%	137	47.08%
Against		11	84.62%	90	48.39%	53	57.61%	154	52.92%
Cast Votes:		13	100.00%	186	100.00%	92	100.00%	291	100.00%
Undervotes:		0		2		0		2	
Overvotes:		0		0		0		0	

Mansfield Independent School District Proposition B

Choice	Party	Absentee Voting		Early Voting		Election Day Voting		Total	
For		2	15.38%	95	51.35%	39	42.39%	136	46.90%
Against		11	84.62%	90	48.65%	53	57.61%	154	53.10%
Cast Votes:		13	100.00%	185	100.00%	92	100.00%	290	100.00%
Undervotes:		0		3		0		3	
Overvotes:		0		0		0		0	

1034

293 of 3,417 registered voters = 8.57%

Mansfield Independent School District Proposition C

Choice	Party	Absentee Voting		Early Voting		Election Day Voting		Total	
For		1	7.69%	82	44.32%	35	38.46%	118	40.83%
Against		12	92.31%	103	55.68%	56	61.54%	171	59.17%
Cast Votes:		13	100.00%	185	100.00%	91	100.00%	289	100.00%
Undervotes:		0		3		1		4	
Overvotes:		0		0		0		0	

Mansfield Independent School District Proposition D

Choice	Party	Absentee Voting		Early Voting		Election Day Voting		Total	
For		0	0.00%	84	45.65%	37	40.22%	121	42.16%
Against		11	100.00%	100	54.35%	55	59.78%	166	57.84%
Cast Votes:		11	100.00%	184	100.00%	92	100.00%	287	100.00%
Undervotes:		2		4		0		6	
Overvotes:		0		0		0		0	

Mansfield Independent School District Proposition E

Choice	Party	Absentee Voting		Early Voting		Election Day Voting		Total	
For		0	0.00%	83	45.11%	35	38.04%	118	41.11%
Against		11	100.00%	101	54.89%	57	61.96%	169	58.89%
Cast Votes:		11	100.00%	184	100.00%	92	100.00%	287	100.00%
Undervotes:		2		4		0		6	
Overvotes:		0		0		0		0	

Mansfield ISD Precinct Report

EN24 Joint Elections

Run Time 11:47 AM

Run Date 05/13/2024

Tarrant County

Joint General and Special Elections

5/4/2024

Page 3

Official Results

Registered Voters

10172 of 109319 = 9.30%

1352

0 of 0 registered voters = 0.00%

Mansfield Independent School District Trustee, Place 1

Choice	Party	Absentee Voting		Early Voting		Election Day Voting		Total	
Michelle Newsom		0	0.00%	0	0.00%	0	0.00%	0	0.00%
Matthew Herzberg		0	0.00%	0	0.00%	0	0.00%	0	0.00%
Cast Votes:		0	0.00%	0	0.00%	0	0.00%	0	0.00%
Undervotes:		0		0		0		0	
Overvotes:		0		0		0		0	

Mansfield Independent School District Trustee, Place 2

Choice	Party	Absentee Voting		Early Voting		Election Day Voting		Total	
Jandel Crutchfield		0	0.00%	0	0.00%	0	0.00%	0	0.00%
Angel Hidalgo		0	0.00%	0	0.00%	0	0.00%	0	0.00%
Cast Votes:		0	0.00%	0	0.00%	0	0.00%	0	0.00%
Undervotes:		0		0		0		0	
Overvotes:		0		0		0		0	

Mansfield Independent School District Proposition A

Choice	Party	Absentee Voting		Early Voting		Election Day Voting		Total	
For		0	0.00%	0	0.00%	0	0.00%	0	0.00%
Against		0	0.00%	0	0.00%	0	0.00%	0	0.00%
Cast Votes:		0	0.00%	0	0.00%	0	0.00%	0	0.00%
Undervotes:		0		0		0		0	
Overvotes:		0		0		0		0	

Mansfield Independent School District Proposition B

Choice	Party	Absentee Voting		Early Voting		Election Day Voting		Total	
For		0	0.00%	0	0.00%	0	0.00%	0	0.00%
Against		0	0.00%	0	0.00%	0	0.00%	0	0.00%
Cast Votes:		0	0.00%	0	0.00%	0	0.00%	0	0.00%
Undervotes:		0		0		0		0	
Overvotes:		0		0		0		0	

EN24 Joint Elections

Joint General and Special Elections

Registered Voters

10172 of 109319 = 9.30%

Run Time 11:47 AM

5/4/2024

Run Date 05/13/2024

Page 4

1352

0 of 0 registered voters = 0.00%

Mansfield Independent School District Proposition C

Choice	Party	Absentee Voting		Early Voting		Election Day Voting		Total	
For		0	0.00%	0	0.00%	0	0.00%	0	0.00%
Against		0	0.00%	0	0.00%	0	0.00%	0	0.00%
	Cast Votes:	0	0.00%	0	0.00%	0	0.00%	0	0.00%
	Undervotes:	0		0		0		0	
	Overvotes:	0		0		0		0	

Mansfield Independent School District Proposition D

Choice	Party	Absentee Voting		Early Voting		Election Day Voting		Total	
For		0	0.00%	0	0.00%	0	0.00%	0	0.00%
Against		0	0.00%	0	0.00%	0	0.00%	0	0.00%
	Cast Votes:	0	0.00%	0	0.00%	0	0.00%	0	0.00%
	Undervotes:	0		0		0		0	
	Overvotes:	0		0		0		0	

Mansfield Independent School District Proposition E

Choice	Party	Absentee Voting		Early Voting		Election Day Voting		Total	
For		0	0.00%	0	0.00%	0	0.00%	0	0.00%
Against		0	0.00%	0	0.00%	0	0.00%	0	0.00%
	Cast Votes:	0	0.00%	0	0.00%	0	0.00%	0	0.00%
	Undervotes:	0		0		0		0	
	Overvotes:	0		0		0		0	

Mansfield ISD Precinct Report

EN24 Joint Elections

Run Time 11:47 AM

Run Date 05/13/2024

Tarrant County

Joint General and Special Elections

5/4/2024

Page 5

Official Results

Registered Voters

10172 of 109319 = 9.30%

1504

125 of 2,154 registered voters = 5.80%

Mansfield Independent School District Trustee, Place 1

Choice	Party	Absentee Voting		Early Voting		Election Day Voting		Total	
Michelle Newsom		8	80.00%	41	68.33%	25	69.44%	74	69.81%
Matthew Herzberg		2	20.00%	19	31.67%	11	30.56%	32	30.19%
Cast Votes:		10	100.00%	60	100.00%	36	100.00%	106	100.00%
Undervotes:		2		9		8		19	
Overvotes:		0		0		0		0	

Mansfield Independent School District Trustee, Place 2

Choice	Party	Absentee Voting		Early Voting		Election Day Voting		Total	
Jandel Crutchfield		6	60.00%	30	47.62%	15	41.67%	51	46.79%
Angel Hidalgo		4	40.00%	33	52.38%	21	58.33%	58	53.21%
Cast Votes:		10	100.00%	63	100.00%	36	100.00%	109	100.00%
Undervotes:		2		6		8		16	
Overvotes:		0		0		0		0	

Mansfield Independent School District Proposition A

Choice	Party	Absentee Voting		Early Voting		Election Day Voting		Total	
For		3	25.00%	28	40.58%	5	11.63%	36	29.03%
Against		9	75.00%	41	59.42%	38	88.37%	88	70.97%
Cast Votes:		12	100.00%	69	100.00%	43	100.00%	124	100.00%
Undervotes:		0		0		1		1	
Overvotes:		0		0		0		0	

Mansfield Independent School District Proposition B

Choice	Party	Absentee Voting		Early Voting		Election Day Voting		Total	
For		1	8.33%	25	36.23%	7	15.91%	33	26.40%
Against		11	91.67%	44	63.77%	37	84.09%	92	73.60%
Cast Votes:		12	100.00%	69	100.00%	44	100.00%	125	100.00%
Undervotes:		0		0		0		0	
Overvotes:		0		0		0		0	

1504

125 of 2,154 registered voters = 5.80%

Mansfield Independent School District Proposition C

Choice	Party	Absentee Voting		Early Voting		Election Day Voting		Total	
For		0	0.00%	20	28.99%	6	13.95%	26	20.97%
Against		12	100.00%	49	71.01%	37	86.05%	98	79.03%
	Cast Votes:	12	100.00%	69	100.00%	43	100.00%	124	100.00%
	Undervotes:	0		0		1		1	
	Overvotes:	0		0		0		0	

Mansfield Independent School District Proposition D

Choice	Party	Absentee Voting		Early Voting		Election Day Voting		Total	
For		0	0.00%	22	31.88%	7	16.28%	29	23.39%
Against		12	100.00%	47	68.12%	36	83.72%	95	76.61%
	Cast Votes:	12	100.00%	69	100.00%	43	100.00%	124	100.00%
	Undervotes:	0		0		1		1	
	Overvotes:	0		0		0		0	

Mansfield Independent School District Proposition E

Choice	Party	Absentee Voting		Early Voting		Election Day Voting		Total	
For		0	0.00%	19	27.54%	7	16.28%	26	20.97%
Against		12	100.00%	50	72.46%	36	83.72%	98	79.03%
	Cast Votes:	12	100.00%	69	100.00%	43	100.00%	124	100.00%
	Undervotes:	0		0		1		1	
	Overvotes:	0		0		0		0	

2030

127 of 3,570 registered voters = 3.56%

Mansfield Independent School District Trustee, Place 1

Choice	Party	Absentee Voting		Early Voting		Election Day Voting		Total	
Michelle Newsom		13	100.00%	54	72.00%	21	72.41%	88	75.21%
Matthew Herzberg		0	0.00%	21	28.00%	8	27.59%	29	24.79%
Cast Votes:		13	100.00%	75	100.00%	29	100.00%	117	100.00%
Undervotes:		1		8		1		10	
Overvotes:		0		0		0		0	

Mansfield Independent School District Trustee, Place 2

Choice	Party	Absentee Voting		Early Voting		Election Day Voting		Total	
Jandel Crutchfield		8	57.14%	46	59.74%	20	71.43%	74	62.18%
Angel Hidalgo		6	42.86%	31	40.26%	8	28.57%	45	37.82%
Cast Votes:		14	100.00%	77	100.00%	28	100.00%	119	100.00%
Undervotes:		0		6		2		8	
Overvotes:		0		0		0		0	

Mansfield Independent School District Proposition A

Choice	Party	Absentee Voting		Early Voting		Election Day Voting		Total	
For		5	35.71%	50	60.24%	22	75.86%	77	61.11%
Against		9	64.29%	33	39.76%	7	24.14%	49	38.89%
Cast Votes:		14	100.00%	83	100.00%	29	100.00%	126	100.00%
Undervotes:		0		0		1		1	
Overvotes:		0		0		0		0	

Mansfield Independent School District Proposition B

Choice	Party	Absentee Voting		Early Voting		Election Day Voting		Total	
For		5	35.71%	42	51.22%	19	65.52%	66	52.80%
Against		9	64.29%	40	48.78%	10	34.48%	59	47.20%
Cast Votes:		14	100.00%	82	100.00%	29	100.00%	125	100.00%
Undervotes:		0		1		1		2	
Overvotes:		0		0		0		0	

Mansfield ISD Precinct Report

EN24 Joint Elections

Run Time 11:47 AM

Run Date 05/13/2024

Tarrant County

Joint General and Special Elections

5/4/2024

Page 8

Official Results

Registered Voters

10172 of 109319 = 9.30%

2030

127 of 3,570 registered voters = 3.56%

Mansfield Independent School District Proposition C

Choice	Party	Absentee Voting		Early Voting		Election Day Voting		Total	
For		5	35.71%	36	43.37%	16	55.17%	57	45.24%
Against		9	64.29%	47	56.63%	13	44.83%	69	54.76%
Cast Votes:		14	100.00%	83	100.00%	29	100.00%	126	100.00%
Undervotes:		0		0		1		1	
Overvotes:		0		0		0		0	

Mansfield Independent School District Proposition D

Choice	Party	Absentee Voting		Early Voting		Election Day Voting		Total	
For		5	35.71%	37	44.58%	19	65.52%	61	48.41%
Against		9	64.29%	46	55.42%	10	34.48%	65	51.59%
Cast Votes:		14	100.00%	83	100.00%	29	100.00%	126	100.00%
Undervotes:		0		0		1		1	
Overvotes:		0		0		0		0	

Mansfield Independent School District Proposition E

Choice	Party	Absentee Voting		Early Voting		Election Day Voting		Total	
For		4	28.57%	36	43.90%	17	58.62%	57	45.60%
Against		10	71.43%	46	56.10%	12	41.38%	68	54.40%
Cast Votes:		14	100.00%	82	100.00%	29	100.00%	125	100.00%
Undervotes:		0		1		1		2	
Overvotes:		0		0		0		0	

2031

202 of 3,387 registered voters = 5.96%

Mansfield Independent School District Trustee, Place 1

Choice	Party	Absentee Voting		Early Voting		Election Day Voting		Total	
Michelle Newsom		6	85.71%	82	70.09%	35	54.69%	123	65.43%
Matthew Herzberg		1	14.29%	35	29.91%	29	45.31%	65	34.57%
Cast Votes:		7	100.00%	117	100.00%	64	100.00%	188	100.00%
Undervotes:		0		9		5		14	
Overvotes:		0		0		0		0	

Mansfield Independent School District Trustee, Place 2

Choice	Party	Absentee Voting		Early Voting		Election Day Voting		Total	
Jandel Crutchfield		5	83.33%	78	66.67%	46	71.88%	129	68.98%
Angel Hidalgo		1	16.67%	39	33.33%	18	28.13%	58	31.02%
Cast Votes:		6	100.00%	117	100.00%	64	100.00%	187	100.00%
Undervotes:		0		9		5		14	
Overvotes:		1		0		0		1	

Mansfield Independent School District Proposition A

Choice	Party	Absentee Voting		Early Voting		Election Day Voting		Total	
For		4	57.14%	69	55.20%	38	55.07%	111	55.22%
Against		3	42.86%	56	44.80%	31	44.93%	90	44.78%
Cast Votes:		7	100.00%	125	100.00%	69	100.00%	201	100.00%
Undervotes:		0		1		0		1	
Overvotes:		0		0		0		0	

Mansfield Independent School District Proposition B

Choice	Party	Absentee Voting		Early Voting		Election Day Voting		Total	
For		3	42.86%	71	57.26%	31	44.93%	105	52.50%
Against		4	57.14%	53	42.74%	38	55.07%	95	47.50%
Cast Votes:		7	100.00%	124	100.00%	69	100.00%	200	100.00%
Undervotes:		0		2		0		2	
Overvotes:		0		0		0		0	

Mansfield ISD Precinct Report

Tarrant County

Official Results

EN24 Joint Elections

Joint General and Special Elections

Registered Voters
10172 of 109319 = 9.30%

Run Time 11:47 AM

5/4/2024

Run Date 05/13/2024

Page 10

2031

202 of 3,387 registered voters = 5.96%

Mansfield Independent School District Proposition C

Choice	Party	Absentee Voting		Early Voting		Election Day Voting		Total	
For		2	28.57%	58	47.15%	29	42.65%	89	44.95%
Against		5	71.43%	65	52.85%	39	57.35%	109	55.05%
Cast Votes:		7	100.00%	123	100.00%	68	100.00%	198	100.00%
Undervotes:		0		3		1		4	
Overvotes:		0		0		0		0	

Mansfield Independent School District Proposition D

Choice	Party	Absentee Voting		Early Voting		Election Day Voting		Total	
For		3	42.86%	60	48.78%	32	47.06%	95	47.98%
Against		4	57.14%	63	51.22%	36	52.94%	103	52.02%
Cast Votes:		7	100.00%	123	100.00%	68	100.00%	198	100.00%
Undervotes:		0		3		1		4	
Overvotes:		0		0		0		0	

Mansfield Independent School District Proposition E

Choice	Party	Absentee Voting		Early Voting		Election Day Voting		Total	
For		1	14.29%	57	46.72%	30	44.12%	88	44.67%
Against		6	85.71%	65	53.28%	38	55.88%	109	55.33%
Cast Votes:		7	100.00%	122	100.00%	68	100.00%	197	100.00%
Undervotes:		0		4		1		5	
Overvotes:		0		0		0		0	

Mansfield ISD Precinct Report

EN24 Joint Elections

Run Time 11:47 AM

Run Date 05/13/2024

Tarrant County

Joint General and Special Elections

5/4/2024

Page 11

Official Results

Registered Voters

10172 of 109319 = 9.30%

2033

150 of 2,818 registered voters = 5.32%

Mansfield Independent School District Trustee, Place 1

Choice	Party	Absentee Voting		Early Voting		Election Day Voting		Total	
Michelle Newsom		12	92.31%	70	70.71%	19	54.29%	101	68.71%
Matthew Herzberg		1	7.69%	29	29.29%	16	45.71%	46	31.29%
Cast Votes:		13	100.00%	99	100.00%	35	100.00%	147	100.00%
Undervotes:		0		0		3		3	
Overvotes:		0		0		0		0	

Mansfield Independent School District Trustee, Place 2

Choice	Party	Absentee Voting		Early Voting		Election Day Voting		Total	
Jandel Crutchfield		3	23.08%	51	52.04%	24	66.67%	78	53.06%
Angel Hidalgo		10	76.92%	47	47.96%	12	33.33%	69	46.94%
Cast Votes:		13	100.00%	98	100.00%	36	100.00%	147	100.00%
Undervotes:		0		1		2		3	
Overvotes:		0		0		0		0	

Mansfield Independent School District Proposition A

Choice	Party	Absentee Voting		Early Voting		Election Day Voting		Total	
For		9	75.00%	54	55.10%	20	52.63%	83	56.08%
Against		3	25.00%	44	44.90%	18	47.37%	65	43.92%
Cast Votes:		12	100.00%	98	100.00%	38	100.00%	148	100.00%
Undervotes:		1		1		0		2	
Overvotes:		0		0		0		0	

Mansfield Independent School District Proposition B

Choice	Party	Absentee Voting		Early Voting		Election Day Voting		Total	
For		8	61.54%	49	50.00%	19	51.35%	76	51.35%
Against		5	38.46%	49	50.00%	18	48.65%	72	48.65%
Cast Votes:		13	100.00%	98	100.00%	37	100.00%	148	100.00%
Undervotes:		0		1		1		2	
Overvotes:		0		0		0		0	

Mansfield ISD Precinct Report

Tarrant County

Official Results

EN24 Joint Elections

Joint General and Special Elections

Registered Voters
10172 of 109319 = 9.30%

Run Time 11:47 AM

5/4/2024

Run Date 05/13/2024

Page 12

2033

150 of 2,818 registered voters = 5.32%

Mansfield Independent School District Proposition C

Choice	Party	Absentee Voting		Early Voting		Election Day Voting		Total	
For		7	58.33%	43	44.33%	17	44.74%	67	45.58%
Against		5	41.67%	54	55.67%	21	55.26%	80	54.42%
Cast Votes:		12	100.00%	97	100.00%	38	100.00%	147	100.00%
Undervotes:		1		2		0		3	
Overvotes:		0		0		0		0	

Mansfield Independent School District Proposition D

Choice	Party	Absentee Voting		Early Voting		Election Day Voting		Total	
For		7	53.85%	46	47.42%	18	47.37%	71	47.97%
Against		6	46.15%	51	52.58%	20	52.63%	77	52.03%
Cast Votes:		13	100.00%	97	100.00%	38	100.00%	148	100.00%
Undervotes:		0		2		0		2	
Overvotes:		0		0		0		0	

Mansfield Independent School District Proposition E

Choice	Party	Absentee Voting		Early Voting		Election Day Voting		Total	
For		7	53.85%	39	40.21%	14	36.84%	60	40.54%
Against		6	46.15%	58	59.79%	24	63.16%	88	59.46%
Cast Votes:		13	100.00%	97	100.00%	38	100.00%	148	100.00%
Undervotes:		0		2		0		2	
Overvotes:		0		0		0		0	

Mansfield ISD Precinct Report

EN24 Joint Elections

Run Time 11:47 AM

Run Date 05/13/2024

Tarrant County

Joint General and Special Elections

5/4/2024

Page 13

Official Results

Registered Voters

10172 of 109319 = 9.30%

2221

230 of 1,868 registered voters = 12.31%

Mansfield Independent School District Trustee, Place 1

Choice	Party	Absentee Voting		Early Voting		Election Day Voting		Total	
Michelle Newsom		5	62.50%	90	63.38%	36	51.43%	131	59.55%
Matthew Herzberg		3	37.50%	52	36.62%	34	48.57%	89	40.45%
Cast Votes:		8	100.00%	142	100.00%	70	100.00%	220	100.00%
Undervotes:		0		7		3		10	
Overvotes:		0		0		0		0	

Mansfield Independent School District Trustee, Place 2

Choice	Party	Absentee Voting		Early Voting		Election Day Voting		Total	
Jandel Crutchfield		3	37.50%	85	62.04%	43	62.32%	131	61.21%
Angel Hidalgo		5	62.50%	52	37.96%	26	37.68%	83	38.79%
Cast Votes:		8	100.00%	137	100.00%	69	100.00%	214	100.00%
Undervotes:		0		12		4		16	
Overvotes:		0		0		0		0	

Mansfield Independent School District Proposition A

Choice	Party	Absentee Voting		Early Voting		Election Day Voting		Total	
For		2	25.00%	87	59.18%	32	44.44%	121	53.30%
Against		6	75.00%	60	40.82%	40	55.56%	106	46.70%
Cast Votes:		8	100.00%	147	100.00%	72	100.00%	227	100.00%
Undervotes:		0		2		1		3	
Overvotes:		0		0		0		0	

Mansfield Independent School District Proposition B

Choice	Party	Absentee Voting		Early Voting		Election Day Voting		Total	
For		3	37.50%	80	55.17%	30	41.67%	113	50.22%
Against		5	62.50%	65	44.83%	42	58.33%	112	49.78%
Cast Votes:		8	100.00%	145	100.00%	72	100.00%	225	100.00%
Undervotes:		0		4		1		5	
Overvotes:		0		0		0		0	

Mansfield ISD Precinct Report

EN24 Joint Elections

Run Time 11:47 AM

Run Date 05/13/2024

Tarrant County

Joint General and Special Elections

5/4/2024

Page 14

Official Results

Registered Voters

10172 of 109319 = 9.30%

2221

230 of 1,868 registered voters = 12.31%

Mansfield Independent School District Proposition C

Choice	Party	Absentee Voting		Early Voting		Election Day Voting		Total	
For		1	14.29%	70	47.30%	21	29.17%	92	40.53%
Against		6	85.71%	78	52.70%	51	70.83%	135	59.47%
	Cast Votes:	7	100.00%	148	100.00%	72	100.00%	227	100.00%
	Undervotes:	0		1		1		2	
	Overvotes:	1		0		0		1	

Mansfield Independent School District Proposition D

Choice	Party	Absentee Voting		Early Voting		Election Day Voting		Total	
For		2	25.00%	73	49.66%	28	38.89%	103	45.37%
Against		6	75.00%	74	50.34%	44	61.11%	124	54.63%
	Cast Votes:	8	100.00%	147	100.00%	72	100.00%	227	100.00%
	Undervotes:	0		2		1		3	
	Overvotes:	0		0		0		0	

Mansfield Independent School District Proposition E

Choice	Party	Absentee Voting		Early Voting		Election Day Voting		Total	
For		2	25.00%	68	45.95%	23	32.39%	93	40.97%
Against		6	75.00%	80	54.05%	48	67.61%	134	59.03%
	Cast Votes:	8	100.00%	148	100.00%	71	100.00%	227	100.00%
	Undervotes:	0		1		2		3	
	Overvotes:	0		0		0		0	

Mansfield ISD Precinct Report

EN24 Joint Elections

Run Time 11:47 AM

Run Date 05/13/2024

Tarrant County

Joint General and Special Elections

5/4/2024

Page 15

Official Results

Registered Voters

10172 of 109319 = 9.30%

2258

47 of 766 registered voters = 6.14%

Mansfield Independent School District Trustee, Place 1

Choice	Party	Absentee Voting		Early Voting		Election Day Voting		Total	
Michelle Newsom		3	100.00%	17	58.62%	4	36.36%	24	55.81%
Matthew Herzberg		0	0.00%	12	41.38%	7	63.64%	19	44.19%
Cast Votes:		3	100.00%	29	100.00%	11	100.00%	43	100.00%
Undervotes:		2		2		0		4	
Overvotes:		0		0		0		0	

Mansfield Independent School District Trustee, Place 2

Choice	Party	Absentee Voting		Early Voting		Election Day Voting		Total	
Jandel Crutchfield		2	66.67%	17	60.71%	6	60.00%	25	60.98%
Angel Hidalgo		1	33.33%	11	39.29%	4	40.00%	16	39.02%
Cast Votes:		3	100.00%	28	100.00%	10	100.00%	41	100.00%
Undervotes:		2		3		1		6	
Overvotes:		0		0		0		0	

Mansfield Independent School District Proposition A

Choice	Party	Absentee Voting		Early Voting		Election Day Voting		Total	
For		3	60.00%	14	45.16%	6	54.55%	23	48.94%
Against		2	40.00%	17	54.84%	5	45.45%	24	51.06%
Cast Votes:		5	100.00%	31	100.00%	11	100.00%	47	100.00%
Undervotes:		0		0		0		0	
Overvotes:		0		0		0		0	

Mansfield Independent School District Proposition B

Choice	Party	Absentee Voting		Early Voting		Election Day Voting		Total	
For		3	60.00%	16	51.61%	7	63.64%	26	55.32%
Against		2	40.00%	15	48.39%	4	36.36%	21	44.68%
Cast Votes:		5	100.00%	31	100.00%	11	100.00%	47	100.00%
Undervotes:		0		0		0		0	
Overvotes:		0		0		0		0	

Mansfield ISD Precinct Report

Tarrant County

Official Results

EN24 Joint Elections

Joint General and Special Elections

Registered Voters
10172 of 109319 = 9.30%

Run Time 11:47 AM

5/4/2024

Run Date 05/13/2024

Page 16

2258

47 of 766 registered voters = 6.14%

Mansfield Independent School District Proposition C

Choice	Party	Absentee Voting		Early Voting		Election Day Voting		Total	
For		1	20.00%	11	35.48%	2	18.18%	14	29.79%
Against		4	80.00%	20	64.52%	9	81.82%	33	70.21%
Cast Votes:		5	100.00%	31	100.00%	11	100.00%	47	100.00%
Undervotes:		0		0		0		0	
Overvotes:		0		0		0		0	

Mansfield Independent School District Proposition D

Choice	Party	Absentee Voting		Early Voting		Election Day Voting		Total	
For		1	20.00%	13	41.94%	4	36.36%	18	38.30%
Against		4	80.00%	18	58.06%	7	63.64%	29	61.70%
Cast Votes:		5	100.00%	31	100.00%	11	100.00%	47	100.00%
Undervotes:		0		0		0		0	
Overvotes:		0		0		0		0	

Mansfield Independent School District Proposition E

Choice	Party	Absentee Voting		Early Voting		Election Day Voting		Total	
For		1	20.00%	13	41.94%	2	18.18%	16	34.04%
Against		4	80.00%	18	58.06%	9	81.82%	31	65.96%
Cast Votes:		5	100.00%	31	100.00%	11	100.00%	47	100.00%
Undervotes:		0		0		0		0	
Overvotes:		0		0		0		0	

2262

68 of 669 registered voters = 10.16%

Mansfield Independent School District Trustee, Place 1

Choice	Party	Absentee Voting		Early Voting		Election Day Voting		Total	
Michelle Newsom		5	83.33%	36	87.80%	7	43.75%	48	76.19%
Matthew Herzberg		1	16.67%	5	12.20%	9	56.25%	15	23.81%
Cast Votes:		6	100.00%	41	100.00%	16	100.00%	63	100.00%
Undervotes:		0		3		2		5	
Overvotes:		0		0		0		0	

Mansfield Independent School District Trustee, Place 2

Choice	Party	Absentee Voting		Early Voting		Election Day Voting		Total	
Jandel Crutchfield		3	60.00%	6	15.38%	7	46.67%	16	27.12%
Angel Hidalgo		2	40.00%	33	84.62%	8	53.33%	43	72.88%
Cast Votes:		5	100.00%	39	100.00%	15	100.00%	59	100.00%
Undervotes:		1		5		3		9	
Overvotes:		0		0		0		0	

Mansfield Independent School District Proposition A

Choice	Party	Absentee Voting		Early Voting		Election Day Voting		Total	
For		1	16.67%	16	39.02%	6	33.33%	23	35.38%
Against		5	83.33%	25	60.98%	12	66.67%	42	64.62%
Cast Votes:		6	100.00%	41	100.00%	18	100.00%	65	100.00%
Undervotes:		0		3		0		3	
Overvotes:		0		0		0		0	

Mansfield Independent School District Proposition B

Choice	Party	Absentee Voting		Early Voting		Election Day Voting		Total	
For		0	0.00%	17	41.46%	9	50.00%	26	40.00%
Against		6	100.00%	24	58.54%	9	50.00%	39	60.00%
Cast Votes:		6	100.00%	41	100.00%	18	100.00%	65	100.00%
Undervotes:		0		3		0		3	
Overvotes:		0		0		0		0	

Mansfield ISD Precinct Report

Tarrant County

Official Results

EN24 Joint Elections

Joint General and Special Elections

Registered Voters

10172 of 109319 = 9.30%

Run Time 11:47 AM

5/4/2024

Run Date 05/13/2024

Page 18

2262

68 of 669 registered voters = 10.16%

Mansfield Independent School District Proposition C

Choice	Party	Absentee Voting		Early Voting		Election Day Voting		Total	
For		1	16.67%	15	36.59%	5	27.78%	21	32.31%
Against		5	83.33%	26	63.41%	13	72.22%	44	67.69%
Cast Votes:		6	100.00%	41	100.00%	18	100.00%	65	100.00%
Undervotes:		0		3		0		3	
Overvotes:		0		0		0		0	

Mansfield Independent School District Proposition D

Choice	Party	Absentee Voting		Early Voting		Election Day Voting		Total	
For		0	0.00%	14	34.15%	8	44.44%	22	33.85%
Against		6	100.00%	27	65.85%	10	55.56%	43	66.15%
Cast Votes:		6	100.00%	41	100.00%	18	100.00%	65	100.00%
Undervotes:		0		3		0		3	
Overvotes:		0		0		0		0	

Mansfield Independent School District Proposition E

Choice	Party	Absentee Voting		Early Voting		Election Day Voting		Total	
For		0	0.00%	20	48.78%	4	23.53%	24	37.50%
Against		6	100.00%	21	51.22%	13	76.47%	40	62.50%
Cast Votes:		6	100.00%	41	100.00%	17	100.00%	64	100.00%
Undervotes:		0		3		1		4	
Overvotes:		0		0		0		0	

Mansfield ISD Precinct Report

EN24 Joint Elections

Run Time 11:47 AM

Run Date 05/13/2024

Tarrant County

Joint General and Special Elections

5/4/2024

Page 19

Official Results

Registered Voters

10172 of 109319 = 9.30%

2299

93 of 883 registered voters = 10.53%

Mansfield Independent School District Trustee, Place 1

Choice	Party	Absentee Voting		Early Voting		Election Day Voting		Total	
Michelle Newsom		5	83.33%	36	66.67%	19	65.52%	60	67.42%
Matthew Herzberg		1	16.67%	18	33.33%	10	34.48%	29	32.58%
Cast Votes:		6	100.00%	54	100.00%	29	100.00%	89	100.00%
Undervotes:		1		3		0		4	
Overvotes:		0		0		0		0	

Mansfield Independent School District Trustee, Place 2

Choice	Party	Absentee Voting		Early Voting		Election Day Voting		Total	
Jandel Crutchfield		5	83.33%	44	78.57%	16	61.54%	65	73.86%
Angel Hidalgo		1	16.67%	12	21.43%	10	38.46%	23	26.14%
Cast Votes:		6	100.00%	56	100.00%	26	100.00%	88	100.00%
Undervotes:		1		1		3		5	
Overvotes:		0		0		0		0	

Mansfield Independent School District Proposition A

Choice	Party	Absentee Voting		Early Voting		Election Day Voting		Total	
For		2	33.33%	34	60.71%	16	59.26%	52	58.43%
Against		4	66.67%	22	39.29%	11	40.74%	37	41.57%
Cast Votes:		6	100.00%	56	100.00%	27	100.00%	89	100.00%
Undervotes:		1		1		2		4	
Overvotes:		0		0		0		0	

Mansfield Independent School District Proposition B

Choice	Party	Absentee Voting		Early Voting		Election Day Voting		Total	
For		3	42.86%	34	59.65%	15	53.57%	52	56.52%
Against		4	57.14%	23	40.35%	13	46.43%	40	43.48%
Cast Votes:		7	100.00%	57	100.00%	28	100.00%	92	100.00%
Undervotes:		0		0		1		1	
Overvotes:		0		0		0		0	

Mansfield ISD Precinct Report

Tarrant County

Official Results

EN24 Joint Elections

Joint General and Special Elections

Registered Voters

10172 of 109319 = 9.30%

Run Time 11:47 AM

5/4/2024

Run Date 05/13/2024

Page 20

2299

93 of 883 registered voters = 10.53%

Mansfield Independent School District Proposition C

Choice	Party	Absentee Voting		Early Voting		Election Day Voting		Total	
For		2	28.57%	29	50.88%	10	35.71%	41	44.57%
Against		5	71.43%	28	49.12%	18	64.29%	51	55.43%
Cast Votes:		7	100.00%	57	100.00%	28	100.00%	92	100.00%
Undervotes:		0		0		1		1	
Overvotes:		0		0		0		0	

Mansfield Independent School District Proposition D

Choice	Party	Absentee Voting		Early Voting		Election Day Voting		Total	
For		2	33.33%	30	52.63%	11	39.29%	43	47.25%
Against		4	66.67%	27	47.37%	17	60.71%	48	52.75%
Cast Votes:		6	100.00%	57	100.00%	28	100.00%	91	100.00%
Undervotes:		1		0		1		2	
Overvotes:		0		0		0		0	

Mansfield Independent School District Proposition E

Choice	Party	Absentee Voting		Early Voting		Election Day Voting		Total	
For		1	20.00%	24	42.11%	12	42.86%	37	41.11%
Against		4	80.00%	33	57.89%	16	57.14%	53	58.89%
Cast Votes:		5	100.00%	57	100.00%	28	100.00%	90	100.00%
Undervotes:		2		0		1		3	
Overvotes:		0		0		0		0	

Mansfield ISD Precinct Report

EN24 Joint Elections

Run Time 11:47 AM

Run Date 05/13/2024

Tarrant County

Joint General and Special Elections

5/4/2024

Page 21

Official Results

Registered Voters

10172 of 109319 = 9.30%

2304

63 of 741 registered voters = 8.50%

Mansfield Independent School District Trustee, Place 1

Choice	Party	Absentee Voting		Early Voting		Election Day Voting		Total	
Michelle Newsom		7	77.78%	17	68.00%	16	76.19%	40	72.73%
Matthew Herzberg		2	22.22%	8	32.00%	5	23.81%	15	27.27%
Cast Votes:		9	100.00%	25	100.00%	21	100.00%	55	100.00%
Undervotes:		1		4		3		8	
Overvotes:		0		0		0		0	

Mansfield Independent School District Trustee, Place 2

Choice	Party	Absentee Voting		Early Voting		Election Day Voting		Total	
Jandel Crutchfield		6	60.00%	14	70.00%	12	60.00%	32	64.00%
Angel Hidalgo		4	40.00%	6	30.00%	8	40.00%	18	36.00%
Cast Votes:		10	100.00%	20	100.00%	20	100.00%	50	100.00%
Undervotes:		0		9		4		13	
Overvotes:		0		0		0		0	

Mansfield Independent School District Proposition A

Choice	Party	Absentee Voting		Early Voting		Election Day Voting		Total	
For		5	50.00%	10	35.71%	11	45.83%	26	41.94%
Against		5	50.00%	18	64.29%	13	54.17%	36	58.06%
Cast Votes:		10	100.00%	28	100.00%	24	100.00%	62	100.00%
Undervotes:		0		1		0		1	
Overvotes:		0		0		0		0	

Mansfield Independent School District Proposition B

Choice	Party	Absentee Voting		Early Voting		Election Day Voting		Total	
For		5	50.00%	9	32.14%	12	50.00%	26	41.94%
Against		5	50.00%	19	67.86%	12	50.00%	36	58.06%
Cast Votes:		10	100.00%	28	100.00%	24	100.00%	62	100.00%
Undervotes:		0		1		0		1	
Overvotes:		0		0		0		0	

2304

63 of 741 registered voters = 8.50%

Mansfield Independent School District Proposition C

Choice	Party	Absentee Voting		Early Voting		Election Day Voting		Total	
For		3	30.00%	5	18.52%	9	37.50%	17	27.87%
Against		7	70.00%	22	81.48%	15	62.50%	44	72.13%
Cast Votes:		10	100.00%	27	100.00%	24	100.00%	61	100.00%
Undervotes:		0		2		0		2	
Overvotes:		0		0		0		0	

Mansfield Independent School District Proposition D

Choice	Party	Absentee Voting		Early Voting		Election Day Voting		Total	
For		5	50.00%	8	28.57%	9	37.50%	22	35.48%
Against		5	50.00%	20	71.43%	15	62.50%	40	64.52%
Cast Votes:		10	100.00%	28	100.00%	24	100.00%	62	100.00%
Undervotes:		0		1		0		1	
Overvotes:		0		0		0		0	

Mansfield Independent School District Proposition E

Choice	Party	Absentee Voting		Early Voting		Election Day Voting		Total	
For		3	30.00%	5	18.52%	9	37.50%	17	27.87%
Against		7	70.00%	22	81.48%	15	62.50%	44	72.13%
Cast Votes:		10	100.00%	27	100.00%	24	100.00%	61	100.00%
Undervotes:		0		2		0		2	
Overvotes:		0		0		0		0	

Mansfield ISD Precinct Report

EN24 Joint Elections

Run Time 11:47 AM

Run Date 05/13/2024

Tarrant County

Joint General and Special Elections

5/4/2024

Page 23

Official Results

Registered Voters

10172 of 109319 = 9.30%

2307

360 of 3,849 registered voters = 9.35%

Mansfield Independent School District Trustee, Place 1

Choice	Party	Absentee Voting		Early Voting		Election Day Voting		Total	
Michelle Newsom		18	69.23%	124	58.22%	60	60.61%	202	59.76%
Matthew Herzberg		8	30.77%	89	41.78%	39	39.39%	136	40.24%
Cast Votes:		26	100.00%	213	100.00%	99	100.00%	338	100.00%
Undervotes:		3		12		7		22	
Overvotes:		0		0		0		0	

Mansfield Independent School District Trustee, Place 2

Choice	Party	Absentee Voting		Early Voting		Election Day Voting		Total	
Jandel Crutchfield		13	50.00%	129	60.28%	54	55.67%	196	58.16%
Angel Hidalgo		13	50.00%	85	39.72%	43	44.33%	141	41.84%
Cast Votes:		26	100.00%	214	100.00%	97	100.00%	337	100.00%
Undervotes:		3		11		9		23	
Overvotes:		0		0		0		0	

Mansfield Independent School District Proposition A

Choice	Party	Absentee Voting		Early Voting		Election Day Voting		Total	
For		10	34.48%	124	56.36%	66	63.46%	200	56.66%
Against		19	65.52%	96	43.64%	38	36.54%	153	43.34%
Cast Votes:		29	100.00%	220	100.00%	104	100.00%	353	100.00%
Undervotes:		0		5		2		7	
Overvotes:		0		0		0		0	

Mansfield Independent School District Proposition B

Choice	Party	Absentee Voting		Early Voting		Election Day Voting		Total	
For		11	37.93%	128	57.92%	66	63.46%	205	57.91%
Against		18	62.07%	93	42.08%	38	36.54%	149	42.09%
Cast Votes:		29	100.00%	221	100.00%	104	100.00%	354	100.00%
Undervotes:		0		4		2		6	
Overvotes:		0		0		0		0	

Mansfield ISD Precinct Report

Tarrant County

Official Results

EN24 Joint Elections

Joint General and Special Elections

Registered Voters
10172 of 109319 = 9.30%

Run Time 11:47 AM

5/4/2024

Run Date 05/13/2024

Page 24

2307

360 of 3,849 registered voters = 9.35%

Mansfield Independent School District Proposition C

Choice	Party	Absentee Voting		Early Voting		Election Day Voting		Total	
For		8	28.57%	96	43.44%	46	44.66%	150	42.61%
Against		20	71.43%	125	56.56%	57	55.34%	202	57.39%
Cast Votes:		28	100.00%	221	100.00%	103	100.00%	352	100.00%
Undervotes:		1		4		3		8	
Overvotes:		0		0		0		0	

Mansfield Independent School District Proposition D

Choice	Party	Absentee Voting		Early Voting		Election Day Voting		Total	
For		6	22.22%	112	50.68%	54	51.92%	172	48.86%
Against		21	77.78%	109	49.32%	50	48.08%	180	51.14%
Cast Votes:		27	100.00%	221	100.00%	104	100.00%	352	100.00%
Undervotes:		2		4		2		8	
Overvotes:		0		0		0		0	

Mansfield Independent School District Proposition E

Choice	Party	Absentee Voting		Early Voting		Election Day Voting		Total	
For		6	22.22%	94	42.92%	48	46.60%	148	42.41%
Against		21	77.78%	125	57.08%	55	53.40%	201	57.59%
Cast Votes:		27	100.00%	219	100.00%	103	100.00%	349	100.00%
Undervotes:		2		6		3		11	
Overvotes:		0		0		0		0	

Mansfield ISD Precinct Report

EN24 Joint Elections

Run Time 11:47 AM

Run Date 05/13/2024

Tarrant County

Joint General and Special Elections

5/4/2024

Page 25

Official Results

Registered Voters

10172 of 109319 = 9.30%

2308

390 of 4,106 registered voters = 9.50%

Mansfield Independent School District Trustee, Place 1

Choice	Party	Absentee Voting		Early Voting		Election Day Voting		Total	
Michelle Newsom		17	80.95%	150	58.37%	56	62.92%	223	60.76%
Matthew Herzberg		4	19.05%	107	41.63%	33	37.08%	144	39.24%
Cast Votes:		21	100.00%	257	100.00%	89	100.00%	367	100.00%
Undervotes:		1		16		6		23	
Overvotes:		0		0		0		0	

Mansfield Independent School District Trustee, Place 2

Choice	Party	Absentee Voting		Early Voting		Election Day Voting		Total	
Jandel Crutchfield		9	42.86%	155	60.55%	51	57.95%	215	58.90%
Angel Hidalgo		12	57.14%	101	39.45%	37	42.05%	150	41.10%
Cast Votes:		21	100.00%	256	100.00%	88	100.00%	365	100.00%
Undervotes:		1		17		7		25	
Overvotes:		0		0		0		0	

Mansfield Independent School District Proposition A

Choice	Party	Absentee Voting		Early Voting		Election Day Voting		Total	
For		9	40.91%	135	49.82%	41	43.16%	185	47.68%
Against		13	59.09%	136	50.18%	54	56.84%	203	52.32%
Cast Votes:		22	100.00%	271	100.00%	95	100.00%	388	100.00%
Undervotes:		0		2		0		2	
Overvotes:		0		0		0		0	

Mansfield Independent School District Proposition B

Choice	Party	Absentee Voting		Early Voting		Election Day Voting		Total	
For		7	31.82%	142	52.99%	43	45.74%	192	50.00%
Against		15	68.18%	126	47.01%	51	54.26%	192	50.00%
Cast Votes:		22	100.00%	268	100.00%	94	100.00%	384	100.00%
Undervotes:		0		5		1		6	
Overvotes:		0		0		0		0	

Mansfield ISD Precinct Report

Tarrant County

Official Results

EN24 Joint Elections

Joint General and Special Elections

Registered Voters
10172 of 109319 = 9.30%

Run Time 11:47 AM

5/4/2024

Run Date 05/13/2024

Page 26

2308

390 of 4,106 registered voters = 9.50%

Mansfield Independent School District Proposition C

Choice	Party	Absentee Voting		Early Voting		Election Day Voting		Total	
For		5	22.73%	119	44.40%	33	35.48%	157	40.99%
Against		17	77.27%	149	55.60%	60	64.52%	226	59.01%
Cast Votes:		22	100.00%	268	100.00%	93	100.00%	383	100.00%
Undervotes:		0		5		2		7	
Overvotes:		0		0		0		0	

Mansfield Independent School District Proposition D

Choice	Party	Absentee Voting		Early Voting		Election Day Voting		Total	
For		5	22.73%	121	44.65%	37	39.78%	163	42.23%
Against		17	77.27%	150	55.35%	56	60.22%	223	57.77%
Cast Votes:		22	100.00%	271	100.00%	93	100.00%	386	100.00%
Undervotes:		0		2		2		4	
Overvotes:		0		0		0		0	

Mansfield Independent School District Proposition E

Choice	Party	Absentee Voting		Early Voting		Election Day Voting		Total	
For		5	23.81%	111	41.11%	33	35.11%	149	38.70%
Against		16	76.19%	159	58.89%	61	64.89%	236	61.30%
Cast Votes:		21	100.00%	270	100.00%	94	100.00%	385	100.00%
Undervotes:		1		3		1		5	
Overvotes:		0		0		0		0	

Mansfield ISD Precinct Report

EN24 Joint Elections

Run Time 11:47 AM

Run Date 05/13/2024

Tarrant County

Joint General and Special Elections

5/4/2024

Page 27

Official Results

Registered Voters

10172 of 109319 = 9.30%

2341

17 of 505 registered voters = 3.37%

Mansfield Independent School District Trustee, Place 1

Choice	Party	Absentee Voting		Early Voting		Election Day Voting		Total	
Michelle Newsom		0	0.00%	6	85.71%	7	87.50%	13	81.25%
Matthew Herzberg		1	100.00%	1	14.29%	1	12.50%	3	18.75%
Cast Votes:		1	100.00%	7	100.00%	8	100.00%	16	100.00%
Undervotes:		0		0		1		1	
Overvotes:		0		0		0		0	

Mansfield Independent School District Trustee, Place 2

Choice	Party	Absentee Voting		Early Voting		Election Day Voting		Total	
Jandel Crutchfield		0	0.00%	5	71.43%	3	42.86%	8	53.33%
Angel Hidalgo		1	100.00%	2	28.57%	4	57.14%	7	46.67%
Cast Votes:		1	100.00%	7	100.00%	7	100.00%	15	100.00%
Undervotes:		0		0		2		2	
Overvotes:		0		0		0		0	

Mansfield Independent School District Proposition A

Choice	Party	Absentee Voting		Early Voting		Election Day Voting		Total	
For		0	0.00%	5	71.43%	4	44.44%	9	52.94%
Against		1	100.00%	2	28.57%	5	55.56%	8	47.06%
Cast Votes:		1	100.00%	7	100.00%	9	100.00%	17	100.00%
Undervotes:		0		0		0		0	
Overvotes:		0		0		0		0	

Mansfield Independent School District Proposition B

Choice	Party	Absentee Voting		Early Voting		Election Day Voting		Total	
For		0	0.00%	5	71.43%	4	44.44%	9	52.94%
Against		1	100.00%	2	28.57%	5	55.56%	8	47.06%
Cast Votes:		1	100.00%	7	100.00%	9	100.00%	17	100.00%
Undervotes:		0		0		0		0	
Overvotes:		0		0		0		0	

Mansfield ISD Precinct Report

Tarrant County

Official Results

EN24 Joint Elections

Joint General and Special Elections

Registered Voters
10172 of 109319 = 9.30%

Run Time 11:47 AM

5/4/2024

Run Date 05/13/2024

Page 28

2341

17 of 505 registered voters = 3.37%

Mansfield Independent School District Proposition C

Choice	Party	Absentee Voting		Early Voting		Election Day Voting		Total	
For		0	0.00%	5	71.43%	4	44.44%	9	52.94%
Against		1	100.00%	2	28.57%	5	55.56%	8	47.06%
	Cast Votes:	1	100.00%	7	100.00%	9	100.00%	17	100.00%
	Undervotes:	0		0		0		0	
	Overvotes:	0		0		0		0	

Mansfield Independent School District Proposition D

Choice	Party	Absentee Voting		Early Voting		Election Day Voting		Total	
For		0	0.00%	5	71.43%	4	44.44%	9	52.94%
Against		1	100.00%	2	28.57%	5	55.56%	8	47.06%
	Cast Votes:	1	100.00%	7	100.00%	9	100.00%	17	100.00%
	Undervotes:	0		0		0		0	
	Overvotes:	0		0		0		0	

Mansfield Independent School District Proposition E

Choice	Party	Absentee Voting		Early Voting		Election Day Voting		Total	
For		0	0.00%	1	14.29%	4	44.44%	5	29.41%
Against		1	100.00%	6	85.71%	5	55.56%	12	70.59%
	Cast Votes:	1	100.00%	7	100.00%	9	100.00%	17	100.00%
	Undervotes:	0		0		0		0	
	Overvotes:	0		0		0		0	

Mansfield ISD Precinct Report

EN24 Joint Elections

Run Time 11:47 AM

Run Date 05/13/2024

Tarrant County

Joint General and Special Elections

5/4/2024

Page 29

Official Results

Registered Voters

10172 of 109319 = 9.30%

2355

215 of 2,002 registered voters = 10.74%

Mansfield Independent School District Trustee, Place 1

Choice	Party	Absentee Voting		Early Voting		Election Day Voting		Total	
Michelle Newsom		3	75.00%	82	56.55%	27	51.92%	112	55.72%
Matthew Herzberg		1	25.00%	63	43.45%	25	48.08%	89	44.28%
Cast Votes:		4	100.00%	145	100.00%	52	100.00%	201	100.00%
Undervotes:		1		10		3		14	
Overvotes:		0		0		0		0	

Mansfield Independent School District Trustee, Place 2

Choice	Party	Absentee Voting		Early Voting		Election Day Voting		Total	
Jandel Crutchfield		3	75.00%	89	62.68%	39	75.00%	131	66.16%
Angel Hidalgo		1	25.00%	53	37.32%	13	25.00%	67	33.84%
Cast Votes:		4	100.00%	142	100.00%	52	100.00%	198	100.00%
Undervotes:		1		13		3		17	
Overvotes:		0		0		0		0	

Mansfield Independent School District Proposition A

Choice	Party	Absentee Voting		Early Voting		Election Day Voting		Total	
For		3	60.00%	73	47.10%	29	52.73%	105	48.84%
Against		2	40.00%	82	52.90%	26	47.27%	110	51.16%
Cast Votes:		5	100.00%	155	100.00%	55	100.00%	215	100.00%
Undervotes:		0		0		0		0	
Overvotes:		0		0		0		0	

Mansfield Independent School District Proposition B

Choice	Party	Absentee Voting		Early Voting		Election Day Voting		Total	
For		3	60.00%	72	46.75%	27	50.00%	102	47.89%
Against		2	40.00%	82	53.25%	27	50.00%	111	52.11%
Cast Votes:		5	100.00%	154	100.00%	54	100.00%	213	100.00%
Undervotes:		0		1		1		2	
Overvotes:		0		0		0		0	

Mansfield ISD Precinct Report

Tarrant County

Official Results

EN24 Joint Elections

Joint General and Special Elections

Registered Voters
10172 of 109319 = 9.30%

Run Time 11:47 AM

5/4/2024

Run Date 05/13/2024

Page 30

2355

215 of 2,002 registered voters = 10.74%

Mansfield Independent School District Proposition C

Choice	Party	Absentee Voting		Early Voting		Election Day Voting		Total	
For		3	60.00%	58	37.66%	23	42.59%	84	39.44%
Against		2	40.00%	96	62.34%	31	57.41%	129	60.56%
Cast Votes:		5	100.00%	154	100.00%	54	100.00%	213	100.00%
Undervotes:		0		1		1		2	
Overvotes:		0		0		0		0	

Mansfield Independent School District Proposition D

Choice	Party	Absentee Voting		Early Voting		Election Day Voting		Total	
For		3	60.00%	64	41.29%	25	45.45%	92	42.79%
Against		2	40.00%	91	58.71%	30	54.55%	123	57.21%
Cast Votes:		5	100.00%	155	100.00%	55	100.00%	215	100.00%
Undervotes:		0		0		0		0	
Overvotes:		0		0		0		0	

Mansfield Independent School District Proposition E

Choice	Party	Absentee Voting		Early Voting		Election Day Voting		Total	
For		3	60.00%	59	38.31%	24	43.64%	86	40.19%
Against		2	40.00%	95	61.69%	31	56.36%	128	59.81%
Cast Votes:		5	100.00%	154	100.00%	55	100.00%	214	100.00%
Undervotes:		0		1		0		1	
Overvotes:		0		0		0		0	

2356

222 of 3,178 registered voters = 6.99%

Mansfield Independent School District Trustee, Place 1

Choice	Party	Absentee Voting		Early Voting		Election Day Voting		Total	
Michelle Newsom		17	85.00%	83	68.60%	54	73.97%	154	71.96%
Matthew Herzberg		3	15.00%	38	31.40%	19	26.03%	60	28.04%
Cast Votes:		20	100.00%	121	100.00%	73	100.00%	214	100.00%
Undervotes:		3		4		1		8	
Overvotes:		0		0		0		0	

Mansfield Independent School District Trustee, Place 2

Choice	Party	Absentee Voting		Early Voting		Election Day Voting		Total	
Jandel Crutchfield		12	57.14%	69	57.98%	31	43.06%	112	52.83%
Angel Hidalgo		9	42.86%	50	42.02%	41	56.94%	100	47.17%
Cast Votes:		21	100.00%	119	100.00%	72	100.00%	212	100.00%
Undervotes:		2		6		2		10	
Overvotes:		0		0		0		0	

Mansfield Independent School District Proposition A

Choice	Party	Absentee Voting		Early Voting		Election Day Voting		Total	
For		8	36.36%	61	50.00%	35	47.30%	104	47.71%
Against		14	63.64%	61	50.00%	39	52.70%	114	52.29%
Cast Votes:		22	100.00%	122	100.00%	74	100.00%	218	100.00%
Undervotes:		1		3		0		4	
Overvotes:		0		0		0		0	

Mansfield Independent School District Proposition B

Choice	Party	Absentee Voting		Early Voting		Election Day Voting		Total	
For		7	30.43%	53	43.44%	30	40.54%	90	41.10%
Against		16	69.57%	69	56.56%	44	59.46%	129	58.90%
Cast Votes:		23	100.00%	122	100.00%	74	100.00%	219	100.00%
Undervotes:		0		3		0		3	
Overvotes:		0		0		0		0	

Mansfield ISD Precinct Report

EN24 Joint Elections

Run Time 11:47 AM

Run Date 05/13/2024

Tarrant County

Joint General and Special Elections

5/4/2024

Page 32

Official Results

Registered Voters

10172 of 109319 = 9.30%

2356

222 of 3,178 registered voters = 6.99%

Mansfield Independent School District Proposition C

Choice	Party	Absentee Voting		Early Voting		Election Day Voting		Total	
For		5	21.74%	39	32.23%	22	29.73%	66	30.28%
Against		18	78.26%	82	67.77%	52	70.27%	152	69.72%
Cast Votes:		23	100.00%	121	100.00%	74	100.00%	218	100.00%
Undervotes:		0		4		0		4	
Overvotes:		0		0		0		0	

Mansfield Independent School District Proposition D

Choice	Party	Absentee Voting		Early Voting		Election Day Voting		Total	
For		8	36.36%	48	39.02%	28	38.36%	84	38.53%
Against		14	63.64%	75	60.98%	45	61.64%	134	61.47%
Cast Votes:		22	100.00%	123	100.00%	73	100.00%	218	100.00%
Undervotes:		1		2		1		4	
Overvotes:		0		0		0		0	

Mansfield Independent School District Proposition E

Choice	Party	Absentee Voting		Early Voting		Election Day Voting		Total	
For		9	40.91%	39	31.97%	25	34.25%	73	33.64%
Against		13	59.09%	83	68.03%	48	65.75%	144	66.36%
Cast Votes:		22	100.00%	122	100.00%	73	100.00%	217	100.00%
Undervotes:		1		3		1		5	
Overvotes:		0		0		0		0	

Mansfield ISD Precinct Report

EN24 Joint Elections

Run Time 11:47 AM

Run Date 05/13/2024

Tarrant County

Joint General and Special Elections

5/4/2024

Page 33

Official Results

Registered Voters

10172 of 109319 = 9.30%

2357

376 of 3,251 registered voters = 11.57%

Mansfield Independent School District Trustee, Place 1

Choice	Party	Absentee Voting		Early Voting		Election Day Voting		Total	
Michelle Newsom		19	67.86%	143	58.37%	53	62.35%	215	60.06%
Matthew Herzberg		9	32.14%	102	41.63%	32	37.65%	143	39.94%
Cast Votes:		28	100.00%	245	100.00%	85	100.00%	358	100.00%
Undervotes:		1		13		4		18	
Overvotes:		0		0		0		0	

Mansfield Independent School District Trustee, Place 2

Choice	Party	Absentee Voting		Early Voting		Election Day Voting		Total	
Jandel Crutchfield		20	74.07%	156	64.20%	40	48.78%	216	61.36%
Angel Hidalgo		7	25.93%	87	35.80%	42	51.22%	136	38.64%
Cast Votes:		27	100.00%	243	100.00%	82	100.00%	352	100.00%
Undervotes:		2		15		7		24	
Overvotes:		0		0		0		0	

Mansfield Independent School District Proposition A

Choice	Party	Absentee Voting		Early Voting		Election Day Voting		Total	
For		17	58.62%	129	50.19%	39	43.82%	185	49.33%
Against		12	41.38%	128	49.81%	50	56.18%	190	50.67%
Cast Votes:		29	100.00%	257	100.00%	89	100.00%	375	100.00%
Undervotes:		0		1		0		1	
Overvotes:		0		0		0		0	

Mansfield Independent School District Proposition B

Choice	Party	Absentee Voting		Early Voting		Election Day Voting		Total	
For		18	62.07%	120	46.88%	37	42.05%	175	46.92%
Against		11	37.93%	136	53.13%	51	57.95%	198	53.08%
Cast Votes:		29	100.00%	256	100.00%	88	100.00%	373	100.00%
Undervotes:		0		2		1		3	
Overvotes:		0		0		0		0	

Mansfield ISD Precinct Report

Tarrant County

Official Results

EN24 Joint Elections

Joint General and Special Elections

Registered Voters
10172 of 109319 = 9.30%

Run Time 11:47 AM

5/4/2024

Run Date 05/13/2024

Page 34

2357

376 of 3,251 registered voters = 11.57%

Mansfield Independent School District Proposition C

Choice	Party	Absentee Voting		Early Voting		Election Day Voting		Total	
For		14	48.28%	102	39.84%	32	35.96%	148	39.57%
Against		15	51.72%	154	60.16%	57	64.04%	226	60.43%
Cast Votes:		29	100.00%	256	100.00%	89	100.00%	374	100.00%
Undervotes:		0		2		0		2	
Overvotes:		0		0		0		0	

Mansfield Independent School District Proposition D

Choice	Party	Absentee Voting		Early Voting		Election Day Voting		Total	
For		13	46.43%	111	43.36%	32	35.96%	156	41.82%
Against		15	53.57%	145	56.64%	57	64.04%	217	58.18%
Cast Votes:		28	100.00%	256	100.00%	89	100.00%	373	100.00%
Undervotes:		1		2		0		3	
Overvotes:		0		0		0		0	

Mansfield Independent School District Proposition E

Choice	Party	Absentee Voting		Early Voting		Election Day Voting		Total	
For		12	44.44%	96	37.50%	32	35.96%	140	37.63%
Against		15	55.56%	160	62.50%	57	64.04%	232	62.37%
Cast Votes:		27	100.00%	256	100.00%	89	100.00%	372	100.00%
Undervotes:		2		2		0		4	
Overvotes:		0		0		0		0	

EN24 Joint Elections

Joint General and Special Elections

Registered Voters
10172 of 109319 = 9.30%

Run Time 11:47 AM

5/4/2024

Run Date 05/13/2024

Page 35

2360

551 of 3,679 registered voters = 14.98%

Mansfield Independent School District Trustee, Place 1

Choice	Party	Absentee Voting		Early Voting		Election Day Voting		Total	
Michelle Newsom		11	57.89%	222	57.22%	87	67.97%	320	59.81%
Matthew Herzberg		8	42.11%	166	42.78%	41	32.03%	215	40.19%
Cast Votes:		19	100.00%	388	100.00%	128	100.00%	535	100.00%
Undervotes:		2		12		2		16	
Overvotes:		0		0		0		0	

Mansfield Independent School District Trustee, Place 2

Choice	Party	Absentee Voting		Early Voting		Election Day Voting		Total	
Jandel Crutchfield		13	76.47%	221	59.89%	52	43.70%	286	56.63%
Angel Hidalgo		4	23.53%	148	40.11%	67	56.30%	219	43.37%
Cast Votes:		17	100.00%	369	100.00%	119	100.00%	505	100.00%
Undervotes:		3		31		11		45	
Overvotes:		1		0		0		1	

Mansfield Independent School District Proposition A

Choice	Party	Absentee Voting		Early Voting		Election Day Voting		Total	
For		7	33.33%	233	58.54%	69	53.49%	309	56.39%
Against		14	66.67%	165	41.46%	60	46.51%	239	43.61%
Cast Votes:		21	100.00%	398	100.00%	129	100.00%	548	100.00%
Undervotes:		0		2		1		3	
Overvotes:		0		0		0		0	

Mansfield Independent School District Proposition B

Choice	Party	Absentee Voting		Early Voting		Election Day Voting		Total	
For		9	42.86%	220	55.56%	74	57.81%	303	55.60%
Against		12	57.14%	176	44.44%	54	42.19%	242	44.40%
Cast Votes:		21	100.00%	396	100.00%	128	100.00%	545	100.00%
Undervotes:		0		4		2		6	
Overvotes:		0		0		0		0	

EN24 Joint Elections

Joint General and Special Elections

Registered Voters

10172 of 109319 = 9.30%

Run Time 11:47 AM

5/4/2024

Run Date 05/13/2024

Page 36

2360

551 of 3,679 registered voters = 14.98%

Mansfield Independent School District Proposition C

Choice	Party	Absentee Voting		Early Voting		Election Day Voting		Total	
For		5	23.81%	198	49.87%	55	42.97%	258	47.25%
Against		16	76.19%	199	50.13%	73	57.03%	288	52.75%
Cast Votes:		21	100.00%	397	100.00%	128	100.00%	546	100.00%
Undervotes:		0		3		2		5	
Overvotes:		0		0		0		0	

Mansfield Independent School District Proposition D

Choice	Party	Absentee Voting		Early Voting		Election Day Voting		Total	
For		5	25.00%	211	53.28%	58	45.67%	274	50.46%
Against		15	75.00%	185	46.72%	69	54.33%	269	49.54%
Cast Votes:		20	100.00%	396	100.00%	127	100.00%	543	100.00%
Undervotes:		1		4		3		8	
Overvotes:		0		0		0		0	

Mansfield Independent School District Proposition E

Choice	Party	Absentee Voting		Early Voting		Election Day Voting		Total	
For		5	25.00%	189	47.73%	54	42.19%	248	45.59%
Against		15	75.00%	207	52.27%	74	57.81%	296	54.41%
Cast Votes:		20	100.00%	396	100.00%	128	100.00%	544	100.00%
Undervotes:		1		4		2		7	
Overvotes:		0		0		0		0	

Mansfield ISD Precinct Report

EN24 Joint Elections

Run Time 11:47 AM

Run Date 05/13/2024

Tarrant County

Joint General and Special Elections

5/4/2024

Page 37

Official Results

Registered Voters

10172 of 109319 = 9.30%

2379

299 of 3,893 registered voters = 7.68%

Mansfield Independent School District Trustee, Place 1

Choice	Party	Absentee Voting		Early Voting		Election Day Voting		Total	
Michelle Newsom		18	72.00%	118	67.82%	51	69.86%	187	68.75%
Matthew Herzberg		7	28.00%	56	32.18%	22	30.14%	85	31.25%
Cast Votes:		25	100.00%	174	100.00%	73	100.00%	272	100.00%
Undervotes:		2		13		12		27	
Overvotes:		0		0		0		0	

Mansfield Independent School District Trustee, Place 2

Choice	Party	Absentee Voting		Early Voting		Election Day Voting		Total	
Jandel Crutchfield		13	52.00%	102	58.29%	41	55.41%	156	56.93%
Angel Hidalgo		12	48.00%	73	41.71%	33	44.59%	118	43.07%
Cast Votes:		25	100.00%	175	100.00%	74	100.00%	274	100.00%
Undervotes:		2		12		11		25	
Overvotes:		0		0		0		0	

Mansfield Independent School District Proposition A

Choice	Party	Absentee Voting		Early Voting		Election Day Voting		Total	
For		14	51.85%	102	56.98%	42	51.22%	158	54.86%
Against		13	48.15%	77	43.02%	40	48.78%	130	45.14%
Cast Votes:		27	100.00%	179	100.00%	82	100.00%	288	100.00%
Undervotes:		0		8		3		11	
Overvotes:		0		0		0		0	

Mansfield Independent School District Proposition B

Choice	Party	Absentee Voting		Early Voting		Election Day Voting		Total	
For		12	46.15%	101	56.42%	40	48.78%	153	53.31%
Against		14	53.85%	78	43.58%	42	51.22%	134	46.69%
Cast Votes:		26	100.00%	179	100.00%	82	100.00%	287	100.00%
Undervotes:		1		8		3		12	
Overvotes:		0		0		0		0	

Mansfield ISD Precinct Report

EN24 Joint Elections

Run Time 11:47 AM

Run Date 05/13/2024

Tarrant County

Joint General and Special Elections

5/4/2024

Page 38

Official Results

Registered Voters

10172 of 109319 = 9.30%

2379

299 of 3,893 registered voters = 7.68%

Mansfield Independent School District Proposition C

Choice	Party	Absentee Voting		Early Voting		Election Day Voting		Total	
For		12	44.44%	84	46.93%	32	39.02%	128	44.44%
Against		15	55.56%	95	53.07%	50	60.98%	160	55.56%
Cast Votes:		27	100.00%	179	100.00%	82	100.00%	288	100.00%
Undervotes:		0		8		3		11	
Overvotes:		0		0		0		0	

Mansfield Independent School District Proposition D

Choice	Party	Absentee Voting		Early Voting		Election Day Voting		Total	
For		12	44.44%	89	50.28%	38	46.34%	139	48.60%
Against		15	55.56%	88	49.72%	44	53.66%	147	51.40%
Cast Votes:		27	100.00%	177	100.00%	82	100.00%	286	100.00%
Undervotes:		0		10		3		13	
Overvotes:		0		0		0		0	

Mansfield Independent School District Proposition E

Choice	Party	Absentee Voting		Early Voting		Election Day Voting		Total	
For		12	44.44%	81	45.76%	31	38.27%	124	43.51%
Against		15	55.56%	96	54.24%	50	61.73%	161	56.49%
Cast Votes:		27	100.00%	177	100.00%	81	100.00%	285	100.00%
Undervotes:		0		10		4		14	
Overvotes:		0		0		0		0	

Mansfield ISD Precinct Report

Tarrant County

Official Results

EN24 Joint Elections

Joint General and Special Elections

Registered Voters

10172 of 109319 = 9.30%

Run Time 11:47 AM

5/4/2024

Run Date 05/13/2024

Page 39

2383

0 of 23 registered voters = 0.00%

Mansfield Independent School District Trustee, Place 1

Choice	Party	Absentee Voting		Early Voting		Election Day Voting		Total	
Michelle Newsom		0	0.00%	0	0.00%	0	0.00%	0	0.00%
Matthew Herzberg		0	0.00%	0	0.00%	0	0.00%	0	0.00%
Cast Votes:		0	0.00%	0	0.00%	0	0.00%	0	0.00%
Undervotes:		0		0		0		0	
Overvotes:		0		0		0		0	

Mansfield Independent School District Trustee, Place 2

Choice	Party	Absentee Voting		Early Voting		Election Day Voting		Total	
Jandel Crutchfield		0	0.00%	0	0.00%	0	0.00%	0	0.00%
Angel Hidalgo		0	0.00%	0	0.00%	0	0.00%	0	0.00%
Cast Votes:		0	0.00%	0	0.00%	0	0.00%	0	0.00%
Undervotes:		0		0		0		0	
Overvotes:		0		0		0		0	

Mansfield Independent School District Proposition A

Choice	Party	Absentee Voting		Early Voting		Election Day Voting		Total	
For		0	0.00%	0	0.00%	0	0.00%	0	0.00%
Against		0	0.00%	0	0.00%	0	0.00%	0	0.00%
Cast Votes:		0	0.00%	0	0.00%	0	0.00%	0	0.00%
Undervotes:		0		0		0		0	
Overvotes:		0		0		0		0	

Mansfield Independent School District Proposition B

Choice	Party	Absentee Voting		Early Voting		Election Day Voting		Total	
For		0	0.00%	0	0.00%	0	0.00%	0	0.00%
Against		0	0.00%	0	0.00%	0	0.00%	0	0.00%
Cast Votes:		0	0.00%	0	0.00%	0	0.00%	0	0.00%
Undervotes:		0		0		0		0	
Overvotes:		0		0		0		0	

Mansfield ISD Precinct Report

Tarrant County

Official Results

EN24 Joint Elections

Joint General and Special Elections

Registered Voters

10172 of 109319 = 9.30%

Run Time 11:47 AM

5/4/2024

Run Date 05/13/2024

Page 40

2383

0 of 23 registered voters = 0.00%

Mansfield Independent School District Proposition C

Choice	Party	Absentee Voting		Early Voting		Election Day Voting		Total	
For		0	0.00%	0	0.00%	0	0.00%	0	0.00%
Against		0	0.00%	0	0.00%	0	0.00%	0	0.00%
	Cast Votes:	0	0.00%	0	0.00%	0	0.00%	0	0.00%
	Undervotes:	0		0		0		0	
	Overvotes:	0		0		0		0	

Mansfield Independent School District Proposition D

Choice	Party	Absentee Voting		Early Voting		Election Day Voting		Total	
For		0	0.00%	0	0.00%	0	0.00%	0	0.00%
Against		0	0.00%	0	0.00%	0	0.00%	0	0.00%
	Cast Votes:	0	0.00%	0	0.00%	0	0.00%	0	0.00%
	Undervotes:	0		0		0		0	
	Overvotes:	0		0		0		0	

Mansfield Independent School District Proposition E

Choice	Party	Absentee Voting		Early Voting		Election Day Voting		Total	
For		0	0.00%	0	0.00%	0	0.00%	0	0.00%
Against		0	0.00%	0	0.00%	0	0.00%	0	0.00%
	Cast Votes:	0	0.00%	0	0.00%	0	0.00%	0	0.00%
	Undervotes:	0		0		0		0	
	Overvotes:	0		0		0		0	

EN24 Joint Elections

Joint General and Special Elections

Registered Voters

10172 of 109319 = 9.30%

Run Time 11:47 AM

5/4/2024

Run Date 05/13/2024

Page 41

2405

112 of 2,294 registered voters = 4.88%

Mansfield Independent School District Trustee, Place 1

Choice	Party	Absentee Voting		Early Voting		Election Day Voting		Total	
Michelle Newsom		7	63.64%	29	51.79%	15	50.00%	51	52.58%
Matthew Herzberg		4	36.36%	27	48.21%	15	50.00%	46	47.42%
Cast Votes:		11	100.00%	56	100.00%	30	100.00%	97	100.00%
Undervotes:		4		6		5		15	
Overvotes:		0		0		0		0	

Mansfield Independent School District Trustee, Place 2

Choice	Party	Absentee Voting		Early Voting		Election Day Voting		Total	
Jandel Crutchfield		6	54.55%	43	78.18%	18	56.25%	67	68.37%
Angel Hidalgo		5	45.45%	12	21.82%	14	43.75%	31	31.63%
Cast Votes:		11	100.00%	55	100.00%	32	100.00%	98	100.00%
Undervotes:		4		7		3		14	
Overvotes:		0		0		0		0	

Mansfield Independent School District Proposition A

Choice	Party	Absentee Voting		Early Voting		Election Day Voting		Total	
For		8	57.14%	34	54.84%	26	74.29%	68	61.26%
Against		6	42.86%	28	45.16%	9	25.71%	43	38.74%
Cast Votes:		14	100.00%	62	100.00%	35	100.00%	111	100.00%
Undervotes:		1		0		0		1	
Overvotes:		0		0		0		0	

Mansfield Independent School District Proposition B

Choice	Party	Absentee Voting		Early Voting		Election Day Voting		Total	
For		7	58.33%	32	52.46%	22	66.67%	61	57.55%
Against		5	41.67%	29	47.54%	11	33.33%	45	42.45%
Cast Votes:		12	100.00%	61	100.00%	33	100.00%	106	100.00%
Undervotes:		3		1		2		6	
Overvotes:		0		0		0		0	

Mansfield ISD Precinct Report

EN24 Joint Elections

Run Time 11:47 AM

Run Date 05/13/2024

Tarrant County

Joint General and Special Elections

5/4/2024

Page 42

Official Results

Registered Voters

10172 of 109319 = 9.30%

2405

112 of 2,294 registered voters = 4.88%

Mansfield Independent School District Proposition C

Choice	Party	Absentee Voting		Early Voting		Election Day Voting		Total	
For		5	38.46%	26	42.62%	18	52.94%	49	45.37%
Against		8	61.54%	35	57.38%	16	47.06%	59	54.63%
Cast Votes:		13	100.00%	61	100.00%	34	100.00%	108	100.00%
Undervotes:		2		1		1		4	
Overvotes:		0		0		0		0	

Mansfield Independent School District Proposition D

Choice	Party	Absentee Voting		Early Voting		Election Day Voting		Total	
For		5	38.46%	28	45.16%	23	67.65%	56	51.38%
Against		8	61.54%	34	54.84%	11	32.35%	53	48.62%
Cast Votes:		13	100.00%	62	100.00%	34	100.00%	109	100.00%
Undervotes:		2		0		1		3	
Overvotes:		0		0		0		0	

Mansfield Independent School District Proposition E

Choice	Party	Absentee Voting		Early Voting		Election Day Voting		Total	
For		4	28.57%	24	39.34%	19	55.88%	47	43.12%
Against		10	71.43%	37	60.66%	15	44.12%	62	56.88%
Cast Votes:		14	100.00%	61	100.00%	34	100.00%	109	100.00%
Undervotes:		1		1		1		3	
Overvotes:		0		0		0		0	

Mansfield ISD Precinct Report

EN24 Joint Elections

Run Time 11:47 AM

Run Date 05/13/2024

Tarrant County

Joint General and Special Elections

5/4/2024

Page 43

Official Results

Registered Voters

10172 of 109319 = 9.30%

2426

310 of 2,500 registered voters = 12.40%

Mansfield Independent School District Trustee, Place 1

Choice	Party	Absentee Voting		Early Voting		Election Day Voting		Total	
Michelle Newsom		7	53.85%	121	59.90%	44	53.66%	172	57.91%
Matthew Herzberg		6	46.15%	81	40.10%	38	46.34%	125	42.09%
Cast Votes:		13	100.00%	202	100.00%	82	100.00%	297	100.00%
Undervotes:		0		9		4		13	
Overvotes:		0		0		0		0	

Mansfield Independent School District Trustee, Place 2

Choice	Party	Absentee Voting		Early Voting		Election Day Voting		Total	
Jandel Crutchfield		6	54.55%	118	59.90%	39	53.42%	163	58.01%
Angel Hidalgo		5	45.45%	79	40.10%	34	46.58%	118	41.99%
Cast Votes:		11	100.00%	197	100.00%	73	100.00%	281	100.00%
Undervotes:		2		14		13		29	
Overvotes:		0		0		0		0	

Mansfield Independent School District Proposition A

Choice	Party	Absentee Voting		Early Voting		Election Day Voting		Total	
For		5	38.46%	115	55.02%	37	43.02%	157	50.97%
Against		8	61.54%	94	44.98%	49	56.98%	151	49.03%
Cast Votes:		13	100.00%	209	100.00%	86	100.00%	308	100.00%
Undervotes:		0		2		0		2	
Overvotes:		0		0		0		0	

Mansfield Independent School District Proposition B

Choice	Party	Absentee Voting		Early Voting		Election Day Voting		Total	
For		6	46.15%	109	52.40%	35	40.70%	150	48.86%
Against		7	53.85%	99	47.60%	51	59.30%	157	51.14%
Cast Votes:		13	100.00%	208	100.00%	86	100.00%	307	100.00%
Undervotes:		0		3		0		3	
Overvotes:		0		0		0		0	

Mansfield ISD Precinct Report

Tarrant County

Official Results

EN24 Joint Elections

Joint General and Special Elections

Registered Voters
10172 of 109319 = 9.30%

Run Time 11:47 AM

5/4/2024

Run Date 05/13/2024

Page 44

2426

310 of 2,500 registered voters = 12.40%

Mansfield Independent School District Proposition C

Choice	Party	Absentee Voting		Early Voting		Election Day Voting		Total	
For		2	15.38%	95	46.12%	31	36.05%	128	41.97%
Against		11	84.62%	111	53.88%	55	63.95%	177	58.03%
Cast Votes:		13	100.00%	206	100.00%	86	100.00%	305	100.00%
Undervotes:		0		5		0		5	
Overvotes:		0		0		0		0	

Mansfield Independent School District Proposition D

Choice	Party	Absentee Voting		Early Voting		Election Day Voting		Total	
For		2	16.67%	104	49.76%	33	38.37%	139	45.28%
Against		10	83.33%	105	50.24%	53	61.63%	168	54.72%
Cast Votes:		12	100.00%	209	100.00%	86	100.00%	307	100.00%
Undervotes:		1		2		0		3	
Overvotes:		0		0		0		0	

Mansfield Independent School District Proposition E

Choice	Party	Absentee Voting		Early Voting		Election Day Voting		Total	
For		2	16.67%	90	43.27%	29	33.72%	121	39.54%
Against		10	83.33%	118	56.73%	57	66.28%	185	60.46%
Cast Votes:		12	100.00%	208	100.00%	86	100.00%	306	100.00%
Undervotes:		1		3		0		4	
Overvotes:		0		0		0		0	

2435

338 of 3,150 registered voters = 10.73%

Mansfield Independent School District Trustee, Place 1

Choice	Party	Absentee Voting		Early Voting		Election Day Voting		Total	
Michelle Newsom		21	84.00%	135	65.22%	58	69.88%	214	67.94%
Matthew Herzberg		4	16.00%	72	34.78%	25	30.12%	101	32.06%
Cast Votes:		25	100.00%	207	100.00%	83	100.00%	315	100.00%
Undervotes:		1		15		7		23	
Overvotes:		0		0		0		0	

Mansfield Independent School District Trustee, Place 2

Choice	Party	Absentee Voting		Early Voting		Election Day Voting		Total	
Jandel Crutchfield		17	73.91%	119	58.91%	49	62.03%	185	60.86%
Angel Hidalgo		6	26.09%	83	41.09%	30	37.97%	119	39.14%
Cast Votes:		23	100.00%	202	100.00%	79	100.00%	304	100.00%
Undervotes:		2		20		11		33	
Overvotes:		1		0		0		1	

Mansfield Independent School District Proposition A

Choice	Party	Absentee Voting		Early Voting		Election Day Voting		Total	
For		8	33.33%	95	42.79%	38	42.22%	141	41.96%
Against		16	66.67%	127	57.21%	52	57.78%	195	58.04%
Cast Votes:		24	100.00%	222	100.00%	90	100.00%	336	100.00%
Undervotes:		2		0		0		2	
Overvotes:		0		0		0		0	

Mansfield Independent School District Proposition B

Choice	Party	Absentee Voting		Early Voting		Election Day Voting		Total	
For		8	33.33%	93	42.08%	37	41.57%	138	41.32%
Against		16	66.67%	128	57.92%	52	58.43%	196	58.68%
Cast Votes:		24	100.00%	221	100.00%	89	100.00%	334	100.00%
Undervotes:		1		1		1		3	
Overvotes:		1		0		0		1	

Mansfield ISD Precinct Report

Tarrant County

Official Results

EN24 Joint Elections

Joint General and Special Elections

Registered Voters

10172 of 109319 = 9.30%

Run Time 11:47 AM

5/4/2024

Run Date 05/13/2024

Page 46

2435

338 of 3,150 registered voters = 10.73%

Mansfield Independent School District Proposition C

Choice	Party	Absentee Voting		Early Voting		Election Day Voting		Total	
For		8	32.00%	68	30.77%	33	37.08%	109	32.54%
Against		17	68.00%	153	69.23%	56	62.92%	226	67.46%
Cast Votes:		25	100.00%	221	100.00%	89	100.00%	335	100.00%
Undervotes:		1		1		1		3	
Overvotes:		0		0		0		0	

Mansfield Independent School District Proposition D

Choice	Party	Absentee Voting		Early Voting		Election Day Voting		Total	
For		8	33.33%	78	35.14%	38	42.70%	124	37.01%
Against		16	66.67%	144	64.86%	51	57.30%	211	62.99%
Cast Votes:		24	100.00%	222	100.00%	89	100.00%	335	100.00%
Undervotes:		2		0		1		3	
Overvotes:		0		0		0		0	

Mansfield Independent School District Proposition E

Choice	Party	Absentee Voting		Early Voting		Election Day Voting		Total	
For		8	33.33%	66	29.86%	36	40.45%	110	32.93%
Against		16	66.67%	155	70.14%	53	59.55%	224	67.07%
Cast Votes:		24	100.00%	221	100.00%	89	100.00%	334	100.00%
Undervotes:		2		1		1		4	
Overvotes:		0		0		0		0	

Mansfield ISD Precinct Report

EN24 Joint Elections

Run Time 11:47 AM

Run Date 05/13/2024

Tarrant County

Joint General and Special Elections

5/4/2024

Page 47

Official Results

Registered Voters

10172 of 109319 = 9.30%

2453

272 of 2,846 registered voters = 9.56%

Mansfield Independent School District Trustee, Place 1

Choice	Party	Absentee Voting		Early Voting		Election Day Voting		Total	
Michelle Newsom		3	75.00%	102	53.13%	34	54.84%	139	53.88%
Matthew Herzberg		1	25.00%	90	46.88%	28	45.16%	119	46.12%
Cast Votes:		4	100.00%	192	100.00%	62	100.00%	258	100.00%
Undervotes:		1		8		5		14	
Overvotes:		0		0		0		0	

Mansfield Independent School District Trustee, Place 2

Choice	Party	Absentee Voting		Early Voting		Election Day Voting		Total	
Jandel Crutchfield		2	66.67%	146	77.66%	36	60.00%	184	73.31%
Angel Hidalgo		1	33.33%	42	22.34%	24	40.00%	67	26.69%
Cast Votes:		3	100.00%	188	100.00%	60	100.00%	251	100.00%
Undervotes:		2		12		7		21	
Overvotes:		0		0		0		0	

Mansfield Independent School District Proposition A

Choice	Party	Absentee Voting		Early Voting		Election Day Voting		Total	
For		3	60.00%	125	63.13%	46	69.70%	174	64.68%
Against		2	40.00%	73	36.87%	20	30.30%	95	35.32%
Cast Votes:		5	100.00%	198	100.00%	66	100.00%	269	100.00%
Undervotes:		0		2		1		3	
Overvotes:		0		0		0		0	

Mansfield Independent School District Proposition B

Choice	Party	Absentee Voting		Early Voting		Election Day Voting		Total	
For		3	60.00%	123	62.12%	44	66.67%	170	63.20%
Against		2	40.00%	75	37.88%	22	33.33%	99	36.80%
Cast Votes:		5	100.00%	198	100.00%	66	100.00%	269	100.00%
Undervotes:		0		2		1		3	
Overvotes:		0		0		0		0	

Mansfield ISD Precinct Report

Tarrant County

Official Results

EN24 Joint Elections

Joint General and Special Elections

Registered Voters
10172 of 109319 = 9.30%

Run Time 11:47 AM

5/4/2024

Run Date 05/13/2024

Page 48

2453

272 of 2,846 registered voters = 9.56%

Mansfield Independent School District Proposition C

Choice	Party	Absentee Voting		Early Voting		Election Day Voting		Total	
For		3	60.00%	93	46.97%	37	56.06%	133	49.44%
Against		2	40.00%	105	53.03%	29	43.94%	136	50.56%
Cast Votes:		5	100.00%	198	100.00%	66	100.00%	269	100.00%
Undervotes:		0		2		1		3	
Overvotes:		0		0		0		0	

Mansfield Independent School District Proposition D

Choice	Party	Absentee Voting		Early Voting		Election Day Voting		Total	
For		3	60.00%	107	54.04%	41	62.12%	151	56.13%
Against		2	40.00%	91	45.96%	25	37.88%	118	43.87%
Cast Votes:		5	100.00%	198	100.00%	66	100.00%	269	100.00%
Undervotes:		0		2		1		3	
Overvotes:		0		0		0		0	

Mansfield Independent School District Proposition E

Choice	Party	Absentee Voting		Early Voting		Election Day Voting		Total	
For		3	60.00%	94	47.47%	37	56.06%	134	49.81%
Against		2	40.00%	104	52.53%	29	43.94%	135	50.19%
Cast Votes:		5	100.00%	198	100.00%	66	100.00%	269	100.00%
Undervotes:		0		2		1		3	
Overvotes:		0		0		0		0	

EN24 Joint Elections

Joint General and Special Elections

Registered Voters

10172 of 109319 = 9.30%

Run Time 11:47 AM

5/4/2024

Run Date 05/13/2024

Page 49

2462

107 of 1,938 registered voters = 5.52%

Mansfield Independent School District Trustee, Place 1

Choice	Party	Absentee Voting		Early Voting		Election Day Voting		Total	
Michelle Newsom		12	92.31%	46	76.67%	16	64.00%	74	75.51%
Matthew Herzberg		1	7.69%	14	23.33%	9	36.00%	24	24.49%
Cast Votes:		13	100.00%	60	100.00%	25	100.00%	98	100.00%
Undervotes:		0		4		5		9	
Overvotes:		0		0		0		0	

Mansfield Independent School District Trustee, Place 2

Choice	Party	Absentee Voting		Early Voting		Election Day Voting		Total	
Jandel Crutchfield		9	69.23%	45	75.00%	14	60.87%	68	70.83%
Angel Hidalgo		4	30.77%	15	25.00%	9	39.13%	28	29.17%
Cast Votes:		13	100.00%	60	100.00%	23	100.00%	96	100.00%
Undervotes:		0		4		7		11	
Overvotes:		0		0		0		0	

Mansfield Independent School District Proposition A

Choice	Party	Absentee Voting		Early Voting		Election Day Voting		Total	
For		9	69.23%	38	60.32%	14	50.00%	61	58.65%
Against		4	30.77%	25	39.68%	14	50.00%	43	41.35%
Cast Votes:		13	100.00%	63	100.00%	28	100.00%	104	100.00%
Undervotes:		0		1		2		3	
Overvotes:		0		0		0		0	

Mansfield Independent School District Proposition B

Choice	Party	Absentee Voting		Early Voting		Election Day Voting		Total	
For		8	61.54%	36	58.06%	14	48.28%	58	55.77%
Against		5	38.46%	26	41.94%	15	51.72%	46	44.23%
Cast Votes:		13	100.00%	62	100.00%	29	100.00%	104	100.00%
Undervotes:		0		2		1		3	
Overvotes:		0		0		0		0	

Mansfield ISD Precinct Report

EN24 Joint Elections

Run Time 11:47 AM

Run Date 05/13/2024

Tarrant County

Joint General and Special Elections

5/4/2024

Page 50

Official Results

Registered Voters

10172 of 109319 = 9.30%

2462

107 of 1,938 registered voters = 5.52%

Mansfield Independent School District Proposition C

Choice	Party	Absentee Voting		Early Voting		Election Day Voting		Total	
For		8	61.54%	35	56.45%	12	41.38%	55	52.88%
Against		5	38.46%	27	43.55%	17	58.62%	49	47.12%
Cast Votes:		13	100.00%	62	100.00%	29	100.00%	104	100.00%
Undervotes:		0		2		1		3	
Overvotes:		0		0		0		0	

Mansfield Independent School District Proposition D

Choice	Party	Absentee Voting		Early Voting		Election Day Voting		Total	
For		9	69.23%	34	54.84%	15	51.72%	58	55.77%
Against		4	30.77%	28	45.16%	14	48.28%	46	44.23%
Cast Votes:		13	100.00%	62	100.00%	29	100.00%	104	100.00%
Undervotes:		0		2		1		3	
Overvotes:		0		0		0		0	

Mansfield Independent School District Proposition E

Choice	Party	Absentee Voting		Early Voting		Election Day Voting		Total	
For		7	53.85%	32	51.61%	13	44.83%	52	50.00%
Against		6	46.15%	30	48.39%	16	55.17%	52	50.00%
Cast Votes:		13	100.00%	62	100.00%	29	100.00%	104	100.00%
Undervotes:		0		2		1		3	
Overvotes:		0		0		0		0	

Mansfield ISD Precinct Report

EN24 Joint Elections

Run Time 11:47 AM

Run Date 05/13/2024

Tarrant County

Joint General and Special Elections

5/4/2024

Page 51

Official Results

Registered Voters

10172 of 109319 = 9.30%

2488

19 of 145 registered voters = 13.10%

Mansfield Independent School District Trustee, Place 1

Choice	Party	Absentee Voting		Early Voting		Election Day Voting		Total	
Michelle Newsom		0	0.00%	3	33.33%	5	100.00%	8	57.14%
Matthew Herzberg		0	0.00%	6	66.67%	0	0.00%	6	42.86%
Cast Votes:		0	0.00%	9	100.00%	5	100.00%	14	100.00%
Undervotes:		0		4		1		5	
Overvotes:		0		0		0		0	

Mansfield Independent School District Trustee, Place 2

Choice	Party	Absentee Voting		Early Voting		Election Day Voting		Total	
Jandel Crutchfield		0	0.00%	9	90.00%	2	40.00%	11	73.33%
Angel Hidalgo		0	0.00%	1	10.00%	3	60.00%	4	26.67%
Cast Votes:		0	0.00%	10	100.00%	5	100.00%	15	100.00%
Undervotes:		0		3		1		4	
Overvotes:		0		0		0		0	

Mansfield Independent School District Proposition A

Choice	Party	Absentee Voting		Early Voting		Election Day Voting		Total	
For		0	0.00%	10	100.00%	6	100.00%	16	100.00%
Against		0	0.00%	0	0.00%	0	0.00%	0	0.00%
Cast Votes:		0	0.00%	10	100.00%	6	100.00%	16	100.00%
Undervotes:		0		3		0		3	
Overvotes:		0		0		0		0	

Mansfield Independent School District Proposition B

Choice	Party	Absentee Voting		Early Voting		Election Day Voting		Total	
For		0	0.00%	10	100.00%	5	83.33%	15	93.75%
Against		0	0.00%	0	0.00%	1	16.67%	1	6.25%
Cast Votes:		0	0.00%	10	100.00%	6	100.00%	16	100.00%
Undervotes:		0		3		0		3	
Overvotes:		0		0		0		0	

Mansfield ISD Precinct Report

Tarrant County

Official Results

EN24 Joint Elections

Joint General and Special Elections

Registered Voters

10172 of 109319 = 9.30%

Run Time 11:47 AM

5/4/2024

Run Date 05/13/2024

Page 52

2488

19 of 145 registered voters = 13.10%

Mansfield Independent School District Proposition C

Choice	Party	Absentee Voting		Early Voting		Election Day Voting		Total	
For		0	0.00%	10	100.00%	5	83.33%	15	93.75%
Against		0	0.00%	0	0.00%	1	16.67%	1	6.25%
Cast Votes:		0	0.00%	10	100.00%	6	100.00%	16	100.00%
Undervotes:		0		3		0		3	
Overvotes:		0		0		0		0	

Mansfield Independent School District Proposition D

Choice	Party	Absentee Voting		Early Voting		Election Day Voting		Total	
For		0	0.00%	10	100.00%	4	80.00%	14	93.33%
Against		0	0.00%	0	0.00%	1	20.00%	1	6.67%
Cast Votes:		0	0.00%	10	100.00%	5	100.00%	15	100.00%
Undervotes:		0		3		1		4	
Overvotes:		0		0		0		0	

Mansfield Independent School District Proposition E

Choice	Party	Absentee Voting		Early Voting		Election Day Voting		Total	
For		0	0.00%	9	90.00%	4	80.00%	13	86.67%
Against		0	0.00%	1	10.00%	1	20.00%	2	13.33%
Cast Votes:		0	0.00%	10	100.00%	5	100.00%	15	100.00%
Undervotes:		0		3		1		4	
Overvotes:		0		0		0		0	

Mansfield ISD Precinct Report

Tarrant County

Official Results

EN24 Joint Elections

Joint General and Special Elections

Registered Voters

10172 of 109319 = 9.30%

Run Time 11:47 AM

5/4/2024

Run Date 05/13/2024

Page 53

2505

0 of 3 registered voters = 0.00%

Mansfield Independent School District Trustee, Place 1

Choice	Party	Absentee Voting		Early Voting		Election Day Voting		Total	
Michelle Newsom		0	0.00%	0	0.00%	0	0.00%	0	0.00%
Matthew Herzberg		0	0.00%	0	0.00%	0	0.00%	0	0.00%
Cast Votes:		0	0.00%	0	0.00%	0	0.00%	0	0.00%
Undervotes:		0		0		0		0	
Overvotes:		0		0		0		0	

Mansfield Independent School District Trustee, Place 2

Choice	Party	Absentee Voting		Early Voting		Election Day Voting		Total	
Jandel Crutchfield		0	0.00%	0	0.00%	0	0.00%	0	0.00%
Angel Hidalgo		0	0.00%	0	0.00%	0	0.00%	0	0.00%
Cast Votes:		0	0.00%	0	0.00%	0	0.00%	0	0.00%
Undervotes:		0		0		0		0	
Overvotes:		0		0		0		0	

Mansfield Independent School District Proposition A

Choice	Party	Absentee Voting		Early Voting		Election Day Voting		Total	
For		0	0.00%	0	0.00%	0	0.00%	0	0.00%
Against		0	0.00%	0	0.00%	0	0.00%	0	0.00%
Cast Votes:		0	0.00%	0	0.00%	0	0.00%	0	0.00%
Undervotes:		0		0		0		0	
Overvotes:		0		0		0		0	

Mansfield Independent School District Proposition B

Choice	Party	Absentee Voting		Early Voting		Election Day Voting		Total	
For		0	0.00%	0	0.00%	0	0.00%	0	0.00%
Against		0	0.00%	0	0.00%	0	0.00%	0	0.00%
Cast Votes:		0	0.00%	0	0.00%	0	0.00%	0	0.00%
Undervotes:		0		0		0		0	
Overvotes:		0		0		0		0	

Mansfield ISD Precinct Report

Tarrant County

Official Results

EN24 Joint Elections

Joint General and Special Elections

Registered Voters
10172 of 109319 = 9.30%

Run Time 11:47 AM

5/4/2024

Run Date 05/13/2024

Page 54

2505

0 of 3 registered voters = 0.00%

Mansfield Independent School District Proposition C

Choice	Party	Absentee Voting		Early Voting		Election Day Voting		Total	
For		0	0.00%	0	0.00%	0	0.00%	0	0.00%
Against		0	0.00%	0	0.00%	0	0.00%	0	0.00%
	Cast Votes:	0	0.00%	0	0.00%	0	0.00%	0	0.00%
	Undervotes:	0		0		0		0	
	Overvotes:	0		0		0		0	

Mansfield Independent School District Proposition D

Choice	Party	Absentee Voting		Early Voting		Election Day Voting		Total	
For		0	0.00%	0	0.00%	0	0.00%	0	0.00%
Against		0	0.00%	0	0.00%	0	0.00%	0	0.00%
	Cast Votes:	0	0.00%	0	0.00%	0	0.00%	0	0.00%
	Undervotes:	0		0		0		0	
	Overvotes:	0		0		0		0	

Mansfield Independent School District Proposition E

Choice	Party	Absentee Voting		Early Voting		Election Day Voting		Total	
For		0	0.00%	0	0.00%	0	0.00%	0	0.00%
Against		0	0.00%	0	0.00%	0	0.00%	0	0.00%
	Cast Votes:	0	0.00%	0	0.00%	0	0.00%	0	0.00%
	Undervotes:	0		0		0		0	
	Overvotes:	0		0		0		0	

Mansfield ISD Precinct Report

EN24 Joint Elections

Run Time 11:47 AM

Run Date 05/13/2024

Tarrant County

Joint General and Special Elections

5/4/2024

Page 55

Official Results

Registered Voters

10172 of 109319 = 9.30%

2519

72 of 1,187 registered voters = 6.07%

Mansfield Independent School District Trustee, Place 1

Choice	Party	Absentee Voting		Early Voting		Election Day Voting		Total	
Michelle Newsom		8	100.00%	29	67.44%	6	46.15%	43	67.19%
Matthew Herzberg		0	0.00%	14	32.56%	7	53.85%	21	32.81%
Cast Votes:		8	100.00%	43	100.00%	13	100.00%	64	100.00%
Undervotes:		1		6		1		8	
Overvotes:		0		0		0		0	

Mansfield Independent School District Trustee, Place 2

Choice	Party	Absentee Voting		Early Voting		Election Day Voting		Total	
Jandel Crutchfield		4	50.00%	24	52.17%	9	75.00%	37	56.06%
Angel Hidalgo		4	50.00%	22	47.83%	3	25.00%	29	43.94%
Cast Votes:		8	100.00%	46	100.00%	12	100.00%	66	100.00%
Undervotes:		1		3		2		6	
Overvotes:		0		0		0		0	

Mansfield Independent School District Proposition A

Choice	Party	Absentee Voting		Early Voting		Election Day Voting		Total	
For		6	66.67%	23	48.94%	10	76.92%	39	56.52%
Against		3	33.33%	24	51.06%	3	23.08%	30	43.48%
Cast Votes:		9	100.00%	47	100.00%	13	100.00%	69	100.00%
Undervotes:		0		2		1		3	
Overvotes:		0		0		0		0	

Mansfield Independent School District Proposition B

Choice	Party	Absentee Voting		Early Voting		Election Day Voting		Total	
For		5	62.50%	22	46.81%	8	66.67%	35	52.24%
Against		3	37.50%	25	53.19%	4	33.33%	32	47.76%
Cast Votes:		8	100.00%	47	100.00%	12	100.00%	67	100.00%
Undervotes:		1		2		2		5	
Overvotes:		0		0		0		0	

Mansfield ISD Precinct Report

Tarrant County

Official Results

EN24 Joint Elections

Joint General and Special Elections

Registered Voters
10172 of 109319 = 9.30%

Run Time 11:47 AM

5/4/2024

Run Date 05/13/2024

Page 56

2519

72 of 1,187 registered voters = 6.07%

Mansfield Independent School District Proposition C

Choice	Party	Absentee Voting		Early Voting		Election Day Voting		Total	
For		4	50.00%	18	38.30%	9	69.23%	31	45.59%
Against		4	50.00%	29	61.70%	4	30.77%	37	54.41%
Cast Votes:		8	100.00%	47	100.00%	13	100.00%	68	100.00%
Undervotes:		1		2		1		4	
Overvotes:		0		0		0		0	

Mansfield Independent School District Proposition D

Choice	Party	Absentee Voting		Early Voting		Election Day Voting		Total	
For		4	50.00%	20	42.55%	9	69.23%	33	48.53%
Against		4	50.00%	27	57.45%	4	30.77%	35	51.47%
Cast Votes:		8	100.00%	47	100.00%	13	100.00%	68	100.00%
Undervotes:		1		2		1		4	
Overvotes:		0		0		0		0	

Mansfield Independent School District Proposition E

Choice	Party	Absentee Voting		Early Voting		Election Day Voting		Total	
For		5	55.56%	19	41.30%	9	69.23%	33	48.53%
Against		4	44.44%	27	58.70%	4	30.77%	35	51.47%
Cast Votes:		9	100.00%	46	100.00%	13	100.00%	68	100.00%
Undervotes:		0		3		1		4	
Overvotes:		0		0		0		0	

Mansfield ISD Precinct Report

EN24 Joint Elections

Run Time 11:47 AM

Run Date 05/13/2024

Tarrant County

Joint General and Special Elections

5/4/2024

Page 57

Official Results

Registered Voters

10172 of 109319 = 9.30%

2523

0 of 3 registered voters = 0.00%

Mansfield Independent School District Trustee, Place 1

Choice	Party	Absentee Voting		Early Voting		Election Day Voting		Total	
Michelle Newsom		0	0.00%	0	0.00%	0	0.00%	0	0.00%
Matthew Herzberg		0	0.00%	0	0.00%	0	0.00%	0	0.00%
Cast Votes:		0	0.00%	0	0.00%	0	0.00%	0	0.00%
Undervotes:		0		0		0		0	
Overvotes:		0		0		0		0	

Mansfield Independent School District Trustee, Place 2

Choice	Party	Absentee Voting		Early Voting		Election Day Voting		Total	
Jandel Crutchfield		0	0.00%	0	0.00%	0	0.00%	0	0.00%
Angel Hidalgo		0	0.00%	0	0.00%	0	0.00%	0	0.00%
Cast Votes:		0	0.00%	0	0.00%	0	0.00%	0	0.00%
Undervotes:		0		0		0		0	
Overvotes:		0		0		0		0	

Mansfield Independent School District Proposition A

Choice	Party	Absentee Voting		Early Voting		Election Day Voting		Total	
For		0	0.00%	0	0.00%	0	0.00%	0	0.00%
Against		0	0.00%	0	0.00%	0	0.00%	0	0.00%
Cast Votes:		0	0.00%	0	0.00%	0	0.00%	0	0.00%
Undervotes:		0		0		0		0	
Overvotes:		0		0		0		0	

Mansfield Independent School District Proposition B

Choice	Party	Absentee Voting		Early Voting		Election Day Voting		Total	
For		0	0.00%	0	0.00%	0	0.00%	0	0.00%
Against		0	0.00%	0	0.00%	0	0.00%	0	0.00%
Cast Votes:		0	0.00%	0	0.00%	0	0.00%	0	0.00%
Undervotes:		0		0		0		0	
Overvotes:		0		0		0		0	

Mansfield ISD Precinct Report

Tarrant County

Official Results

EN24 Joint Elections

Joint General and Special Elections

Registered Voters
10172 of 109319 = 9.30%

Run Time 11:47 AM

5/4/2024

Run Date 05/13/2024

Page 58

2523

0 of 3 registered voters = 0.00%

Mansfield Independent School District Proposition C

Choice	Party	Absentee Voting		Early Voting		Election Day Voting		Total	
For		0	0.00%	0	0.00%	0	0.00%	0	0.00%
Against		0	0.00%	0	0.00%	0	0.00%	0	0.00%
	Cast Votes:	0	0.00%	0	0.00%	0	0.00%	0	0.00%
	Undervotes:	0		0		0		0	
	Overvotes:	0		0		0		0	

Mansfield Independent School District Proposition D

Choice	Party	Absentee Voting		Early Voting		Election Day Voting		Total	
For		0	0.00%	0	0.00%	0	0.00%	0	0.00%
Against		0	0.00%	0	0.00%	0	0.00%	0	0.00%
	Cast Votes:	0	0.00%	0	0.00%	0	0.00%	0	0.00%
	Undervotes:	0		0		0		0	
	Overvotes:	0		0		0		0	

Mansfield Independent School District Proposition E

Choice	Party	Absentee Voting		Early Voting		Election Day Voting		Total	
For		0	0.00%	0	0.00%	0	0.00%	0	0.00%
Against		0	0.00%	0	0.00%	0	0.00%	0	0.00%
	Cast Votes:	0	0.00%	0	0.00%	0	0.00%	0	0.00%
	Undervotes:	0		0		0		0	
	Overvotes:	0		0		0		0	

Mansfield ISD Precinct Report

EN24 Joint Elections

Run Time 11:47 AM

Run Date 05/13/2024

Tarrant County

Joint General and Special Elections

5/4/2024

Page 59

Official Results

Registered Voters

10172 of 109319 = 9.30%

2524

519 of 2,378 registered voters = 21.83%

Mansfield Independent School District Trustee, Place 1

Choice	Party	Absentee Voting		Early Voting		Election Day Voting		Total	
Michelle Newsom		15	71.43%	246	71.72%	89	66.92%	350	70.42%
Matthew Herzberg		6	28.57%	97	28.28%	44	33.08%	147	29.58%
Cast Votes:		21	100.00%	343	100.00%	133	100.00%	497	100.00%
Undervotes:		0		19		3		22	
Overvotes:		0		0		0		0	

Mansfield Independent School District Trustee, Place 2

Choice	Party	Absentee Voting		Early Voting		Election Day Voting		Total	
Jandel Crutchfield		13	65.00%	142	43.03%	36	28.13%	191	39.96%
Angel Hidalgo		7	35.00%	188	56.97%	92	71.88%	287	60.04%
Cast Votes:		20	100.00%	330	100.00%	128	100.00%	478	100.00%
Undervotes:		1		32		8		41	
Overvotes:		0		0		0		0	

Mansfield Independent School District Proposition A

Choice	Party	Absentee Voting		Early Voting		Election Day Voting		Total	
For		9	42.86%	202	55.96%	63	46.67%	274	53.00%
Against		12	57.14%	159	44.04%	72	53.33%	243	47.00%
Cast Votes:		21	100.00%	361	100.00%	135	100.00%	517	100.00%
Undervotes:		0		1		1		2	
Overvotes:		0		0		0		0	

Mansfield Independent School District Proposition B

Choice	Party	Absentee Voting		Early Voting		Election Day Voting		Total	
For		9	42.86%	199	55.28%	57	41.91%	265	51.26%
Against		12	57.14%	161	44.72%	79	58.09%	252	48.74%
Cast Votes:		21	100.00%	360	100.00%	136	100.00%	517	100.00%
Undervotes:		0		2		0		2	
Overvotes:		0		0		0		0	

Mansfield ISD Precinct Report

Tarrant County

Official Results

EN24 Joint Elections

Joint General and Special Elections

Registered Voters
10172 of 109319 = 9.30%

Run Time 11:47 AM

5/4/2024

Run Date 05/13/2024

Page 60

2524

519 of 2,378 registered voters = 21.83%

Mansfield Independent School District Proposition C

Choice	Party	Absentee Voting		Early Voting		Election Day Voting		Total	
For		9	42.86%	163	45.40%	52	38.24%	224	43.41%
Against		12	57.14%	196	54.60%	84	61.76%	292	56.59%
Cast Votes:		21	100.00%	359	100.00%	136	100.00%	516	100.00%
Undervotes:		0		3		0		3	
Overvotes:		0		0		0		0	

Mansfield Independent School District Proposition D

Choice	Party	Absentee Voting		Early Voting		Election Day Voting		Total	
For		9	45.00%	172	47.65%	51	37.78%	232	44.96%
Against		11	55.00%	189	52.35%	84	62.22%	284	55.04%
Cast Votes:		20	100.00%	361	100.00%	135	100.00%	516	100.00%
Undervotes:		1		1		1		3	
Overvotes:		0		0		0		0	

Mansfield Independent School District Proposition E

Choice	Party	Absentee Voting		Early Voting		Election Day Voting		Total	
For		7	35.00%	158	43.65%	50	37.31%	215	41.67%
Against		13	65.00%	204	56.35%	84	62.69%	301	58.33%
Cast Votes:		20	100.00%	362	100.00%	134	100.00%	516	100.00%
Undervotes:		1		0		2		3	
Overvotes:		0		0		0		0	

Mansfield ISD Precinct Report

EN24 Joint Elections

Run Time 11:47 AM

Run Date 05/13/2024

Tarrant County

Joint General and Special Elections

5/4/2024

Page 61

Official Results

Registered Voters

10172 of 109319 = 9.30%

2525

148 of 3,196 registered voters = 4.63%

Mansfield Independent School District Trustee, Place 1

Choice	Party	Absentee Voting		Early Voting		Election Day Voting		Total	
Michelle Newsom		4	44.44%	62	71.26%	23	58.97%	89	65.93%
Matthew Herzberg		5	55.56%	25	28.74%	16	41.03%	46	34.07%
Cast Votes:		9	100.00%	87	100.00%	39	100.00%	135	100.00%
Undervotes:		0		10		3		13	
Overvotes:		0		0		0		0	

Mansfield Independent School District Trustee, Place 2

Choice	Party	Absentee Voting		Early Voting		Election Day Voting		Total	
Jandel Crutchfield		5	62.50%	65	72.22%	29	74.36%	99	72.26%
Angel Hidalgo		3	37.50%	25	27.78%	10	25.64%	38	27.74%
Cast Votes:		8	100.00%	90	100.00%	39	100.00%	137	100.00%
Undervotes:		1		7		3		11	
Overvotes:		0		0		0		0	

Mansfield Independent School District Proposition A

Choice	Party	Absentee Voting		Early Voting		Election Day Voting		Total	
For		3	33.33%	57	60.00%	20	47.62%	80	54.79%
Against		6	66.67%	38	40.00%	22	52.38%	66	45.21%
Cast Votes:		9	100.00%	95	100.00%	42	100.00%	146	100.00%
Undervotes:		0		2		0		2	
Overvotes:		0		0		0		0	

Mansfield Independent School District Proposition B

Choice	Party	Absentee Voting		Early Voting		Election Day Voting		Total	
For		3	33.33%	47	51.09%	21	50.00%	71	49.65%
Against		6	66.67%	45	48.91%	21	50.00%	72	50.35%
Cast Votes:		9	100.00%	92	100.00%	42	100.00%	143	100.00%
Undervotes:		0		5		0		5	
Overvotes:		0		0		0		0	

Mansfield ISD Precinct Report

EN24 Joint Elections

Run Time 11:47 AM

Run Date 05/13/2024

Tarrant County

Joint General and Special Elections

5/4/2024

Page 62

Official Results

Registered Voters

10172 of 109319 = 9.30%

2525

148 of 3,196 registered voters = 4.63%

Mansfield Independent School District Proposition C

Choice	Party	Absentee Voting		Early Voting		Election Day Voting		Total	
For		3	33.33%	48	51.61%	17	40.48%	68	47.22%
Against		6	66.67%	45	48.39%	25	59.52%	76	52.78%
Cast Votes:		9	100.00%	93	100.00%	42	100.00%	144	100.00%
Undervotes:		0		4		0		4	
Overvotes:		0		0		0		0	

Mansfield Independent School District Proposition D

Choice	Party	Absentee Voting		Early Voting		Election Day Voting		Total	
For		2	22.22%	52	55.91%	20	48.78%	74	51.75%
Against		7	77.78%	41	44.09%	21	51.22%	69	48.25%
Cast Votes:		9	100.00%	93	100.00%	41	100.00%	143	100.00%
Undervotes:		0		4		1		5	
Overvotes:		0		0		0		0	

Mansfield Independent School District Proposition E

Choice	Party	Absentee Voting		Early Voting		Election Day Voting		Total	
For		2	22.22%	46	50.55%	16	39.02%	64	45.39%
Against		7	77.78%	45	49.45%	25	60.98%	77	54.61%
Cast Votes:		9	100.00%	91	100.00%	41	100.00%	141	100.00%
Undervotes:		0		6		1		7	
Overvotes:		0		0		0		0	

EN24 Joint Elections

Joint General and Special Elections

Registered Voters

10172 of 109319 = 9.30%

Run Time 11:47 AM

5/4/2024

Run Date 05/13/2024

Page 63

2535

389 of 3,888 registered voters = 10.01%

Mansfield Independent School District Trustee, Place 1

Choice	Party	Absentee Voting		Early Voting		Election Day Voting		Total	
Michelle Newsom		29	90.63%	131	63.29%	68	57.14%	228	63.69%
Matthew Herzberg		3	9.38%	76	36.71%	51	42.86%	130	36.31%
Cast Votes:		32	100.00%	207	100.00%	119	100.00%	358	100.00%
Undervotes:		5		17		9		31	
Overvotes:		0		0		0		0	

Mansfield Independent School District Trustee, Place 2

Choice	Party	Absentee Voting		Early Voting		Election Day Voting		Total	
Jandel Crutchfield		22	70.97%	130	62.50%	69	58.97%	221	62.08%
Angel Hidalgo		9	29.03%	78	37.50%	48	41.03%	135	37.92%
Cast Votes:		31	100.00%	208	100.00%	117	100.00%	356	100.00%
Undervotes:		5		16		11		32	
Overvotes:		1		0		0		1	

Mansfield Independent School District Proposition A

Choice	Party	Absentee Voting		Early Voting		Election Day Voting		Total	
For		13	35.14%	106	47.75%	48	38.40%	167	43.49%
Against		24	64.86%	116	52.25%	77	61.60%	217	56.51%
Cast Votes:		37	100.00%	222	100.00%	125	100.00%	384	100.00%
Undervotes:		0		2		3		5	
Overvotes:		0		0		0		0	

Mansfield Independent School District Proposition B

Choice	Party	Absentee Voting		Early Voting		Election Day Voting		Total	
For		12	32.43%	109	49.10%	51	40.80%	172	44.79%
Against		25	67.57%	113	50.90%	74	59.20%	212	55.21%
Cast Votes:		37	100.00%	222	100.00%	125	100.00%	384	100.00%
Undervotes:		0		2		3		5	
Overvotes:		0		0		0		0	

Mansfield ISD Precinct Report

Tarrant County

Official Results

EN24 Joint Elections

Joint General and Special Elections

Registered Voters
10172 of 109319 = 9.30%

Run Time 11:47 AM

5/4/2024

Run Date 05/13/2024

Page 64

2535

389 of 3,888 registered voters = 10.01%

Mansfield Independent School District Proposition C

Choice	Party	Absentee Voting		Early Voting		Election Day Voting		Total	
For		9	24.32%	82	37.44%	40	32.26%	131	34.47%
Against		28	75.68%	137	62.56%	84	67.74%	249	65.53%
Cast Votes:		37	100.00%	219	100.00%	124	100.00%	380	100.00%
Undervotes:		0		5		4		9	
Overvotes:		0		0		0		0	

Mansfield Independent School District Proposition D

Choice	Party	Absentee Voting		Early Voting		Election Day Voting		Total	
For		8	21.62%	94	42.53%	44	34.92%	146	38.02%
Against		29	78.38%	127	57.47%	82	65.08%	238	61.98%
Cast Votes:		37	100.00%	221	100.00%	126	100.00%	384	100.00%
Undervotes:		0		3		2		5	
Overvotes:		0		0		0		0	

Mansfield Independent School District Proposition E

Choice	Party	Absentee Voting		Early Voting		Election Day Voting		Total	
For		7	19.44%	83	37.73%	40	32.26%	130	34.21%
Against		29	80.56%	137	62.27%	84	67.74%	250	65.79%
Cast Votes:		36	100.00%	220	100.00%	124	100.00%	380	100.00%
Undervotes:		1		4		4		9	
Overvotes:		0		0		0		0	

EN24 Joint Elections

Joint General and Special Elections

Registered Voters

10172 of 109319 = 9.30%

Run Time 11:47 AM

5/4/2024

Run Date 05/13/2024

Page 65

2548

237 of 1,700 registered voters = 13.94%

Mansfield Independent School District Trustee, Place 1

Choice	Party	Absentee Voting		Early Voting		Election Day Voting		Total	
Michelle Newsom		9	64.29%	99	60.74%	32	64.00%	140	61.67%
Matthew Herzberg		5	35.71%	64	39.26%	18	36.00%	87	38.33%
Cast Votes:		14	100.00%	163	100.00%	50	100.00%	227	100.00%
Undervotes:		1		7		2		10	
Overvotes:		0		0		0		0	

Mansfield Independent School District Trustee, Place 2

Choice	Party	Absentee Voting		Early Voting		Election Day Voting		Total	
Jandel Crutchfield		11	78.57%	89	54.94%	28	54.90%	128	56.39%
Angel Hidalgo		3	21.43%	73	45.06%	23	45.10%	99	43.61%
Cast Votes:		14	100.00%	162	100.00%	51	100.00%	227	100.00%
Undervotes:		1		8		1		10	
Overvotes:		0		0		0		0	

Mansfield Independent School District Proposition A

Choice	Party	Absentee Voting		Early Voting		Election Day Voting		Total	
For		8	57.14%	104	61.54%	27	51.92%	139	59.15%
Against		6	42.86%	65	38.46%	25	48.08%	96	40.85%
Cast Votes:		14	100.00%	169	100.00%	52	100.00%	235	100.00%
Undervotes:		1		1		0		2	
Overvotes:		0		0		0		0	

Mansfield Independent School District Proposition B

Choice	Party	Absentee Voting		Early Voting		Election Day Voting		Total	
For		8	53.33%	99	58.58%	25	50.00%	132	56.41%
Against		7	46.67%	70	41.42%	25	50.00%	102	43.59%
Cast Votes:		15	100.00%	169	100.00%	50	100.00%	234	100.00%
Undervotes:		0		1		2		3	
Overvotes:		0		0		0		0	

Mansfield ISD Precinct Report

EN24 Joint Elections

Run Time 11:47 AM

Run Date 05/13/2024

Tarrant County

Joint General and Special Elections

5/4/2024

Page 66

Official Results

Registered Voters

10172 of 109319 = 9.30%

2548

237 of 1,700 registered voters = 13.94%

Mansfield Independent School District Proposition C

Choice	Party	Absentee Voting		Early Voting		Election Day Voting		Total	
For		9	60.00%	86	51.19%	26	50.98%	121	51.71%
Against		6	40.00%	82	48.81%	25	49.02%	113	48.29%
Cast Votes:		15	100.00%	168	100.00%	51	100.00%	234	100.00%
Undervotes:		0		2		1		3	
Overvotes:		0		0		0		0	

Mansfield Independent School District Proposition D

Choice	Party	Absentee Voting		Early Voting		Election Day Voting		Total	
For		9	60.00%	88	52.38%	25	49.02%	122	52.14%
Against		6	40.00%	80	47.62%	26	50.98%	112	47.86%
Cast Votes:		15	100.00%	168	100.00%	51	100.00%	234	100.00%
Undervotes:		0		2		1		3	
Overvotes:		0		0		0		0	

Mansfield Independent School District Proposition E

Choice	Party	Absentee Voting		Early Voting		Election Day Voting		Total	
For		8	53.33%	83	49.70%	20	39.22%	111	47.64%
Against		7	46.67%	84	50.30%	31	60.78%	122	52.36%
Cast Votes:		15	100.00%	167	100.00%	51	100.00%	233	100.00%
Undervotes:		0		3		1		4	
Overvotes:		0		0		0		0	

Mansfield ISD Precinct Report

Tarrant County

Official Results

EN24 Joint Elections

Joint General and Special Elections

Registered Voters

10172 of 109319 = 9.30%

Run Time 11:47 AM

5/4/2024

Run Date 05/13/2024

Page 67

2553

23 of 462 registered voters = 4.98%

Mansfield Independent School District Trustee, Place 1

Choice	Party	Absentee Voting		Early Voting		Election Day Voting		Total	
Michelle Newsom		0	0.00%	16	76.19%	2	100.00%	18	78.26%
Matthew Herzberg		0	0.00%	5	23.81%	0	0.00%	5	21.74%
Cast Votes:		0	0.00%	21	100.00%	2	100.00%	23	100.00%
Undervotes:		0		0		0		0	
Overvotes:		0		0		0		0	

Mansfield Independent School District Trustee, Place 2

Choice	Party	Absentee Voting		Early Voting		Election Day Voting		Total	
Jandel Crutchfield		0	0.00%	10	50.00%	0	0.00%	10	45.45%
Angel Hidalgo		0	0.00%	10	50.00%	2	100.00%	12	54.55%
Cast Votes:		0	0.00%	20	100.00%	2	100.00%	22	100.00%
Undervotes:		0		1		0		1	
Overvotes:		0		0		0		0	

Mansfield Independent School District Proposition A

Choice	Party	Absentee Voting		Early Voting		Election Day Voting		Total	
For		0	0.00%	5	23.81%	0	0.00%	5	21.74%
Against		0	0.00%	16	76.19%	2	100.00%	18	78.26%
Cast Votes:		0	0.00%	21	100.00%	2	100.00%	23	100.00%
Undervotes:		0		0		0		0	
Overvotes:		0		0		0		0	

Mansfield Independent School District Proposition B

Choice	Party	Absentee Voting		Early Voting		Election Day Voting		Total	
For		0	0.00%	6	28.57%	0	0.00%	6	26.09%
Against		0	0.00%	15	71.43%	2	100.00%	17	73.91%
Cast Votes:		0	0.00%	21	100.00%	2	100.00%	23	100.00%
Undervotes:		0		0		0		0	
Overvotes:		0		0		0		0	

Mansfield ISD Precinct Report

Tarrant County

Official Results

EN24 Joint Elections

Joint General and Special Elections

Registered Voters
10172 of 109319 = 9.30%

Run Time 11:47 AM

5/4/2024

Run Date 05/13/2024

Page 68

2553

23 of 462 registered voters = 4.98%

Mansfield Independent School District Proposition C

Choice	Party	Absentee Voting		Early Voting		Election Day Voting		Total	
For		0	0.00%	4	20.00%	0	0.00%	4	18.18%
Against		0	0.00%	16	80.00%	2	100.00%	18	81.82%
	Cast Votes:	0	0.00%	20	100.00%	2	100.00%	22	100.00%
	Undervotes:	0		1		0		1	
	Overvotes:	0		0		0		0	

Mansfield Independent School District Proposition D

Choice	Party	Absentee Voting		Early Voting		Election Day Voting		Total	
For		0	0.00%	5	25.00%	0	0.00%	5	22.73%
Against		0	0.00%	15	75.00%	2	100.00%	17	77.27%
	Cast Votes:	0	0.00%	20	100.00%	2	100.00%	22	100.00%
	Undervotes:	0		1		0		1	
	Overvotes:	0		0		0		0	

Mansfield Independent School District Proposition E

Choice	Party	Absentee Voting		Early Voting		Election Day Voting		Total	
For		0	0.00%	3	15.79%	0	0.00%	3	15.00%
Against		0	0.00%	16	84.21%	1	100.00%	17	85.00%
	Cast Votes:	0	0.00%	19	100.00%	1	100.00%	20	100.00%
	Undervotes:	0		2		1		3	
	Overvotes:	0		0		0		0	

Mansfield ISD Precinct Report

EN24 Joint Elections

Run Time 11:47 AM

Run Date 05/13/2024

Tarrant County

Joint General and Special Elections

5/4/2024

Page 69

Official Results

Registered Voters

10172 of 109319 = 9.30%

2557

91 of 1,398 registered voters = 6.51%

Mansfield Independent School District Trustee, Place 1

Choice	Party	Absentee Voting		Early Voting		Election Day Voting		Total	
Michelle Newsom		1	33.33%	25	49.02%	13	46.43%	39	47.56%
Matthew Herzberg		2	66.67%	26	50.98%	15	53.57%	43	52.44%
Cast Votes:		3	100.00%	51	100.00%	28	100.00%	82	100.00%
Undervotes:		1		4		4		9	
Overvotes:		0		0		0		0	

Mansfield Independent School District Trustee, Place 2

Choice	Party	Absentee Voting		Early Voting		Election Day Voting		Total	
Jandel Crutchfield		1	33.33%	42	80.77%	25	86.21%	68	80.95%
Angel Hidalgo		2	66.67%	10	19.23%	4	13.79%	16	19.05%
Cast Votes:		3	100.00%	52	100.00%	29	100.00%	84	100.00%
Undervotes:		1		3		3		7	
Overvotes:		0		0		0		0	

Mansfield Independent School District Proposition A

Choice	Party	Absentee Voting		Early Voting		Election Day Voting		Total	
For		1	25.00%	35	63.64%	18	56.25%	54	59.34%
Against		3	75.00%	20	36.36%	14	43.75%	37	40.66%
Cast Votes:		4	100.00%	55	100.00%	32	100.00%	91	100.00%
Undervotes:		0		0		0		0	
Overvotes:		0		0		0		0	

Mansfield Independent School District Proposition B

Choice	Party	Absentee Voting		Early Voting		Election Day Voting		Total	
For		1	25.00%	30	55.56%	19	59.38%	50	55.56%
Against		3	75.00%	24	44.44%	13	40.63%	40	44.44%
Cast Votes:		4	100.00%	54	100.00%	32	100.00%	90	100.00%
Undervotes:		0		1		0		1	
Overvotes:		0		0		0		0	

Mansfield ISD Precinct Report

EN24 Joint Elections

Run Time 11:47 AM

Run Date 05/13/2024

Tarrant County

Joint General and Special Elections

5/4/2024

Page 70

Official Results

Registered Voters

10172 of 109319 = 9.30%

2557

91 of 1,398 registered voters = 6.51%

Mansfield Independent School District Proposition C

Choice	Party	Absentee Voting		Early Voting		Election Day Voting		Total	
For		1	25.00%	26	49.06%	19	59.38%	46	51.69%
Against		3	75.00%	27	50.94%	13	40.63%	43	48.31%
Cast Votes:		4	100.00%	53	100.00%	32	100.00%	89	100.00%
Undervotes:		0		2		0		2	
Overvotes:		0		0		0		0	

Mansfield Independent School District Proposition D

Choice	Party	Absentee Voting		Early Voting		Election Day Voting		Total	
For		1	25.00%	30	55.56%	19	59.38%	50	55.56%
Against		3	75.00%	24	44.44%	13	40.63%	40	44.44%
Cast Votes:		4	100.00%	54	100.00%	32	100.00%	90	100.00%
Undervotes:		0		1		0		1	
Overvotes:		0		0		0		0	

Mansfield Independent School District Proposition E

Choice	Party	Absentee Voting		Early Voting		Election Day Voting		Total	
For		1	25.00%	28	52.83%	16	50.00%	45	50.56%
Against		3	75.00%	25	47.17%	16	50.00%	44	49.44%
Cast Votes:		4	100.00%	53	100.00%	32	100.00%	89	100.00%
Undervotes:		0		2		0		2	
Overvotes:		0		0		0		0	

Mansfield ISD Precinct Report

EN24 Joint Elections

Run Time 11:47 AM

Run Date 05/13/2024

Tarrant County

Joint General and Special Elections

5/4/2024

Page 71

Official Results

Registered Voters

10172 of 109319 = 9.30%

2581

139 of 2,582 registered voters = 5.38%

Mansfield Independent School District Trustee, Place 1

Choice	Party	Absentee Voting		Early Voting		Election Day Voting		Total	
Michelle Newsom		9	81.82%	45	65.22%	24	50.00%	78	60.94%
Matthew Herzberg		2	18.18%	24	34.78%	24	50.00%	50	39.06%
Cast Votes:		11	100.00%	69	100.00%	48	100.00%	128	100.00%
Undervotes:		0		7		4		11	
Overvotes:		0		0		0		0	

Mansfield Independent School District Trustee, Place 2

Choice	Party	Absentee Voting		Early Voting		Election Day Voting		Total	
Jandel Crutchfield		5	45.45%	40	59.70%	24	52.17%	69	55.65%
Angel Hidalgo		6	54.55%	27	40.30%	22	47.83%	55	44.35%
Cast Votes:		11	100.00%	67	100.00%	46	100.00%	124	100.00%
Undervotes:		0		9		6		15	
Overvotes:		0		0		0		0	

Mansfield Independent School District Proposition A

Choice	Party	Absentee Voting		Early Voting		Election Day Voting		Total	
For		5	45.45%	38	50.67%	22	44.00%	65	47.79%
Against		6	54.55%	37	49.33%	28	56.00%	71	52.21%
Cast Votes:		11	100.00%	75	100.00%	50	100.00%	136	100.00%
Undervotes:		0		1		2		3	
Overvotes:		0		0		0		0	

Mansfield Independent School District Proposition B

Choice	Party	Absentee Voting		Early Voting		Election Day Voting		Total	
For		3	27.27%	38	51.35%	22	43.14%	63	46.32%
Against		8	72.73%	36	48.65%	29	56.86%	73	53.68%
Cast Votes:		11	100.00%	74	100.00%	51	100.00%	136	100.00%
Undervotes:		0		2		1		3	
Overvotes:		0		0		0		0	

Mansfield ISD Precinct Report

EN24 Joint Elections

Run Time 11:47 AM

Run Date 05/13/2024

Tarrant County

Joint General and Special Elections

5/4/2024

Page 72

Official Results

Registered Voters

10172 of 109319 = 9.30%

2581

139 of 2,582 registered voters = 5.38%

Mansfield Independent School District Proposition C

Choice	Party	Absentee Voting		Early Voting		Election Day Voting		Total	
For		4	36.36%	32	43.24%	20	39.22%	56	41.18%
Against		7	63.64%	42	56.76%	31	60.78%	80	58.82%
Cast Votes:		11	100.00%	74	100.00%	51	100.00%	136	100.00%
Undervotes:		0		2		1		3	
Overvotes:		0		0		0		0	

Mansfield Independent School District Proposition D

Choice	Party	Absentee Voting		Early Voting		Election Day Voting		Total	
For		3	27.27%	36	48.65%	21	42.00%	60	44.44%
Against		8	72.73%	38	51.35%	29	58.00%	75	55.56%
Cast Votes:		11	100.00%	74	100.00%	50	100.00%	135	100.00%
Undervotes:		0		2		2		4	
Overvotes:		0		0		0		0	

Mansfield Independent School District Proposition E

Choice	Party	Absentee Voting		Early Voting		Election Day Voting		Total	
For		2	18.18%	29	40.28%	17	34.00%	48	36.09%
Against		9	81.82%	43	59.72%	33	66.00%	85	63.91%
Cast Votes:		11	100.00%	72	100.00%	50	100.00%	133	100.00%
Undervotes:		0		4		2		6	
Overvotes:		0		0		0		0	

Mansfield ISD Precinct Report

Tarrant County

Official Results

EN24 Joint Elections

Joint General and Special Elections

Registered Voters

10172 of 109319 = 9.30%

Run Time 11:47 AM

5/4/2024

Run Date 05/13/2024

Page 73

2612

0 of 0 registered voters = 0.00%

Mansfield Independent School District Trustee, Place 1

Choice	Party	Absentee Voting		Early Voting		Election Day Voting		Total	
Michelle Newsom		0	0.00%	0	0.00%	0	0.00%	0	0.00%
Matthew Herzberg		0	0.00%	0	0.00%	0	0.00%	0	0.00%
Cast Votes:		0	0.00%	0	0.00%	0	0.00%	0	0.00%
Undervotes:		0		0		0		0	
Overvotes:		0		0		0		0	

Mansfield Independent School District Trustee, Place 2

Choice	Party	Absentee Voting		Early Voting		Election Day Voting		Total	
Jandel Crutchfield		0	0.00%	0	0.00%	0	0.00%	0	0.00%
Angel Hidalgo		0	0.00%	0	0.00%	0	0.00%	0	0.00%
Cast Votes:		0	0.00%	0	0.00%	0	0.00%	0	0.00%
Undervotes:		0		0		0		0	
Overvotes:		0		0		0		0	

Mansfield Independent School District Proposition A

Choice	Party	Absentee Voting		Early Voting		Election Day Voting		Total	
For		0	0.00%	0	0.00%	0	0.00%	0	0.00%
Against		0	0.00%	0	0.00%	0	0.00%	0	0.00%
Cast Votes:		0	0.00%	0	0.00%	0	0.00%	0	0.00%
Undervotes:		0		0		0		0	
Overvotes:		0		0		0		0	

Mansfield Independent School District Proposition B

Choice	Party	Absentee Voting		Early Voting		Election Day Voting		Total	
For		0	0.00%	0	0.00%	0	0.00%	0	0.00%
Against		0	0.00%	0	0.00%	0	0.00%	0	0.00%
Cast Votes:		0	0.00%	0	0.00%	0	0.00%	0	0.00%
Undervotes:		0		0		0		0	
Overvotes:		0		0		0		0	

Mansfield ISD Precinct Report

Tarrant County

Official Results

EN24 Joint Elections

Joint General and Special Elections

Registered Voters

10172 of 109319 = 9.30%

Run Time 11:47 AM

5/4/2024

Run Date 05/13/2024

Page 74

2612

0 of 0 registered voters = 0.00%

Mansfield Independent School District Proposition C

Choice	Party	Absentee Voting		Early Voting		Election Day Voting		Total	
For		0	0.00%	0	0.00%	0	0.00%	0	0.00%
Against		0	0.00%	0	0.00%	0	0.00%	0	0.00%
	Cast Votes:	0	0.00%	0	0.00%	0	0.00%	0	0.00%
	Undervotes:	0		0		0		0	
	Overvotes:	0		0		0		0	

Mansfield Independent School District Proposition D

Choice	Party	Absentee Voting		Early Voting		Election Day Voting		Total	
For		0	0.00%	0	0.00%	0	0.00%	0	0.00%
Against		0	0.00%	0	0.00%	0	0.00%	0	0.00%
	Cast Votes:	0	0.00%	0	0.00%	0	0.00%	0	0.00%
	Undervotes:	0		0		0		0	
	Overvotes:	0		0		0		0	

Mansfield Independent School District Proposition E

Choice	Party	Absentee Voting		Early Voting		Election Day Voting		Total	
For		0	0.00%	0	0.00%	0	0.00%	0	0.00%
Against		0	0.00%	0	0.00%	0	0.00%	0	0.00%
	Cast Votes:	0	0.00%	0	0.00%	0	0.00%	0	0.00%
	Undervotes:	0		0		0		0	
	Overvotes:	0		0		0		0	

EN24 Joint Elections

Joint General and Special Elections

Registered Voters

10172 of 109319 = 9.30%

Run Time 11:47 AM

5/4/2024

Run Date 05/13/2024

Page 75

2613

112 of 2,437 registered voters = 4.60%

Mansfield Independent School District Trustee, Place 1

Choice	Party	Absentee Voting		Early Voting		Election Day Voting		Total	
Michelle Newsom		4	100.00%	40	61.54%	27	77.14%	71	68.27%
Matthew Herzberg		0	0.00%	25	38.46%	8	22.86%	33	31.73%
Cast Votes:		4	100.00%	65	100.00%	35	100.00%	104	100.00%
Undervotes:		0		5		3		8	
Overvotes:		0		0		0		0	

Mansfield Independent School District Trustee, Place 2

Choice	Party	Absentee Voting		Early Voting		Election Day Voting		Total	
Jandel Crutchfield		2	50.00%	44	66.67%	26	72.22%	72	67.92%
Angel Hidalgo		2	50.00%	22	33.33%	10	27.78%	34	32.08%
Cast Votes:		4	100.00%	66	100.00%	36	100.00%	106	100.00%
Undervotes:		0		4		2		6	
Overvotes:		0		0		0		0	

Mansfield Independent School District Proposition A

Choice	Party	Absentee Voting		Early Voting		Election Day Voting		Total	
For		3	75.00%	35	53.03%	23	60.53%	61	56.48%
Against		1	25.00%	31	46.97%	15	39.47%	47	43.52%
Cast Votes:		4	100.00%	66	100.00%	38	100.00%	108	100.00%
Undervotes:		0		4		0		4	
Overvotes:		0		0		0		0	

Mansfield Independent School District Proposition B

Choice	Party	Absentee Voting		Early Voting		Election Day Voting		Total	
For		2	50.00%	30	45.45%	22	57.89%	54	50.00%
Against		2	50.00%	36	54.55%	16	42.11%	54	50.00%
Cast Votes:		4	100.00%	66	100.00%	38	100.00%	108	100.00%
Undervotes:		0		4		0		4	
Overvotes:		0		0		0		0	

Mansfield ISD Precinct Report

Tarrant County

Official Results

EN24 Joint Elections

Joint General and Special Elections

Registered Voters
10172 of 109319 = 9.30%

Run Time 11:47 AM

5/4/2024

Run Date 05/13/2024

Page 76

2613

112 of 2,437 registered voters = 4.60%

Mansfield Independent School District Proposition C

Choice	Party	Absentee Voting		Early Voting		Election Day Voting		Total	
For		2	50.00%	30	45.45%	19	50.00%	51	47.22%
Against		2	50.00%	36	54.55%	19	50.00%	57	52.78%
Cast Votes:		4	100.00%	66	100.00%	38	100.00%	108	100.00%
Undervotes:		0		4		0		4	
Overvotes:		0		0		0		0	

Mansfield Independent School District Proposition D

Choice	Party	Absentee Voting		Early Voting		Election Day Voting		Total	
For		1	25.00%	32	47.76%	24	63.16%	57	52.29%
Against		3	75.00%	35	52.24%	14	36.84%	52	47.71%
Cast Votes:		4	100.00%	67	100.00%	38	100.00%	109	100.00%
Undervotes:		0		3		0		3	
Overvotes:		0		0		0		0	

Mansfield Independent School District Proposition E

Choice	Party	Absentee Voting		Early Voting		Election Day Voting		Total	
For		3	75.00%	31	46.97%	20	52.63%	54	50.00%
Against		1	25.00%	35	53.03%	18	47.37%	54	50.00%
Cast Votes:		4	100.00%	66	100.00%	38	100.00%	108	100.00%
Undervotes:		0		4		0		4	
Overvotes:		0		0		0		0	

Mansfield ISD Precinct Report

EN24 Joint Elections

Run Time 11:47 AM

Run Date 05/13/2024

Tarrant County

Joint General and Special Elections

5/4/2024

Page 77

Official Results

Registered Voters

10172 of 109319 = 9.30%

2614

74 of 501 registered voters = 14.77%

Mansfield Independent School District Trustee, Place 1

Choice	Party	Absentee Voting		Early Voting		Election Day Voting		Total	
Michelle Newsom		0	0.00%	23	46.94%	9	40.91%	32	45.07%
Matthew Herzberg		0	0.00%	26	53.06%	13	59.09%	39	54.93%
Cast Votes:		0	0.00%	49	100.00%	22	100.00%	71	100.00%
Undervotes:		0		2		1		3	
Overvotes:		0		0		0		0	

Mansfield Independent School District Trustee, Place 2

Choice	Party	Absentee Voting		Early Voting		Election Day Voting		Total	
Jandel Crutchfield		0	0.00%	37	72.55%	16	69.57%	53	71.62%
Angel Hidalgo		0	0.00%	14	27.45%	7	30.43%	21	28.38%
Cast Votes:		0	0.00%	51	100.00%	23	100.00%	74	100.00%
Undervotes:		0		0		0		0	
Overvotes:		0		0		0		0	

Mansfield Independent School District Proposition A

Choice	Party	Absentee Voting		Early Voting		Election Day Voting		Total	
For		0	0.00%	33	66.00%	12	52.17%	45	61.64%
Against		0	0.00%	17	34.00%	11	47.83%	28	38.36%
Cast Votes:		0	0.00%	50	100.00%	23	100.00%	73	100.00%
Undervotes:		0		1		0		1	
Overvotes:		0		0		0		0	

Mansfield Independent School District Proposition B

Choice	Party	Absentee Voting		Early Voting		Election Day Voting		Total	
For		0	0.00%	34	68.00%	12	52.17%	46	63.01%
Against		0	0.00%	16	32.00%	11	47.83%	27	36.99%
Cast Votes:		0	0.00%	50	100.00%	23	100.00%	73	100.00%
Undervotes:		0		1		0		1	
Overvotes:		0		0		0		0	

Mansfield ISD Precinct Report

EN24 Joint Elections

Run Time 11:47 AM

Run Date 05/13/2024

Tarrant County

Joint General and Special Elections

5/4/2024

Page 78

Official Results

Registered Voters

10172 of 109319 = 9.30%

2614

74 of 501 registered voters = 14.77%

Mansfield Independent School District Proposition C

Choice	Party	Absentee Voting		Early Voting		Election Day Voting		Total	
For		0	0.00%	30	60.00%	11	47.83%	41	56.16%
Against		0	0.00%	20	40.00%	12	52.17%	32	43.84%
	Cast Votes:	0	0.00%	50	100.00%	23	100.00%	73	100.00%
	Undervotes:	0		1		0		1	
	Overvotes:	0		0		0		0	

Mansfield Independent School District Proposition D

Choice	Party	Absentee Voting		Early Voting		Election Day Voting		Total	
For		0	0.00%	35	71.43%	10	43.48%	45	62.50%
Against		0	0.00%	14	28.57%	13	56.52%	27	37.50%
	Cast Votes:	0	0.00%	49	100.00%	23	100.00%	72	100.00%
	Undervotes:	0		2		0		2	
	Overvotes:	0		0		0		0	

Mansfield Independent School District Proposition E

Choice	Party	Absentee Voting		Early Voting		Election Day Voting		Total	
For		0	0.00%	32	64.00%	10	43.48%	42	57.53%
Against		0	0.00%	18	36.00%	13	56.52%	31	42.47%
	Cast Votes:	0	0.00%	50	100.00%	23	100.00%	73	100.00%
	Undervotes:	0		1		0		1	
	Overvotes:	0		0		0		0	

Mansfield ISD Precinct Report

EN24 Joint Elections

Run Time 11:47 AM

Run Date 05/13/2024

Tarrant County

Joint General and Special Elections

5/4/2024

Page 79

Official Results

Registered Voters

10172 of 109319 = 9.30%

2618

6 of 56 registered voters = 10.71%

Mansfield Independent School District Trustee, Place 1

Choice	Party	Absentee Voting		Early Voting		Election Day Voting		Total	
Michelle Newsom		0	0.00%	0	0.00%	4	100.00%	4	66.67%
Matthew Herzberg		0	0.00%	2	100.00%	0	0.00%	2	33.33%
Cast Votes:		0	0.00%	2	100.00%	4	100.00%	6	100.00%
Undervotes:		0		0		0		0	
Overvotes:		0		0		0		0	

Mansfield Independent School District Trustee, Place 2

Choice	Party	Absentee Voting		Early Voting		Election Day Voting		Total	
Jandel Crutchfield		0	0.00%	2	100.00%	3	75.00%	5	83.33%
Angel Hidalgo		0	0.00%	0	0.00%	1	25.00%	1	16.67%
Cast Votes:		0	0.00%	2	100.00%	4	100.00%	6	100.00%
Undervotes:		0		0		0		0	
Overvotes:		0		0		0		0	

Mansfield Independent School District Proposition A

Choice	Party	Absentee Voting		Early Voting		Election Day Voting		Total	
For		0	0.00%	0	0.00%	4	100.00%	4	66.67%
Against		0	0.00%	2	100.00%	0	0.00%	2	33.33%
Cast Votes:		0	0.00%	2	100.00%	4	100.00%	6	100.00%
Undervotes:		0		0		0		0	
Overvotes:		0		0		0		0	

Mansfield Independent School District Proposition B

Choice	Party	Absentee Voting		Early Voting		Election Day Voting		Total	
For		0	0.00%	0	0.00%	4	100.00%	4	66.67%
Against		0	0.00%	2	100.00%	0	0.00%	2	33.33%
Cast Votes:		0	0.00%	2	100.00%	4	100.00%	6	100.00%
Undervotes:		0		0		0		0	
Overvotes:		0		0		0		0	

Mansfield ISD Precinct Report

EN24 Joint Elections

Run Time 11:47 AM

Run Date 05/13/2024

Tarrant County

Joint General and Special Elections

5/4/2024

Page 80

Official Results

Registered Voters

10172 of 109319 = 9.30%

2618

6 of 56 registered voters = 10.71%

Mansfield Independent School District Proposition C

Choice	Party	Absentee Voting		Early Voting		Election Day Voting		Total	
For		0	0.00%	0	0.00%	4	100.00%	4	66.67%
Against		0	0.00%	2	100.00%	0	0.00%	2	33.33%
	Cast Votes:	0	0.00%	2	100.00%	4	100.00%	6	100.00%
	Undervotes:	0		0		0		0	
	Overvotes:	0		0		0		0	

Mansfield Independent School District Proposition D

Choice	Party	Absentee Voting		Early Voting		Election Day Voting		Total	
For		0	0.00%	0	0.00%	4	100.00%	4	66.67%
Against		0	0.00%	2	100.00%	0	0.00%	2	33.33%
	Cast Votes:	0	0.00%	2	100.00%	4	100.00%	6	100.00%
	Undervotes:	0		0		0		0	
	Overvotes:	0		0		0		0	

Mansfield Independent School District Proposition E

Choice	Party	Absentee Voting		Early Voting		Election Day Voting		Total	
For		0	0.00%	0	0.00%	4	100.00%	4	66.67%
Against		0	0.00%	2	100.00%	0	0.00%	2	33.33%
	Cast Votes:	0	0.00%	2	100.00%	4	100.00%	6	100.00%
	Undervotes:	0		0		0		0	
	Overvotes:	0		0		0		0	

2635

28 of 662 registered voters = 4.23%

Mansfield Independent School District Trustee, Place 1

Choice	Party	Absentee Voting		Early Voting		Election Day Voting		Total	
Michelle Newsom		1	100.00%	9	60.00%	6	54.55%	16	59.26%
Matthew Herzberg		0	0.00%	6	40.00%	5	45.45%	11	40.74%
Cast Votes:		1	100.00%	15	100.00%	11	100.00%	27	100.00%
Undervotes:		0		1		0		1	
Overvotes:		0		0		0		0	

Mansfield Independent School District Trustee, Place 2

Choice	Party	Absentee Voting		Early Voting		Election Day Voting		Total	
Jandel Crutchfield		1	100.00%	10	66.67%	7	63.64%	18	66.67%
Angel Hidalgo		0	0.00%	5	33.33%	4	36.36%	9	33.33%
Cast Votes:		1	100.00%	15	100.00%	11	100.00%	27	100.00%
Undervotes:		0		1		0		1	
Overvotes:		0		0		0		0	

Mansfield Independent School District Proposition A

Choice	Party	Absentee Voting		Early Voting		Election Day Voting		Total	
For		0	0.00%	4	26.67%	7	63.64%	11	40.74%
Against		1	100.00%	11	73.33%	4	36.36%	16	59.26%
Cast Votes:		1	100.00%	15	100.00%	11	100.00%	27	100.00%
Undervotes:		0		1		0		1	
Overvotes:		0		0		0		0	

Mansfield Independent School District Proposition B

Choice	Party	Absentee Voting		Early Voting		Election Day Voting		Total	
For		0	0.00%	4	26.67%	8	72.73%	12	44.44%
Against		1	100.00%	11	73.33%	3	27.27%	15	55.56%
Cast Votes:		1	100.00%	15	100.00%	11	100.00%	27	100.00%
Undervotes:		0		1		0		1	
Overvotes:		0		0		0		0	

Mansfield ISD Precinct Report

Tarrant County

Official Results

EN24 Joint Elections

Joint General and Special Elections

Registered Voters
10172 of 109319 = 9.30%

Run Time 11:47 AM

5/4/2024

Run Date 05/13/2024

Page 82

2635

28 of 662 registered voters = 4.23%

Mansfield Independent School District Proposition C

Choice	Party	Absentee Voting		Early Voting		Election Day Voting		Total	
For		0	0.00%	3	20.00%	7	70.00%	10	38.46%
Against		1	100.00%	12	80.00%	3	30.00%	16	61.54%
Cast Votes:		1	100.00%	15	100.00%	10	100.00%	26	100.00%
Undervotes:		0		1		1		2	
Overvotes:		0		0		0		0	

Mansfield Independent School District Proposition D

Choice	Party	Absentee Voting		Early Voting		Election Day Voting		Total	
For		0	0.00%	3	20.00%	7	63.64%	10	37.04%
Against		1	100.00%	12	80.00%	4	36.36%	17	62.96%
Cast Votes:		1	100.00%	15	100.00%	11	100.00%	27	100.00%
Undervotes:		0		1		0		1	
Overvotes:		0		0		0		0	

Mansfield Independent School District Proposition E

Choice	Party	Absentee Voting		Early Voting		Election Day Voting		Total	
For		0	0.00%	3	20.00%	7	63.64%	10	37.04%
Against		1	100.00%	12	80.00%	4	36.36%	17	62.96%
Cast Votes:		1	100.00%	15	100.00%	11	100.00%	27	100.00%
Undervotes:		0		1		0		1	
Overvotes:		0		0		0		0	

EN24 Joint Elections

Joint General and Special Elections

Registered Voters

10172 of 109319 = 9.30%

Run Time 11:47 AM

5/4/2024

Run Date 05/13/2024

Page 83

2636

227 of 3,065 registered voters = 7.41%

Mansfield Independent School District Trustee, Place 1

Choice	Party	Absentee Voting		Early Voting		Election Day Voting		Total	
Michelle Newsom		21	75.00%	67	56.30%	34	59.65%	122	59.80%
Matthew Herzberg		7	25.00%	52	43.70%	23	40.35%	82	40.20%
Cast Votes:		28	100.00%	119	100.00%	57	100.00%	204	100.00%
Undervotes:		7		8		8		23	
Overvotes:		0		0		0		0	

Mansfield Independent School District Trustee, Place 2

Choice	Party	Absentee Voting		Early Voting		Election Day Voting		Total	
Jandel Crutchfield		16	55.17%	72	62.61%	32	55.17%	120	59.41%
Angel Hidalgo		13	44.83%	43	37.39%	26	44.83%	82	40.59%
Cast Votes:		29	100.00%	115	100.00%	58	100.00%	202	100.00%
Undervotes:		6		12		7		25	
Overvotes:		0		0		0		0	

Mansfield Independent School District Proposition A

Choice	Party	Absentee Voting		Early Voting		Election Day Voting		Total	
For		27	77.14%	61	48.41%	34	52.31%	122	53.98%
Against		8	22.86%	65	51.59%	31	47.69%	104	46.02%
Cast Votes:		35	100.00%	126	100.00%	65	100.00%	226	100.00%
Undervotes:		0		1		0		1	
Overvotes:		0		0		0		0	

Mansfield Independent School District Proposition B

Choice	Party	Absentee Voting		Early Voting		Election Day Voting		Total	
For		25	73.53%	52	42.28%	29	44.62%	106	47.75%
Against		9	26.47%	71	57.72%	36	55.38%	116	52.25%
Cast Votes:		34	100.00%	123	100.00%	65	100.00%	222	100.00%
Undervotes:		1		4		0		5	
Overvotes:		0		0		0		0	

Mansfield ISD Precinct Report

EN24 Joint Elections

Run Time 11:47 AM

Run Date 05/13/2024

Tarrant County

Joint General and Special Elections

5/4/2024

Page 84

Official Results

Registered Voters

10172 of 109319 = 9.30%

2636

227 of 3,065 registered voters = 7.41%

Mansfield Independent School District Proposition C

Choice	Party	Absentee Voting		Early Voting		Election Day Voting		Total	
For		22	64.71%	48	38.10%	29	44.62%	99	44.00%
Against		12	35.29%	78	61.90%	36	55.38%	126	56.00%
Cast Votes:		34	100.00%	126	100.00%	65	100.00%	225	100.00%
Undervotes:		1		1		0		2	
Overvotes:		0		0		0		0	

Mansfield Independent School District Proposition D

Choice	Party	Absentee Voting		Early Voting		Election Day Voting		Total	
For		24	68.57%	55	43.65%	30	46.15%	109	48.23%
Against		11	31.43%	71	56.35%	35	53.85%	117	51.77%
Cast Votes:		35	100.00%	126	100.00%	65	100.00%	226	100.00%
Undervotes:		0		1		0		1	
Overvotes:		0		0		0		0	

Mansfield Independent School District Proposition E

Choice	Party	Absentee Voting		Early Voting		Election Day Voting		Total	
For		25	71.43%	48	38.40%	25	38.46%	98	43.56%
Against		10	28.57%	77	61.60%	40	61.54%	127	56.44%
Cast Votes:		35	100.00%	125	100.00%	65	100.00%	225	100.00%
Undervotes:		0		2		0		2	
Overvotes:		0		0		0		0	

EN24 Joint Elections

Joint General and Special Elections

Registered Voters
10172 of 109319 = 9.30%

Run Time 11:47 AM

5/4/2024

Run Date 05/13/2024

Page 85

2643

178 of 1,449 registered voters = 12.28%

Mansfield Independent School District Trustee, Place 1

Choice	Party	Absentee Voting		Early Voting		Election Day Voting		Total	
Michelle Newsom		1	100.00%	63	50.00%	24	55.81%	88	51.76%
Matthew Herzberg		0	0.00%	63	50.00%	19	44.19%	82	48.24%
Cast Votes:		1	100.00%	126	100.00%	43	100.00%	170	100.00%
Undervotes:		0		8		0		8	
Overvotes:		0		0		0		0	

Mansfield Independent School District Trustee, Place 2

Choice	Party	Absentee Voting		Early Voting		Election Day Voting		Total	
Jandel Crutchfield		1	100.00%	96	73.85%	27	64.29%	124	71.68%
Angel Hidalgo		0	0.00%	34	26.15%	15	35.71%	49	28.32%
Cast Votes:		1	100.00%	130	100.00%	42	100.00%	173	100.00%
Undervotes:		0		4		1		5	
Overvotes:		0		0		0		0	

Mansfield Independent School District Proposition A

Choice	Party	Absentee Voting		Early Voting		Election Day Voting		Total	
For		0	0.00%	81	60.45%	33	76.74%	114	64.04%
Against		1	100.00%	53	39.55%	10	23.26%	64	35.96%
Cast Votes:		1	100.00%	134	100.00%	43	100.00%	178	100.00%
Undervotes:		0		0		0		0	
Overvotes:		0		0		0		0	

Mansfield Independent School District Proposition B

Choice	Party	Absentee Voting		Early Voting		Election Day Voting		Total	
For		0	0.00%	81	60.90%	32	74.42%	113	63.84%
Against		1	100.00%	52	39.10%	11	25.58%	64	36.16%
Cast Votes:		1	100.00%	133	100.00%	43	100.00%	177	100.00%
Undervotes:		0		1		0		1	
Overvotes:		0		0		0		0	

Mansfield ISD Precinct Report

Tarrant County

Official Results

EN24 Joint Elections

Joint General and Special Elections

Registered Voters
10172 of 109319 = 9.30%

Run Time 11:47 AM

5/4/2024

Run Date 05/13/2024

Page 86

2643

178 of 1,449 registered voters = 12.28%

Mansfield Independent School District Proposition C

Choice	Party	Absentee Voting		Early Voting		Election Day Voting		Total	
For		0	0.00%	70	53.03%	30	69.77%	100	56.82%
Against		1	100.00%	62	46.97%	13	30.23%	76	43.18%
Cast Votes:		1	100.00%	132	100.00%	43	100.00%	176	100.00%
Undervotes:		0		2		0		2	
Overvotes:		0		0		0		0	

Mansfield Independent School District Proposition D

Choice	Party	Absentee Voting		Early Voting		Election Day Voting		Total	
For		0	0.00%	78	58.65%	30	69.77%	108	61.02%
Against		1	100.00%	55	41.35%	13	30.23%	69	38.98%
Cast Votes:		1	100.00%	133	100.00%	43	100.00%	177	100.00%
Undervotes:		0		1		0		1	
Overvotes:		0		0		0		0	

Mansfield Independent School District Proposition E

Choice	Party	Absentee Voting		Early Voting		Election Day Voting		Total	
For		0	0.00%	68	51.13%	29	67.44%	97	54.80%
Against		1	100.00%	65	48.87%	14	32.56%	80	45.20%
Cast Votes:		1	100.00%	133	100.00%	43	100.00%	177	100.00%
Undervotes:		0		1		0		1	
Overvotes:		0		0		0		0	

Mansfield ISD Precinct Report

EN24 Joint Elections

Run Time 11:47 AM

Run Date 05/13/2024

Tarrant County

Joint General and Special Elections

5/4/2024

Page 87

Official Results

Registered Voters

10172 of 109319 = 9.30%

2644

559 of 4,054 registered voters = 13.79%

Mansfield Independent School District Trustee, Place 1

Choice	Party	Absentee Voting		Early Voting		Election Day Voting		Total	
Michelle Newsom		5	62.50%	207	54.91%	87	63.97%	299	57.39%
Matthew Herzberg		3	37.50%	170	45.09%	49	36.03%	222	42.61%
Cast Votes:		8	100.00%	377	100.00%	136	100.00%	521	100.00%
Undervotes:		1		30		7		38	
Overvotes:		0		0		0		0	

Mansfield Independent School District Trustee, Place 2

Choice	Party	Absentee Voting		Early Voting		Election Day Voting		Total	
Jandel Crutchfield		5	71.43%	302	79.27%	92	70.77%	399	77.03%
Angel Hidalgo		2	28.57%	79	20.73%	38	29.23%	119	22.97%
Cast Votes:		7	100.00%	381	100.00%	130	100.00%	518	100.00%
Undervotes:		2		26		13		41	
Overvotes:		0		0		0		0	

Mansfield Independent School District Proposition A

Choice	Party	Absentee Voting		Early Voting		Election Day Voting		Total	
For		2	22.22%	230	56.93%	77	55.40%	309	55.98%
Against		7	77.78%	174	43.07%	62	44.60%	243	44.02%
Cast Votes:		9	100.00%	404	100.00%	139	100.00%	552	100.00%
Undervotes:		0		3		4		7	
Overvotes:		0		0		0		0	

Mansfield Independent School District Proposition B

Choice	Party	Absentee Voting		Early Voting		Election Day Voting		Total	
For		3	33.33%	226	55.94%	78	56.52%	307	55.72%
Against		6	66.67%	178	44.06%	60	43.48%	244	44.28%
Cast Votes:		9	100.00%	404	100.00%	138	100.00%	551	100.00%
Undervotes:		0		3		5		8	
Overvotes:		0		0		0		0	

Mansfield ISD Precinct Report

Tarrant County

Official Results

EN24 Joint Elections

Joint General and Special Elections

Registered Voters
10172 of 109319 = 9.30%

Run Time 11:47 AM

5/4/2024

Run Date 05/13/2024

Page 88

2644

559 of 4,054 registered voters = 13.79%

Mansfield Independent School District Proposition C

Choice	Party	Absentee Voting		Early Voting		Election Day Voting		Total	
For		3	33.33%	191	47.39%	66	48.18%	260	47.36%
Against		6	66.67%	212	52.61%	71	51.82%	289	52.64%
Cast Votes:		9	100.00%	403	100.00%	137	100.00%	549	100.00%
Undervotes:		0		4		6		10	
Overvotes:		0		0		0		0	

Mansfield Independent School District Proposition D

Choice	Party	Absentee Voting		Early Voting		Election Day Voting		Total	
For		2	22.22%	214	53.23%	68	49.64%	284	51.82%
Against		7	77.78%	188	46.77%	69	50.36%	264	48.18%
Cast Votes:		9	100.00%	402	100.00%	137	100.00%	548	100.00%
Undervotes:		0		5		6		11	
Overvotes:		0		0		0		0	

Mansfield Independent School District Proposition E

Choice	Party	Absentee Voting		Early Voting		Election Day Voting		Total	
For		3	33.33%	195	49.12%	65	47.10%	263	48.35%
Against		6	66.67%	202	50.88%	73	52.90%	281	51.65%
Cast Votes:		9	100.00%	397	100.00%	138	100.00%	544	100.00%
Undervotes:		0		10		5		15	
Overvotes:		0		0		0		0	

Mansfield ISD Precinct Report

EN24 Joint Elections

Run Time 11:47 AM

Run Date 05/13/2024

Tarrant County

Joint General and Special Elections

5/4/2024

Page 89

Official Results

Registered Voters

10172 of 109319 = 9.30%

2645

334 of 2,262 registered voters = 14.77%

Mansfield Independent School District Trustee, Place 1

Choice	Party	Absentee Voting		Early Voting		Election Day Voting		Total	
Michelle Newsom		9	64.29%	121	51.93%	48	64.86%	178	55.45%
Matthew Herzberg		5	35.71%	112	48.07%	26	35.14%	143	44.55%
Cast Votes:		14	100.00%	233	100.00%	74	100.00%	321	100.00%
Undervotes:		2		7		4		13	
Overvotes:		0		0		0		0	

Mansfield Independent School District Trustee, Place 2

Choice	Party	Absentee Voting		Early Voting		Election Day Voting		Total	
Jandel Crutchfield		9	64.29%	127	56.95%	37	50.00%	173	55.63%
Angel Hidalgo		5	35.71%	96	43.05%	37	50.00%	138	44.37%
Cast Votes:		14	100.00%	223	100.00%	74	100.00%	311	100.00%
Undervotes:		2		17		4		23	
Overvotes:		0		0		0		0	

Mansfield Independent School District Proposition A

Choice	Party	Absentee Voting		Early Voting		Election Day Voting		Total	
For		6	37.50%	137	57.56%	39	50.65%	182	54.98%
Against		10	62.50%	101	42.44%	38	49.35%	149	45.02%
Cast Votes:		16	100.00%	238	100.00%	77	100.00%	331	100.00%
Undervotes:		0		2		1		3	
Overvotes:		0		0		0		0	

Mansfield Independent School District Proposition B

Choice	Party	Absentee Voting		Early Voting		Election Day Voting		Total	
For		7	43.75%	145	60.92%	40	52.63%	192	58.18%
Against		9	56.25%	93	39.08%	36	47.37%	138	41.82%
Cast Votes:		16	100.00%	238	100.00%	76	100.00%	330	100.00%
Undervotes:		0		2		2		4	
Overvotes:		0		0		0		0	

Mansfield ISD Precinct Report

Tarrant County

Official Results

EN24 Joint Elections

Joint General and Special Elections

Registered Voters

10172 of 109319 = 9.30%

Run Time 11:47 AM

5/4/2024

Run Date 05/13/2024

Page 90

2645

334 of 2,262 registered voters = 14.77%

Mansfield Independent School District Proposition C

Choice	Party	Absentee Voting		Early Voting		Election Day Voting		Total	
For		4	25.00%	110	46.41%	34	44.16%	148	44.85%
Against		12	75.00%	127	53.59%	43	55.84%	182	55.15%
Cast Votes:		16	100.00%	237	100.00%	77	100.00%	330	100.00%
Undervotes:		0		3		1		4	
Overvotes:		0		0		0		0	

Mansfield Independent School District Proposition D

Choice	Party	Absentee Voting		Early Voting		Election Day Voting		Total	
For		4	25.00%	121	50.84%	34	44.16%	159	48.04%
Against		12	75.00%	117	49.16%	43	55.84%	172	51.96%
Cast Votes:		16	100.00%	238	100.00%	77	100.00%	331	100.00%
Undervotes:		0		2		1		3	
Overvotes:		0		0		0		0	

Mansfield Independent School District Proposition E

Choice	Party	Absentee Voting		Early Voting		Election Day Voting		Total	
For		4	25.00%	107	44.96%	34	44.74%	145	43.94%
Against		12	75.00%	131	55.04%	42	55.26%	185	56.06%
Cast Votes:		16	100.00%	238	100.00%	76	100.00%	330	100.00%
Undervotes:		0		2		2		4	
Overvotes:		0		0		0		0	

Mansfield ISD Precinct Report

EN24 Joint Elections

Run Time 11:47 AM

Run Date 05/13/2024

Tarrant County

Joint General and Special Elections

5/4/2024

Page 91

Official Results

Registered Voters

10172 of 109319 = 9.30%

2697

376 of 3,486 registered voters = 10.79%

Mansfield Independent School District Trustee, Place 1

Choice	Party	Absentee Voting		Early Voting		Election Day Voting		Total	
Michelle Newsom		4	33.33%	119	45.08%	47	58.02%	170	47.62%
Matthew Herzberg		8	66.67%	145	54.92%	34	41.98%	187	52.38%
Cast Votes:		12	100.00%	264	100.00%	81	100.00%	357	100.00%
Undervotes:		0		16		3		19	
Overvotes:		0		0		0		0	

Mansfield Independent School District Trustee, Place 2

Choice	Party	Absentee Voting		Early Voting		Election Day Voting		Total	
Jandel Crutchfield		8	66.67%	170	67.19%	49	62.82%	227	66.18%
Angel Hidalgo		4	33.33%	83	32.81%	29	37.18%	116	33.82%
Cast Votes:		12	100.00%	253	100.00%	78	100.00%	343	100.00%
Undervotes:		0		27		6		33	
Overvotes:		0		0		0		0	

Mansfield Independent School District Proposition A

Choice	Party	Absentee Voting		Early Voting		Election Day Voting		Total	
For		4	33.33%	175	63.18%	54	65.06%	233	62.63%
Against		8	66.67%	102	36.82%	29	34.94%	139	37.37%
Cast Votes:		12	100.00%	277	100.00%	83	100.00%	372	100.00%
Undervotes:		0		3		1		4	
Overvotes:		0		0		0		0	

Mansfield Independent School District Proposition B

Choice	Party	Absentee Voting		Early Voting		Election Day Voting		Total	
For		4	33.33%	167	60.29%	50	60.24%	221	59.41%
Against		8	66.67%	110	39.71%	33	39.76%	151	40.59%
Cast Votes:		12	100.00%	277	100.00%	83	100.00%	372	100.00%
Undervotes:		0		3		1		4	
Overvotes:		0		0		0		0	

Mansfield ISD Precinct Report

EN24 Joint Elections

Run Time 11:47 AM

Run Date 05/13/2024

Tarrant County

Joint General and Special Elections

5/4/2024

Page 92

Official Results

Registered Voters

10172 of 109319 = 9.30%

2697

376 of 3,486 registered voters = 10.79%

Mansfield Independent School District Proposition C

Choice	Party	Absentee Voting		Early Voting		Election Day Voting		Total	
For		4	33.33%	147	52.88%	48	57.83%	199	53.35%
Against		8	66.67%	131	47.12%	35	42.17%	174	46.65%
Cast Votes:		12	100.00%	278	100.00%	83	100.00%	373	100.00%
Undervotes:		0		2		1		3	
Overvotes:		0		0		0		0	

Mansfield Independent School District Proposition D

Choice	Party	Absentee Voting		Early Voting		Election Day Voting		Total	
For		5	41.67%	156	56.12%	51	61.45%	212	56.84%
Against		7	58.33%	122	43.88%	32	38.55%	161	43.16%
Cast Votes:		12	100.00%	278	100.00%	83	100.00%	373	100.00%
Undervotes:		0		2		1		3	
Overvotes:		0		0		0		0	

Mansfield Independent School District Proposition E

Choice	Party	Absentee Voting		Early Voting		Election Day Voting		Total	
For		4	33.33%	144	51.99%	47	56.63%	195	52.42%
Against		8	66.67%	133	48.01%	36	43.37%	177	47.58%
Cast Votes:		12	100.00%	277	100.00%	83	100.00%	372	100.00%
Undervotes:		0		3		1		4	
Overvotes:		0		0		0		0	

EN24 Joint Elections

Joint General and Special Elections

Registered Voters

10172 of 109319 = 9.30%

Run Time 11:47 AM

5/4/2024

Run Date 05/13/2024

Page 93

2699

628 of 4,164 registered voters = 15.08%

Mansfield Independent School District Trustee, Place 1

Choice	Party	Absentee Voting		Early Voting		Election Day Voting		Total	
Michelle Newsom		9	64.29%	219	53.55%	110	68.32%	338	57.88%
Matthew Herzberg		5	35.71%	190	46.45%	51	31.68%	246	42.12%
Cast Votes:		14	100.00%	409	100.00%	161	100.00%	584	100.00%
Undervotes:		1		30		13		44	
Overvotes:		0		0		0		0	

Mansfield Independent School District Trustee, Place 2

Choice	Party	Absentee Voting		Early Voting		Election Day Voting		Total	
Jandel Crutchfield		8	57.14%	298	73.58%	113	71.52%	419	72.62%
Angel Hidalgo		6	42.86%	107	26.42%	45	28.48%	158	27.38%
Cast Votes:		14	100.00%	405	100.00%	158	100.00%	577	100.00%
Undervotes:		1		34		16		51	
Overvotes:		0		0		0		0	

Mansfield Independent School District Proposition A

Choice	Party	Absentee Voting		Early Voting		Election Day Voting		Total	
For		5	35.71%	242	56.15%	100	58.48%	347	56.33%
Against		9	64.29%	189	43.85%	71	41.52%	269	43.67%
Cast Votes:		14	100.00%	431	100.00%	171	100.00%	616	100.00%
Undervotes:		1		8		3		12	
Overvotes:		0		0		0		0	

Mansfield Independent School District Proposition B

Choice	Party	Absentee Voting		Early Voting		Election Day Voting		Total	
For		6	40.00%	235	54.65%	95	55.23%	336	54.46%
Against		9	60.00%	195	45.35%	77	44.77%	281	45.54%
Cast Votes:		15	100.00%	430	100.00%	172	100.00%	617	100.00%
Undervotes:		0		9		2		11	
Overvotes:		0		0		0		0	

Mansfield ISD Precinct Report

Tarrant County

Official Results

EN24 Joint Elections

Joint General and Special Elections

Registered Voters

10172 of 109319 = 9.30%

Run Time 11:47 AM

5/4/2024

Run Date 05/13/2024

Page 94

2699

628 of 4,164 registered voters = 15.08%

Mansfield Independent School District Proposition C

Choice	Party	Absentee Voting		Early Voting		Election Day Voting		Total	
For		5	33.33%	202	46.76%	76	44.44%	283	45.79%
Against		10	66.67%	230	53.24%	95	55.56%	335	54.21%
Cast Votes:		15	100.00%	432	100.00%	171	100.00%	618	100.00%
Undervotes:		0		7		3		10	
Overvotes:		0		0		0		0	

Mansfield Independent School District Proposition D

Choice	Party	Absentee Voting		Early Voting		Election Day Voting		Total	
For		5	33.33%	216	50.23%	91	53.53%	312	50.73%
Against		10	66.67%	214	49.77%	79	46.47%	303	49.27%
Cast Votes:		15	100.00%	430	100.00%	170	100.00%	615	100.00%
Undervotes:		0		9		4		13	
Overvotes:		0		0		0		0	

Mansfield Independent School District Proposition E

Choice	Party	Absentee Voting		Early Voting		Election Day Voting		Total	
For		5	33.33%	199	46.17%	71	42.51%	275	44.86%
Against		10	66.67%	232	53.83%	96	57.49%	338	55.14%
Cast Votes:		15	100.00%	431	100.00%	167	100.00%	613	100.00%
Undervotes:		0		8		7		15	
Overvotes:		0		0		0		0	

Mansfield ISD Precinct Report

EN24 Joint Elections

Run Time 11:47 AM

Run Date 05/13/2024

Tarrant County

Joint General and Special Elections

5/4/2024

Page 95

Official Results

Registered Voters

10172 of 109319 = 9.30%

2708

223 of 1,850 registered voters = 12.05%

Mansfield Independent School District Trustee, Place 1

Choice	Party	Absentee Voting		Early Voting		Election Day Voting		Total	
Michelle Newsom		7	77.78%	61	42.07%	37	58.73%	105	48.39%
Matthew Herzberg		2	22.22%	84	57.93%	26	41.27%	112	51.61%
Cast Votes:		9	100.00%	145	100.00%	63	100.00%	217	100.00%
Undervotes:		0		6		0		6	
Overvotes:		0		0		0		0	

Mansfield Independent School District Trustee, Place 2

Choice	Party	Absentee Voting		Early Voting		Election Day Voting		Total	
Jandel Crutchfield		4	50.00%	107	75.35%	45	75.00%	156	74.29%
Angel Hidalgo		4	50.00%	35	24.65%	15	25.00%	54	25.71%
Cast Votes:		8	100.00%	142	100.00%	60	100.00%	210	100.00%
Undervotes:		1		9		3		13	
Overvotes:		0		0		0		0	

Mansfield Independent School District Proposition A

Choice	Party	Absentee Voting		Early Voting		Election Day Voting		Total	
For		4	50.00%	95	62.91%	42	66.67%	141	63.51%
Against		4	50.00%	56	37.09%	21	33.33%	81	36.49%
Cast Votes:		8	100.00%	151	100.00%	63	100.00%	222	100.00%
Undervotes:		1		0		0		1	
Overvotes:		0		0		0		0	

Mansfield Independent School District Proposition B

Choice	Party	Absentee Voting		Early Voting		Election Day Voting		Total	
For		5	55.56%	99	65.56%	42	66.67%	146	65.47%
Against		4	44.44%	52	34.44%	21	33.33%	77	34.53%
Cast Votes:		9	100.00%	151	100.00%	63	100.00%	223	100.00%
Undervotes:		0		0		0		0	
Overvotes:		0		0		0		0	

Mansfield ISD Precinct Report

Tarrant County

Official Results

EN24 Joint Elections

Joint General and Special Elections

Registered Voters
10172 of 109319 = 9.30%

Run Time 11:47 AM

5/4/2024

Run Date 05/13/2024

Page 96

2708

223 of 1,850 registered voters = 12.05%

Mansfield Independent School District Proposition C

Choice	Party	Absentee Voting		Early Voting		Election Day Voting		Total	
For		4	44.44%	78	51.66%	35	55.56%	117	52.47%
Against		5	55.56%	73	48.34%	28	44.44%	106	47.53%
Cast Votes:		9	100.00%	151	100.00%	63	100.00%	223	100.00%
Undervotes:		0		0		0		0	
Overvotes:		0		0		0		0	

Mansfield Independent School District Proposition D

Choice	Party	Absentee Voting		Early Voting		Election Day Voting		Total	
For		3	33.33%	82	54.67%	38	60.32%	123	55.41%
Against		6	66.67%	68	45.33%	25	39.68%	99	44.59%
Cast Votes:		9	100.00%	150	100.00%	63	100.00%	222	100.00%
Undervotes:		0		1		0		1	
Overvotes:		0		0		0		0	

Mansfield Independent School District Proposition E

Choice	Party	Absentee Voting		Early Voting		Election Day Voting		Total	
For		4	44.44%	74	49.66%	36	57.14%	114	51.58%
Against		5	55.56%	75	50.34%	27	42.86%	107	48.42%
Cast Votes:		9	100.00%	149	100.00%	63	100.00%	221	100.00%
Undervotes:		0		2		0		2	
Overvotes:		0		0		0		0	

2712

270 of 3,221 registered voters = 8.38%

Mansfield Independent School District Trustee, Place 1

Choice	Party	Absentee Voting		Early Voting		Election Day Voting		Total	
Michelle Newsom		7	58.33%	78	50.32%	44	51.76%	129	51.19%
Matthew Herzberg		5	41.67%	77	49.68%	41	48.24%	123	48.81%
Cast Votes:		12	100.00%	155	100.00%	85	100.00%	252	100.00%
Undervotes:		4		10		4		18	
Overvotes:		0		0		0		0	

Mansfield Independent School District Trustee, Place 2

Choice	Party	Absentee Voting		Early Voting		Election Day Voting		Total	
Jandel Crutchfield		6	50.00%	102	68.00%	49	59.04%	157	64.08%
Angel Hidalgo		6	50.00%	48	32.00%	34	40.96%	88	35.92%
Cast Votes:		12	100.00%	150	100.00%	83	100.00%	245	100.00%
Undervotes:		4		15		6		25	
Overvotes:		0		0		0		0	

Mansfield Independent School District Proposition A

Choice	Party	Absentee Voting		Early Voting		Election Day Voting		Total	
For		6	37.50%	71	43.03%	48	53.93%	125	46.30%
Against		10	62.50%	94	56.97%	41	46.07%	145	53.70%
Cast Votes:		16	100.00%	165	100.00%	89	100.00%	270	100.00%
Undervotes:		0		0		0		0	
Overvotes:		0		0		0		0	

Mansfield Independent School District Proposition B

Choice	Party	Absentee Voting		Early Voting		Election Day Voting		Total	
For		7	43.75%	64	38.79%	45	50.56%	116	42.96%
Against		9	56.25%	101	61.21%	44	49.44%	154	57.04%
Cast Votes:		16	100.00%	165	100.00%	89	100.00%	270	100.00%
Undervotes:		0		0		0		0	
Overvotes:		0		0		0		0	

Mansfield ISD Precinct Report

EN24 Joint Elections

Run Time 11:47 AM

Run Date 05/13/2024

Tarrant County

Joint General and Special Elections

5/4/2024

Page 98

Official Results

Registered Voters

10172 of 109319 = 9.30%

2712

270 of 3,221 registered voters = 8.38%

Mansfield Independent School District Proposition C

Choice	Party	Absentee Voting		Early Voting		Election Day Voting		Total	
For		5	31.25%	45	27.27%	35	39.33%	85	31.48%
Against		11	68.75%	120	72.73%	54	60.67%	185	68.52%
Cast Votes:		16	100.00%	165	100.00%	89	100.00%	270	100.00%
Undervotes:		0		0		0		0	
Overvotes:		0		0		0		0	

Mansfield Independent School District Proposition D

Choice	Party	Absentee Voting		Early Voting		Election Day Voting		Total	
For		5	33.33%	61	37.20%	40	44.94%	106	39.55%
Against		10	66.67%	103	62.80%	49	55.06%	162	60.45%
Cast Votes:		15	100.00%	164	100.00%	89	100.00%	268	100.00%
Undervotes:		1		1		0		2	
Overvotes:		0		0		0		0	

Mansfield Independent School District Proposition E

Choice	Party	Absentee Voting		Early Voting		Election Day Voting		Total	
For		3	21.43%	47	28.66%	36	40.45%	86	32.21%
Against		11	78.57%	117	71.34%	53	59.55%	181	67.79%
Cast Votes:		14	100.00%	164	100.00%	89	100.00%	267	100.00%
Undervotes:		2		1		0		3	
Overvotes:		0		0		0		0	

Mansfield ISD Precinct Report

Tarrant County

Official Results

EN24 Joint Elections

Joint General and Special Elections

Registered Voters

10172 of 109319 = 9.30%

Run Time 11:47 AM

5/4/2024

Run Date 05/13/2024

Page 99

2721

0 of 0 registered voters = 0.00%

Mansfield Independent School District Trustee, Place 1

Choice	Party	Absentee Voting		Early Voting		Election Day Voting		Total	
Michelle Newsom		0	0.00%	0	0.00%	0	0.00%	0	0.00%
Matthew Herzberg		0	0.00%	0	0.00%	0	0.00%	0	0.00%
Cast Votes:		0	0.00%	0	0.00%	0	0.00%	0	0.00%
Undervotes:		0		0		0		0	
Overvotes:		0		0		0		0	

Mansfield Independent School District Trustee, Place 2

Choice	Party	Absentee Voting		Early Voting		Election Day Voting		Total	
Jandel Crutchfield		0	0.00%	0	0.00%	0	0.00%	0	0.00%
Angel Hidalgo		0	0.00%	0	0.00%	0	0.00%	0	0.00%
Cast Votes:		0	0.00%	0	0.00%	0	0.00%	0	0.00%
Undervotes:		0		0		0		0	
Overvotes:		0		0		0		0	

Mansfield Independent School District Proposition A

Choice	Party	Absentee Voting		Early Voting		Election Day Voting		Total	
For		0	0.00%	0	0.00%	0	0.00%	0	0.00%
Against		0	0.00%	0	0.00%	0	0.00%	0	0.00%
Cast Votes:		0	0.00%	0	0.00%	0	0.00%	0	0.00%
Undervotes:		0		0		0		0	
Overvotes:		0		0		0		0	

Mansfield Independent School District Proposition B

Choice	Party	Absentee Voting		Early Voting		Election Day Voting		Total	
For		0	0.00%	0	0.00%	0	0.00%	0	0.00%
Against		0	0.00%	0	0.00%	0	0.00%	0	0.00%
Cast Votes:		0	0.00%	0	0.00%	0	0.00%	0	0.00%
Undervotes:		0		0		0		0	
Overvotes:		0		0		0		0	

Mansfield ISD Precinct Report

Tarrant County

Official Results

EN24 Joint Elections

Joint General and Special Elections

Registered Voters

10172 of 109319 = 9.30%

Run Time 11:47 AM

5/4/2024

Run Date 05/13/2024

Page 100

2721

0 of 0 registered voters = 0.00%

Mansfield Independent School District Proposition C

Choice	Party	Absentee Voting		Early Voting		Election Day Voting		Total	
For		0	0.00%	0	0.00%	0	0.00%	0	0.00%
Against		0	0.00%	0	0.00%	0	0.00%	0	0.00%
	Cast Votes:	0	0.00%	0	0.00%	0	0.00%	0	0.00%
	Undervotes:	0		0		0		0	
	Overvotes:	0		0		0		0	

Mansfield Independent School District Proposition D

Choice	Party	Absentee Voting		Early Voting		Election Day Voting		Total	
For		0	0.00%	0	0.00%	0	0.00%	0	0.00%
Against		0	0.00%	0	0.00%	0	0.00%	0	0.00%
	Cast Votes:	0	0.00%	0	0.00%	0	0.00%	0	0.00%
	Undervotes:	0		0		0		0	
	Overvotes:	0		0		0		0	

Mansfield Independent School District Proposition E

Choice	Party	Absentee Voting		Early Voting		Election Day Voting		Total	
For		0	0.00%	0	0.00%	0	0.00%	0	0.00%
Against		0	0.00%	0	0.00%	0	0.00%	0	0.00%
	Cast Votes:	0	0.00%	0	0.00%	0	0.00%	0	0.00%
	Undervotes:	0		0		0		0	
	Overvotes:	0		0		0		0	

Mansfield ISD Precinct Report

EN24 Joint Elections

Run Time 11:47 AM

Run Date 05/13/2024

Tarrant County

Joint General and Special Elections

5/4/2024

Page 101

Official Results

Registered Voters

10172 of 109319 = 9.30%

2726

19 of 378 registered voters = 5.03%

Mansfield Independent School District Trustee, Place 1

Choice	Party	Absentee Voting		Early Voting		Election Day Voting		Total	
Michelle Newsom		0	0.00%	5	55.56%	5	55.56%	10	55.56%
Matthew Herzberg		0	0.00%	4	44.44%	4	44.44%	8	44.44%
Cast Votes:		0	0.00%	9	100.00%	9	100.00%	18	100.00%
Undervotes:		0		1		0		1	
Overvotes:		0		0		0		0	

Mansfield Independent School District Trustee, Place 2

Choice	Party	Absentee Voting		Early Voting		Election Day Voting		Total	
Jandel Crutchfield		0	0.00%	6	60.00%	6	66.67%	12	63.16%
Angel Hidalgo		0	0.00%	4	40.00%	3	33.33%	7	36.84%
Cast Votes:		0	0.00%	10	100.00%	9	100.00%	19	100.00%
Undervotes:		0		0		0		0	
Overvotes:		0		0		0		0	

Mansfield Independent School District Proposition A

Choice	Party	Absentee Voting		Early Voting		Election Day Voting		Total	
For		0	0.00%	3	33.33%	3	33.33%	6	33.33%
Against		0	0.00%	6	66.67%	6	66.67%	12	66.67%
Cast Votes:		0	0.00%	9	100.00%	9	100.00%	18	100.00%
Undervotes:		0		1		0		1	
Overvotes:		0		0		0		0	

Mansfield Independent School District Proposition B

Choice	Party	Absentee Voting		Early Voting		Election Day Voting		Total	
For		0	0.00%	2	22.22%	3	33.33%	5	27.78%
Against		0	0.00%	7	77.78%	6	66.67%	13	72.22%
Cast Votes:		0	0.00%	9	100.00%	9	100.00%	18	100.00%
Undervotes:		0		1		0		1	
Overvotes:		0		0		0		0	

Mansfield ISD Precinct Report

Tarrant County

Official Results

EN24 Joint Elections

Joint General and Special Elections

Registered Voters

10172 of 109319 = 9.30%

Run Time 11:47 AM

5/4/2024

Run Date 05/13/2024

Page 102

2726

19 of 378 registered voters = 5.03%

Mansfield Independent School District Proposition C

Choice	Party	Absentee Voting		Early Voting		Election Day Voting		Total	
For		0	0.00%	1	11.11%	2	22.22%	3	16.67%
Against		0	0.00%	8	88.89%	7	77.78%	15	83.33%
	Cast Votes:	0	0.00%	9	100.00%	9	100.00%	18	100.00%
	Undervotes:	0		1		0		1	
	Overvotes:	0		0		0		0	

Mansfield Independent School District Proposition D

Choice	Party	Absentee Voting		Early Voting		Election Day Voting		Total	
For		0	0.00%	2	22.22%	3	33.33%	5	27.78%
Against		0	0.00%	7	77.78%	6	66.67%	13	72.22%
	Cast Votes:	0	0.00%	9	100.00%	9	100.00%	18	100.00%
	Undervotes:	0		1		0		1	
	Overvotes:	0		0		0		0	

Mansfield Independent School District Proposition E

Choice	Party	Absentee Voting		Early Voting		Election Day Voting		Total	
For		0	0.00%	1	11.11%	2	22.22%	3	16.67%
Against		0	0.00%	8	88.89%	7	77.78%	15	83.33%
	Cast Votes:	0	0.00%	9	100.00%	9	100.00%	18	100.00%
	Undervotes:	0		1		0		1	
	Overvotes:	0		0		0		0	

2731

166 of 2,486 registered voters = 6.68%

Mansfield Independent School District Trustee, Place 1

Choice	Party	Absentee Voting		Early Voting		Election Day Voting		Total	
Michelle Newsom		1	100.00%	52	50.00%	27	48.21%	80	49.69%
Matthew Herzberg		0	0.00%	52	50.00%	29	51.79%	81	50.31%
Cast Votes:		1	100.00%	104	100.00%	56	100.00%	161	100.00%
Undervotes:		1		2		2		5	
Overvotes:		0		0		0		0	

Mansfield Independent School District Trustee, Place 2

Choice	Party	Absentee Voting		Early Voting		Election Day Voting		Total	
Jandel Crutchfield		1	100.00%	77	77.00%	37	67.27%	115	73.72%
Angel Hidalgo		0	0.00%	23	23.00%	18	32.73%	41	26.28%
Cast Votes:		1	100.00%	100	100.00%	55	100.00%	156	100.00%
Undervotes:		1		6		3		10	
Overvotes:		0		0		0		0	

Mansfield Independent School District Proposition A

Choice	Party	Absentee Voting		Early Voting		Election Day Voting		Total	
For		0	0.00%	64	60.95%	37	63.79%	101	61.21%
Against		2	100.00%	41	39.05%	21	36.21%	64	38.79%
Cast Votes:		2	100.00%	105	100.00%	58	100.00%	165	100.00%
Undervotes:		0		1		0		1	
Overvotes:		0		0		0		0	

Mansfield Independent School District Proposition B

Choice	Party	Absentee Voting		Early Voting		Election Day Voting		Total	
For		0	0.00%	58	55.77%	33	56.90%	91	55.49%
Against		2	100.00%	46	44.23%	25	43.10%	73	44.51%
Cast Votes:		2	100.00%	104	100.00%	58	100.00%	164	100.00%
Undervotes:		0		2		0		2	
Overvotes:		0		0		0		0	

EN24 Joint Elections

Joint General and Special Elections

Registered Voters

10172 of 109319 = 9.30%

Run Time 11:47 AM

5/4/2024

Run Date 05/13/2024

Page 104

2731

166 of 2,486 registered voters = 6.68%

Mansfield Independent School District Proposition C

Choice	Party	Absentee Voting		Early Voting		Election Day Voting		Total	
For		0	0.00%	52	50.00%	30	51.72%	82	50.00%
Against		2	100.00%	52	50.00%	28	48.28%	82	50.00%
Cast Votes:		2	100.00%	104	100.00%	58	100.00%	164	100.00%
Undervotes:		0		2		0		2	
Overvotes:		0		0		0		0	

Mansfield Independent School District Proposition D

Choice	Party	Absentee Voting		Early Voting		Election Day Voting		Total	
For		0	0.00%	53	50.96%	31	53.45%	84	51.22%
Against		2	100.00%	51	49.04%	27	46.55%	80	48.78%
Cast Votes:		2	100.00%	104	100.00%	58	100.00%	164	100.00%
Undervotes:		0		2		0		2	
Overvotes:		0		0		0		0	

Mansfield Independent School District Proposition E

Choice	Party	Absentee Voting		Early Voting		Election Day Voting		Total	
For		0	0.00%	53	50.48%	30	51.72%	83	50.30%
Against		2	100.00%	52	49.52%	28	48.28%	82	49.70%
Cast Votes:		2	100.00%	105	100.00%	58	100.00%	165	100.00%
Undervotes:		0		1		0		1	
Overvotes:		0		0		0		0	

Mansfield ISD Precinct Report

EN24 Joint Elections

Run Time 11:47 AM

Run Date 05/13/2024

Tarrant County

Joint General and Special Elections

5/4/2024

Page 105

Official Results

Registered Voters

10172 of 109319 = 9.30%

2838

130 of 2,302 registered voters = 5.65%

Mansfield Independent School District Trustee, Place 1

Choice	Party	Absentee Voting		Early Voting		Election Day Voting		Total	
Michelle Newsom		3	50.00%	57	65.52%	19	61.29%	79	63.71%
Matthew Herzberg		3	50.00%	30	34.48%	12	38.71%	45	36.29%
Cast Votes:		6	100.00%	87	100.00%	31	100.00%	124	100.00%
Undervotes:		0		1		5		6	
Overvotes:		0		0		0		0	

Mansfield Independent School District Trustee, Place 2

Choice	Party	Absentee Voting		Early Voting		Election Day Voting		Total	
Jandel Crutchfield		4	66.67%	61	70.11%	21	67.74%	86	69.35%
Angel Hidalgo		2	33.33%	26	29.89%	10	32.26%	38	30.65%
Cast Votes:		6	100.00%	87	100.00%	31	100.00%	124	100.00%
Undervotes:		0		1		5		6	
Overvotes:		0		0		0		0	

Mansfield Independent School District Proposition A

Choice	Party	Absentee Voting		Early Voting		Election Day Voting		Total	
For		3	50.00%	50	56.82%	23	63.89%	76	58.46%
Against		3	50.00%	38	43.18%	13	36.11%	54	41.54%
Cast Votes:		6	100.00%	88	100.00%	36	100.00%	130	100.00%
Undervotes:		0		0		0		0	
Overvotes:		0		0		0		0	

Mansfield Independent School District Proposition B

Choice	Party	Absentee Voting		Early Voting		Election Day Voting		Total	
For		2	33.33%	47	53.41%	20	55.56%	69	53.08%
Against		4	66.67%	41	46.59%	16	44.44%	61	46.92%
Cast Votes:		6	100.00%	88	100.00%	36	100.00%	130	100.00%
Undervotes:		0		0		0		0	
Overvotes:		0		0		0		0	

Mansfield ISD Precinct Report

Tarrant County

Official Results

EN24 Joint Elections

Joint General and Special Elections

Registered Voters
10172 of 109319 = 9.30%

Run Time 11:47 AM

5/4/2024

Run Date 05/13/2024

Page 106

2838

130 of 2,302 registered voters = 5.65%

Mansfield Independent School District Proposition C

Choice	Party	Absentee Voting		Early Voting		Election Day Voting		Total	
For		1	16.67%	41	47.13%	16	44.44%	58	44.96%
Against		5	83.33%	46	52.87%	20	55.56%	71	55.04%
	Cast Votes:	6	100.00%	87	100.00%	36	100.00%	129	100.00%
	Undervotes:	0		1		0		1	
	Overvotes:	0		0		0		0	

Mansfield Independent School District Proposition D

Choice	Party	Absentee Voting		Early Voting		Election Day Voting		Total	
For		1	16.67%	45	51.14%	17	48.57%	63	48.84%
Against		5	83.33%	43	48.86%	18	51.43%	66	51.16%
	Cast Votes:	6	100.00%	88	100.00%	35	100.00%	129	100.00%
	Undervotes:	0		0		1		1	
	Overvotes:	0		0		0		0	

Mansfield Independent School District Proposition E

Choice	Party	Absentee Voting		Early Voting		Election Day Voting		Total	
For		1	16.67%	40	45.45%	14	41.18%	55	42.97%
Against		5	83.33%	48	54.55%	20	58.82%	73	57.03%
	Cast Votes:	6	100.00%	88	100.00%	34	100.00%	128	100.00%
	Undervotes:	0		0		2		2	
	Overvotes:	0		0		0		0	

Mansfield ISD Precinct Report

EN24 Joint Elections

Run Time 11:47 AM

Run Date 05/13/2024

Tarrant County

Joint General and Special Elections

5/4/2024

Page 107

Official Results

Registered Voters

10172 of 109319 = 9.30%

2843

238 of 2,517 registered voters = 9.46%

Mansfield Independent School District Trustee, Place 1

Choice	Party	Absentee Voting		Early Voting		Election Day Voting		Total	
Michelle Newsom		2	100.00%	64	41.56%	39	53.42%	105	45.85%
Matthew Herzberg		0	0.00%	90	58.44%	34	46.58%	124	54.15%
Cast Votes:		2	100.00%	154	100.00%	73	100.00%	229	100.00%
Undervotes:		3		5		1		9	
Overvotes:		0		0		0		0	

Mansfield Independent School District Trustee, Place 2

Choice	Party	Absentee Voting		Early Voting		Election Day Voting		Total	
Jandel Crutchfield		0	0.00%	97	65.99%	46	66.67%	143	65.60%
Angel Hidalgo		2	100.00%	50	34.01%	23	33.33%	75	34.40%
Cast Votes:		2	100.00%	147	100.00%	69	100.00%	218	100.00%
Undervotes:		3		12		5		20	
Overvotes:		0		0		0		0	

Mansfield Independent School District Proposition A

Choice	Party	Absentee Voting		Early Voting		Election Day Voting		Total	
For		0	0.00%	79	49.69%	49	66.22%	128	53.78%
Against		5	100.00%	80	50.31%	25	33.78%	110	46.22%
Cast Votes:		5	100.00%	159	100.00%	74	100.00%	238	100.00%
Undervotes:		0		0		0		0	
Overvotes:		0		0		0		0	

Mansfield Independent School District Proposition B

Choice	Party	Absentee Voting		Early Voting		Election Day Voting		Total	
For		0	0.00%	79	49.69%	51	68.92%	130	54.62%
Against		5	100.00%	80	50.31%	23	31.08%	108	45.38%
Cast Votes:		5	100.00%	159	100.00%	74	100.00%	238	100.00%
Undervotes:		0		0		0		0	
Overvotes:		0		0		0		0	

Mansfield ISD Precinct Report

EN24 Joint Elections

Run Time 11:47 AM

Run Date 05/13/2024

Tarrant County

Joint General and Special Elections

5/4/2024

Page 108

Official Results

Registered Voters

10172 of 109319 = 9.30%

2843

238 of 2,517 registered voters = 9.46%

Mansfield Independent School District Proposition C

Choice	Party	Absentee Voting		Early Voting		Election Day Voting		Total	
For		0	0.00%	65	41.14%	50	67.57%	115	48.52%
Against		5	100.00%	93	58.86%	24	32.43%	122	51.48%
Cast Votes:		5	100.00%	158	100.00%	74	100.00%	237	100.00%
Undervotes:		0		1		0		1	
Overvotes:		0		0		0		0	

Mansfield Independent School District Proposition D

Choice	Party	Absentee Voting		Early Voting		Election Day Voting		Total	
For		0	0.00%	65	40.88%	46	62.16%	111	46.64%
Against		5	100.00%	94	59.12%	28	37.84%	127	53.36%
Cast Votes:		5	100.00%	159	100.00%	74	100.00%	238	100.00%
Undervotes:		0		0		0		0	
Overvotes:		0		0		0		0	

Mansfield Independent School District Proposition E

Choice	Party	Absentee Voting		Early Voting		Election Day Voting		Total	
For		0	0.00%	62	38.99%	43	58.11%	105	44.12%
Against		5	100.00%	97	61.01%	31	41.89%	133	55.88%
Cast Votes:		5	100.00%	159	100.00%	74	100.00%	238	100.00%
Undervotes:		0		0		0		0	
Overvotes:		0		0		0		0	

*** End of report ***



TITLE: Resolution #24-18 - Consider all matters incident and related to declaring expectation to reimburse expenditures with proceeds of future debt, including the adoption of a resolution pertaining thereto

DATE: May 14, 2024

ACTION

BACKGROUND:

Consider all matters incident and related to declaring expectation to reimburse expenditures with proceeds of future debt, including the adoption of a resolution pertaining thereto; approving a reimbursement resolution for items that we have purchased from the general fund or capital project funds that could be reimbursed with bond funds from Proposition A and B. Items must be paid within 60 days of the bond reimbursement resolution to be eligible. At this time, this would cover 4 special ed buses paid 3/28 for \$576, 428. The resolution also allows the district to begin working on bond projects without waiting on the funding, expected to take place in July/August.

CONSIDERATIONS:

The resolution authorizes a reimbursement for items that we have purchased from the general fund or capital project funds that could be reimbursed with bond funds from Proposition A and B.

- 1) Items must be paid within 60 days of the bond reimbursement resolution to be eligible;
- 2) At this time, this would cover 4 special ed buses paid 3/28 for \$576, 428; and
- 3) The resolution also allows from Mr. Brogden and his team to begin working on bond projects without waiting on the funding, which most likely will be in July/August.

Approve order authorizing staff within stated parameters to Resolution #24-18.

RECOMMENDATION:

The Superintendent recommends approval of Resolution #24-18 authorizing a reimbursement for items that we have purchased from the general fund or capital project funds that could be reimbursed with bond funds from Proposition A and B.

RECOMMENDED MOTION:

“I move to adopt Resolution #24-18 authorizing a reimbursement for items that we have purchased from the general fund or capital project funds that could be reimbursed with bond funds from Proposition A and B.”

A RESOLUTION DECLARING EXPECTATION TO REIMBURSE
EXPENDITURES WITH PROCEEDS OF FUTURE DEBT
Mansfield Independent School District
Resolution Number 24-18

STATE OF TEXAS	§
	§
COUNTIES OF TARRANT AND JOHNSON	§
	§
MANSFIELD INDEPENDENT SCHOOL DISTRICT	§ §

WHEREAS, the Mansfield Independent School District (the "District") intends to issue debt for the purposes listed in **Exhibit A** attached hereto (collectively, the "Projects") and further intends to make certain capital expenditures with respect to the Projects and currently desires and expects to reimburse the capital expenditures with proceeds of such debt;

WHEREAS, under Treas. Reg. § 1.150-2 (the "Regulation"), to fund such reimbursement with proceeds of tax-exempt obligations, the District must declare its expectation to make such reimbursement; and

WHEREAS, the District desires to preserve its ability to reimburse the capital expenditures with proceeds of tax-exempt obligations.

NOW, THEREFORE, BE IT RESOLVED BY THE BOARD OF TRUSTEES OF THE DISTRICT THAT the District reasonably expects to reimburse capital expenditures with respect to the Projects with proceeds of debt hereafter to be incurred by the District, and that this resolution shall constitute a declaration of official intent under the Regulation. The maximum principal amount of obligations expected to be issued for the Projects is as set forth in **Exhibit A**.

PASSED AND APPROVED this the 14th day of May, 2024.

MANSFIELD INDEPENDENT SCHOOL
DISTRICT

Courtney Lackey Wilson; President, Board of Trustees

ATTEST:

Bianca Benavides Anderson; Secretary, Board of Trustees

(District Seal)

EXHIBIT A

<u>Projects</u>	<u>Maximum Principal Amount of Obligations</u>
Acquiring, constructing, renovating, improving and equipping school facilities in the District (including District-wide safety and security equipment and upgrades), any necessary or related removal of existing facilities, and the purchase of new school buses.	\$584,500,000
Acquiring, improving and updating instructional technology equipment and technology infrastructure.	\$4,000,000



**Board of School Trustees
Mansfield Independent School District**

TITLE: Instructional Materials Allotment DATE: May 14, 2024
and TEKS Certification

ACTION

BACKGROUND:

The 82nd Texas Legislature created the Technology and Instructional Materials Allotment (IMA) to reimburse Texas school districts for the purchase of instructional materials. Senate Bill 6 created a per-student instructional materials allotment to be determined by the Commissioner of Education and requires districts to certify that IMA funds will be used as intended, and that the materials purchased will cover all the elements of the TEKS as adopted by the State Board of Education.

CONSIDERATION:

Each year, Texas school districts are required to certify that their IMA funds will be used in accordance with the following: 1. TEC 31.0211, 82nd Legislature; 2. All materials have been approved for use in the district; 3. Meet the performance standards under TEC 39.0241, TEC 39.023(a) and (c), 82nd Legislature.

RECOMMENDATION:

The Superintendent recommends that the Board approve the Instructional Materials Allotment and TEKS Certification, 2024-25 form and that it be forwarded to the Texas Education Agency as required for IMA disbursements to the district.

RECOMMENDED MOTION:

“Move to adopt the Instructional Materials Allotment and TEKS Certification as presented.”



Certification of Provision of Instructional Materials Survey 2024–25

Table of Contents

Table of Contents.....	- 2 -
Survey Pre-Work.....	- 4 -
2024–25 Certification of Provision of Instructional Materials.....	- 4 -
Instructions to Complete the Certification Process for 2024–25.....	- 5 -
Additional Supports.....	- 5 -
Review Terminology.....	- 5 -
About the Qualtrics Survey.....	- 5 -
Certification 2024–25 Survey.....	- 6 -
Background Information.....	- 6 -
LEA Information.....	- 6 -
Reading Language Arts Certification.....	- 7 -
Scope and Sequence - All Grade Levels RLA.....	- 7 -
English Reading Language Arts K–5 TEKS Coverage Certification.....	- 7 -
English Reading Language Arts K–5 Instructional Materials.....	- 7 -
Spanish Reading Language Arts K–5 TEKS Coverage Certification.....	- 8 -
Spanish Reading Language Arts K–5 Instructional Materials.....	- 8 -
English Reading Language Arts 6–8 TEKS Coverage Certification.....	- 9 -
English Reading Language Arts 6–8 Instructional Materials.....	- 9 -
English Reading Language Arts 9–12 TEKS Coverage Certification.....	- 10 -
English Reading Language Arts 9–12 Instructional Materials.....	- 10 -
Mathematics Certification.....	- 11 -
Scope and Sequence - All Grade Levels Mathematics.....	- 11 -
Mathematics K–5 TEKS Coverage Certification.....	- 11 -
Mathematics K–5 Instructional Materials.....	- 12 -
Mathematics 6–8 TEKS Coverage Certification.....	- 12 -
Mathematics 6–8 Instructional Materials.....	- 12 -
Mathematics 9–12 TEKS Coverage Certification.....	- 13 -
Mathematics 9–12 Instructional Materials.....	- 13 -
Social Studies Certification.....	- 14 -
Scope and Sequence - All Grade Levels Social Studies.....	- 14 -
Social Studies K–5 TEKS Coverage Certification.....	- 14 -

Social Studies K–5 Instructional Materials	- 14 -
Social Studies 6–8 TEKS Coverage Certification.....	- 15 -
Social Studies 6–8 Instructional Materials.....	- 15 -
Social Studies 9–12 TEKS Coverage Certification	- 16 -
Social Studies 9–12 Instructional Materials	- 16 -
Science Certification.....	- 17 -
Scope and Sequence - All Grade Levels Science	- 17 -
Science K–5 TEKS Coverage Certification.....	- 17 -
Science K–5 Instructional Materials.....	- 17 -
Science 6–8 TEKS Coverage Certification	- 18 -
Science 6–8 Instructional Materials	- 18 -
Science 9–12 TEKS Coverage Certification.....	- 19 -
Science 9–12 Instructional Materials.....	- 19 -
Children’s Internet Protection Act	- 20 -
The Children’s Internet Protection Act	- 20 -
Additional Informational Questions (Optional)*	- 21 -
Certification 2024-25 Survey Ratification [Printed and uploaded PDF]	- 23 -
Other Certified Subject Areas	- 24 -

Survey Pre-Work

2024–25 Certification of Provision of Instructional Materials

In accordance with [Texas Education Code 31.1011](#), local educational agencies (LEAs) are required to certify annually to the State Board of Education (SBOE) and the commissioner that students have access to instructional materials covering all Texas Essential Knowledge and Skills (TEKS) for all required subjects, except physical education.

Additionally, LEAs are required to certify that they protect against access to obscene or harmful content in compliance with the requirements for certification under (i) the Children's Internet Protection Act (Pub. L. No. 106-554); (ii) Section [28.0022](#); (iii) Section [43.22](#), Penal Code; and (iv) any other law or regulation that protects students from obscene or harmful content. The TEKS Certification 2024–25 Survey includes a section to allow LEAs to certify they meet this requirement.

Like last year's process, the agency will utilize the following tools:

Certification 2024–25 Form:

Printable, hard copy of the survey to be completed offline and presented to the board of trustees or governing body for ratification and signatures.

Certification 2024–25 Survey:

Web-based application where LEAs will submit their responses collected on the TEKS Certification 2024–25 Form, and where LEAs will upload the signature page of the Form.

This year's Certification Process requires:

- The completion of the Certification 2024–25 Form;
- Ratification by the LEA's board of trustees or governing body in an open, public-noticed meeting; and
- Submission of the Certification 2024–25 Survey and upload of the ratified Certification 2024–25 Form.

TEA recommends that LEAs complete these steps by **May 1, 2024**. The Certification 2024–25 Form can be accessed at the following link on the [Instructional Materials webpage](#).

The state online instructional materials ordering system, EMAT, will close for annual maintenance on March 29, 2024, and is scheduled to reopen on May 15, 2024. **Completion of the Certification Process is required to regain access to allotment funds when EMAT reopens in May of 2024.**

Certification 2024–25 Survey submissions received after May 15, 2024, will typically be processed within five business days, then access to EMAT provided.

Instructions to Complete the Certification Process for 2024–25

1. **Review the Certification 2024–25 Form:** Print the fillable TEKS Certification 2024–25 Form found on the [Instructional Materials website](#).
2. **Gather information:** The form may require consultation with content area leads or other LEA staff.
3. **Complete Certification 2024–25 Form:** Complete the TEKS Certification 2024–25 Form by hand or digitally.
4. **Obtain needed signatures:** Ratify the **Certification 2024–25 Form** by the LEA's board of trustees or governing body in an upcoming, open board meeting.
5. **Submit Certification 2024–25 Survey:** Complete the online Certification 2024–25 Survey by answering the questions. Inside the survey you will upload the signed Allotment and Certification 2024–25 Form from Step 4. The survey will be open for submissions beginning Monday, March 18, 2024, and will be located on the [Instructional Materials website](#).

Additional Supports

- TEA will be hosting a webinar to review the Certification 2024–25 Process on *Monday, March 18th, at 2:00 p.m. CDT*. [Registration](#) is required.
- TEA will host office hours on *Monday, March 25, at 11:00 a.m. CDT and Thursday, March 28, at 11:00 a.m. CDT*. [Registration](#) is required.
- To facilitate completion of this year's submission, LEAs may request a copy of their previous year's submission by submitting a [Help Desk Ticket](#).
- For questions about the Certification 2024–25 Form, Survey, or Process, please submit a [Help Desk Ticket](#).

Review Terminology

Additional Supports

- **Scope and Sequence:** A document that provides a brief outline of the standards and a recommended teaching order for a particular course/grade-level over the course of a school year.
- **Full-subject materials** (often referred to as Tier 1 or core materials): instructional material designed to, if implemented as designed, provide a student with mastery of the essential knowledge and skills for a certain subject and grade level without the need for supplementation.
- **Supplemental materials** (may be used in Tier 1, Tier 2, or Tier 3 settings): instructional material designed to assist in the instruction of one or more of the essential knowledge and skills

About the Qualtrics Survey

Within the Qualtrics survey you will be given a list of commonly known publishers and products. Should your LEA use a LEA-developed product, or the product is not listed, you will be asked to write in the name of the publisher and product.

Certification 2024–25 Survey

Background Information

QUESTION 1.0: Name of person completing this form

Dr. Marcus Brannon

QUESTION 1.1: Your email address

marcusbrannon@misdmail.org

QUESTION 1.2:

Select the role that best describes your position at your district or charter: [Single Select]

- Instructional Materials Coordinator
- Curriculum Director
- Principal
- Administrative Assistant
- Superintendent
- Other

LEA Information

QUESTION 2.0: Region #

Region XI

QUESTION 2.1: LEA Name and Number

Mansfield ISD 220908

QUESTION 2.2: Superintendent's Name

Dr. Kimberley Cantu

QUESTION 2.3: Superintendent's email address

kimberleycantu@misdmail.org

QUESTION 2.4: School board president's or governing body's name

Courtney Lackey Wilson

QUESTION 2.5: School board president's or governing body's email address

courtneywilson@misdmail.org

QUESTION 2.6: Date of the school board meeting at which the Certification Form was be presented and approved?

May 14, 2024

Reading Language Arts Certification

Scope and Sequence - All Grade Levels RLA

QUESTION 3.0:

How is reading language arts content implemented in your LEA

Please indicate your LEA's approach to managing the implementation of reading language arts content in each of the following grade bands. [Single select for each grade band]

		The full-subject resources and scope and sequence are generally consistent across all classrooms	The full-subject resources being utilized are generally consistent across all classrooms, but there is variation in the scope and sequence between classrooms/campuses	The scope and sequence is generally consistent across all classrooms, but there is variation in which full-subject resources are being utilized between classrooms/campuses	Do not manage full-subject resources and sequence at the LEA level	N/A
QUESTION 3.1:	Grades K-2	<input checked="" type="checkbox"/>	<input type="checkbox"/>	<input type="checkbox"/>	<input type="checkbox"/>	<input type="checkbox"/>
QUESTION 3.2:	Grades 3-5	<input checked="" type="checkbox"/>	<input type="checkbox"/>	<input type="checkbox"/>	<input type="checkbox"/>	<input type="checkbox"/>
QUESTION 3.3:	Grades 6-8	<input checked="" type="checkbox"/>	<input type="checkbox"/>	<input type="checkbox"/>	<input type="checkbox"/>	<input type="checkbox"/>
QUESTION 3.4:	Grades 9-12	<input checked="" type="checkbox"/>	<input type="checkbox"/>	<input type="checkbox"/>	<input type="checkbox"/>	<input type="checkbox"/>

English Reading Language Arts K-5 TEKS Coverage Certification

QUESTION 4.0:

For school year 2024-25, will your LEA provide materials to cover 100% of the **English RLA TEKS grades K-5**? (This includes teacher- or LEA-developed materials. You may select "yes" even if not all classrooms use the same materials). [Single Select]

Yes

No

English Reading Language Arts K-5 Instructional Materials

QUESTION 5.0:

Share the **full-subject and/or supplemental** publisher(s)/ product(s) that teachers in your district will use regularly (once a week or more, on average) for **English RLA grades K-5** instruction to ensure coverage of 100% of the TEKS.

Full-subject instructional materials (often referred to as Tier 1 or core materials): Instructional materials designed to, if implemented as designed, provide a student with mastery of the essential knowledge and skills for a certain subject and grade level without the need for supplementation.

Supplemental Materials (may be used in Tier 1, Tier 2, or Tier 3 settings): instructional materials designed to assist in the instruction of one or more essential knowledge and skill.

English RLA grades K–2 full-subject and/or supplemental publisher(s)/ product(s) used:

HMH Into Reading & Waggle

English RLA grades 3–5 full-subject and/or supplemental publisher(s)/ product(s) used:

Savvas MyView Literacy

Spanish Reading Language Arts K–5 TEKS Coverage Certification

QUESTION 6.0:

For school year 2024–25, will your LEA provide materials to cover 100% of the **Spanish RLA TEKS grades K–5**? (This includes teacher- or LEA-developed materials. You may select "yes" even if not all classrooms use the same materials) [Single select]

- Yes
 No

Spanish Reading Language Arts K–5 Instructional Materials

QUESTION 7.0:

Share the **full subject and/or supplemental** publisher(s)/ product(s) that teachers in your district will use regularly (once a week or more, on average) for **Spanish RLA grades K–5** instruction to ensure coverage of 100% of the TEKS. [Single select for each grade band]

Full-subject instructional materials (often referred to as Tier 1 or core materials): Instructional materials designed to, if implemented as designed, provide a student with mastery of the essential knowledge and skills for a certain subject and grade level without the need for supplementation.

Supplemental Materials (may be used in Tier 1, Tier 2, or Tier 3 settings): Instructional materials designed to assist in the instruction of one or more essential knowledge and skill.

Spanish RLA grades K–2 full-subject and/or supplemental publisher(s)/ product(s) used:

HMH Into Reading

Spanish RLA grades 3–5 full-subject and/or supplemental publisher(s)/ product(s) used:

Savvas MyView Literacy

English Reading Language Arts 6–8 TEKS Coverage Certification

QUESTION 8.0:

For school year 2024–25, will your LEA provide materials to cover 100% of the **English RLA TEKS grades 6–8**? (This includes teacher- or LEA-developed materials. You may select "yes" even if not all classrooms use the same materials) [Single select]

- Yes
 No

English Reading Language Arts 6–8 Instructional Materials

QUESTION 9.0:

Share the **full subject and/or supplemental** publisher(s)/ product(s) that teachers in your LEA will use regularly (once a week or more, on average) for **English RLA grades 6–8** instruction to ensure coverage of 100% of the TEKS.

Full-subject instructional materials (often referred to as Tier 1 or core materials): Instructional materials designed to, if implemented as designed, provide a student with mastery of the essential knowledge and skills for a certain subject and grade level without the need for supplementation.

Supplemental Materials (may be used in Tier 1, Tier 2, or Tier 3 settings): instructional materials designed to assist in the instruction of one or more essential knowledge and skill.

English RLA grades 6–8 full-subject and/or supplemental publisher(s)/ product(s) used:

McGraw Hill StudySync

English Reading Language Arts 9–12 TEKS Coverage Certification

QUESTION 10.0:

For school year 2024–25, will your LEA provide materials to cover 100% of the **English RLA TEKS grades 9–12**? (This includes teacher- or LEA-developed materials. You may select "yes" even if not all classrooms use the same materials.)

Yes

No

English Reading Language Arts 9–12 Instructional Materials

QUESTION 11.0:

Are the **full-subject and/or supplemental** publisher(s)/ product(s) that teachers in your LEA will use regularly (once a week or more, on average) for **English RLA grades 9–12** instruction to ensure coverage of 100% of the TEKS.

Full-subject instructional materials (often referred to as Tier 1 or core materials): Instructional materials designed to, if implemented as designed, provide a student with mastery of the essential knowledge and skills for a certain subject and grade level without the need for supplementation.

Supplemental Materials (may be used in Tier 1, Tier 2, or Tier 3 settings): instructional materials designed to assist in the instruction of one or more essential knowledge and skill.

English RLA grades 9–12 full-subject and/or supplemental publisher(s)/ product(s) used:

McGraw Hill StudySync

Mathematics Certification

Scope and Sequence - All Grade Levels Mathematics

QUESTION 12.0:

How is mathematics content implemented in your LEA?

Please indicate your LEA's approach to managing the implementation of mathematics content in each of the following grade band. [Single select for each grade band]

QUESTION	Grades	The full-subject resources and scope and sequence are generally consistent across all classrooms	The full-subject resources being utilized are generally consistent across all classrooms, but there is variation in the scope and sequence between classrooms/campuses	The scope and sequence is generally consistent across all classrooms, but there is variation in which full-subject resources are being utilized between classrooms/campuses	Do not manage full-subject resources and sequence at the LEA level	N/A
QUESTION 3.1:	K-2	<input checked="" type="checkbox"/>	<input type="checkbox"/>	<input type="checkbox"/>	<input type="checkbox"/>	<input type="checkbox"/>
QUESTION 3.2:	3-5	<input checked="" type="checkbox"/>	<input type="checkbox"/>	<input type="checkbox"/>	<input type="checkbox"/>	<input type="checkbox"/>
QUESTION 3.3:	6-8	<input checked="" type="checkbox"/>	<input type="checkbox"/>	<input type="checkbox"/>	<input type="checkbox"/>	<input type="checkbox"/>
QUESTION 3.4:	9-12	<input checked="" type="checkbox"/>	<input type="checkbox"/>	<input type="checkbox"/>	<input type="checkbox"/>	<input type="checkbox"/>

Mathematics K-5 TEKS Coverage Certification

QUESTION 13.0:

For school year 2024-25, will your LEA provide materials to cover 100% of the **mathematics TEKS grades K-5**? (This includes teacher- or LEA-developed materials. You may select "yes" even if not all classrooms use the same materials). [Single Select]

Yes

No

Mathematics K–5 Instructional Materials

QUESTION 14.0:

Share the **full-subject and/or supplemental** publisher(s)/ product(s) that teachers in your LEA will use regularly (once a week or more, on average) for **mathematics grades K–5** instruction to ensure coverage of 100% of the TEKS.

Full-subject instructional materials (often referred to as Tier 1 or core materials): Instructional materials designed to, if implemented as designed, provide a student with mastery of the essential knowledge and skills for a certain subject and grade level without the need for supplementation.

Supplemental Materials (may be used in Tier 1, Tier 2, or Tier 3 settings): instructional materials designed to assist in the instruction of one or more essential knowledge and skill.

Mathematics grades K–5 full-subject and/or supplemental publisher(s)/ product(s) used:

Curriculum Associates Think Up!/iReady Texas Toolbox

Mathematics 6–8 TEKS Coverage Certification

QUESTION 15.0

For school year 2024–25, will your LEA provide materials to cover 100% of the **mathematics TEKS grades 6–8**? (This includes teacher- or LEA-developed materials. You may select “yes” even if not all classrooms use the same materials). [Single Select]

Yes

No

Mathematics 6–8 Instructional Materials

QUESTION 16.0:

Share the **full-subject and/or supplemental** publisher(s)/ product(s) that teachers in your LEA or charter will regularly use (once a week or more, on average) for **mathematics grades 6–8** instruction to ensure coverage of 100% of the TEKS.

Full-subject instructional materials (often referred to as Tier 1 or core materials): Instructional materials designed to, if implemented as designed, provide a student with mastery of the essential knowledge and skills for a certain subject and grade level without the need for supplementation.

Supplemental Materials (may be used in Tier 1, Tier 2, or Tier 3 settings): instructional materials designed to assist in the instruction of one or more essential knowledge and skill.

Mathematics grades 6–8 full-subject and/or supplemental publisher(s)/ product(s) used:

Curriculum Associates Think Up!/iReady Texas Toolbox; Accelerated Learning STEMscopes 6th grade Math

Mathematics 9–12 TEKS Coverage Certification

QUESTION 17.0:

For School Year 2024–25, will your LEA provide materials to cover 100% of the **mathematics TEKS grades 9–12**? (This includes teacher- or LEA-developed materials. You may select "yes" even if not all classrooms use the same materials). [Single Select]

Yes

No

Mathematics 9–12 Instructional Materials

QUESTION 18.0:

Share the **full-subject and/or supplemental** publisher(s)/ product(s) that teachers in your LEA or charter will regularly use (once a week or more, on average) for **mathematics grades 9–12** instruction to ensure coverage of 100% of the TEKS.

Full-subject instructional materials (often referred to as Tier 1 or core materials): Instructional materials designed to, if implemented as designed, provide a student with mastery of the essential knowledge and skills for a certain subject and grade level without the need for supplementation.

Supplemental Materials (may be used in Tier 1, Tier 2, or Tier 3 settings): instructional materials designed to assist in the instruction of one or more essential knowledge and skill.

Mathematics grades 9–12 full-subject and/or supplemental publisher(s)/ product(s) used:

Accelerated Learning Algebra I STEMscopes; Big Ideas (Cengage) Geometry & Algebra II; NGL/Cengage Precalculus with Limits (TX edition); Cosenza & Associates Algebraic Reasoning; BFW Statistics: Statistics and Probability with Applications

Social Studies Certification

Scope and Sequence - All Grade Levels Social Studies

QUESTION 19.0:

How is social studies content implemented in your LEA?

Please indicate your LEA's approach to managing the implementation of social studies content in each of the following grade band. [Single select for each grade band]

QUESTION	Grades	The full-subject resources and scope and sequence are generally consistent across all classrooms	The full-subject resources being utilized are generally consistent across all classrooms, but there is variation in the scope and sequence between classrooms/campuses	The scope and sequence is generally consistent across all classrooms, but there is variation in which full-subject resources are being utilized between classrooms/campuses	Do not manage full-subject resources and scope and sequence at the LEA level	N/A
QUESTION 3.1:	K-2	<input checked="" type="checkbox"/>	<input type="checkbox"/>	<input type="checkbox"/>	<input type="checkbox"/>	<input type="checkbox"/>
QUESTION 3.2:	3-5	<input checked="" type="checkbox"/>	<input type="checkbox"/>	<input type="checkbox"/>	<input type="checkbox"/>	<input type="checkbox"/>
QUESTION 3.3:	6-8	<input checked="" type="checkbox"/>	<input type="checkbox"/>	<input type="checkbox"/>	<input type="checkbox"/>	<input type="checkbox"/>
QUESTION 3.4:	9-12	<input checked="" type="checkbox"/>	<input type="checkbox"/>	<input type="checkbox"/>	<input type="checkbox"/>	<input type="checkbox"/>

Social Studies K-5 TEKS Coverage Certification

QUESTION 20.0:

For school year 2024-25, will your LEA provide materials to cover 100% of the **social studies TEKS grades K-5**? (This includes teacher- or LEA-developed materials. You may select "yes" even if not all classrooms use the same materials)

- Yes
- No

Social Studies K-5 Instructional Materials

QUESTION 21.0:

Share the **full-subject and/or supplemental** publisher(s)/ product(s) that teachers in your LEA or charter will regularly use (once a week or more, on average) for **social studies grades K-5** instruction to ensure coverage of 100% of the TEKS.

Full-subject instructional materials (often referred to as Tier 1 or core materials): Instructional materials designed to, if implemented as designed, provide a student with mastery of the essential knowledge and skills for a certain subject and grade level without the need for supplementation.

Supplemental Materials (may be used in Tier 1, Tier 2, or Tier 3 settings): instructional materials designed to assist in the instruction of one or more essential knowledge and skill.

Social Studies grades K–5 full-subject and/or supplemental publisher(s)/ product(s) used:

HMH Harcourt Social Studies Grades K-4 & Grade 5: Harcourt Making a New Nation; Grade 2 Studies Weekly

Social Studies 6–8 TEKS Coverage Certification

QUESTION 22.0:

For school year 2024–25, will your LEA provide materials to cover 100% of the **social studies TEKS grades 6–8**? (This includes teacher- or LEA-developed materials. You may select "yes" even if not all classrooms use the same materials)

Yes

No

Social Studies 6–8 Instructional Materials

QUESTION 23.0:

Select **full-subject and/or supplemental** publisher(s)/ product(s) that teachers in your LEA or charter will regularly use (once a week or more, on average) for **social studies grades 6–8** instruction to ensure coverage of 100% of the TEKS.

Full-subject instructional materials (often referred to as Tier 1 or core materials): Instructional materials designed to, if implemented as designed, provide a student with mastery of the essential knowledge and skills for a certain subject and grade level without the need for supplementation.

Supplemental Materials (may be used in Tier 1, Tier 2, or Tier 3 settings): instructional materials designed to assist in the instruction of one or more essential knowledge and skill.

Social Studies grades 6–8 full-subject and/or supplemental publisher(s)/ product(s) used:

Social Studies School Services Nystrom World Atlas

Social Studies 9–12 TEKS Coverage Certification

QUESTION 24.0:

For school year 2024–25, will your LEA provide materials to cover 100% of the **social studies TEKS grades 9–12**? (This includes teacher- or LEA-developed materials. You may select “yes” even if not all classrooms use the same materials)

Yes

No

Social Studies 9–12 Instructional Materials

QUESTION 25.0:

Share the **full-subject and/or supplemental** publisher(s)/ product(s) that teachers in your LEA or charter will regularly use (once a week or more, on average) for **social studies grades 9–12** instruction to ensure coverage of 100% of the TEKS.

Full-subject instructional materials (often referred to as Tier 1 or core materials): Instructional materials designed to, if implemented as designed, provide a student with mastery of the essential knowledge and skills for a certain subject and grade level without the need for supplementation.

Supplemental Materials (may be used in Tier 1, Tier 2, or Tier 3 settings): instructional materials designed to assist in the instruction of one or more essential knowledge and skill.

Social Studies grades 9–12 full-subject and/or supplemental publisher(s)/ product(s) used:

Social Studies School Service Nystrom World Atlas; The OER Project; HMH/Holt/McDougal The Americans: US History Since 1877 Texas Edition; OpenStax; BFW Freedom on My Mind; BFW Comparative Government: Stories of the World

Science Certification

Scope and Sequence - All Grade Levels Science

QUESTION 26.0:

How is science content implemented in your LEA?

Please indicate your LEA's approach to managing the implementation of science content in each of the following grade bands. [Single select for each grade band]

		The full-subject resources and scope and sequence are generally consistent across all classrooms	The full-subject resources being utilized are generally consistent across all classrooms, but there is variation in the scope and sequence between classrooms/campuses	The scope and sequence is generally consistent across all classrooms, but there is variation in which full-subject resources are being utilized between classrooms/campuses	Do not manage full-subject resources and scope and sequence at the LEA level	N/A
QUESTION 3.1:	Grades K-2	<input checked="" type="checkbox"/>	<input type="checkbox"/>	<input type="checkbox"/>	<input type="checkbox"/>	<input type="checkbox"/>
QUESTION 3.2:	Grades 3-5	<input checked="" type="checkbox"/>	<input type="checkbox"/>	<input type="checkbox"/>	<input type="checkbox"/>	<input type="checkbox"/>
QUESTION 3.3:	Grades 6-8	<input checked="" type="checkbox"/>	<input type="checkbox"/>	<input type="checkbox"/>	<input type="checkbox"/>	<input type="checkbox"/>
QUESTION 3.4:	Grades 9-12	<input checked="" type="checkbox"/>	<input type="checkbox"/>	<input type="checkbox"/>	<input type="checkbox"/>	<input type="checkbox"/>

Science K-5 TEKS Coverage Certification

QUESTION 27.0:

For school year 2024-25, will your LEA provide materials to cover 100% of the **science TEKS grades K-5**? (This includes teacher- or LEA-developed materials. You may select "yes" even if not all classrooms use the same materials)

- Yes
 No

Science K-5 Instructional Materials

QUESTION 28.0:

Share the **full-subject and/or supplemental** publisher(s)/ product(s) that teachers in your LEA or charter will regularly use (once a week or more, on average) for **science grades K–5** instruction to ensure coverage of 100% of the TEKS.

Full-subject instructional materials (often referred to as Tier 1 or core materials): Instructional materials designed to, if implemented as designed, provide a student with mastery of the essential knowledge and skills for a certain subject and grade level without the need for supplementation.

Supplemental Materials (may be used in Tier 1, Tier 2, or Tier 3 settings): instructional materials designed to assist in the instruction of one or more essential knowledge and skill.

Science grades K–5 full-subject and/or supplemental publisher(s)/ product(s) used:

<i>HMH Texas Into Science</i>

Science 6–8 TEKS Coverage Certification

QUESTION 29.0:

For school year 2024–25, will your LEA provide materials to cover 100% of the **science TEKS grades 6–8**? (This includes teacher- or LEA-developed materials. You may select "yes" even if not all classrooms use the same materials)

- Yes
- No

Science 6–8 Instructional Materials

QUESTION 30.0:

Share the **full-subject and/or supplemental** publisher(s)/ product(s) that teachers in your LEA or charter will regularly use (once a week or more, on average) for **science grades 6–8** instruction to ensure coverage of 100% of the TEKS.

Full-subject instructional materials (often referred to as Tier 1 or core materials): Instructional materials designed to, if implemented as designed, provide a student with mastery of the essential knowledge and skills for a certain subject and grade level without the need for supplementation.

Supplemental Materials (may be used in Tier 1, Tier 2, or Tier 3 settings): instructional materials designed to assist in the instruction of one or more essential knowledge and skill.

Science grades 6–8 full-subject and/or supplemental publisher(s)/ product(s) used:

Science 9–12 TEKS Coverage Certification

QUESTION 31.0:

For school year 2024–25, will your LEA provide materials to cover 100% of the **science TEKS grades 9–12**? (This includes teacher- or LEA-developed materials. You may select "yes" even if not all classrooms use the same materials)

- Yes
 No

Science 9–12 Instructional Materials

QUESTION 32.0:

Share the **full-subject and/or supplemental** publisher(s)/ product(s) that teachers in your district or charter will regularly use (once a week or more, on average) for **science grades 9–12** instruction to ensure coverage of 100% of the TEKS.

Full-subject instructional materials (often referred to as Tier 1 or core materials): Instructional materials designed to, if implemented as designed, provide a student with mastery of the essential knowledge and skills for a certain subject and grade level without the need for supplementation.

Supplemental Materials (may be used in Tier 1, Tier 2, or Tier 3 settings): instructional materials designed to assist in the instruction of one or more essential knowledge and skill.

Science grades 9–12 full-subject and/or supplemental publisher(s)/ product(s) used:

Savvas Oceanography: An Invitation to Marine Science; Savvas Astronomy Today; Savvas Experience Physics; Cengage Environmental Sci Sustaining Your World; Savvas Experience Chemistry; McGraw Hill Texas IPC; McGraw Hill Texas Biology

Children's Internet Protection Act

The Children's Internet Protection Act

The Children's internet protection Act (CIPA) was enacted by Congress in 2000 to address concerns about children's access to obscene or harmful content over the Internet. (You may find more information on the FCC website.)

In accordance with Texas Administrative Code 19 TAC §66.105, school districts or charter schools are required to certify that they protect against access to obscene or harmful content in compliance with the requirements for certification under the Children's Internet Protection Act, 47 USC §254(h)(5)(B) and (C, Section [28.0022](#), [Section 43.22](#), Penal Code, and any other law or regulation that protects students from obscene or harmful content.

QUESTION 34.0: Does your district or charter school protect against access to obscene or harmful content in compliance with the requirements for certification under the Children's Internet Protection Act, 47 USC §254(h)(5)(B) and (C), Section 28.0022, Penal Code, and any other law or regulation that protects students from obscene or harmful content?

- Yes
 No

Additional Informational Questions (Optional)*

QUESTION 35.0:

Has your LEA used, or do you plan to use, the Texas Resource Review (TRR) to inform local decisions related to instructional materials adoption?

- Yes
 No

QUESTION 35.1:

If "Yes" is selected: In which subject area(s) have you used the TRR to obtain information about the quality of products? *

- English Reading Language Arts
 Spanish Reading Language Arts
 Prekindergarten
 English Phonics
 Spanish Phonics
 Science

QUESTION 36.0:

How likely is it you would recommend TRR to other educators? 0 (Not at all likely) to 10 (Extremely Likely)*

1.
2.
3.
4.
5.
6.
7.
8.
9.
10.

QUESTION 37.0:

Assessment Platform: Select the assessment platform (if any) your LEA leverages for unit/module, diagnostic, or interim, and for which type of assessments.

Product	Interim	Diagnostic	Unit/Module Formatives
Eduphoria	<input type="checkbox"/>	<input type="checkbox"/>	<input type="checkbox"/>
DMCA	<input type="checkbox"/>	<input type="checkbox"/>	<input type="checkbox"/>
Texas Formative Assessment Resource	<input type="checkbox"/>	<input type="checkbox"/>	<input type="checkbox"/>
STAAR Interim	<input checked="" type="checkbox"/>	<input type="checkbox"/>	<input type="checkbox"/>
Other:	<input type="checkbox"/>	<input type="checkbox"/>	<input type="checkbox"/>
<input type="text" value="NWEA MAP 3-8"/>			
Other:	<input type="checkbox"/>	<input checked="" type="checkbox"/>	<input type="checkbox"/>
<input type="text" value="mClass K-2"/>			
Other:	<input type="checkbox"/>	<input checked="" type="checkbox"/>	<input type="checkbox"/>
<input type="text"/>			

QUESTION 38.0:

Is your LEA planning on using the SBOE-Approved Instructional Materials Allotment?

SBOE-Approved Instructional Materials Allotment - An annual entitlement of \$40 per enrolled student credited to a district's Instructional Materials and Technology Account to procure instructional materials placed on the approved list maintained by the SBOE under TEC §31.022. See TEC, §48.307

- Yes, we are.
- No, we do not have a need for it.
- Unsure, we need more information.

QUESTION 39.0:

Is your LEA planning on using the Open Education Resource Funding Allotment?

Open Education Resource Printing Allotment - An annual entitlement of up to \$20 per enrolled student credited to a district's Instructional Materials and Technology Account for expenses incurred in the printing and shipping of SBOE-approved open education resources. See TEC, §48.308

- Yes, we are.
- No, we do not have a need for it.
- Unsure, we need more information.

Certification 2024-25 Survey Ratification [Printed and uploaded PDF]

In accordance with [Texas Education Code §31.1011](#), school districts and open-enrollment charter schools are required to certify annually to the State Board of Education and the commissioner that, for each subject in the required curriculum other than physical education, students have access to instructional materials that cover all the Texas Essential Knowledge and Skills (TEKS) for the coming school year. Additionally, in accordance with Texas Administrative Code [19 TAC §66.105](#), school districts or charter schools are required to certify that they protect against access to obscene or harmful content in compliance with the requirements for certification under the Children's Internet Protection Act, 47 USC §254(h)(5)(B) and (C).

These certifications must be ratified by local school boards of trustees or governing bodies in public, noticed meetings. Districts and open-enrollment charter schools will be unable to order instructional materials through EMAT until the certifications have been received by the Texas Education Agency (TEA).

Other Certified Subject Areas

QUESTION 40.0:

Please select each subject in the required curriculum below for which your district provides each student with instructional materials that cover all elements of the essential knowledge and skills:

[multiple select]

- Career & Technical Education**
- Fine Arts**
- Health**
- Technology Applications**
- English Language Proficiency Standards**
- Languages other than English**

District County Number (6-digit ID):

220908

District Name:

Mansfield ISD

Date of Ratification by Local School Board of Trustees or Governing Body:

May 14, 2024

Signature of the Board President and Secretary or Governing Board Officer

Board President

Date

Board Secretary

After ratification, please scan THIS SIGNATURE PAGE of this form and submit to TEA through the electronic Certification of Provision of Instructional Materials Survey