

Regular Meeting
Tuesday, January 25, 2022 7:00 PM

Dr. Jim Vaszauskas Center for the Performing
Arts
1110 W. Debbie Lane
Mansfield, TX 76063

Agenda

1. **Call to Order**
2. **Roll Call**
3. **Reconvene**
 - 3.1. Reconvene to Public
4. **Meeting Opening**
 - 4.1. Prayer
 - 4.2. Presentation of Colors -- Legacy High School JROTC
 - 4.3. Pledges
5. **District Recognition**
 - 5.1. School Board Recognition Month
 - 5.2. School Board Superstar Awards
 - 5.3. Young MISD Philanthropist
 - 5.4. Summit High School Football
6. **Instructional Focus**
 - 6.1. Public Hearing to Discuss the MISD Annual Report -- Jennifer Young
7. **Presentation**
 - 7.1. Budget Calendar and Update -- Michele Trongaard
 - 7.2. COVID-19 Update -- Philip O'Neal
8. **Public Comments**
 - 8.1. The correct procedure for addressing the Board during Public Comments is as follows: Each speaker should address the Board from the podium microphone and state his or her name before speaking. All speakers will be limited to three minutes to make comments regarding items on the agenda. Copies of presentations should be made available to all trustees and the Superintendent. Board policy prohibits the discussion of complaints against district employees during an open forum.
9. **Human Resources Report**
 - 9.1. 20+ Year Recognition
 - 9.2. Board Approved New Hires
 - 9.3. Introductions
10. **Business Items Requiring Board Action**
 - 10.1. Consideration and Approval of Minutes from the 12/14/2021 Regular Board Meeting
 - 10.2. Consideration and Approval of Resolution #22-16 Addressing Wage Payments for Employees During Emergency Closings
11. **Consent Agenda**
 - 11.1. Consideration and Approval of Change Order No. 1 to Lee Lewis Construction for the Administration Complex Renovations

- 11.2. Consideration and Approval of Change Order No. 2 to Lee Lewis Construction for the Cross Timbers Intermediate School and Phoenix Academy Renovations
- 11.3. Consideration and Approval of Change Order No. 2 to Lee Lewis Construction for the Summit High School Renovations and MAC
- 11.4. Consideration and Approval of 2021-2022 T-TESS Appraisers
- 11.5. Consideration and Approval of MISD Emergent Bilingual Evaluation
- 11.6. Consideration and Approval of Proposed Bid Proposals
- 11.7. Consideration and Approval of Proposed Budget Amendments
- 11.8. Consideration and Approval of the Second Reading of 118 (LOCAL) Policy Update
- 11.9. Class Size Waivers
- 12. **Superintendent's Report**
 - 12.1. 2017 Bond Summary Report
 - 12.2. Accepted Resignations
 - 12.3. Resignation Reasons
 - 12.4. Approved Student Trips
 - 12.5. Attendance Percentage Report
 - 12.6. Delinquent Tax Reports
 - 12.7. Disbursement Reports
 - 12.8. EC Accountability
 - 12.9. Enrollment Report
 - 12.10. Facility Rental Revenue Report
 - 12.11. Financial Reports
 - 12.12. Investment Reports
 - 12.13. Management Fee Report
 - 12.14. MISD Committees Report
 - 12.15. Property Tax Collection Report
 - 12.16. Superintendent New Hires
- 13. **Closed Session**
 - 13.1. Pursuant to Texas Government Code Section 551.074, to hear a complaint or charge against an officer or employee, or to deliberate the appointment, employment, evaluation, reassignment, duties, discipline or dismissal of a public officer or employee; 551.071, consultation with the Board's attorney; and 551.072, real property.
- 14. **Adjourn**
 - 14.1. Adjourn



**Board of School Trustees
Mansfield Independent School District**

TITLE: School Board Recognition Month DATE: Tuesday, January 25, 2022

PRESENTATION

BACKGROUND:

January is School Board Recognition Month and Mansfield ISD is proud to honor the seven public school advocates who serve on the MISD Board of Trustees.

As part of this special presentation, students from Asa Low will perform “Let It Shine On Me” (written by Mansfield High School Choir Director, Reginald Wright) in appreciation of the MISD trustees. The song will be followed by a video in honor of the school board will be played.



**Board of School Trustees
Mansfield Independent School District**

TITLE: School Board Superstar Awards

DATE: Tuesday, January 25, 2022

INFORMATION

BACKGROUND:

During the school year, elementary school students are selected to receive the School Board Superstar Award for outstanding citizenship. This month's students will be called forward and receive a trophy for their great character.

**School Board Superstar Award
January 2022**

Each month during the school year, students from our elementary schools are selected to receive the School Board's Superstar Award for outstanding citizenship.

These young students have been chosen from their campus based on the virtues of outstanding character, citizenship, fairness, honesty, kindness, respect, responsibility and trustworthiness.

Charlotte Anderson Elementary School – 4th Grade

Sophia Haros

J. L. Boren Elementary School – 3rd Grade

Audrey Alford

Janet Brockett Elementary School – 4th Grade

Espn Gomez

Willie Brown Elementary School – 4th Grade

Julio Escobedo

Louise Cabaniss Elementary School – 3rd Grade

Andrew Razo

Anna May Daulton Elementary School – 3rd Grade

Joe Le

Kenneth Davis Elementary School – 4th Grade

Emely Galeas

Imogene Gideon Elementary School – 2nd Grade

Arbor Hasani

Glenn Harmon Elementary School – 4th Grade

Layla Lynch-Walker

Carol Holt Elementary School – 4th Grade

Dat Pham

Thelma Jones Elementary School – 4th Grade

Emily Lara

Judy K. Miller Elementary School – 4th Grade

Julianna Mills

COMMENDATION FORM FOR SCHOOL BOARD MEETINGS

Person(s) to be Commended:

(Required - Phonetic Spelling for each name, prior to Dr. Cantu's Signature)

Orion Jean

Justification for the Commendation:

Alma Martinez Intermediate School student, Orion Jean, started the "Race to Kindness" campaign to bring food to those in need, toys for kids in hospitals and most recently books for children in the community. His philanthropic efforts have landed him in the Microsoft Black History Gallery. He was recently on the Ellen Show where he was awarded \$10,000 to support his Race to Kindness campaign. Disney also recently surprised Orion and his family with a trip to the Walt Disney World Resort and an appearance in the Christmas Day Parade.

Requested Month of Board Meeting for Commendation: January

Principal, Director, or Supervisor's Approval: Donald Williams **Date:** 1/21/22

Associate Superintendent of Communications & Marketing Approval:



Date: 1/21/22

COMMENDATION FORM FOR SCHOOL BOARD MEETINGS

Person(s) to be Commended:

(Required - Phonetic Spelling for each name, prior to Dr. Cantu's Signature)

Summit High School Football Team & Coaching Staff

Justification for the Commendation:

The Summit High School Football Team celebrated a historic winning season, advancing to the state semifinal game for the second year in a row. Philip O'Neal, Executive Director of Athletics, will recognize the student athletes and coaches for their outstanding accomplishment and achievements this season.

Requested Month of Board Meeting for Commendation: January

Principal, Director, or Supervisor's Approval: Philip O'Neal **Date:** 1/21/22

Associate Superintendent of Communications & Marketing Approval:



Date: 1/21/2022



School District

**Board of School Trustees
Mansfield Independent**

TITLE: Public Hearing to Discuss
the MISD Annual Report

DATE: January 25, 2022

**PUBLIC
HEARING**

BACKGROUND:

The Texas Education Code (TEC), §39.306, requires each district's board of trustees to publish an annual report that includes the TAPR, district accreditation status, campus performance objectives, information on violent or criminal incidents, and information on the performance of the previous year's graduates in their first year of college, as reported by the Texas Higher Education Coordinating Board (THECB).

Each district's board of trustees must hold a public hearing to discuss the district's annual report within 90 days of receiving the final TAPR on December 10, 2021 (Winter Break not included). Within two weeks following the public meeting, each district must widely publish its annual report, including posting it on the district website and other public places.

Jennifer Young, Associate Superintendent for Curriculum, Instruction, and Accountability, will present information provided in the MISD Annual Report.

CONSIDERATIONS:

Receive comments from the public after the staff presentation.

RECOMMENDATION:

None

TEXAS EDUCATION AGENCY

Mansfield ISD Annual Report

2020-2021



Mansfield ISD
605 East Broad Street
Mansfield, Texas 76063
817-299-6300

Table of Contents

Guidelines	1
2020-2021 TAPR.....	6
PEIMS Financial Standard Reports	34
District Accreditation Status	40
Campus Performance Objectives.....	42
Report on Violent or Criminal Incidents	50
Student Performance in Postsecondary Institutions	52
Glossary.....	56

TEXAS EDUCATION AGENCY

Guidelines
of the
Texas Academic
Performance Report
2020-2021



Mansfield ISD
605 East Broad Street
Mansfield, Texas 76063
817-299-6300

The intent of these guidelines is to help districts fulfill their legal responsibilities regarding the annual report of their educational performance and the Texas Academic Performance Report (TAPR). Please read these guidelines carefully.

These guidelines are not a substitute for districts' knowledge and full understanding of Texas Education Code (TEC), §39.306 and §39.362, or 19 Texas Administrative Code, §61.1022.

TEC, §39.306, requires each district's board of trustees to publish an annual report that includes the PDF TAPR as well as the information summarized below under "Annual Report".

Statute requires that each district's board of trustees hold a public hearing to discuss the district's annual report within 90 calendar days of receiving the PDF TAPR. Winter breaks do not count toward the 90 days. Within two weeks following the public meeting, each district must widely publish its annual report, including posting it on the district website and other public places. A preliminary and final 2020–21 PDF TAPR will be released. Districts that did not request a Senate Bill 1365 optional alternative evaluation may use the preliminary report to meet these requirements. Districts that requested an alternative evaluation must wait for the final campus report in January 2022.

- 1. Annual Report** The PDF TAPR comprises the main part of the district's annual report, and it must be published in the same format as provided by TEA. Districts may promote the online reporting system as well, but the annual report must use the PDF TAPR. In addition to the PDF TAPR, a district's annual report must include the campus performance objectives and the progress toward those objectives, district accreditation status, each campus awarded a distinction designation or rated *F* (not applicable for 2021 because *Not Rated: Declared State of Disaster* was assigned to all campuses and no distinction designations were awarded), the district's current special education compliance status (included in the district PDF TAPR cover page), information on violent or criminal incidents and prevention and intervention policies, findings that resulted from evaluations conducted under the Safe and Drug-Free Schools and Communities Act of 1994, and information on the performance of the previous year's graduates in their first year of college as reported by the Texas Higher Education Coordinating Board (THECB). Districts may include supplemental information, such as a narrative describing their schools; additional data, charts, and diagrams; or an explanation of the data prepared by TEA.

Districts are encouraged to provide a copy of the *TAPR Glossary*. The glossary provides definitions, describes methodologies, and lists sources for each data point in the TAPR. The Spanish version of the glossary is scheduled for release this winter. Other materials provided by TEA, such as these guidelines, are intended for district or campus use but may be shared with the public.

- 2. PEIMS Financial Standard Reports (2019–20 Financial Actual Reports)** The financial section of the TAPR is provided by the State Funding Division. These reports can be accessed from a link on the last page of the TAPR or at <http://tea.texas.gov/financialstandardreports/>.

For more information on the financial reports, please contact the State Funding Division at (512) 463-9238.

- 3. District Accreditation Status** Each district's annual report must include the 2020–21 accreditation status. Information on accreditation status is available online at <http://tea.texas.gov/accredstatus/>. The report must also include any campuses that earned a distinction designation or was rated *F* (not applicable for 2021 because *Not Rated: Declared State of Disaster* was assigned to all campuses and no distinction designations were awarded).
- 4. Campus Performance Objectives** TEC, §11.253, requires each campus to have an improvement plan with performance objectives and to measure progress toward meeting these objectives. Both the objectives of each campus and each campus' progress toward meeting those objectives must be included in the district's annual report.
- 5. Special Education Determination Status** (*district PDF TAPR only*) The annual report must include the district's special education determination status. The special education integrated intervention stage/determination status for each district is on the cover page of the report.
- 6. Report on Violent or Criminal Incidents** The annual report must include information about violent or criminal incidents that occur on each campus. Each district determines the format of its report but must include the following:
 - The number, rate, and type of violent or criminal incidents that occurred on each campus, to the extent permitted under the Family Educational Rights and Privacy Act
 - Descriptions of school violence prevention and violence intervention policies and procedures used to protect students
 - Findings from evaluations conducted under the Safe and Drug-Free Schools and Communities Act

For more information about the reporting of violent or criminal incidents during the Office of Civil Rights data collection, please visit <https://ocrdata.ed.gov/>.

- 7. Student Performance in Postsecondary Institutions** TEC, §51.403(e), requires postsecondary institutions in Texas to report student performance during the first year of enrollment after high school graduation to the high school from which students graduated. Districts must include this information in the annual report.

The THECB publishes a report listing this information for each high school in Texas (sorted by county and district) on its [website](#). The report is titled *Report of 2018–2019 High School Grads GPA in Higher Ed Report*. The first page explains the purpose of the report and data calculation methods.

If data for a district are masked due to small numbers of students, that district should still publish its section of the report, showing the masked data, just as it would publish any data that are masked in the TAPR. Questions about accessing these reports should be directed to the THECB at (512) 427-6153.

- 8. Public Hearings** Statute requires that districts hold a hearing for public discussion of the annual report within 90 calendar days of the date of the release of the PDF TAPR. Districts may combine the hearing with a regularly scheduled meeting of the local board of trustees. Districts must notify property owners, parents, and others in a parental relationship to students of the hearing. This notification, which can be in the form of a press release, must be made available to local print and electronic media (i.e., newspaper, radio, and television). It must clearly state the date, time, and place of the hearing and explain the nature of the hearing.
- 9. Accessing the PDF TAPR** The TAPR is available through TEAL Accountability (<https://tealprod.tea.state.tx.us/TSP/TEASecurePortal/Access/LogonServlet>) or the TEA public website (<https://tea.texas.gov/perfreport/tapr/index.html>). The PDF TAPR is designed to allow for two-sided printing. Blank pages have been added after the cover page and where needed to ensure that each report is an even number of pages.

TEAL Accountability is for district use only and provides basic materials districts need to meet the legal requirements related to TAPR.

- 10. Publishing the Report** A district can upload its PDF TAPR to the district website or direct others to the TAPR on the TEA website. To accommodate those without internet access, a copy of the annual report should be made available in public places, such as school offices, local businesses, or public libraries. Districts may also distribute copies through email, standard mail, or by sending the reports home with students. Each district is responsible for finding the most efficient method of making the annual reports widely available to the public.
- 11. Requirement for Notice on District Website** TEC, §39.362, requires each district to post the most recent PDF TAPR on its website by the 10th instructional day of the school year. This responsibility is separate from widely releasing the annual report to the public. While statute does not require a district to update its website with the latest TAPR after the 10th instructional day, TEA strongly encourages districts to update their websites with the 2020–21 TAPR.

- 12. Data Modification** By the time the TAPR is published, the window to correct inaccurate data submitted by a district has already closed. Districts must correct PEIMS data used in the TAPR per the procedures described in the *Texas Education Data Standards*. Districts must submit corrections for STAAR results, college admissions test data, Advanced Placement tests, or International Baccalaureate tests to the appropriate testing contractor. Districts are also afforded an opportunity to correct data associated with College, Career, and Military Readiness (CCMR) via the CCMR Verifier prior to finalization. A district may include in its annual report an explanation of any discrepancies between the TAPR and locally computed data.
- 13. Summary Report** In addition to publishing the complete PDF TAPR in its annual report, a district can develop and release a summarized report showing performance on key indicators. This summary must clearly indicate where and how to obtain a copy of the full report.
- 14. Common Questions** Districts are encouraged to make a copy of the *TAPR Glossary* available locally. The glossary provides definitions, describes methodologies, lists data sources, and answers many of the most commonly asked questions. Following are some of the most common causes of perceived inaccuracies in the TAPR or discrepancies between state and local data.
- **Time Frame** The time of data collection varies from indicator to indicator. For example, test scores for the ACT and SAT may be from tests taken when graduating seniors were juniors, or even sophomores. The *TAPR Glossary* provides additional information on data sources.
 - **PDF and Online System Data Sources** The PDF TAPR compiles data sets at a specific point in time to create an annual statistic. Districts that maintain cumulative or dynamic sets of similar information, such as student enrollment, may show different results.
 - **The Accountability Subset** The PDF TAPR includes the 2019 and 2021 STAAR results of only those students enrolled in the campus or district as of the previous PEIMS October snapshot (October 26, 2018 and October 30, 2020, respectively). See the *TAPR Glossary* for a more complete explanation of the accountability subset criteria.
 - **Masking** The TAPR applies masking rules to STAAR assessment results and other performance indicators when needed to comply with the federal Family Educational Rights and Privacy Act. For more information on masking rules and symbols, please see the explanation of masking on the TEA website at <https://rptsvr1.tea.texas.gov/perfreport/tapr/2021/masking.html>.
- 15. Recommended Meetings** Beyond the requirement to widely publish the district annual report and PDF TAPR, a superintendent may encourage principals to meet with staff to discuss their campus report and, following public discussion, schedule presentations of the information at meetings of local parent-teacher organizations.

TEXAS EDUCATION AGENCY

Texas Academic Performance

**District Performance Report
2020-2021**



Mansfield ISD
605 East Broad Street
Mansfield, Texas 76063
817-299-6300

2020-21 Texas Academic Performance Report (TAPR)

District Name: MANSFIELD ISD

District Number: 220908

2021 Accountability Rating: Not Rated: Declared State of Disaster

2021 *Special Education Determination Status:*

Needs Assistance

Texas Education Agency
2020-21 STAAR Performance (TAPR)
MANSFIELD ISD (220908) - TARRANT COUNTY

Due to the cancellation of spring 2020 STAAR, 2021 and 2019 STAAR data are shown.

	School Year	Region 11 State	District	African American	Hispanic	White	American Indian	Asian	Pacific Islander	Two or More Races	Special Ed (Current)	Special Ed (Former)	Continuously Enrolled	Non-Continuously Enrolled	Econ Disadv	EB/EL (Current & Monitored)
STAAR Performance Rates by Tested Grade, Subject, and Performance Level																
Grade 3 Reading																
At Approaches Grade Level or Above	2021	67%	70%	81%	74%	77%	89%	*	87%	*	85%	53%	82%	82%	73%	77%
	2019	76%	77%	86%	81%	83%	91%	50%	94%	*	84%	53%	85%	87%	80%	84%
At Meets Grade Level or Above	2021	39%	41%	51%	43%	43%	65%	*	55%	*	57%	30%	55%	53%	38%	42%
	2019	45%	46%	57%	51%	50%	65%	38%	70%	*	57%	23%	67%	60%	46%	53%
At Masters Grade Level	2021	19%	21%	26%	20%	21%	36%	*	27%	*	31%	9%	28%	27%	15%	19%
	2019	27%	29%	38%	32%	29%	47%	25%	49%	*	43%	9%	38%	40%	26%	35%
Grade 3 Mathematics																
At Approaches Grade Level or Above	2021	62%	64%	76%	64%	73%	87%	*	87%	*	79%	50%	78%	77%	68%	75%
	2019	79%	79%	88%	85%	85%	91%	88%	98%	*	87%	55%	90%	89%	83%	89%
At Meets Grade Level or Above	2021	31%	33%	44%	32%	36%	59%	*	56%	*	49%	26%	50%	45%	32%	38%
	2019	49%	49%	61%	52%	52%	72%	38%	82%	*	59%	26%	64%	65%	51%	60%
At Masters Grade Level	2021	14%	15%	22%	12%	16%	35%	*	33%	*	20%	8%	30%	23%	13%	18%
	2019	25%	25%	35%	23%	28%	44%	25%	60%	*	39%	14%	44%	38%	25%	36%
Grade 4 Reading																
At Approaches Grade Level or Above	2021	63%	64%	78%	75%	75%	85%	*	81%	*	70%	44%	88%	81%	67%	72%
	2019	75%	75%	86%	84%	83%	90%	67%	93%	*	88%	50%	94%	89%	80%	84%
At Meets Grade Level or Above	2021	36%	38%	50%	44%	44%	58%	*	61%	*	44%	18%	57%	52%	36%	41%
	2019	44%	45%	59%	55%	54%	65%	56%	69%	*	58%	21%	66%	61%	47%	53%
At Masters Grade Level	2021	17%	19%	26%	22%	19%	34%	*	34%	*	25%	7%	31%	29%	15%	22%
	2019	22%	23%	34%	28%	30%	40%	33%	43%	*	35%	6%	24%	36%	23%	28%
Grade 4 Mathematics																
At Approaches Grade Level or Above	2021	59%	61%	72%	63%	69%	82%	*	84%	*	70%	38%	83%	75%	59%	68%
	2019	75%	75%	88%	84%	86%	91%	100%	95%	*	92%	55%	90%	90%	81%	87%
At Meets Grade Level or Above	2021	36%	38%	48%	39%	40%	61%	*	65%	*	45%	23%	64%	52%	34%	43%
	2019	48%	47%	65%	56%	60%	71%	56%	85%	*	71%	28%	78%	68%	53%	63%
At Masters Grade Level	2021	21%	23%	32%	25%	25%	44%	*	45%	*	26%	12%	43%	35%	19%	28%
	2019	28%	28%	43%	34%	37%	52%	22%	67%	*	48%	14%	48%	46%	31%	40%

Texas Education Agency
2020-21 STAAR Performance (TAPR)
MANSFIELD ISD (220908) - TARRANT COUNTY

Due to the cancellation of spring 2020 STAAR, 2021 and 2019 STAAR data are shown.

	School Year	State	Region 11	District	African American	Hispanic	White	American Indian	Asian	Pacific Islander	Two or More Races	Special Ed (Current)	Special Ed (Former)	Continuously Enrolled	Non-Continuously Enrolled	Econ Disadv	EB/EL (Current & Monitored)
At Approaches Grade Level or Above	2021	53%	55%	66%	60%	64%	71%	*	77%	*	66%	30%	67%	69%	61%	54%	63%
	2019	67%	67%	78%	76%	73%	82%	67%	87%	*	81%	32%	76%	81%	74%	68%	75%
	2021	27%	28%	36%	30%	29%	45%	*	48%	*	35%	13%	43%	39%	29%	24%	29%
	2019	35%	36%	47%	42%	40%	54%	33%	59%	*	45%	16%	42%	50%	40%	34%	37%
	2021	8%	9%	12%	9%	6%	17%	*	22%	*	14%	3%	10%	14%	9%	6%	10%
	2019	11%	11%	16%	12%	12%	19%	11%	27%	*	17%	3%	18%	18%	12%	9%	12%
Grade 5 Reading+																	
At Approaches Grade Level or Above	2021	73%	74%	78%	73%	75%	85%	67%	84%	*	77%	41%	86%	81%	72%	71%	73%
	2019	86%	87%	90%	88%	88%	93%	90%	96%	*	91%	53%	97%	92%	88%	86%	86%
	2021	46%	48%	52%	47%	45%	63%	33%	64%	*	44%	18%	46%	56%	44%	42%	47%
	2019	54%	57%	63%	56%	57%	73%	80%	73%	*	66%	24%	59%	65%	60%	54%	56%
	2021	30%	31%	35%	29%	29%	43%	17%	49%	*	38%	8%	29%	38%	29%	25%	31%
	2019	29%	32%	39%	33%	29%	48%	40%	53%	*	42%	7%	33%	41%	35%	28%	30%
Grade 5 Mathematics+																	
At Approaches Grade Level or Above	2021	70%	70%	75%	65%	72%	87%	50%	85%	*	67%	48%	89%	79%	66%	66%	75%
	2019	90%	90%	95%	92%	95%	97%	100%	99%	*	95%	74%	97%	96%	94%	93%	96%
	2021	44%	45%	50%	36%	46%	66%	33%	67%	*	43%	23%	56%	54%	40%	39%	50%
	2019	58%	58%	69%	59%	64%	78%	70%	84%	*	73%	28%	69%	70%	66%	59%	67%
	2021	25%	26%	30%	19%	25%	42%	17%	47%	*	26%	9%	36%	34%	21%	20%	31%
	2019	36%	37%	47%	35%	44%	55%	50%	69%	*	51%	10%	48%	49%	42%	36%	45%
Grade 5 Science																	
At Approaches Grade Level or Above	2021	62%	64%	69%	61%	64%	81%	50%	81%	*	59%	36%	78%	73%	61%	60%	64%
	2019	75%	75%	84%	76%	81%	90%	80%	93%	*	90%	45%	86%	86%	79%	78%	78%
	2021	31%	33%	38%	28%	33%	52%	33%	45%	*	37%	17%	36%	43%	28%	26%	34%
	2019	49%	50%	61%	49%	55%	74%	70%	74%	*	65%	25%	60%	64%	55%	49%	52%
	2021	13%	14%	17%	10%	12%	26%	17%	23%	*	18%	4%	17%	19%	11%	9%	14%
	2019	24%	25%	35%	22%	30%	46%	10%	53%	*	38%	10%	33%	38%	29%	23%	25%
Grade 6 Reading																	
At Approaches Grade Level or Above	2021	62%	65%	74%	70%	69%	81%	73%	84%	57%	75%	28%	83%	79%	64%	62%	68%
	2019	68%	71%	80%	75%	74%	86%	100%	88%	*	86%	36%	68%	83%	72%	73%	72%

Texas Education Agency
2020-21 STAAR Performance (TAPR)
MANSFIELD ISD (220908) - TARRANT COUNTY

Due to the cancellation of spring 2020 STAAR, 2021 and 2019 STAAR data are shown.

	School Year	State	Region 11	District	African American	Hispanic	White	American Indian	Asian	Pacific Islander	Two or More Races	Special Ed (Current)	Special Ed (Former)	Continuously Enrolled	Non-Continuously Enrolled	Econ Disadv	EB/EL (Current & Monitored)
At Meets Grade Level or Above	2021	32%	34%	41%	34%	34%	51%	45%	55%	29%	48%	13%	46%	46%	32%	28%	31%
	2019	37%	40%	49%	42%	40%	60%	50%	65%	*	53%	19%	30%	53%	42%	39%	36%
	2021	15%	16%	20%	17%	16%	25%	27%	30%	14%	21%	6%	15%	24%	13%	12%	13%
	2019	18%	19%	24%	19%	18%	32%	25%	37%	*	20%	6%	16%	25%	20%	15%	15%
Grade 6 Mathematics																	
At Approaches Grade Level or Above	2021	68%	70%	81%	76%	77%	87%	90%	90%	71%	87%	46%	83%	85%	74%	72%	76%
	2019	81%	82%	93%	89%	91%	97%	75%	98%	*	94%	65%	91%	94%	90%	90%	90%
	2021	36%	39%	52%	43%	45%	61%	40%	72%	43%	58%	15%	62%	56%	41%	39%	48%
	2019	47%	49%	67%	58%	59%	78%	50%	89%	*	71%	29%	57%	70%	61%	56%	61%
At Masters Grade Level	2021	15%	17%	24%	16%	18%	33%	20%	45%	0%	26%	6%	26%	27%	19%	15%	21%
	2019	21%	23%	35%	28%	25%	44%	25%	63%	*	42%	9%	20%	38%	29%	24%	27%
Grade 7 Reading																	
At Approaches Grade Level or Above	2021	69%	72%	80%	73%	77%	86%	56%	92%	*	81%	36%	84%	82%	74%	71%	73%
	2019	76%	78%	86%	82%	84%	89%	80%	91%	*	87%	43%	81%	88%	79%	79%	81%
	2021	45%	48%	55%	48%	47%	66%	33%	71%	*	60%	19%	49%	59%	46%	42%	45%
	2019	49%	52%	61%	53%	57%	70%	60%	76%	*	61%	20%	47%	65%	52%	51%	51%
At Masters Grade Level	2021	25%	27%	32%	25%	25%	41%	33%	45%	*	35%	8%	32%	35%	25%	23%	22%
	2019	29%	32%	39%	29%	35%	49%	40%	55%	*	40%	6%	29%	43%	32%	29%	31%
Grade 7 Mathematics																	
At Approaches Grade Level or Above	2021	55%	56%	70%	59%	65%	82%	44%	87%	*	74%	30%	75%	74%	63%	60%	65%
	2019	75%	74%	88%	84%	87%	92%	100%	93%	*	89%	53%	88%	90%	84%	83%	87%
	2021	27%	27%	40%	28%	32%	52%	33%	65%	*	44%	16%	39%	44%	31%	26%	33%
	2019	43%	41%	63%	52%	59%	71%	80%	83%	*	66%	23%	52%	67%	53%	52%	59%
At Masters Grade Level	2021	12%	11%	18%	11%	12%	24%	11%	39%	*	21%	5%	8%	20%	13%	10%	13%
	2019	17%	15%	27%	18%	22%	34%	0%	52%	*	30%	6%	34%	30%	21%	19%	24%
Grade 7 Writing																	
At Approaches Grade Level or Above	2021	63%	66%	73%	67%	66%	82%	75%	85%	*	78%	27%	72%	77%	64%	62%	61%
	2019	70%	72%	82%	78%	79%	87%	80%	89%	*	83%	35%	76%	85%	76%	74%	75%
	2021	33%	37%	42%	35%	34%	52%	13%	59%	*	55%	15%	22%	46%	35%	28%	27%
	2019	42%	45%	55%	47%	48%	63%	40%	72%	*	59%	16%	34%	58%	46%	42%	44%

Texas Education Agency
2020-21 STAAR Performance (TAPR)
MANSFIELD ISD (220908) - TARRANT COUNTY

Due to the cancellation of spring 2020 STAAR, 2021 and 2019 STAAR data are shown.

	School Year	Region 11 State	District	African American	Hispanic	White	American Indian	Asian	Pacific Islander	Two or More Races	Special Ed (Current)	Special Ed (Former)	Continuously Enrolled	Non-Continuously Enrolled	Econ Disadv	EB/EL (Current & Monitored)
At Masters Grade Level	2021	10%	12%	9%	8%	17%	0%	22%	*	13%	4%	6%	14%	8%	6%	6%
	2019	18%	26%	20%	22%	31%	40%	45%	*	29%	4%	21%	29%	19%	16%	18%
Grade 8 Reading+																
At Approaches Grade Level or Above	2021	73%	82%	75%	78%	88%	100%	96%	*	87%	38%	66%	84%	75%	75%	72%
	2019	86%	92%	90%	91%	95%	87%	95%	*	96%	52%	92%	94%	88%	87%	87%
At Meets Grade Level or Above	2021	46%	55%	47%	49%	67%	29%	75%	*	56%	23%	48%	59%	46%	43%	40%
	2019	55%	65%	59%	57%	73%	80%	82%	*	75%	26%	58%	68%	57%	53%	50%
At Masters Grade Level	2021	21%	27%	21%	21%	36%	14%	39%	*	24%	5%	28%	29%	20%	17%	13%
	2019	28%	36%	27%	31%	41%	33%	54%	*	48%	7%	32%	38%	28%	24%	22%
Grade 8 Mathematics+																
At Approaches Grade Level or Above	2021	62%	58%	51%	53%	71%	20%	83%	*	64%	30%	56%	62%	51%	51%	56%
	2019	88%	92%	91%	92%	93%	100%	92%	*	93%	66%	95%	92%	91%	89%	90%
At Meets Grade Level or Above	2021	36%	29%	24%	25%	36%	0%	49%	*	39%	17%	32%	30%	26%	24%	25%
	2019	57%	63%	60%	60%	65%	89%	79%	*	67%	31%	56%	64%	59%	59%	64%
At Masters Grade Level	2021	11%	5%	5%	4%	7%	0%	13%	*	4%	5%	4%	5%	6%	4%	5%
	2019	17%	13%	12%	12%	15%	22%	18%	*	22%	5%	7%	13%	13%	11%	10%
Grade 8 Science																
At Approaches Grade Level or Above	2021	68%	78%	70%	73%	87%	100%	94%	*	81%	41%	65%	82%	68%	70%	68%
	2019	81%	88%	83%	86%	94%	100%	93%	*	94%	47%	96%	90%	84%	83%	83%
At Meets Grade Level or Above	2021	43%	52%	40%	42%	66%	71%	79%	*	55%	26%	39%	56%	41%	40%	36%
	2019	51%	62%	50%	55%	74%	33%	81%	*	74%	25%	57%	65%	52%	49%	49%
At Masters Grade Level	2021	24%	29%	18%	23%	41%	14%	53%	*	31%	9%	29%	32%	20%	18%	18%
	2019	25%	32%	20%	23%	44%	27%	54%	*	39%	11%	25%	35%	23%	19%	19%
Grade 8 Social Studies																
At Approaches Grade Level or Above	2021	57%	70%	63%	61%	81%	86%	89%	*	78%	34%	62%	75%	58%	60%	53%
	2019	69%	81%	79%	76%	84%	87%	89%	*	88%	42%	79%	83%	76%	72%	72%
At Meets Grade Level or Above	2021	28%	39%	30%	32%	51%	29%	58%	*	43%	20%	34%	43%	27%	25%	23%
	2019	37%	49%	44%	42%	54%	33%	68%	*	58%	23%	43%	52%	40%	37%	36%

Texas Education Agency
2020-21 STAAR Performance (TAPR)
MANSFIELD ISD (220908) - TARRANT COUNTY

Due to the cancellation of spring 2020 STAAR, 2021 and 2019 STAAR data are shown.

	School Year	Region 11 State	District	African American	Hispanic	White	American Indian	Asian	Pacific Islander	Two or More Races	Special Ed (Current)	Special Ed (Former)	Continuously Enrolled	Non-Continuously Enrolled	Econ Disadv	EB/EL (Current & Monitored)
At Masters Grade Level	2021	14%	19%	13%	14%	29%	0%	32%	*	19%	8%	21%	23%	11%	11%	8%
	2019	21%	29%	22%	23%	35%	20%	45%	*	39%	9%	28%	31%	22%	18%	18%
End of Course English I																
At Approaches Grade Level or Above	2021	67%	80%	75%	77%	85%	90%	88%	*	83%	35%	75%	83%	72%	72%	56%
	2019	68%	79%	75%	74%	83%	64%	92%	60%	89%	30%	66%	81%	73%	68%	56%
At Meets Grade Level or Above	2021	50%	65%	58%	59%	75%	60%	81%	*	71%	19%	55%	70%	55%	54%	34%
	2019	50%	62%	54%	56%	71%	43%	82%	20%	69%	14%	41%	66%	53%	48%	38%
At Masters Grade Level	2021	12%	20%	13%	17%	27%	0%	36%	*	25%	3%	14%	23%	14%	12%	4%
	2019	11%	17%	12%	11%	24%	14%	33%	0%	22%	0%	4%	19%	11%	9%	4%
End of Course English II																
At Approaches Grade Level or Above	2021	71%	81%	78%	77%	85%	77%	89%	80%	89%	37%	72%	84%	72%	72%	56%
	2019	68%	79%	74%	75%	84%	67%	88%	67%	86%	26%	63%	81%	72%	68%	54%
At Meets Grade Level or Above	2021	57%	70%	66%	63%	75%	69%	85%	80%	82%	26%	55%	74%	59%	57%	35%
	2019	49%	62%	55%	56%	71%	42%	74%	67%	73%	15%	44%	65%	55%	49%	35%
At Masters Grade Level	2021	11%	18%	12%	14%	24%	8%	39%	20%	26%	6%	9%	21%	12%	10%	4%
	2019	8%	10%	7%	8%	12%	8%	17%	17%	17%	2%	3%	11%	6%	6%	2%
End of Course Algebra I																
At Approaches Grade Level or Above	2021	73%	84%	79%	82%	89%	75%	90%	80%	82%	55%	83%	86%	77%	78%	77%
	2019	85%	88%	84%	86%	91%	93%	97%	*	90%	50%	90%	90%	83%	81%	81%
At Meets Grade Level or Above	2021	41%	56%	47%	51%	65%	50%	73%	20%	62%	27%	36%	59%	47%	45%	45%
	2019	61%	68%	60%	63%	75%	50%	93%	*	74%	20%	61%	72%	58%	58%	61%
At Masters Grade Level	2021	23%	36%	27%	32%	43%	25%	57%	20%	40%	10%	19%	39%	29%	26%	26%
	2019	37%	48%	37%	43%	57%	29%	82%	*	51%	8%	33%	54%	35%	38%	42%
End of Course Biology																
At Approaches Grade Level or Above	2021	82%	88%	87%	84%	92%	86%	94%	80%	92%	54%	84%	90%	83%	83%	70%
	2019	88%	92%	90%	91%	95%	78%	99%	*	95%	64%	90%	94%	88%	87%	83%
At Meets Grade Level or Above	2021	55%	67%	59%	59%	77%	57%	82%	80%	70%	27%	56%	71%	56%	54%	35%
	2019	62%	71%	64%	64%	79%	56%	89%	*	79%	24%	50%	75%	61%	57%	47%

Texas Education Agency
2020-21 STAAR Performance (TAPR)
MANSFIELD ISD (220908) - TARRANT COUNTY

Due to the cancellation of spring 2020 STAAR, 2021 and 2019 STAAR data are shown.

	School Year	Region 11 State	District	African American	Hispanic	White	American Indian	Asian	Pacific Islander	Two or More Races	Special Ed (Current)	Special Ed (Former)	Continuously Enrolled	Non-Continuously Enrolled	Econ Disadv	EB/EL (Current & Monitored)
At Masters Grade Level	2021	22%	23%	29%	20%	25%	38%	14%	46%	20%	27%	18%	32%	22%	19%	8%
	2019	25%	28%	32%	23%	24%	43%	11%	59%	*	37%	19%	37%	21%	21%	15%
End of Course U.S. History																
At Approaches Grade Level or Above	2021	88%	90%	93%	91%	91%	96%	100%	97%	*	95%	70%	95%	89%	89%	72%
	2019	93%	94%	95%	94%	94%	96%	100%	99%	*	96%	64%	96%	92%	92%	84%
At Meets Grade Level or Above	2021	69%	72%	77%	71%	72%	85%	67%	89%	*	83%	40%	80%	68%	68%	45%
	2019	73%	76%	79%	71%	77%	85%	92%	92%	*	83%	31%	82%	71%	70%	55%
At Masters Grade Level	2021	43%	46%	48%	38%	39%	61%	50%	68%	*	54%	18%	52%	38%	36%	20%
	2019	45%	48%	49%	37%	42%	59%	46%	66%	*	60%	15%	52%	40%	37%	24%
SAT/ACT All Subjects																
At Approaches Grade Level or Above	2021	95%	96%	95%	92%	92%	98%	-	99%	*	100%	-	96%	94%	95%	91%
	2021	69%	73%	71%	58%	64%	77%	-	81%	*	77%	-	72%	58%	62%	45%
At Masters Grade Level	2021	14%	15%	8%	5%	3%	9%	-	16%	*	20%	-	9%	2%	5%	9%
All Grades All Subjects																
At Approaches Grade Level or Above	2021	67%	69%	78%	72%	74%	85%	75%	88%	68%	79%	41%	81%	70%	69%	68%
	2019	78%	79%	87%	83%	84%	90%	85%	94%	81%	90%	49%	89%	82%	80%	81%
At Meets Grade Level or Above	2021	41%	44%	52%	44%	45%	63%	41%	68%	42%	55%	21%	56%	42%	39%	38%
	2019	50%	52%	62%	54%	56%	70%	56%	79%	51%	66%	23%	65%	54%	51%	51%
At Masters Grade Level	2021	18%	20%	25%	18%	19%	33%	14%	39%	15%	26%	7%	27%	18%	15%	17%
	2019	24%	25%	32%	24%	26%	40%	25%	51%	26%	37%	7%	35%	25%	22%	24%
All Grades ELA/Reading																
At Approaches Grade Level or Above	2021	68%	71%	79%	74%	76%	85%	77%	88%	65%	81%	39%	82%	72%	70%	69%
	2019	75%	77%	84%	80%	81%	89%	75%	92%	75%	89%	41%	86%	79%	77%	76%
At Meets Grade Level or Above	2021	45%	47%	56%	49%	49%	66%	48%	69%	46%	59%	21%	60%	47%	43%	40%
	2019	48%	51%	60%	53%	54%	69%	57%	74%	50%	64%	20%	63%	53%	48%	47%
At Masters Grade Level	2021	18%	20%	25%	19%	20%	33%	15%	37%	19%	28%	6%	28%	19%	16%	17%
	2019	21%	22%	28%	21%	23%	35%	26%	41%	29%	33%	5%	30%	23%	19%	21%
All Grades Mathematics																
At Approaches Grade Level or Above	2021	66%	67%	76%	67%	72%	85%	64%	88%	70%	76%	42%	79%	67%	66%	71%
	2019	82%	82%	90%	87%	89%	93%	94%	96%	84%	91%	59%	92%	87%	86%	89%

Texas Education Agency
2020-21 STAAR Performance (TAPR)
MANSFIELD ISD (220908) - TARRANT COUNTY

Due to the cancellation of spring 2020 STAAR, 2021 and 2019 STAAR data are shown.

	School Year	State	Region 11	District	African American	Hispanic	White	American Indian	Asian	Pacific Islander	Two or More Races	Special Ed (Current)	Special Ed (Former)	Continuously Enrolled	Non-Continuously Enrolled	Econ Disadv	EB/EL (Current & Monitored)
At Meets Grade Level or Above	2021	37%	39%	48%	37%	41%	60%	30%	67%	35%	50%	21%	50%	51%	39%	35%	41%
	2019	52%	52%	65%	57%	60%	73%	60%	86%	53%	69%	26%	62%	68%	58%	55%	62%
	2021	18%	18%	24%	16%	19%	33%	14%	40%	13%	24%	8%	25%	26%	19%	15%	21%
	2019	26%	27%	37%	27%	31%	45%	27%	63%	21%	42%	9%	34%	40%	30%	27%	33%
All Grades Writing																	
At Approaches Grade Level or Above	2021	58%	61%	70%	64%	65%	77%	82%	81%	*	72%	28%	69%	73%	63%	58%	62%
	2019	68%	70%	80%	77%	76%	85%	71%	88%	100%	82%	33%	76%	83%	75%	71%	75%
	2021	30%	33%	39%	33%	32%	49%	18%	53%	*	45%	14%	33%	43%	32%	26%	28%
	2019	38%	40%	51%	45%	44%	59%	36%	66%	17%	52%	16%	38%	55%	43%	39%	41%
At Masters Grade Level	2021	9%	10%	12%	9%	7%	17%	0%	22%	*	13%	4%	8%	14%	8%	6%	8%
	2019	14%	16%	21%	16%	17%	26%	21%	36%	0%	23%	3%	19%	24%	15%	13%	15%
All Grades Science																	
At Approaches Grade Level or Above	2021	71%	73%	80%	74%	75%	88%	80%	91%	60%	79%	43%	77%	83%	72%	71%	67%
	2019	81%	83%	89%	84%	86%	93%	88%	95%	75%	93%	53%	91%	90%	84%	83%	81%
	2021	44%	46%	54%	44%	46%	66%	55%	71%	40%	55%	23%	46%	58%	43%	41%	35%
	2019	54%	57%	65%	55%	58%	76%	50%	82%	63%	73%	25%	56%	69%	57%	52%	50%
At Masters Grade Level	2021	20%	21%	26%	17%	21%	35%	15%	42%	10%	26%	6%	20%	29%	18%	15%	14%
	2019	25%	27%	33%	22%	26%	45%	18%	56%	25%	38%	7%	26%	37%	24%	21%	20%
All Grades Social Studies																	
At Approaches Grade Level or Above	2021	73%	75%	82%	78%	76%	89%	92%	94%	*	86%	51%	72%	86%	73%	75%	60%
	2019	81%	82%	88%	86%	86%	90%	93%	94%	86%	92%	52%	85%	90%	84%	82%	77%
	2021	49%	52%	59%	51%	52%	70%	46%	75%	*	61%	30%	45%	63%	47%	46%	31%
	2019	55%	57%	65%	58%	60%	70%	61%	81%	71%	70%	27%	55%	68%	56%	53%	44%
At Masters Grade Level	2021	29%	31%	35%	26%	27%	47%	23%	52%	*	35%	13%	22%	38%	24%	23%	12%
	2019	33%	35%	39%	30%	33%	47%	32%	57%	57%	50%	11%	32%	42%	31%	28%	21%

* Indicates results are masked due to small numbers to protect student confidentiality.

- Indicates there are no students in the group.

+ Indicates that rates for reading and mathematics are based on the cumulative results from the first and second administrations of STAAR.

Texas Education Agency
2018-19 Progress (TAPR)
MANSFIELD ISD (220908) - TARRANT COUNTY

Due to the cancellation of spring 2020 STAAR, 2019 and 2018 progress data are shown.

School Year	State	Region 11	District	African American	Hispanic	White	American Indian	Asian	Pacific Islander	Two or More Races	Special Ed (Current)	Special Ed (Former)	Continuously Enrolled	Non-Continuously Enrolled	Econ Disadv	EB/EL (Current & Monitored)
School Progress Domain - Academic Growth Score by Grade and Subject																
2019	61	60	68	67	66	69	67	73	*	65	53	66	67	69	63	68
2018	63	64	70	66	66	73	57	77	*	71	63	73	69	70	66	68
2019	65	65	77	74	77	78	67	86	*	78	71	85	77	77	73	76
2018	65	66	72	68	70	75	71	82	*	69	62	79	72	72	68	73
2019	81	81	78	76	75	83	75	79	*	79	68	78	78	79	77	78
2018	80	80	77	77	77	77	75	82	*	74	73	70	76	80	78	81
2019	83	83	84	83	82	86	85	86	*	87	83	83	84	84	81	82
2018	81	80	75	73	74	77	56	79	*	67	81	72	74	77	74	74
2019	42	44	50	48	44	55	63	57	*	46	37	48	50	49	46	42
2018	47	49	54	46	55	59	44	57	*	55	40	40	55	51	49	54
2019	54	58	71	70	63	74	63	85	*	76	54	57	70	71	65	64
2018	56	61	73	70	71	74	63	84	*	72	68	62	73	73	68	73
2019	77	78	82	81	79	84	100	91	*	81	70	85	83	81	80	82
2018	76	76	78	75	76	81	90	86	*	81	66	84	79	76	75	77
2019	62	60	68	67	64	71	60	75	*	69	46	70	69	67	65	65
2018	67	66	79	74	76	84	82	89	*	73	61	79	79	77	74	76
2019	77	77	78	77	79	76	82	81	*	80	70	73	77	79	77	80
2018	79	78	77	77	77	76	61	81	*	71	73	82	77	76	75	78
2019	82	78	81	84	83	76	89	78	*	79	71	78	81	81	83	83
2018	81	75	83	84	84	80	83	91	*	84	75	78	84	81	84	88
2019	69	69	72	72	70	72	44	73	90	75	67	68	73	69	68	66
2018	67	66	69	69	70	69	64	72	*	67	52	70	70	69	66	64
2019	75	76	80	77	76	83	62	95	*	78	40	79	82	74	74	77
2018	72	74	75	71	72	76	67	88	*	81	38	74	76	71	68	73
2019	69	69	74	73	71	76	71	80	85	74	61	73	74	73	71	72
2018	69	70	73	71	72	75	69	80	66	72	62	72	73	72	70	73
2019	68	68	71	70	69	73	71	76	85	71	61	71	72	71	69	70
2018	69	69	71	68	70	73	66	76	58	70	61	71	71	70	68	70
2019	70	70	77	76	74	78	71	85	84	78	61	76	77	76	73	74
2018	70	70	76	73	74	77	71	85	75	74	64	74	76	75	72	76

* Indicates results are masked due to small numbers to protect student confidentiality.
- Indicates there are no students in the group.

Texas Education Agency
2020-21 Bilingual Education/English as a Second Language (Current EB Students/EL) (TAPR)
MANSFIELD ISD (220908) - TARRANT COUNTY

Due to the cancellation of spring 2020 STAAR, 2021 and 2019 STAAR data are shown.

School Year	State	Region T1	District Education	Total Bilingual Education	BE-Trans Early Exit	BE-Trans Late Exit	BE-Dual Two-Way	BE-Dual One-Way	ALP Bilingual (Exception)	Total ESL	ESL Content-Based	ESL Pull-Out	ALP ESL (Waiver)	EB/EL with Parental Denial	Never EB/EL (Current)	Total EB/EL	Monitored & Former EB/EL
STAAR Performance Rate by Subject and Performance Level																	
All Grades All Subjects																	
At Approaches Grade Level or Above	2021	67%	69%	78%	65%	-	68%	64%	-	53%	55%	49%	48%	69%	79%	55%	89%
	2019	78%	79%	87%	79%	-	78%	80%	-	65%	67%	51%	-	82%	-	67%	-
At Meets Grade Level or Above	2021	41%	44%	52%	32%	-	33%	32%	-	23%	24%	21%	21%	36%	54%	24%	63%
	2019	50%	52%	62%	48%	-	48%	48%	-	30%	31%	22%	-	51%	-	33%	-
At Masters Grade Level	2021	18%	20%	25%	15%	-	15%	15%	-	9%	10%	8%	7%	16%	26%	10%	30%
	2019	24%	25%	32%	25%	-	15%	26%	-	12%	12%	6%	-	25%	-	13%	-
All Grades ELA/Reading																	
At Approaches Grade Level or Above	2021	68%	71%	79%	65%	-	65%	65%	-	54%	59%	54%	36%	66%	81%	55%	91%
	2019	75%	77%	84%	73%	-	64%	73%	-	58%	60%	40%	-	85%	-	61%	-
At Meets Grade Level or Above	2021	45%	47%	56%	32%	-	35%	30%	-	23%	26%	23%	14%	38%	58%	24%	69%
	2019	48%	51%	60%	46%	-	27%	47%	-	25%	26%	19%	-	46%	-	28%	-
At Masters Grade Level	2021	18%	20%	25%	15%	-	16%	15%	-	9%	11%	9%	1%	17%	27%	10%	29%
	2019	21%	22%	28%	23%	-	18%	23%	-	10%	11%	7%	-	18%	-	12%	-
All Grades Mathematics																	
At Approaches Grade Level or Above	2021	66%	67%	76%	65%	-	72%	63%	-	60%	61%	54%	62%	64%	76%	61%	87%
	2019	82%	82%	90%	87%	-	91%	86%	-	80%	81%	65%	-	97%	-	81%	-
At Meets Grade Level or Above	2021	37%	39%	48%	37%	-	29%	39%	-	28%	28%	27%	29%	36%	49%	29%	60%
	2019	52%	52%	65%	58%	-	82%	57%	-	45%	45%	38%	-	66%	-	47%	-
At Masters Grade Level	2021	18%	18%	24%	18%	-	15%	19%	-	13%	13%	12%	15%	21%	25%	14%	31%
	2019	26%	27%	37%	34%	-	18%	35%	-	19%	20%	11%	-	45%	-	21%	-
All Grades Writing																	
At Approaches Grade Level or Above	2021	58%	61%	70%	62%	-	*	62%	-	41%	41%	41%	-	91%	71%	44%	88%
	2019	68%	70%	80%	76%	-	*	76%	-	55%	54%	58%	-	70%	-	58%	-
At Meets Grade Level or Above	2021	30%	33%	39%	16%	-	*	15%	-	14%	14%	14%	-	45%	42%	15%	49%
	2019	38%	40%	51%	19%	-	*	20%	-	16%	16%	11%	-	40%	-	17%	-
At Masters Grade Level	2021	9%	10%	12%	7%	-	*	7%	-	2%	2%	1%	-	27%	13%	3%	17%
	2019	14%	16%	21%	3%	-	*	3%	-	3%	3%	0%	-	10%	-	3%	-
All Grades Science																	
At Approaches Grade Level or Above	2021	71%	73%	80%	67%	-	-	67%	-	44%	42%	41%	50%	78%	81%	47%	90%
	2019	81%	83%	89%	85%	-	*	84%	-	61%	61%	59%	-	77%	-	63%	-
At Meets Grade Level or Above	2021	44%	46%	54%	33%	-	-	33%	-	16%	14%	15%	19%	33%	56%	17%	63%
	2019	54%	57%	65%	55%	-	*	55%	-	23%	24%	17%	-	54%	-	26%	-
At Masters Grade Level	2021	20%	21%	26%	11%	-	-	11%	-	5%	5%	5%	5%	0%	27%	5%	31%
	2019	25%	27%	33%	28%	-	*	29%	-	6%	6%	5%	-	23%	-	8%	-

Texas Education Agency
2020-21 Bilingual Education/English as a Second Language (Current EB Students/EL) (TAPR)
MANSFIELD ISD (220908) - TARRANT COUNTY

Due to the cancellation of spring 2020 STAAR, 2021 and 2019 STAAR data are shown.

School Year	State	Region 11	District	Total Bilingual Education	BE-Trans Early Exit	BE-Trans Late Exit	BE-Dual Two-Way	BE-Dual One-Way	ALP Bilingual (Exception)	Total ESL	ESL Content-Based	ESL Pull-Out	ALP ESL (Waiver)	EB/EL with Parental Denial	Never EB/EL	Total EB/EL (Current)	Monitored & Former EB/EL
At Approaches Grade Level or Above	2021	73%	75%	-	-	-	-	-	-	43%	23%	21%	65%	67%	84%	44%	86%
	2019	81%	82%	-	-	-	-	-	-	57%	62%	33%	-	33%	-	57%	-
At Meets Grade Level or Above	2021	49%	52%	-	-	-	-	-	-	19%	5%	2%	36%	25%	61%	20%	62%
	2019	55%	57%	-	-	-	-	-	-	23%	25%	13%	-	17%	-	23%	-
At Masters Grade Level	2021	29%	31%	-	-	-	-	-	-	8%	0%	0%	16%	8%	36%	8%	35%
	2019	33%	35%	-	-	-	-	-	-	8%	9%	3%	-	0%	-	7%	-

* Indicates results are masked due to small numbers to protect student confidentiality.
 - Indicates there are no students in the group.
 Blank cell indicates there are no data available in the group.

Texas Education Agency
2020-21 STAAR Participation (TAPR)
MANSFIELD ISD (220908) - TARRANT COUNTY

Due to the cancellation of spring 2020 STAAR, 2021 and 2019 STAAR data are shown.

State	Region 11	District	African American	Hispanic	White	American Indian	Asian	Pacific Islander	Two or More Races	Special Ed (Current)	Special Ed (Former)	Continuously Enrolled	Non-Continuously Enrolled	EB/EL (Current & Monitored)
2021 STAAR Participation (All Grades)														
All Tests														
Assessment Participant	88%	93%	92%	94%	94%	93%	94%	93%	93%	92%	94%	94%	93%	95%
Included in Accountability	83%	88%	88%	90%	91%	92%	91%	92%	90%	88%	90%	92%	84%	90%
Not Included in Accountability: Mobile	3%	4%	4%	3%	3%	1%	1%	1%	3%	3%	3%	1%	8%	2%
Not Included in Accountability: Other Exclusions	1%	1%	0%	1%	0%	0%	2%	0%	0%	1%	1%	0%	1%	3%
Not Tested	12%	7%	8%	6%	6%	7%	6%	7%	7%	8%	6%	6%	7%	5%
Absent	2%	1%	3%	2%	2%	5%	3%	7%	3%	3%	1%	2%	3%	2%
Other	10%	6%	5%	3%	4%	2%	4%	0%	4%	6%	4%	4%	4%	2%
2019 STAAR Participation (All Grades)														
All Tests														
Assessment Participant	99%	99%	99%	100%	99%	100%	100%	100%	99%	99%	99%	100%	99%	100%
Included in Accountability	94%	94%	95%	96%	97%	92%	95%	99%	96%	95%	96%	98%	91%	95%
Not Included in Accountability: Mobile	4%	4%	4%	3%	2%	8%	2%	1%	4%	4%	3%	1%	8%	3%
Not Included in Accountability: Other Exclusions	1%	1%	0%	1%	0%	0%	2%	0%	0%	1%	0%	0%	1%	2%
Not Tested	1%	1%	1%	0%	1%	0%	0%	0%	1%	1%	1%	0%	1%	0%
Absent	1%	0%	0%	0%	1%	0%	0%	0%	0%	1%	0%	0%	1%	0%
Other	0%	0%	0%	0%	0%	0%	0%	0%	0%	0%	0%	0%	0%	0%

* Indicates results are masked due to small numbers to protect student confidentiality.

- Indicates there are no students in the group.

Texas Education Agency
2020-21 Attendance, Graduation, and Dropout Rates (TAPR)
MANSFIELD ISD (220908) - TARRANT COUNTY

	State	Region 11	District	African American	Hispanic	White	American Indian	Asian	Pacific Islander	Two or More Races	Econ Disadv	EB/EL
Attendance Rate												
2019-20	98.3%	98.3%	98.5%	98.7%	98.3%	98.4%	97.3%	99.2%	98.5%	98.4%	97.9%	98.5%
2018-19	95.4%	95.7%	96.5%	96.9%	96.1%	96.1%	95.1%	97.5%	95.9%	96.3%	95.4%	96.8%
Chronic Absenteeism												
2019-20	6.7%	5.9%	3.8%	3.6%	4.6%	3.7%	14.0%	1.7%	8.9%	4.0%	6.5%	3.7%
2018-19	11.4%	10.2%	6.2%	5.8%	7.0%	6.5%	13.2%	2.9%	5.1%	6.8%	10.5%	5.1%
Annual Dropout Rate (Gr 7-8)												
2019-20	0.5%	0.6%	0.2%	0.2%	0.3%	0.1%	0.0%	0.2%	0.0%	0.3%	0.2%	0.6%
2018-19	0.4%	0.5%	0.2%	0.4%	0.1%	0.2%	0.0%	0.0%	0.0%	0.0%	0.5%	0.0%
Annual Dropout Rate (Gr 9-12)												
2019-20	1.6%	1.4%	0.6%	0.4%	1.0%	0.6%	4.2%	0.4%	0.0%	0.4%	1.5%	2.2%
2018-19	1.9%	1.6%	0.9%	1.0%	0.9%	0.9%	4.9%	0.1%	6.3%	0.6%	2.3%	1.5%
4-Year Longitudinal Rate (Gr 9-12)												
Class of 2020												
Graduated	90.3%	90.9%	95.9%	96.7%	94.7%	95.8%	80.0%	99.2%	94.7%	95.8%	88.6%	93.1%
Received TxCHSE	0.4%	0.4%	0.4%	0.1%	0.1%	0.7%	6.7%	0.0%	0.1%	0.7%	1.0%	0.5%
Continued HS	3.9%	4.2%	1.0%	1.0%	1.4%	0.7%	0.0%	0.4%	1.4%	0.7%	3.0%	2.8%
Dropped Out	5.4%	4.5%	2.7%	2.2%	3.7%	2.8%	13.3%	0.4%	3.7%	2.8%	7.4%	4.9%
Graduates and TxCHSE	90.7%	91.3%	96.3%	96.8%	94.9%	96.5%	86.7%	99.2%	94.9%	96.5%	89.6%	93.5%
Graduates, TxCHSE, and Continuers	94.6%	95.5%	97.3%	97.8%	96.3%	97.2%	86.7%	99.6%	96.3%	97.2%	92.6%	95.1%
Class of 2019												
Graduated	90.0%	90.8%	95.8%	95.4%	94.6%	96.2%	87.5%	99.0%	94.6%	96.2%	90.3%	92.8%
Received TxCHSE	0.5%	0.5%	0.3%	0.2%	0.0%	0.6%	0.0%	0.0%	0.0%	0.6%	0.0%	0.3%
Continued HS	3.7%	3.8%	1.1%	1.7%	0.9%	1.0%	0.0%	0.5%	0.9%	1.0%	3.4%	2.2%
Dropped Out	5.9%	4.9%	2.8%	2.7%	4.5%	2.2%	12.5%	0.5%	4.5%	2.2%	6.2%	4.8%
Graduates and TxCHSE	90.4%	91.3%	96.1%	95.6%	94.6%	96.7%	87.5%	99.0%	94.6%	96.7%	90.3%	93.1%
Graduates, TxCHSE, and Continuers	94.1%	95.1%	97.2%	97.3%	95.5%	97.8%	87.5%	99.5%	95.5%	97.8%	93.8%	95.2%
5-Year Extended Longitudinal Rate (Gr 9-12)												
Class of 2019												
Graduated	92.0%	92.9%	97.0%	97.1%	95.8%	97.0%	87.5%	99.5%	95.8%	97.0%	92.7%	95.0%
Received TxCHSE	0.5%	0.6%	0.4%	0.4%	0.0%	0.8%	0.0%	0.0%	0.0%	0.8%	0.0%	0.4%
Continued HS	1.3%	1.6%	0.1%	0.1%	0.1%	0.2%	0.0%	0.0%	0.1%	0.2%	0.0%	0.4%
Dropped Out	6.1%	4.9%	2.5%	2.4%	4.0%	2.0%	12.5%	0.5%	4.0%	2.0%	7.3%	4.2%
Graduates and TxCHSE	92.6%	93.5%	97.4%	97.4%	95.8%	97.8%	87.5%	99.5%	95.8%	97.8%	92.7%	95.4%

2020-21 Attendance, Graduation, and Dropout Rates (TAPR) MANSFIELD ISD (220908) - TARRANT COUNTY

	State	Region 11	District	African American	Hispanic	White	American Indian	Asian	Pacific Islander	Two or More Races	Special Ed	Economic Disadv	EB/EL
Graduates, TxCHSE, and Continuers	93.9%	95.1%	97.5%	97.6%	96.0%	98.0%	87.5%	99.5%		* 99.2%	92.7%	95.8%	92.5%
Class of 2018													
Graduated	92.2%	93.2%	96.4%	97.0%	94.8%	96.7%	*	99.0%		* 94.7%	89.8%	94.0%	89.2%
Received TxCHSE	0.6%	0.7%	0.5%	0.1%	0.3%	1.1%	*	0.5%		* 0.0%	0.6%	0.8%	0.0%
Continued HS	1.1%	1.2%	0.3%	0.5%	0.3%	0.0%	*	0.5%		* 0.0%	2.4%	0.4%	0.0%
Dropped Out	6.1%	4.9%	2.9%	2.4%	4.6%	2.3%	*	0.0%		* 5.3%	7.2%	4.8%	10.8%
Graduates and TxCHSE	92.8%	93.9%	96.9%	97.1%	95.1%	97.7%	*	99.5%		* 94.7%	90.4%	94.8%	89.2%
Graduates, TxCHSE, and Continuers	93.9%	95.1%	97.1%	97.6%	95.4%	97.7%	*	100.0%		* 94.7%	92.8%	95.2%	89.2%
6-Year Extended Longitudinal Rate (Gr 9-12)													
Class of 2018													
Graduated	92.6%	93.6%	96.6%	97.4%	94.9%	96.7%	*	99.5%		* 95.6%	91.2%	94.4%	89.2%
Received TxCHSE	0.7%	0.7%	0.5%	0.1%	0.3%	1.1%	*	0.5%		* 0.0%	0.6%	0.8%	0.0%
Continued HS	0.6%	0.8%	0.1%	0.1%	0.2%	0.0%	*	0.0%		* 0.0%	1.2%	0.1%	0.0%
Dropped Out	6.1%	4.8%	2.8%	2.4%	4.6%	2.3%	*	0.0%		* 4.4%	7.1%	4.8%	10.8%
Graduates and TxCHSE	93.3%	94.4%	97.1%	97.5%	95.2%	97.7%	*	100.0%		* 95.6%	91.8%	95.2%	89.2%
Graduates, TxCHSE, and Continuers	93.9%	95.2%	97.2%	97.6%	95.4%	97.7%	*	100.0%		* 95.6%	92.9%	95.2%	89.2%
Class of 2017													
Graduated	92.4%	93.8%	96.5%	97.2%	94.5%	96.5%	100.0%	98.7%		* 98.2%	92.3%	94.5%	86.0%
Received TxCHSE	0.7%	0.7%	0.6%	0.1%	0.5%	1.0%	0.0%	0.0%		* 0.9%	0.7%	0.8%	0.0%
Continued HS	0.6%	0.6%	0.0%	0.0%	0.0%	0.0%	0.0%	0.0%		* 0.0%	0.0%	0.0%	0.0%
Dropped Out	6.3%	4.9%	3.0%	2.6%	5.0%	2.5%	0.0%	1.3%		* 0.9%	7.0%	4.7%	14.0%
Graduates and TxCHSE	93.2%	94.5%	97.0%	97.4%	95.0%	97.5%	100.0%	98.7%		* 99.1%	93.0%	95.3%	86.0%
Graduates, TxCHSE, and Continuers	93.7%	95.1%	97.0%	97.4%	95.0%	97.5%	100.0%	98.7%		* 99.1%	93.0%	95.3%	86.0%
4-Year Federal Graduation Rate Without Exclusions (Gr 9-12)													
Class of 2020	90.3%	90.9%	95.2%	96.0%	93.9%	94.9%	80.0%	98.3%		* 93.5%	81.9%	92.4%	87.2%
Class of 2019	90.0%	90.8%	95.0%	94.5%	94.1%	95.3%	87.5%	99.0%		* 95.9%	80.4%	91.9%	85.5%
RHSP/DAP Graduates (Longitudinal Rate)													
Class of 2020	83.0%	63.6%	-	-	-	-	-	-		-	-	-	-
Class of 2019	73.3%	73.3%	*	*	-	-	-	-		-	*	-	-
FHSP-E Graduates (Longitudinal Rate)													
Class of 2020	4.3%	3.7%	0.7%	0.8%	0.9%	0.5%	0.0%	0.4%		* 0.9%	1.1%	1.0%	3.2%
Class of 2019	4.2%	2.6%	0.7%	0.6%	1.1%	0.7%	0.0%	0.5%		* 0.0%	1.7%	1.0%	0.0%
FHSP-DLA Graduates (Longitudinal Rate)													

Texas Education Agency
2020-21 Attendance, Graduation, and Dropout Rates (TAPR)
MANSFIELD ISD (220908) - TARRANT COUNTY

	State	Region 11	District	African American	Hispanic	White	American Indian	Asian	Pacific Islander	Two or More Races	Special Ed	Econ Disadv	EB/EL
Class of 2020	83.5%	83.4%	83.2%	80.2%	79.2%	85.3%	100.0%	95.3%	*	87.0%	19.1%	73.7%	55.8%
Class of 2019	83.5%	84.3%	82.1%	80.0%	76.6%	86.0%	71.4%	92.2%	*	81.0%	26.3%	72.2%	53.2%
RHSP/DAP/FHSP-E/FHSP-DLA Graduates (Longitudinal Rate)													
Class of 2020	87.8%	87.1%	83.9%	81.0%	80.1%	85.7%	100.0%	95.7%	*	87.8%	20.2%	74.8%	58.9%
Class of 2019	87.6%	86.9%	82.8%	80.5%	77.7%	86.7%	71.4%	92.7%	*	81.0%	27.7%	73.2%	53.2%
RHSP/DAP Graduates (Annual Rate)													
2019-20	38.6%	12.1%	*	-	*	*	-	-	-	-	*	*	-
2018-19	32.7%	18.1%	0.0%	*	*	*	-	-	-	-	0.0%	*	*
FHSP-E Graduates (Annual Rate)													
2019-20	4.4%	3.8%	0.7%	0.8%	0.9%	0.5%	0.0%	0.9%	*	0.9%	1.0%	1.0%	3.0%
2018-19	4.4%	2.5%	0.7%	0.6%	1.1%	0.7%	0.0%	0.5%	*	0.0%	1.6%	0.9%	0.0%
FHSP-DLA Graduates (Annual Rate)													
2019-20	81.8%	81.3%	81.6%	78.4%	77.7%	83.9%	100.0%	94.3%	*	86.0%	17.5%	71.9%	52.5%
2018-19	82.1%	83.1%	80.7%	79.1%	74.8%	83.9%	71.4%	92.6%	*	80.0%	24.2%	70.3%	53.5%
RHSP/DAP/FHSP-E/FHSP-DLA Graduates (Annual Rate)													
2019-20	85.8%	84.9%	82.2%	79.2%	78.5%	84.0%	100.0%	95.2%	*	86.8%	18.4%	72.7%	55.6%
2018-19	85.9%	85.0%	81.2%	79.6%	75.4%	84.5%	71.4%	93.1%	*	80.0%	24.8%	71.0%	53.0%

Texas Education Agency
2020-21 Graduation Profile (TAPR)
MANSFIELD ISD (220908) - TARRANT COUNTY

	District Count	District Percent	State Count	State Percent
Graduates (2019-20 Annual Graduates)				
Total Graduates	2,739	100.0%	360,220	100.0%
By Ethnicity:				
African American	869	31.7%	44,729	12.4%
Hispanic	678	24.8%	184,060	51.1%
White	833	30.4%	105,215	29.2%
American Indian	12	0.4%	1,226	0.3%
Asian	230	8.4%	17,126	4.8%
Pacific Islander	3	0.1%	557	0.2%
Two or More Races	114	4.2%	7,307	2.0%
By Graduation Type:				
Minimum H.S. Program	4	0.1%	1,512	0.4%
Recommended H.S. Program/Distinguished Achievement Program	0	0.0%	952	0.3%
Foundation H.S. Program (No Endorsement)	483	17.6%	49,535	13.8%
Foundation H.S. Program (Endorsement)	20	0.7%	15,689	4.4%
Foundation H.S. Program (DLA)	2,232	81.5%	292,532	81.2%
Special Education Graduates				
Special Education Graduates	196	7.2%	29,018	8.1%
Economically Disadvantaged Graduates				
Economically Disadvantaged Graduates	1,008	36.8%	187,187	52.0%
Emergent Bilingual (EB)/English Learner (EL) Graduates				
Emergent Bilingual (EB)/English Learner (EL) Graduates	99	3.6%	29,639	8.2%
At-Risk Graduates				
At-Risk Graduates	956	34.9%	148,836	41.3%

Texas Education Agency
2020-21 College, Career, and Military Readiness (CCMR) (TAPR)
MANSFIELD ISD (220908) - TARRANT COUNTY

Academic Year	State	Region 11	District	African American	Hispanic	White	American Indian	Asian	Pacific Islander	Two or More Races	Special Ed	Econ Disadv	EB/EL
College, Career, and Military Ready Graduates (Student Achievement)													
College, Career, or Military Ready (Annual Graduates)													
2019-20	63.0%	59.8%	63.7%	54.9%	58.8%	71.3%	50.0%	84.3%	*	65.8%	77.0%	54.0%	49.5%
2018-19	72.9%	69.1%	68.6%	57.7%	61.9%	77.6%	71.4%	86.9%	*	78.3%	75.0%	59.5%	44.5%
College Ready Graduates													
College Ready (Annual Graduates)													
2019-20	53.4%	50.1%	54.5%	44.8%	48.1%	62.2%	33.3%	80.9%	*	61.4%	4.6%	41.4%	23.2%
2018-19	53.0%	50.1%	54.3%	42.8%	44.9%	63.8%	42.9%	82.0%	*	63.3%	4.2%	42.0%	23.0%
TSI Criteria Graduates in English Language Arts (Annual Graduates)													
2019-20	59.7%	60.0%	66.4%	58.8%	58.3%	74.5%	75.0%	85.2%	*	75.4%	7.7%	53.3%	10.1%
2018-19	60.7%	60.7%	66.1%	59.9%	56.1%	73.5%	42.9%	84.8%	*	76.7%	13.2%	53.8%	24.0%
TSI Criteria Graduates in Mathematics (Annual Graduates)													
2019-20	47.9%	45.8%	50.2%	41.2%	42.5%	57.3%	25.0%	79.6%	*	55.3%	5.6%	39.5%	28.3%
2018-19	48.6%	45.7%	50.0%	38.6%	40.1%	58.7%	42.9%	82.9%	*	59.2%	4.2%	38.7%	26.0%
TSI Criteria Graduates in Both Subjects (Annual Graduates)													
2019-20	43.2%	41.8%	46.3%	36.6%	37.3%	55.0%	25.0%	76.1%	*	52.6%	3.6%	33.8%	10.1%
2018-19	44.2%	42.9%	47.9%	36.9%	37.5%	57.1%	42.9%	77.9%	*	57.5%	3.5%	35.4%	16.0%
AP / IB Met Criteria in Any Subject (Annual Graduates)													
2019-20	21.1%	21.5%	24.0%	13.3%	21.1%	28.9%	8.3%	52.2%	*	32.5%	1.0%	14.7%	17.2%
2018-19	21.1%	22.4%	23.0%	10.6%	19.0%	29.7%	28.6%	47.9%	*	33.3%	0.7%	13.6%	12.0%
Associate Degree (Annual Graduates)													
2019-20	2.1%	1.1%	0.7%	0.7%	0.3%	0.5%	0.0%	2.2%	*	0.9%	0.0%	0.8%	0.0%
2018-19	1.9%	0.8%	0.1%	0.1%	0.2%	0.1%	0.0%	0.0%	*	0.8%	0.0%	0.0%	0.0%
Dual Course Credits in Any Subject (Annual Graduates)													
2019-20	24.6%	19.9%	31.4%	27.7%	27.7%	34.8%	25.0%	45.2%	*	30.7%	1.0%	23.3%	1.0%
2018-19	23.1%	18.4%	30.0%	22.1%	23.1%	37.4%	14.3%	47.9%	*	35.0%	2.8%	20.5%	8.0%
Onramps Course Credits (Annual Graduates)													
2019-20	4.0%	5.1%	0.0%	0.0%	0.0%	0.0%	0.0%	0.0%	*	0.0%	0.0%	0.0%	0.0%
2018-19	2.3%	3.0%	0.0%	0.0%	0.0%	0.0%	0.0%	0.0%	*	0.0%	0.0%	0.0%	0.0%
Career / Military Ready Graduates													
Career or Military Ready (Annual Graduates)													
2019-20	18.7%	17.2%	15.4%	15.0%	15.9%	15.6%	25.0%	15.7%	*	12.3%	76.5%	18.4%	28.3%
2018-19	40.4%	35.9%	30.4%	27.6%	32.0%	30.8%	42.9%	32.7%	*	31.3%	75.0%	32.0%	25.5%
Approved Industry-Based Certification (Annual Graduates)													
2019-20	13.2%	12.5%	10.0%	8.2%	9.6%	11.3%	25.0%	13.0%	*	9.6%	4.6%	10.5%	10.1%

Texas Education Agency
2020-21 College, Career, and Military Readiness (CCMR) (TAPR)
MANSFIELD ISD (220908) - TARRANT COUNTY

Academic Year	State	Region 11	District	African American	Hispanic	White	American Indian	Asian	Pacific Islander	Two or More Races	Special Ed	Econ Disadv	EB/EL
2018-19	10.7%	10.3%	9.6%	5.7%	10.5%	9.7%	28.6%	18.4%	*	12.5%	3.5%	8.5%	5.0%
Graduates with Level I or Level II Certificate (Annual Graduates)													
2019-20	0.7%	0.1%	0.0%	0.0%	0.0%	0.0%	0.0%	0.0%	*	0.0%	0.0%	0.0%	0.0%
2018-19	0.6%	0.3%	0.0%	0.1%	0.0%	0.0%	0.0%	0.0%	*	0.0%	0.0%	0.0%	0.0%
Graduate with Completed IEP and Workforce Readiness (Annual Graduates)													
2019-20	2.4%	2.5%	4.4%	5.2%	5.5%	3.7%	0.0%	2.2%	*	1.8%	58.2%	6.5%	16.2%
2018-19	2.3%	2.3%	2.7%	3.5%	2.7%	2.2%	14.3%	1.8%	*	2.5%	50.7%	4.6%	9.0%
Graduates Under an Advanced Diploma Plan and Identified as a Current Special Education Student (Annual Graduates)													
2019-20	3.7%	3.0%	1.3%	2.2%	1.0%	1.0%	0.0%	0.4%	*	0.9%	18.4%	1.8%	2.0%
2018-19	2.7%	2.3%	1.2%	1.6%	0.8%	1.5%	0.0%	0.5%	*	0.8%	22.9%	1.5%	0.0%

Texas Education Agency
2020-21 CCMR-Related Indicators (TAPR)
MANSFIELD ISD (220908) - TARRANT COUNTY

	Academic Year	State	Region 11	District	African American	Hispanic	White	American Indian	Asian	Pacific Islander	Two or More Races	Special Ed	Econ Disadv	EB/EL
TSIA Results (Graduates >= Criterion) (Annual Graduates)														
Reading	2019-20	30.1%	30.0%	44.1%	40.6%	37.8%	48.1%	58.3%	60.0%	*	45.6%	3.1%	34.9%	5.1%
	2018-19	33.4%	32.2%	47.7%	39.4%	42.3%	54.0%	14.3%	67.3%	*	54.2%	9.7%	37.4%	18.0%
Mathematics	2019-20	21.2%	17.3%	25.5%	20.6%	22.9%	28.8%	25.0%	38.7%	*	28.1%	1.5%	21.2%	16.2%
	2018-19	24.7%	20.0%	31.0%	25.1%	25.6%	33.7%	14.3%	53.5%	*	40.0%	2.1%	25.8%	22.0%
Both Subjects	2019-20	16.4%	13.6%	22.0%	17.5%	18.4%	25.9%	25.0%	33.5%	*	25.4%	1.0%	16.9%	3.0%
	2018-19	18.8%	15.5%	27.3%	22.2%	22.6%	30.4%	14.3%	45.6%	*	33.3%	2.1%	21.3%	11.0%
Completed and Received Credit for College Prep Courses (Annual Graduates)														
English Language Arts	2019-20	7.3%	4.6%	0.3%	0.7%	0.1%	0.0%	0.0%	0.0%	*	0.0%	1.5%	0.5%	0.0%
	2018-19	5.1%	1.3%	0.0%	0.0%	0.0%	0.0%	0.0%	0.0%	*	0.0%	0.0%	0.0%	0.0%
Mathematics	2019-20	9.7%	7.5%	6.6%	8.6%	8.6%	3.8%	0.0%	3.0%	*	7.0%	3.1%	7.8%	9.1%
	2018-19	7.3%	4.5%	2.0%	2.8%	2.7%	1.3%	0.0%	0.5%	*	0.8%	0.7%	2.4%	2.0%
Both Subjects	2019-20	4.2%	2.1%	0.1%	0.2%	0.0%	0.0%	0.0%	0.0%	*	0.0%	0.5%	0.1%	0.0%
	2018-19	2.6%	0.7%	0.0%	0.0%	0.0%	0.0%	0.0%	0.0%	*	0.0%	0.0%	0.0%	0.0%
AP/IB Results (Participation) (Grades 11-12)														
All Subjects	2020	22.0%	22.9%	27.4%	20.7%	22.6%	32.1%	5.0%	51.5%	28.6%	27.9%	0.7%	19.0%	7.5%
	2019	25.2%	25.7%	34.8%	29.8%	29.2%	36.0%	10.0%	61.8%	0.0%	44.4%	1.6%	26.3%	16.3%
English Language Arts	2020	12.7%	13.0%	14.2%	11.0%	9.7%	16.9%	0.0%	28.4%	0.0%	18.0%	0.2%	9.2%	0.5%
	2019	14.5%	14.2%	16.5%	15.2%	12.0%	17.0%	10.0%	31.0%	0.0%	19.7%	0.5%	13.3%	3.0%
Mathematics	2020	6.4%	6.7%	6.0%	3.1%	3.3%	7.3%	0.0%	20.0%	0.0%	9.0%	0.0%	3.4%	2.0%
	2019	7.4%	7.6%	7.0%	3.4%	5.1%	8.6%	0.0%	19.2%	0.0%	9.4%	0.3%	3.8%	1.0%
Science	2020	9.4%	10.7%	17.7%	12.2%	12.6%	21.8%	0.0%	41.4%	14.3%	16.0%	0.2%	11.6%	1.5%
	2019	10.4%	12.0%	21.0%	14.7%	16.4%	23.4%	5.0%	45.5%	0.0%	27.4%	0.3%	14.5%	8.4%
Social Studies	2020	12.4%	13.5%	13.9%	9.1%	10.7%	17.5%	0.0%	28.4%	14.3%	16.0%	0.2%	9.0%	1.5%
	2019	13.9%	15.1%	17.6%	14.3%	14.3%	18.4%	10.0%	33.7%	0.0%	23.9%	0.5%	11.6%	4.4%
AP/IB Results (Examinees >= Criterion) (Grades 11-12)														
All Subjects	2020	59.0%	62.1%	60.0%	46.0%	53.4%	65.9%	*	73.5%	*	73.5%	*	53.2%	80.0%
	2019	51.0%	54.9%	42.0%	23.8%	34.5%	52.8%	*	56.0%	-	52.9%	33.3%	30.2%	48.5%
English Language Arts	2020	50.1%	55.9%	60.8%	51.3%	56.1%	65.4%	-	69.8%	-	61.4%	*	52.0%	*
	2019	41.2%	51.5%	43.4%	23.8%	28.9%	60.2%	*	54.0%	-	58.7%	*	24.8%	16.7%
Mathematics	2020	56.5%	56.6%	51.8%	42.9%	46.7%	48.4%	-	63.7%	-	54.5%	-	51.4%	*
	2019	52.2%	55.8%	45.0%	28.6%	28.4%	50.3%	-	59.3%	-	45.5%	*	39.2%	*
Science	2020	47.6%	48.1%	43.1%	27.7%	38.0%	46.5%	-	54.3%	*	66.7%	*	34.5%	*
	2019	40.6%	41.7%	28.9%	12.7%	18.5%	41.7%	*	31.9%	-	34.4%	*	17.7%	23.5%

Texas Education Agency
2020-21 CCMR-Related Indicators (TAPR)
MANSFIELD ISD (220908) - TARRANT COUNTY

	Academic Year	State	Region 11	District	African American	Hispanic	White	American Indian	Asian	Pacific Islander	Two or More Races	Special Ed	Econ Disadv	EB/EL
Social Studies	2020	52.3%	58.2%	56.7%	43.3%	44.5%	62.2%	-	69.8%	*	74.4%	*	50.0%	*
	2019	46.3%	52.5%	41.9%	29.5%	31.2%	49.2%	*	55.6%	-	50.0%	*	29.4%	22.2%
SAT/ACT Results (Annual Graduates)														
Tested	2019-20	76.7%	74.6%	82.0%	84.6%	74.2%	82.8%	75.0%	90.0%	*	87.7%	34.5%	75.3%	52.5%
	2018-19	75.0%	70.4%	69.3%	74.9%	53.0%	72.0%	42.9%	88.0%	*	70.8%	17.4%	59.0%	34.3%
At/Above Criterion for All Examinees	2019-20	35.7%	41.5%	42.2%	28.8%	34.6%	54.5%	11.1%	69.1%	*	43.0%	5.7%	29.2%	7.5%
	2018-19	36.1%	43.7%	47.7%	27.3%	43.6%	61.0%	*	68.6%	*	61.2%	8.0%	35.2%	17.6%
Average SAT Score (Annual Graduates)														
All Subjects	2019-20	1019	1037	1043	985	1011	1090	969	1167	*	1068	800	985	865
	2018-19	1027	1055	1078	1003	1051	1128	*	1161	*	1136	910	1027	928
English Language Arts and Writing	2019-20	513	523	530	503	513	554	517	579	*	551	412	499	423
	2018-19	517	532	545	511	530	573	*	569	*	577	466	519	451
Mathematics	2019-20	506	514	513	482	497	536	452	588	*	518	388	486	442
	2018-19	510	523	533	492	521	555	*	592	*	559	444	508	478
Average ACT Score (Annual Graduates)														
All Subjects	2019-20	20	20	22	20	21	24	*	26	*	23	16	20	*
	2018-19	21	22	21	19	21	23	*	23	*	23	17	20	16
English Language Arts	2019-20	20	20	22	20	21	24	*	26	*	23	15	19	*
	2018-19	20	22	21	19	21	23	*	23	*	23	16	19	15
Mathematics	2019-20	20	20	22	19	21	23	*	26	*	21	16	19	*
	2018-19	20	22	21	19	20	23	*	24	*	23	17	19	16
Science	2019-20	21	21	22	20	21	24	*	25	*	22	17	20	*
	2018-19	21	23	21	19	21	23	*	23	*	23	18	20	17

Texas Education Agency
2020-21 Other Postsecondary Indicators (TAPR)
MANSFIELD ISD (220908) - TARRANT COUNTY

Academic Year	State	Region 11	District	African American	Hispanic	White	American Indian	Asian	Pacific Islander	Two or More Races	Special Ed	Econ Disadv	EB/EL
Advanced/Dual-Credit Course Completion (Grades 9-12)													
Any Subject	2019-20	46.3%	43.8%	49.3%	43.7%	43.9%	34.1%	72.9%	56.3%	52.0%	10.8%	38.4%	20.8%
	2018-19	44.6%	42.4%	48.3%	43.2%	42.6%	35.9%	72.8%	25.0%	50.0%	8.1%	37.2%	22.2%
English Language Arts	2019-20	18.2%	16.1%	17.4%	14.6%	13.8%	4.8%	29.5%	12.5%	19.3%	1.8%	11.7%	3.1%
	2018-19	17.8%	16.1%	19.3%	15.9%	15.7%	14.7%	31.3%	8.3%	22.2%	1.8%	14.2%	3.3%
Mathematics	2019-20	20.7%	18.4%	16.7%	13.0%	12.7%	7.7%	33.1%	13.3%	17.7%	1.1%	12.2%	6.1%
	2018-19	20.4%	18.8%	16.8%	12.4%	14.5%	12.5%	33.6%	8.3%	18.5%	0.6%	11.8%	8.1%
Science	2019-20	22.4%	22.4%	20.7%	19.0%	17.2%	7.3%	36.4%	25.0%	20.9%	3.0%	16.7%	7.4%
	2018-19	21.7%	21.4%	20.5%	18.0%	18.2%	21.2%	34.9%	8.3%	24.3%	2.9%	15.8%	9.5%
Social Studies	2019-20	24.6%	25.7%	37.1%	30.8%	30.2%	29.3%	63.5%	37.5%	39.1%	3.2%	26.1%	8.2%
	2018-19	23.6%	24.9%	36.6%	30.8%	29.1%	25.7%	62.1%	18.2%	40.7%	3.2%	25.1%	6.4%
CTE Coherent Sequence (Annual Graduates)													
	2019-20	58.5%	49.5%	42.9%	39.0%	43.7%	33.3%	57.4%	*	35.1%	26.0%	42.6%	31.3%
	2018-19	59.0%	49.5%	38.0%	33.8%	39.3%	42.9%	41.9%	*	40.8%	22.2%	37.9%	22.0%
Graduates Enrolled in Texas Institution of Higher Education (TX IHE)													
	2018-19	52.6%	50.0%	57.5%	58.7%	49.2%	14.3%	80.6%	*	63.3%	25.7%	52.8%	42.4%
	2017-18	53.4%	52.5%	61.8%	61.6%	55.3%	*	85.6%	*	55.9%	26.1%	55.7%	34.7%
Graduates in TX IHE Completing One Year Without Enrollment in a Developmental Education Course													
	2018-19	42.2%	39.9%	65.5%	51.7%	71.6%	-	66.7%	-	73.1%	*	59.8%	62.5%
	2017-18	60.7%	66.3%	69.2%	54.9%	65.3%	*	91.4%	*	58.6%	9.8%	59.3%	45.5%

Texas Education Agency
2020-21 Student Information (TAPR)
MANSFIELD ISD (220908) - TARRANT COUNTY

Student Information	District		Membership		District		Enrollment	
	Count	Percent	Count	Percent	Count	Percent	Count	Percent
Total Students	35,063	100.0%	5,359,040	100.0%	35,127	100.0%	5,371,586	100.0%
Students by Grade:								
Early Childhood Education	125	0.4%	13,855	0.3%	176	0.5%	20,991	0.4%
Pre-Kindergarten	587	1.7%	196,560	3.7%	587	1.7%	197,093	3.7%
Kindergarten	2,028	5.8%	360,865	6.7%	2,029	5.8%	361,349	6.7%
Grade 1	2,281	6.5%	380,973	7.1%	2,285	6.5%	381,403	7.1%
Grade 2	2,279	6.5%	379,725	7.1%	2,282	6.5%	380,122	7.1%
Grade 3	2,422	6.9%	380,802	7.1%	2,423	6.9%	381,135	7.1%
Grade 4	2,418	6.9%	385,090	7.2%	2,419	6.9%	385,364	7.2%
Grade 5	2,543	7.3%	395,436	7.4%	2,543	7.2%	395,649	7.4%
Grade 6	2,710	7.7%	414,197	7.7%	2,710	7.7%	414,357	7.7%
Grade 7	2,859	8.2%	421,222	7.9%	2,860	8.1%	421,347	7.8%
Grade 8	2,863	8.2%	422,386	7.9%	2,865	8.2%	422,505	7.9%
Grade 9	3,165	9.0%	436,396	8.1%	3,165	9.0%	436,523	8.1%
Grade 10	2,960	8.4%	420,502	7.8%	2,960	8.4%	420,705	7.8%
Grade 11	3,023	8.6%	388,143	7.2%	3,023	8.6%	388,443	7.2%
Grade 12	2,800	8.0%	362,888	6.8%	2,800	8.0%	364,600	6.8%
Ethnic Distribution:								
African American	10,997	31.4%	680,285	12.7%	11,007	31.3%	681,401	12.7%
Hispanic	9,234	26.3%	2,835,771	52.9%	9,249	26.3%	2,840,982	52.9%
White	10,180	29.0%	1,418,789	26.5%	10,211	29.1%	1,424,251	26.5%
American Indian	110	0.3%	18,712	0.3%	110	0.3%	18,755	0.3%
Asian	2,772	7.9%	253,856	4.7%	2,776	7.9%	254,163	4.7%
Pacific Islander	47	0.1%	8,259	0.2%	47	0.1%	8,271	0.2%
Two or More Races	1,723	4.9%	143,368	2.7%	1,727	4.9%	143,763	2.7%
Sex:								
Female	17,016	48.5%	2,620,239	48.9%	17,034	48.5%	2,624,722	48.9%
Male	18,047	51.5%	2,738,801	51.1%	18,093	51.5%	2,746,864	51.1%
Economically Disadvantaged								
Economically Disadvantaged	14,635	41.7%	3,229,178	60.3%	14,641	41.7%	3,233,417	60.2%
Non-Educationally Disadvantaged	20,428	58.3%	2,129,862	39.7%	20,486	58.3%	2,138,169	39.8%
Section 504 Students	2,303	6.6%	387,490	7.2%	2,303	6.6%	387,622	7.2%
EB Students/EL	3,769	10.7%	1,108,207	20.7%	3,770	10.7%	1,108,883	20.6%
Students w/ Disciplinary Placements (2019-20)	321	0.9%	66,833	1.2%				
Students w/ Dyslexia	1,352	3.9%	241,070	4.5%	1,352	3.8%	241,197	4.5%
Foster Care	93	0.3%	17,033	0.3%	95	0.3%	17,090	0.3%

Texas Education Agency
2020-21 Student Information (TAPR)
MANSFIELD ISD (220908) - TARRANT COUNTY

Student Information	----- Membership -----			----- Enrollment -----				
	----- District -----		----- State -----		----- District -----		----- State -----	
	Count	Percent	Count	Percent	Count	Percent	Count	Percent
Homeless	124	0.4%	57,709	1.1%	124	0.4%	57,811	1.1%
Immigrant	449	1.3%	108,025	2.0%	449	1.3%	108,092	2.0%
Migrant	0	0.0%	16,657	0.3%	0	0.0%	16,733	0.3%
Title I	14,783	42.2%	3,457,855	64.5%	14,811	42.2%	3,464,887	64.5%
Military Connected	979	2.8%	144,596	2.7%	979	2.8%	144,683	2.7%
At-Risk	11,635	33.2%	2,634,284	49.2%	11,638	33.1%	2,636,849	49.1%
Students by Instructional Program:								
Bilingual/ESL Education	3,900	11.1%	1,123,936	21.0%	3,901	11.1%	1,124,413	20.9%
Gifted and Talented Education	2,414	6.9%	443,781	8.3%	2,414	6.9%	443,849	8.3%
Special Education	3,640	10.4%	595,885	11.1%	3,701	10.5%	605,043	11.3%
Students with Disabilities by Type of Primary Disability:								
Total Students with Disabilities	3,640		595,885					
By Type of Primary Disability								
Students with Intellectual Disabilities	1,636	44.9%	253,352	42.5%				
Students with Physical Disabilities	673	18.5%	127,106	21.3%				
Students with Autism	664	18.2%	83,737	14.1%				
Students with Behavioral Disabilities	621	17.1%	122,624	20.6%				
Students with Non-Categorical Early Childhood	46	1.3%	9,066	1.5%				
Mobility (2019-20):								
Total Mobile Students	3,476	10.1%	726,083	13.8%				
By Ethnicity:								
African American	1,300	3.8%	148,832	2.8%				
Hispanic	924	2.7%	372,491	7.1%				
White	881	2.6%	160,748	3.1%				
American Indian	17	0.0%	2,944	0.1%				
Asian	161	0.5%	18,370	0.4%				
Pacific Islander	5	0.0%	1,484	0.0%				
Two or More Races	188	0.5%	21,214	0.4%				
Count and Percent of Special Ed Students who are Mobile	413	11.2%	102,036	16.5%				
Count and Percent of EB Students/EL who are Mobile	406	12.7%	137,410	13.6%				
Count and Percent of Econ Dis Students who are Mobile	2,146	13.7%	508,900	16.0%				
Student Attrition (2019-20):								
Total Student Attrition	3,356	13.7%	700,130	16.6%				

Texas Education Agency
2020-21 Student Information (TAPR)
MANSFIELD ISD (220908) - TARRANT COUNTY

		-Non-Special Education Rates-		-Special Education Rates-	
Student Information	District	State	District	State	District
Retention Rates by Grade:					
Kindergarten	0.9%	1.4%	2.8%	4.8%	
Grade 1	1.9%	1.9%	4.3%	3.2%	
Grade 2	0.4%	1.0%	1.4%	1.4%	
Grade 3	0.1%	0.5%	0.3%	0.6%	
Grade 4	0.0%	0.3%	0.0%	0.4%	
Grade 5	0.0%	0.2%	0.3%	0.3%	
Grade 6	0.0%	0.2%	0.0%	0.3%	
Grade 7	0.1%	0.3%	0.3%	0.3%	
Grade 8	0.0%	0.2%	0.0%	0.4%	
Grade 9	3.8%	4.7%	2.6%	7.8%	

		---- District ----		----- State -----	
Data Quality:	Count	Percent	Count	Percent	
Underreported Students	3	0.0%	6,039	0.2%	

Class Size Averages by Grade and Subject
(Derived from teacher responsibility records):

Class Size Information	District	State
Elementary:		
Kindergarten	17.6	17.7
Grade 1	17.6	18.0
Grade 2	16.4	18.0
Grade 3	16.2	18.2
Grade 4	16.4	18.3
Grade 5	26.2	19.8
Grade 6	25.6	19.4
Secondary:		
English/Language Arts	19.9	15.7
Foreign Languages	12.2	17.8
Mathematics	20.5	16.9
Science	21.0	17.9
Social Studies	22.9	18.3

Texas Education Agency
2020-21 Staff Information (TAPR)
MANSFIELD ISD (220908) - TARRANT COUNTY

Staff Information	----- District -----		----- State -----	
	Count	Percent	Count	Percent
Total Staff	4,364.0	100.0%	745,316.3	100.0%
Professional Staff:	2,797.7	64.1%	479,219.1	64.3%
Teachers	2,273.9	52.1%	369,395.4	49.6%
Professional Support	354.0	8.1%	78,787.8	10.6%
Campus Administration (School Leadership)	119.9	2.7%	22,378.5	3.0%
Central Administration	49.9	1.1%	8,657.4	1.2%
Educational Aides:	330.2	7.6%	79,348.7	10.6%
Auxiliary Staff:	1,236.1	28.3%	186,748.5	25.1%
Librarians and Counselors (Headcount):				
Full-time Librarians	30.0	n/a	4,290.0	n/a
Part-time Librarians	9.0	n/a	582.0	n/a
Full-time Counselors	83.0	n/a	13,211.0	n/a
Part-time Counselors	6.0	n/a	1,126.0	n/a
Total Minority Staff:	1,827.5	41.9%	384,122.4	51.5%
Teachers by Ethnicity:				
African American	406.7	17.9%	41,186.3	11.1%
Hispanic	269.3	11.8%	104,985.0	28.4%
White	1,491.7	65.6%	210,367.3	56.9%
American Indian	5.9	0.3%	1,261.0	0.3%
Asian	45.0	2.0%	6,656.1	1.8%
Pacific Islander	1.0	0.0%	618.8	0.2%
Two or More Races	54.3	2.4%	4,320.9	1.2%
Teachers by Sex:				
Males	554.7	24.4%	88,006.1	23.8%
Females	1,719.2	75.6%	281,389.3	76.2%
Teachers by Highest Degree Held:				
No Degree	7.0	0.3%	4,422.7	1.2%
Bachelors	1,584.6	69.7%	269,818.0	73.0%
Masters	660.4	29.0%	92,432.5	25.0%
Doctorate	21.9	1.0%	2,722.3	0.7%
Teachers by Years of Experience:				
Beginning Teachers	86.4	3.8%	24,880.4	6.7%
1-5 Years Experience	463.8	20.4%	102,753.7	27.8%
6-10 Years Experience	554.7	24.4%	74,854.8	20.3%
11-20 Years Experience	758.4	33.4%	107,653.1	29.1%

Texas Education Agency
2020-21 Staff Information (TAPR)
MANSFIELD ISD (220908) - TARRANT COUNTY

Staff Information	----- District -----		----- State -----	
	Count	Percent	Count	Percent
21-30 Years Experience	380.3	16.7%	47,975.4	13.0%
Over 30 Years Experience	30.4	1.3%	11,278.0	3.1%
Number of Students per Teacher				
	15.4	n/a	14.5	n/a

Staff Information	District	State
Experience of Campus Leadership:		
Average Years Experience of Principals	6.4	6.4
Average Years Experience of Principals with District	6.0	5.5
Average Years Experience of Assistant Principals	6.0	5.5
Average Years Experience of Assistant Principals with District	4.8	4.8
Average Years Experience of Teachers:		
	12.4	11.2
Average Years Experience of Teachers with District:	7.9	7.2
Average Teacher Salary by Years of Experience (regular duties only):		
Beginning Teachers	\$57,867	\$50,849
1-5 Years Experience	\$59,322	\$53,288
6-10 Years Experience	\$60,946	\$56,282
11-20 Years Experience	\$63,812	\$59,900
21-30 Years Experience	\$68,062	\$64,637
Over 30 Years Experience	\$76,655	\$69,974
Average Actual Salaries (regular duties only):		
Teachers	\$62,854	\$57,641
Professional Support	\$72,493	\$68,030
Campus Administration (School Leadership)	\$85,804	\$83,424
Central Administration	\$109,528	\$109,662
Instructional Staff Percent:		
	62.0%	64.6%
Turnover Rate for Teachers:		
	9.4%	14.3%
Staff Exclusions:		
Shared Services Arrangement Staff:		
Professional Staff	0.0	1,136.9
Educational Aides	0.0	194.8
Auxiliary Staff	0.0	397.5
Contracted Instructional Staff:		
	0.0	5,731.4

Texas Education Agency
2020-21 Staff Information (TAPR)
MANSFIELD ISD (220908) - TARRANT COUNTY

Program Information	District		State	
	Count	Percent	Count	Percent
Teachers by Program (population served):				
Bilingual/ESL Education	95.0	4.2%	22,870.6	6.2%
Career and Technical Education	95.9	4.2%	18,987.7	5.1%
Compensatory Education	84.8	3.7%	10,226.9	2.8%
Gifted and Talented Education	0.0	0.0%	6,558.4	1.8%
Regular Education	1,637.4	72.0%	262,447.1	71.0%
Special Education	256.3	11.3%	34,862.5	9.4%
Other	104.6	4.6%	13,442.2	3.6%

- Indicates there are no students in the group.
- * Indicates results are masked due to small numbers to protect student confidentiality.
- ** When only one student disability or assessment group is masked, then the second smallest student disability or assessment group is masked regardless of size.
- n/a Indicates data reporting is not applicable for this group.
- ? Indicates that the data for this item were statistically improbable or were reported outside a reasonable range.

Link to: [PEIMS Financial Standard Reports 2019-20 Financial Actual Report](#)
 (To open link in a new window, press the "Ctrl" key and click on the link.)

TEXAS EDUCATION AGENCY

Texas Academic Performance

PEIMS Financial Standard Reports

2020-2021



Mansfield ISD

605 East Broad Street
Mansfield, Texas 76063
817-299-6300

**2019 - 2020 Actual Financial Data
Totals for MANSFIELD ISD (220908)
Total Enrolled Membership: 35,582**

	District				State				
	General Fund	%	Per Student	All Funds	%	Per Student	All Funds	%	Per Student
Revenues									
Operating Revenue									
Local Property Tax from M&O (excluding recapture)	\$148,432,999	49.41%	\$4,172	\$148,432,999	44.38%	\$4,172	\$25,533,913,274	43.11%	\$4,660
State Operating Funds	\$144,767,470	48.19%	\$4,069	\$148,926,352	44.53%	\$4,185	\$24,198,968,656	40.86%	\$4,417
Federal Funds	\$3,092,999	1.03%	\$87	\$25,627,649	7.66%	\$720	\$7,015,215,596	11.84%	\$1,280
Other Local	\$4,095,615	1.36%	\$115	\$11,460,330	3.43%	\$322	\$2,483,070,133	4.19%	\$453
Total Operating Revenue	\$300,389,083	100.00%	\$8,442	\$334,447,330	100.00%	\$9,399	\$59,231,167,659	100.00%	\$10,811
Other Revenue									
Local Property Tax from I&S	\$0	0.00%	\$0	\$75,543,153	96.11%	\$2,123	\$7,988,017,723	85.75%	\$1,458
State Assistance for Debt Service	\$0	0.00%	\$0	\$1,434,167	1.82%	\$40	\$417,799,545	4.49%	\$76
Other Receipts (excluding debt service financing)	\$305,304	100.00%	\$9	\$1,620,903	2.06%	\$46	\$909,418,245	9.76%	\$166
Total Other Revenue	\$305,304	100.00%	\$9	\$78,598,223	100.00%	\$2,209	\$9,315,235,513	100.00%	\$1,700
Subtotal: Operating and Other Revenue	\$300,694,387	100.00%	\$8,451	\$413,045,553	100.00%	\$11,608	\$68,546,403,172	100.00%	\$12,511
Recapture Revenue									
Local Property Tax Recaptured	\$0	0.00%	\$0	\$0	0.00%	\$0	\$2,610,589,103	100.00%	\$476
Total Recaptured Revenue	\$0	0.00%	\$0	\$0	0.00%	\$0	\$2,610,589,103	100.00%	\$476
Subtotal: Operating, Other and Recaptured Revenue	\$300,694,387	100.00%	\$8,451	\$413,045,553	100.00%	\$11,608	\$71,156,992,275	100.00%	\$12,988
Debt Service Financing and TRS Estimate Revenue									
Debt Service Financing Related Revenue	\$0	0.00%	\$0	\$59,833,519	77.94%	\$1,682	\$6,707,981,130	72.89%	\$1,224
Estimated State TRS Contributions	\$16,878,952	100.00%	\$474	\$16,930,409	22.06%	\$476	\$2,495,227,887	27.11%	\$455
Subtotal: Debt Service Financing and TRS Estimate Revenue	\$16,878,952	100.00%	\$474	\$76,763,928	100.00%	\$2,157	\$9,203,209,017	100.00%	\$1,680
Grand Total: Operating, Other, Debt Service Financing, and TRS Estimate Revenue excluding recapture	\$317,573,339	100.00%	\$8,925	\$489,809,481	100.00%	\$13,766	\$77,749,612,189	100.00%	\$14,191
Expenditures									
Operating Expenditures by Object (61xx-64xx only)									
Payroll Expenditures (Object 61xx)	\$258,264,109	87.22%	\$7,258	\$276,088,956	83.13%	\$7,759	\$45,632,220,765	80.04%	\$8,329

**2019 - 2020 Actual Financial Data
Totals for MANSFIELD ISD (220908)
Total Enrolled Membership: 35,582**

	District				State				
	General Fund	%	Per Student	All Funds	%	Per Student	All Funds	%	Per Student
Professional & Contracted Services (Object 62xx)	\$20,380,503	6.88%	\$573	\$22,194,513	6.68%	\$624	\$5,127,350,907	8.99%	\$936
Supplies & Materials (Object 63xx)	\$13,008,976	4.39%	\$366	\$27,756,753	8.36%	\$780	\$4,914,857,654	8.62%	\$897
Other Operating Expenditures (Object 64xx)	\$4,453,845	1.50%	\$125	\$6,086,846	1.83%	\$171	\$1,339,390,963	2.35%	\$244
Total Operating Expenditures by Object	\$296,107,433	100.00%	\$8,322	\$332,127,068	100.00%	\$9,334	\$57,013,820,289	100.00%	\$10,406
Non-Operating Expenditures by Object									
Debt Services(Object 65xx)	\$340,756	19.23%	\$10	\$67,304,322	33.61%	\$1,892	\$9,524,076,242	47.61%	\$1,738
Capital Outlay(Object 66xx)	\$1,431,129	80.77%	\$40	\$132,920,263	66.39%	\$3,736	\$10,481,863,702	52.39%	\$1,913
Total Non-Operating Expenditures by Object	\$1,771,885	100.00%	\$50	\$200,224,585	100.00%	\$5,627	\$20,005,939,944	100.00%	\$3,651
Grand Total: Operating and Non-Operating Expenditures by Object	\$297,879,318	100.00%	\$8,372	\$532,351,653	100.00%	\$14,961	\$77,019,760,233	100.00%	\$14,058
Operating Expenditures by Function (61xx-64xx only)									
Instruction(Function 11,95)	\$181,433,479	61.27%	\$5,099	\$195,887,104	58.98%	\$5,505	\$32,482,839,029	56.97%	\$5,929
Instructional Resources & Media Services (Function 12)	\$3,454,444	1.17%	\$97	\$3,495,876	1.05%	\$98	\$620,523,428	1.09%	\$113
Curriculum & Staff Development (Function 13)	\$4,026,418	1.36%	\$113	\$4,843,663	1.46%	\$136	\$1,283,086,493	2.25%	\$234
Instructional Leadership (Function 21)	\$4,009,291	1.35%	\$113	\$4,139,588	1.25%	\$116	\$945,108,506	1.66%	\$173
School Leadership (Function 23)	\$18,431,223	6.22%	\$518	\$18,540,800	5.58%	\$521	\$3,397,560,197	5.96%	\$620
Guidance Counseling Services (Function 31)	\$9,821,274	3.32%	\$276	\$13,023,102	3.92%	\$366	\$2,204,295,228	3.87%	\$402
Social Work Services (Function 32)	\$0	0.00%	\$0	\$4,252	0.00%	\$0	\$173,240,994	0.30%	\$32
Health Services (Function 33)	\$4,476,913	1.51%	\$126	\$4,544,050	1.37%	\$128	\$608,875,388	1.07%	\$111
Transportation (Function 34)	\$12,479,705	4.21%	\$351	\$12,479,705	3.76%	\$351	\$1,625,400,170	2.85%	\$297
Food Services (Function 35)	\$32,536	0.01%	\$1	\$16,023,991	4.82%	\$450	\$2,839,750,491	4.98%	\$518
Extracurricular (Function 36)	\$9,496,747	3.21%	\$267	\$10,095,236	3.04%	\$284	\$1,574,298,616	2.76%	\$287
General Administration (Function 41,92)	\$6,754,054	2.28%	\$190	\$6,795,464	2.05%	\$191	\$1,833,390,327	3.22%	\$335
Facilities Maintenance & Operations (Function 51)	\$29,701,904	10.03%	\$835	\$30,001,993	9.03%	\$843	\$5,475,939,693	9.60%	\$999
Security & Monitoring Services (Function 52)	\$7,055,368	2.38%	\$198	\$7,081,672	2.13%	\$199	\$621,397,805	1.09%	\$113
Data Processing Services (Function 53)	\$4,467,538	1.51%	\$126	\$4,467,538	1.35%	\$126	\$1,049,981,008	1.84%	\$192
Community Services (Function 61)	\$466,539	0.16%	\$13	\$703,034	0.21%	\$20	\$278,132,916	0.49%	\$51
Total Operating Expenditures by Function	\$296,107,433	100.00%	\$8,322	\$332,127,068	100.00%	\$9,334	\$57,013,820,289	100.00%	\$10,406
Non-Operating Expenditures by Function									

**2019 - 2020 Actual Financial Data
Totals for MANSFIELD ISD (220908)
Total Enrolled Membership: 35,582**

	District				State				
	General Fund	%	Per Student	All Funds	%	Per Student	All Funds	%	Per Student
Non-Operating Expenditures by Function (1x-9x) (65xx)	\$340,756	19.23%	\$10	\$67,304,322	33.61%	\$1,892	\$9,524,076,242	47.61%	\$1,738
Non-Operating Expenditures by Function (1x-9x) (66xx)	\$1,431,129	80.77%	\$40	\$132,920,263	66.39%	\$3,736	\$10,481,863,702	52.39%	\$1,913
Total Non-Operating Expenditures by Function	\$1,771,885	100.00%	\$50	\$200,224,585	100.00%	\$5,627	\$20,005,939,944	100.00%	\$3,651
Grand Total: Operating and Non-Operating Expenditures by Function	\$297,879,318	100.00%	\$8,372	\$532,351,653	100.00%	\$14,961	\$77,019,760,233	100.00%	\$14,058
Operating Expenditures by Program Intent Code (PIC) (61xx-64xx only)									
Basic Educational Services (PIC 11)	\$159,990,734	54.03%	\$4,496	\$169,156,157	50.93%	\$4,754	\$24,808,865,963	43.51%	\$4,528
Gifted and Talented (PIC 21)	\$502,585	0.17%	\$14	\$531,265	0.16%	\$15	\$407,970,018	0.72%	\$74
Career and Technical (PIC 22)	\$9,737,514	3.29%	\$274	\$9,966,248	3.00%	\$280	\$1,848,729,587	3.24%	\$337
Students with Disabilities (PICs 23,33)	\$39,307,389	13.27%	\$1,105	\$44,333,486	13.35%	\$1,246	\$7,124,984,870	12.50%	\$1,300
State Compensatory Education (PICs 24,26,28,29,30,34)	\$9,666,250	3.26%	\$272	\$13,050,724	3.93%	\$367	\$4,961,252,070	8.70%	\$906
Bilingual (PICs 25,35)	\$1,083,175	0.37%	\$30	\$1,395,245	0.42%	\$39	\$666,494,835	1.17%	\$122
High School Allotment (PIC 31)	\$185,481	0.06%	\$5	\$185,481	0.06%	\$5	\$198,008,871	0.35%	\$36
PreKindergarten (PIC 32)	\$934,380	0.32%	\$26	\$948,959	0.29%	\$27	\$556,180,368	0.98%	\$102
Early Education Allotment (PIC 36)	\$4,041,596	1.36%	\$114	\$4,041,596	1.22%	\$114	\$817,733,874	1.66%	\$149
Dyslexia or Related Disorder Services (PIC 37)	\$420,306	0.14%	\$12	\$420,306	0.13%	\$12	\$247,840,811	0.50%	\$45
College, Career, and Military Readiness (CCMR) (PIC 38)	\$2,716,469	0.92%	\$76	\$2,716,469	0.82%	\$76	\$225,233,881	0.46%	\$41
Athletics/Related Activities (PIC 91)	\$6,146,293	2.08%	\$173	\$6,282,046	1.89%	\$177	\$1,079,705,932	1.89%	\$197
Un-Allocated (PIC 99)	\$61,375,261	20.73%	\$1,725	\$79,099,086	23.82%	\$2,223	\$14,070,819,209	24.68%	\$2,568
Total Operating Expenditures by Program Intent Code (PIC)	\$296,107,433	100.00%	\$8,322	\$332,127,068	100.00%	\$9,334	\$57,013,820,289	100.00%	\$10,406
Non-Operating Expenditures by PIC									
Non-Operating Expenditures by PIC (1x-9x) (65xx)	\$340,756	19.23%	\$10	\$67,304,322	33.61%	\$1,892	\$9,524,076,242	47.61%	\$1,738
Non-Operating Expenditures by PIC (1x-9x) (66xx)	\$1,431,129	80.77%	\$40	\$132,920,263	66.39%	\$3,736	\$10,481,863,702	52.39%	\$1,913
Total Non-Operating Expenditures by Program Intent Code (PIC)	\$1,771,885	100.00%	\$50	\$200,224,585	100.00%	\$5,627	\$20,005,939,944	100.00%	\$3,651
Grand Total: Operating and Non-Operating Expenditures by Program Intent Code (PIC)	\$297,879,318	100.00%	\$8,372	\$532,351,653	100.00%	\$14,961	\$77,019,760,233	100.00%	\$14,058

**2019 - 2020 Actual Financial Data
Totals for MANSFIELD ISD (220908)
Total Enrolled Membership: 35,582**

	District				State				
	General Fund	%	Per Student	All Funds	%	Per Student	All Funds	%	Per Student
Disbursements									
Total Disbursements									
Operating Expenditures	\$296,107,433	95.73%	\$8,322	\$332,127,068	61.06%	\$9,334	\$57,013,820,289	70.09%	\$10,406
Recapture	\$0	0.00%	\$0	\$0	0.00%	\$0	\$2,610,589,103	3.21%	\$476
Total Other Uses	\$10,261,450	3.32%	\$288	\$10,261,450	1.89%	\$288	\$1,065,828,545	1.31%	\$195
Intergovernmental Charge	\$1,180,086	0.38%	\$33	\$1,292,586	0.24%	\$36	\$647,236,702	0.80%	\$118
Debt Service (Object 6500)	\$340,756	0.11%	\$10	\$67,304,322	12.37%	\$1,892	\$9,524,076,242	11.71%	\$1,738
Capital Projects (Object 6600)	\$1,431,129	0.46%	\$40	\$132,920,263	24.44%	\$3,736	\$10,481,863,702	12.89%	\$1,913
Total Disbursements	\$309,320,854	100.00%	\$8,693	\$543,905,689	100.00%	\$15,286	\$81,343,414,583	100.00%	\$14,847

Tax Rates
2019 - 2020 (current tax year) Tax Rates

Maintenance & Operations				0.9700			1.0164		
Interest & Sinking				0.4900			0.2221		
Total Tax Rate				1.4600			1.2384		

Fund Balance**
Fund Balance

Nonspendable Fund Balance	\$3,834,042		\$108	\$3,914,125		\$110	\$616,400,402		\$120
Restricted Fund Balance	\$0		\$0	\$133,146,552		\$3,742	\$19,313,845,455		\$3,756
Committed Fund Balance	\$0		\$0	\$1,678,336		\$47	\$3,524,709,206		\$685
Assigned Fund Balance	\$0		\$0	\$0		\$0	\$3,414,948,929		\$664
Unassigned Fund Balance	\$99,366,775		\$2,793	\$99,291,680		\$2,791	\$15,296,929,974		\$2,975
Total Fund Balance**	\$103,200,817		\$2,900	\$238,030,693		\$6,690	\$42,166,833,966		\$8,200

Fund Balance Reconciliation

2018-2019 Total Fund Balance (Previous Year)	\$94,948,728		\$2,698	\$171,028,834		\$4,859	\$39,112,172,860		\$7,670
2019-2020 Excess (Deficiency) Operating Expenditures	\$18,208,235		\$512	\$-105,473,868		\$-2,964	\$-8,388,390,544		\$-1,631
2019-2020 Excess (Deficiency) Non-Operating Expenditures	\$-10,204,254		\$-287	\$172,227,619		\$4,840	\$11,239,274,781		\$2,186

**2019 - 2020 Actual Financial Data
Totals for MANSFIELD ISD (220908)
Total Enrolled Membership: 35,582**

	District					State			
	General Fund	%	Per Student	All Funds	%	Per Student	All Funds	%	Per Student
2019-2020 Uncommon Items	\$248,108		\$7	\$248,108		\$7	\$203,776,869		\$40
2019-2020 Total Fund Balance	\$103,200,817		\$2,900	\$238,030,693		\$6,690	\$42,166,833,966		\$8,200

TEXAS EDUCATION AGENCY

Texas Academic Performance

District Accreditation Status

2020-2021



Mansfield ISD

605 East Broad Street
Mansfield, Texas 76063
817-299-6300

DATE:	March 4, 2021
SUBJECT:	2020-2021 Assignment of Accreditation Statuses
CATEGORY:	Accreditation
NEXT STEPS:	Share with appropriate staff

The assignment of district and charter school accreditation statuses is authorized by Texas Education Code (TEC), Chapter 39, Public School System Accountability, and 19 Texas Administrative Code (TAC), Chapter 97, Planning and Accountability, Subchapter EE, Accreditation Status, Standards, and Sanctions. The rules define the accreditation statuses of Accredited, Accredited-Warned, Accredited-Probation, and Not Accredited-Revoked and describe how accreditation statuses are determined and assigned. These rules may be viewed at the Texas Administrative Code link available at <http://ritter.tea.state.tx.us/rules/tac/index.html>, and additional information regarding the assignment of accreditation statuses to districts and charter schools can be found on the Accreditation Status homepage of the Texas Education Agency (TEA or agency) website at <http://tea.texas.gov/accredstatus/>.

On [March 13, 2020](#), Governor Abbott issued a proclamation certifying that COVID-19 posed an imminent threat of disaster in the state and declaring a state of disaster for all counties in Texas. Subsequently, on [March 16, 2020](#), the Governor waived the State of Texas Assessment of Academic Readiness (STAAR) testing requirements for the 2019-2020 school year and ordered all schools temporarily closed on [March 19, 2020](#). As a result, TEA labeled all districts and campuses *Not Rated: Declared State of Disaster* for the 2019-2020 school year. Because student performance is a key indicator in the state accreditation system, the TEA will suspend the assignment of accreditation statuses until the 2021-2022 school year under the authority of amended 19 TAC §97.1055. The amended rule, which became effective on February 24, 2020, may be viewed at <http://ritter.tea.state.tx.us/rules/tac/chapter097/ch097ee.html#97.1055>. For purposes of determining multiple years of academically unacceptable or insufficient performance, the academic accountability ratings issued for the 2018-2019 school year and the 2020-2021 school year are consecutive. 19 TAC §97.1055(a)(9) (effective February 24, 2021). In addition, the accreditation statuses issued for the 2019-2020 school year and for the 2021-2022 school year are consecutive. 19 TAC §97.1055(a)(11) (effective February 24, 2021).

Districts, including charter schools, that would have been assigned a status of Accredited-Warned, Accredited-Probation, or Not Accredited-Revoked for the 2020-2021 school year due to the ratings assigned to the district in the state's financial accountability system will receive separate correspondence from the TEA detailing required next steps.

We appreciate the ongoing support of districts during the COVID-19 public health crisis. If you have questions, please contact the Division of Accreditation and Enforcement at (512) 463-5899 or via e-mail at accred@tea.texas.gov.

Sincerely,



Jeff Cottrill
Deputy Commissioner of Governance & Accountability

TEXAS EDUCATION AGENCY

Texas Academic Performance

Campus Performance Objectives

2020-2021



Mansfield ISD

605 East Broad Street
Mansfield, Texas 76063
817-299-6300



Campus	Vision 2030 Goal	Supporting Goal
Elementary		
Charlotte Anderson	Charlotte Anderson Preparatory Academy will implement small group literacy instruction with intentionality.	
J. L. Boren	Boren will use formative assessment data to help plan and deliver differentiated Tier 1 ELAR instruction	
JAEL (SKJ Academy for Early Learners)	We will provide targeted phonological awareness lessons daily during experienced-based learning.	
Janet Brockett	Janet Brockett teachers will target foundational skills daily through guided reading and explicit phonics instructional times with fidelity.	<p>We will meet federal targets for academic achievement in reading for White and Asian students.</p> <p>We will meet federal targets for Academic growth in math for White students.</p> <p>We will meet federal targets for overall student achievement for White students.</p> <p>Janet Brockett teachers will provide rich tier 1 instruction with numeracy routines for Math.</p>
Willie Brown	We will utilize formative assessment data to deliver differentiated Tier 1 instruction to improve the growth of all students.	
Louise Cabaniss	Cabaniss Academy teachers will target and deliver specific literacy skills through daily guided reading groups.	Students will read on level or higher by the beginning of third grade and will remain on level or higher as a MISD student.

Anna May Daulton	Students will read on level or higher by the beginning of third grade and will remain on level or higher as a MISD student.	
Kenneth Davis	Kenneth Davis teachers will deliver targeted, small group instruction with fidelity.	
Imogene Gideon	Gideon teachers will plan and deliver lessons that align to the content, context, and cognitive levels of the TEKS.	
Glenn Harmon	Glenn Harmon teachers will provide daily, small group, data-driven instruction.	
Carol Holt	Carol Holt teachers will provide explicit instruction in inferencing during small group reading for 3 rd and 4 th grade.	Carol Holt Teachers will provide intentional Tier 1 small group math instruction with fidelity.
Thelma Jones	Thelma Jones teachers will implement small group math instruction with fidelity to improve overall student performance.	Thelma Jones teachers will teach numeracy routines with fidelity
Judy Miller	We will explicitly teach making inferences with text evidence daily during tier 1 literacy instruction.	
D.P. Morris	Teachers will use high effect size strategies, including movement and clarity, daily during Tier 1 instruction.	
Erma Nash	Erma Nash teachers will plan and deliver T1 instruction that aligns to the content, context and cognitive level of the TEKS.	
Brenda Norwood	Brenda Norwood teachers will plan and deliver lessons aligned to content, context, and cognitive levels of the TEKS.	
Nancy Neal	Neal teachers will implement guided reading with fidelity.	
Annette Perry	Perry will use common formative assessment data to differentiate Tier 1 instruction in Math and Reading.	
Alice Ponder	We will use small group Guided Reading with fidelity to provide targeted foundational skills instruction.	Teachers will use daily numeracy routines to support Tier 1 Math instruction.

Martha Reid	Reid will use formative assessment data to differentiate T1 in both reading and math instruction.	Reid will continue to develop the Leader in Me program with fidelity.
Tarver Rendon	We will deliver explicit phonological awareness/phonics instruction daily, with the use of scaffolding, in all classrooms.	We will provide monthly communication to parents that details instruction and school events.
M.J. Sheppard	Mary Jo Sheppard teachers will deliver differentiated instruction with fidelity during SGGR.	
Elizabeth Smith	Elizabeth Smith teachers will plan and deliver quality instruction aligned to content, context, and cognitive levels of the TEKS.	<ul style="list-style-type: none"> ● Implement PLC meetings for every grade level ● Calibrate lessons and delivery ● Conduct Fidelity Walks
Cora Spencer	Cora Spencer teachers will intentionally embed higher level questions during Tier 1 instruction.	
Roberta Tipps	We will deliver explicit math problem solving instruction daily, with the use of Reverse Gradual Release Model in all classrooms.	



Campus		
Della Icenhower	<p>Della Icenhower Intermediate will provide a positive learning environment and meaningful life experiences through:</p> <ul style="list-style-type: none"> *Building positive relationships *A Focus on continuous improvement *A culture of high expectations for all 	Della Icenhower Intermediate ELAR teachers will implement target reading comprehension strategies with fidelity.
Mary Lillard	Mary Lillard Intermediate will provide targeted small group instruction with fidelity during Tier 1 Math instruction.	
Asa Low, Jr.	Asa Low teachers will provide small group differentiated instruction in 6 th grade English Language Arts classrooms.	Asa Low Intermediate School will implement numeracy routines in mathematics with fidelity to raise the level of student thinking.
Alma Martinez	Martinez learning designers will plan and deliver lessons and student activities that align to MISD expectations in content, context and cognitive levels	<p>STEM Academy: All 5th and 6th grade STEM Academy learners will complete one full PBL each semester. Fine Arts Academy: All Fine Arts Academy directors will plan and deliver arts integrated lessons in a co-teach setting during all 4 academic classes weekly.</p>
Mary Orr	Mary Orr teachers will implement targeted teaching practices with fidelity.	
Donna Shepard	DSLAs will differentiate Tier 1 instruction in Reading through comprehension strategies to raise the level of student thinking.	
Cross Timbers	Cross Timbers teachers will plan and deliver Tier I instruction that addresses multiple learning modalities to increase student engagement.	Cross Timbers teachers will use formative assessment data to differentiate Tier I instruction and provide regular feedback to students



Campus	Vision 2030 Goal	Supporting Goal
Middle School		
James Coble	James Coble Middle School math teachers will design and deliver lessons that are aligned with the content, context, and cognitive level of the course TEKS.	
TA Howard	T.A. Howard teachers will use formative assessment data to differentiate Tier I instruction.	
Linda Jobe	Jobe Middle School 8th Grade Math teachers will use common formative assessment data to differentiate tier 1 instruction.	
Danny Jones	Danny Jones Middle School 8 th grade math teachers will consistently implement numeracy routines to improve student growth.	
Charlene McKinzey	McKinzey 8 th grade math teachers will use common planning time to align instruction to the grade level TEKS.	
Jerry Knight STEM Academy	Jerry Knight STEM Academy designers will deliver calibrated STEM instructional practices aligned with context, content and cognitive levels of the TEKS.	Designers at JKSA will complete the National STEM Institute teacher certification program, additionally, JNSA as a campus will become a nationally STEM certified campus.
Brooks Wester	Wester 8th Grade Math teachers will use common formative assessment data to differentiate tier 1 instruction.	

Rogene Worley	Rogene Worley Middle School 7 th and 8 th grade math teachers will use common formative assessment data to differentiate tier 1 instruction.	
---------------	--	--



Campus	Vision 2030 Goal	Supporting Goal
High School		
BBIA	Ben Barber Innovation Academy teachers will participate in Professional Learning Communities to align the delivery of instruction and assessments to the content, context and cognitive level of the TEKS and the certification exams.	
Frontier Stem Academy	Frontier STEM Academy Geometry designer will align the delivery of instruction and assessments to the content, context and cognitive level of the 2020-21 Math TEKS and PBLs.	Frontier STEM Academy Biology designer will align the delivery of instruction and assessments to the content, context and cognitive levels of the 2021/22 Science TEKS and PBLs.
Lake Ridge HS	Lake Ridge High School teachers will increase the frequency of formative assessments to provide opportunities for early intervention in Algebra I.	
Legacy HS	Legacy High School Algebra I Teachers will align the delivery of instruction and assessments to the content, context and cognitive level of the 21-22 TEKS.	
Mansfield HS	Mansfield High School Algebra 1 teachers will utilize formative assessments to implement a system of interventions to identify and address learning gaps in students.	
Phoenix Academy	The Phoenix Academy students will have an individualized Phoenix plan: teachers will meet with students a t set intervals during advisory to determine success and progress of individualized plans.	

TEXAS EDUCATION AGENCY

Texas Academic Performance

Violent or Criminal Incidents Report

2020-2021



Mansfield ISD
605 East Broad Street
Mansfield, Texas 76063
817-299-6300

TEXAS EDUCATION AGENCY

Texas Academic Performance

**Student Performance in
Postsecondary Institutions**

2020-2021



Mansfield ISD
605 East Broad Street
Mansfield, Texas 76063
817-299-6300

Report of 2018-2019 High School Graduates' Enrollment and Academic Performance in Texas Public Higher Education in FY 2020

Texas statute requires every school district to include, with their performance report, information received under Texas Education Code §51.403(e). This information, provided to districts from the Texas Higher Education Coordinating Board (THECB), reports on student performance in postsecondary institutions during the first year enrolled after graduation from high school.

Student performance is measured by the Grade Point Average (GPA) earned by 2018-2019 high school graduates who attended public four-year and two-year higher education in FY 2020. The data is presented alphabetically for each county, school district and high school. The bookmarks can be used to select the first letter of a county. Then the user can scroll down to the desired county, school district and high school.

For each student, the grade points and college-level semester credit hours earned by a student in fall 2019, spring 2020, and summer 2020 are added together and averaged to determine the GPA. These GPAs are accumulated in a range of five categories from < 2.0 to > 3.5. If a GPA could not be calculated for some reason, that student is placed in the "Unknown" column. GPA data is only available for students attending public higher education institutions in Texas. If a high school has fewer than five students attending four-year or two-year public higher education institutions, the number of students is shown but no GPA breakout is given. If a student attended both a four-year and a two-year institution in FY 2019, the student's GPA is shown in the type of institution where the most semester credit hours were earned.

The number of students located at Texas independent institutions is presented. Also shown are "not trackable" graduates, those with non-standard ID numbers that cannot be used to match student identifiers at Texas higher education institutions. "Not found" graduates have standard ID numbers but were not located in FY 2020 at Texas higher education institutions. They might have enrolled in higher education outside of Texas.

No data is given for high schools with 25 or fewer graduates.

Because the statute calls for data on the first year enrolled after graduation, the level of the institution attended by students in this report may not match that given in THECB's high school to college report at <http://www.txhighereddata.org/Interactive/HSCollLink>. That report shows where students attended in the fall semester after their high school graduation year. This report attributes students to the level of institution where they earned the most semester credit hours during the whole academic year, not just the fall semester.

Please note: In May 2012 the 2006-2007, 2007-2008, and 2008-2009 versions of the *Report of High School Graduates' Enrollment and Academic Performance in Texas Public Higher Education* were updated to reflect a minor correction in how the GPA data are distributed across ranges.

**Texas High School Graduates from FY2019
Enrolled in Texas Public or Independent Higher Education in FY 2020**

County	District	Total Graduates	GPA for 1st Year in Public Higher Education in Texas					Unk
			<2.0	2.0-2.49	2.5-2.99	3.0-3.49	>3.5	
MANSFIELD ISD								
220908008	MANSFIELD FRONTIER H S							
	Four-Year Public University	19	5	1	1	4	7	1
	Two-Year Public Colleges	20	6	1	5	4	4	0
	Independent Colleges & Universities	1						
	Not Trackable	4						
	Not Found	14						
	Total High School Graduates	58						
220908003	MANSFIELD H S							
	Four-Year Public University	178	14	13	20	49	82	0
	Two-Year Public Colleges	137	22	13	26	32	39	5
	Independent Colleges & Universities	28						
	Not Trackable	28						
	Not Found	193						
	Total High School Graduates	564						
220908007	MANSFIELD LAKE RIDGE H S							
	Four-Year Public University	154	8	13	32	36	65	0
	Two-Year Public Colleges	125	33	10	21	34	25	2
	Independent Colleges & Universities	25						
	Not Trackable	32						
	Not Found	189						
	Total High School Graduates	525						

Source: Texas Higher Education Coordinating Board and Texas Education Agency
 "Not found" graduates have standard ID numbers that were not found in the specified year at Texas higher education institutions.
 "Not trackable" graduates have non-standard ID numbers that will not find a match at Texas higher education institutions.
 Includes high schools with more than 25 graduates. If enrollment in public higher education less than 5, the GPA data is omitted.

**Texas High School Graduates from FY2019
Enrolled in Texas Public or Independent Higher Education in FY 2020**

County	District	Total Graduates	GPA for 1st Year in Public Higher Education in Texas						Unk
			<2.0	2.0-2.49	2.5-2.99	3.0-3.49	>3.5		
	220908005 MANSFIELD LEGACY H S								
	Four-Year Public University	128	14	20	16	34	43	1	
	Two-Year Public Colleges	128	34	20	27	28	15	4	
	Independent Colleges & Universities	20							
	Not Trackable	17							
	Not Found	157							
	Total High School Graduates	450							
	220908002 MANSFIELD SUMMIT H S								
	Four-Year Public University	151	19	13	23	44	52	0	
	Two-Year Public Colleges	129	38	21	18	24	25	3	
	Independent Colleges & Universities	14							
	Not Trackable	17							
	Not Found	151							
	Total High School Graduates	462							
	220908004 MANSFIELD TIMBERVIEW H S								
	Four-Year Public University	110	11	25	16	20	38	0	
	Two-Year Public Colleges	130	33	25	19	19	28	6	
	Independent Colleges & Universities	13							
	Not Trackable	20							
	Not Found	132							
	Total High School Graduates	405							
	220908006 THE PHOENIX ACADEMY								
	Four-Year Public University	2							
	Two-Year Public Colleges	33	19	6	4	2	0	2	
	Independent Colleges & Universities	0							
	Not Trackable	19							
	Not Found	159							
	Total High School Graduates	213							

Source: Texas Higher Education Coordinating Board and Texas Education Agency
 "Not found" graduates have standard ID numbers that were not found in the specified year at Texas higher education institutions.
 "Not trackable" graduates have non-standard ID numbers that will not find a match at Texas higher education institutions.
 Includes high schools with more than 25 graduates. If enrollment in public higher education less than 5, the GPA data is omitted.

TEXAS EDUCATION AGENCY

Glossary of the Texas Academic Performance Report 2020-2021



Mansfield ISD
605 East Broad Street
Mansfield, Texas 76063
817-299-6300

Cover Page

2021 Accountability Rating: Given the impact of COVID-19, all districts, open-enrollment charter schools, and campuses received a label of *Not Rated: Declared State of Disaster* unless the district applied for and received an *Acceptable* campus rating under the optional alternative evaluation for established by [Senate Bill 1365](#). Acceptable campus ratings will be released with the final TAPR in January 2022.

Distinction Designations: Distinction designations were not awarded for 2021.

2021 Special Education Determination Status (*district TAPR only*): This label represents an integrated determination level status based on an evaluation of each local educational agency's (LEA) Results Driven Accountability (RDA) indicators in the special education program area and four Federally Required Elements (FREs), which include the State Performance Plan (SPP) compliance indicators 9, 10, 11, 12, and 13; data integrity; uncorrected noncompliance; and financial audit findings. Each LEA receives one of four special education determination levels (DLs):

Meets Requirements

Needs Assistance

Needs Intervention

Needs Substantial Intervention

For additional information, please see the links below.

General Information about RDA and SPP/APR:

Results Driven Accountability (RDA): <https://tea.texas.gov/academics/special-student-populations/review-and-support/results-driven-accountability-rda>

State Performance Plan and Annual Performance Report: <https://tea.texas.gov/reports-and-data/data-submission/state-performance-plan#stateperformance>

Methodology for RDA and SPP/APR:

2021 RDA Manual: https://tea.texas.gov/sites/default/files/19_0097_1005-1.pdf

FFY 2019 SPP/APR Methodology: <https://sites.ed.gov/idea/spp-apr-letters?selected-category=&selected-year=&state=Texas>

Data Reports for RDA and SPP/APR:

SPP/APR Data Report: <https://rptsvr1.tea.texas.gov/idea/index.html>

RDA Data Reports: <https://tea.texas.gov/student-assessment/monitoring-and-interventions/rda/results-driven-accountability-data-and-reports>

2021 Armed Services Vocational Aptitude Battery (ASVAB) Test (Career Exploration) (*districts serving grades 10–12*): Senate Bill 1843 requires that each school year, each school district and open-enrollment charter school provide students in grades 10–12 the opportunity to take the ASVAB and consult with a military recruiter.

Performance

STAAR: A comprehensive testing program for public school students in grades 3–8 or high school courses with end-of-course (EOC) assessments. The STAAR program is designed to measure to what extent a student has learned, understood, and is able to apply the concepts and skills expected at each grade level or after completing each course for which an EOC assessment exists. Each STAAR assessment is linked directly to the Texas Essential Knowledge and Skills (TEKS). The TEKS are the state-mandated content standards that describe what a student should know and be able to do upon completion of a course. For more information on the TEKS, see the *Texas Essential Knowledge and Skills* website at <http://tea.texas.gov/curriculum/teks/>.

Other Important Information:

STAAR (with and without accommodations) and STAAR Alternate 2. The TAPR and the Texas Performance Reporting System (TPRS) include performance on STAAR and STAAR Alternate 2.

Spanish STAAR. All STAAR assessments in grades 3, 4, and 5 are available in both English and Spanish. The TAPR and the TPRS include performance on the Spanish STAAR.

Rounding of STAAR results. STAAR performance shown on the TAPR and TPRS is rounded to whole numbers. For example, 49.877% is rounded to 50%; 49.4999% is rounded to 49%; and 59.5% is rounded to 60%.

Masking. STAAR performance rates are masked when necessary to comply with FERPA. For more information, see the Explanation of Masking at <https://rptsvr1.tea.texas.gov/perfreport/account/2021/masking.html>.

STAAR Performance (2020–21)

The STAAR Performance section displays performance results by grade, subject and performance level for students in the accountability subset, which are students enrolled in the same district/campus on both the snapshot date (PEIMS October snapshot) and the testing date. The STAAR Performance–All Students section of the TPRS displays STAAR performance by grade, subject, and performance level and includes all students tested, regardless of whether they were in the accountability subset.

STAAR:

Grade 3 – reading and mathematics

Grade 4 – reading, mathematics, and writing

Grade 5 – reading (for 2019, first and second administration cumulative), mathematics (for 2019, first and second administration cumulative), and science

Grade 6 – reading and mathematics

Grade 7 – reading, mathematics, and writing

Grade 8 – reading (for 2019, first and second administration cumulative), mathematics (for 2019, first and second administration cumulative), science, and social studies

End-of-Course (EOC):

English I

English II

Algebra I

Biology

U.S. History

Accelerated Testers:

SAT/ACT

Percentage at Approaches Grade Level or Above. The percentage of assessments that met or exceeded the Approaches Grade Level standard.

Percentage at Meets Grade Level or Above. The percentage of assessments that met or exceeded the Meets Grade Level standard.

Percentage at Masters Grade Level. The percentage of assessments that met the Masters Grade Level standard.

Progress (Academic Growth and STAAR Progress Measure) (2018–19)

Due to the lack of 2020 STAAR results, Academic Growth was not calculated for 2021; 2018 and 2019 data are shown.

School Progress Domain—Academic Growth Score. Growth score awarded in School Progress, Part A: Academic Growth for improving performance year over year as measured by STAAR progress measures and performance levels on STAAR.

Bilingual Education/ESL (2020–21)

Bilingual Education (BE): Dual-language program that enables emergent bilingual (EB) students/English learners (ELs) to become proficient in listening, speaking, reading, and writing in the English language through the development of literacy and academic skills in the primary language and English. This category includes the following:

- *BE Trans Early Exit.* Bilingual program model in which students identified as EB students/ELs are served in both English and another language and are prepared to meet reclassification criteria to be successful in English-only instruction not earlier than two or later than five years after the student enrolls in school.
- *BE Trans Late Exit.* Bilingual program model in which students identified as EB students/ELs are served in both English and another language and are prepared to meet reclassification criteria to be successful in English-only instruction not earlier than six or later than seven years after the student enrolls in school.

- *BE Dual Two-Way*. Bilingual/biliteracy program model in which students identified as EB students/ELs are integrated with non-EB/non-EL students and are served in both English and another language and are prepared to meet reclassification criteria to be successful in English-only instruction not earlier than six or later than seven years after the student enrolls in school. This model provides ongoing instruction in literacy and academic content in English and another language with at least half of the instruction delivered in the non-English program language for the duration of the program.
- *BE Dual One-Way*. Bilingual/biliteracy program model in which students identified as EB students/ELs are served in both English and another language and are prepared to meet reclassification criteria to be successful in English-only instruction not earlier than six or later than seven years after the student enrolls in school. This model provides ongoing instruction in literacy and academic content in the students' primary language as well as English, with at least half of the instruction delivered in the students' primary language for the duration of the program.

English as a Second Language (ESL): An English acquisition program that enables EB students/ELs to become proficient in listening, speaking, reading, and writing in the English language through the integrated use of second language acquisition methods. This category includes the following:

- *ESL Content-Based*. An English acquisition program that serves students identified as EB students/ELs through English instruction by a teacher appropriately certified in ESL under TEC, §29.061(c), through English language arts and reading, mathematics, science, and social studies.
- *ESL Pull-Out*. An English program that serves students identified as EB students/ELs through English instruction provided by an appropriately certified ESL teacher under the TEC, §29.061(c), through English language arts and reading. Instruction shall be provided by the ESL teacher in a pull-out or inclusionary delivery model.

Alternative Language Program (ALP): An alternative language program provided to EB students/ELs for whom the LEA does not have the appropriately certified teachers for the required bilingual education or ESL program for the current school year. This category includes the following:

- *ALP Bilingual (Exception)*. An alternative language program to the required bilingual education (BE) program approved by the TEA for the current school year due to the LEA's submission of a bilingual education exception application.
- *ALP ESL (Waiver)*. An alternative language program to the required English as a second language (ESL) program approved by the TEA for the current school year due to the LEA's submission of an ESL waiver application.

Emergent Bilingual (EB) Students/English Learners (EL): The count and percentage of students whose primary language is other than English and who are in the process of acquiring English. As a result of the 87th Texas Legislature, the term "emergent bilingual student" replaced the term of "limited English proficient (LEP) student" used in the Texas Education Code (TEC), Chapter 29, Subchapter B, and thus, will be changing the term of "English learner (EL)" used in 19 TAC Chapter 89, Subchapter BB. These terms describe the same group of Texas students. In the revised Texas Education Data Standards (TEDS),

the terms of “emergent bilingual” and “English learner” have been bridged as EB/EL. The term “English learner” is still used in federal regulations and guidance. This category includes:

- *EB/EL with Parental Denial.* Students identified as EB students/ELs whose parents have denied all bilingual and ESL program services.
- *Never EB/EL.* Students who have never been identified as EB students/ELs (non-EB students/non-ELs).
- *Total EB/EL (Current).* Students currently identified as EB students/ELs, including those served in a standard or alternative bilingual or ESL program as well as those with a parental denial of services.
- *Monitored & Former EB/EL.* Students who were once identified as EB students/ELs but have reclassified as English proficient, including students within their four years of state and federal monitoring and those beyond monitoring years.

STAAR Participation (2020–21)

The percentage of students who were administered a STAAR assessment, STAAR Alternate 2, Texas English Language Proficiency Assessment System (TELPAS), TELPAS Alternate, and/or an SAT/ACT. The details on the participation categories are as follows:

Assessment Participant: 1) number of answer documents with a score code of S, 2) number of STAAR Alternate 2 testers with a score code of N, 3) number of A or O reading answer documents with a scored TELPAS or TELPAS Alternate assessment, 4) number of A or O mathematics answer documents with a scored TELPAS or TELPAS alternate assessment for year 1-5 asylee/refugees and students with interrupted formal education (SIFEs), and 5) number of accelerated testers’ EBRW SAT, ELA ACT assessments, ACT science, and mathematics SAT and ACT assessments.

- *Included in Accountability:* scored answer documents
- *Not included in Accountability:* answer documents counted as participants but not included in performance calculations
 - ◆ *Mobile:* answer documents were excluded because the students enrolled in the district or campus after the TSDS PEIMS fall snapshot.
 - ◆ *Other Exclusions.* The following answer documents were excluded from performance calculations:
 - ❖ Answer documents for students who were tested only on the TELPAS/TELPAS Alternate or TELPAS/TELPAS Alternate plus STAAR assessments with score codes of A or O.
 - ❖ Answer documents of students who are either EB students/ELs who have been in school in the U.S. for one year.
 - ❖ Answer documents of STAAR Alternate 2 testers with a score code of N.

Not Tested: answer documents with score codes A or O or accelerated testers without an SAT/ACT assessment

- *Absent*: answer documents with score code A
- *Other*: answer documents with score code O
- The denominator for participation is the sum of these five categories: Included in Accountability, Mobile, Other Exclusions, and Not Tested (Absent and Other). *STAAR Participation Rate* is rounded to a whole number. For example, 94.49% is rounded to 94%. Small values may show as zero: 0.4% is rounded to 0%, and 0.6% is rounded to 1%.
(Data source: STAAR and TELPAS File)

Accelerated Testers: SAT/ACT results for students who completed STAAR end-of-course (EOC) assessments while in middle school.

Attendance and Graduation

Attendance, Graduation, and Dropout Rates (2020–21)

Attendance Rate: The percentage of days that students were present. The rate for 2019–20 is based on student attendance through the fourth six weeks due to the Covid-19 pandemic. Only students in grades 1–12 are included in the calculation. Attendance is calculated as follows:

total number of days that students in grades 1–12 were present during the 2019–20 school year

total number of days that students in grades 1–12 were in membership during the 2019–20 school year

(Data source: PEIMS 42400)

Chronic Absenteeism: The unduplicated number of K–12 students enrolled for at least 10 days and absent for 10 percent or more days. Chronic Absenteeism is calculated as follows:

total number of K–12 students enrolled for at least 10 days and absent for 10 percent or more days during the 2019–20 school year

total number of K–12 students enrolled for at least 10 days during the 2019–20 school year

(Data source: PEIMS 42400)

Annual Dropout Rate: The percentage of students who drop out of school during a school year. Annual dropout rates are shown for districts and campuses that serve grades 7–8 and/or 9–12. State law prohibits including a student who meets any of the following criteria from campus and district annual dropout rate calculations:

- Is ordered by a court to attend a high school equivalency certificate program but has not earned a high school equivalency certificate
- Was previously reported to the state as a dropout
- Was in attendance but not in membership for purposes of average daily attendance (i.e., students for whom school districts are not receiving state Foundation School Program [FSP] funds)

- Was initially enrolled in a school in the United States in any grade 7 through 12 as an unschooled refugee or asylee as defined by [TEC §39.027\(a-1\)](#)
- Attends a district exclusively as a function of having been detained at a county detention facility and is not otherwise a student of the district in which the facility is located or is being provided services by an open-enrollment charter school exclusively as the result of having been detained at the facility
- Is incarcerated in a state jail or federal penitentiary as an adult or as a person certified to stand trial as an adult
- Is a student in a Texas Juvenile Justice Department facility or residential treatment facility served by a Texas public school district
- Is at least 18 years of age as of September 1 and has satisfied the credit requirements for high school graduation; has not completed his or her individualized education program (IEP); and is enrolled and receiving IEP services

Annual Dropout Rate (Gr 7–8). This includes only grades 7 and 8. It is calculated as follows:

$$\frac{\text{number of dropouts in grades 7 and 8 during the 2019–20 school year}}{\text{number of students in grades 7 and 8 in attendance at any time during the 2019–20 school year}}$$

Annual Dropout Rate (Gr 9–12). This includes grades 9 through 12. It is calculated as follows:

$$\frac{\text{number of dropouts in grades 9–12 during the 2019–20 school year}}{\text{number of students in grades 9–12 in attendance at any time during the 2019–20 school year}}$$

Both annual dropout rates appear on campus, district, region, and state TAPRs. The state and region annual dropout rates that are reported on district and campus TAPRs, however, are calculated without the exclusions required for campus and district calculations.

Note that with all annual dropout rate calculations, a cumulative count of students is used in the denominator. This method for calculating the dropout rate neutralizes the effect of mobility by including in the denominator every student ever reported in attendance at the district or campus throughout the school year, regardless of length of enrollment. For a more complete description of dropout rates and exclusions, see the *Secondary School Completion and Dropouts in Texas Public Schools, 2019–20* reports, available on the TEA website at http://tea.texas.gov/acctres/dropcomp_index.html.

For detailed information on data sources, see Appendix H in the [2021 Accountability Manual](#) (Data source: PEIMS 40203, 40110, 42400, and 42500)

Longitudinal Rates: The status of a group (cohort) of students after four years in high school (*4-Year Longitudinal Rate*), after five years in high school (*5-Year Extended Longitudinal Rate*), or after six years in high school (*6-Year Extended Longitudinal Rate*).

For the *4-Year Longitudinal Rate*, the cohort consists of students who first attended ninth grade in 2016–17. They are followed through their expected graduation with the Class of 2020.

For the *5-Year Extended Longitudinal Rate*, the cohort consists of students who first attended ninth grade in 2015–16. They are followed for five years and included if they graduated within a year after their expected graduation with the Class of 2019.

For the *6-Year Extended Longitudinal Rate*, the cohort consists of students who first attended ninth grade in 2014–15. They are followed for six years and included if they graduated within two years after their expected graduation with the Class of 2018.

Additional Information on Cohorts:

A student transfers into a campus, district, or state cohort when he or she moves into the cohort from another high school in Texas, from another district in Texas, or from out of state.

A student transfers out of a campus or district cohort when he or she moves to another public high school in Texas or moves to another district in Texas. Note that these students are transferred into the cohort of the high school or district to which they moved. There are also students who move out of state or out of the country and students who transfer to private schools or who are home-schooled. These types of transfer students cannot be tracked and are not included in longitudinal rate calculations.

A student does not change cohorts if he or she repeats or skips a grade. A student who begins with the 2016–17 ninth-grade cohort remains with that cohort. A student who started the ninth grade in 2016–17 but takes 5 years to graduate (i.e., graduates in May 2021) is still part of the 2020 cohort; he or she is not switched to the 2021 cohort. This student would be considered a continuing student and counted as part of the Continued HS number for the Class of 2020. This is also true for the five-year and six-year extended longitudinal cohorts.

There are four student outcomes used in computing each longitudinal rate:

4-Year Longitudinal Rate

- (1) *Graduated*: The percentage who received their high school diploma in four years or fewer by August 31, 2020 for the 2020 cohort.

**number of students from the cohort who received a high school diploma by
August 31, 2020**

number of students in the 2020 cohort*

- (2) *Received TxCHSE*: For the 2020 cohort, the percentage who received a Texas high school equivalency certificate by August 31, 2020. It is calculated as follows:

number of students from the cohort who received a TxCHSE by August 31, 2020

number of students in the 2020 cohort*

- (3) *Continued High School*: The percentage of the 2020 cohort still enrolled as students in the fall of the 2020–21 school year. It is calculated as follows:

number of students from the cohort who were enrolled in the fall of the 2020–21 school year

number of students in the 2020 cohort*

- (4) *Dropped Out*: The percentage of the 2020 cohort who dropped out and did not return by the fall of the 2020–21 school year. It is calculated as follows:

number of students from the cohort who dropped out before fall of the 2020–21 school year

number of students in the 2020 cohort*

- (5) *Graduates & TxCHSE*: The percentage of graduates and TxCHSE recipients in the 2020 cohort. It is calculated as follows:

number of students from the 2020 cohort who received a high school diploma by August 31, 2020 plus number of students from the cohort who received a TxCHSE by August 31, 2020

number of students in the 2020 cohort*

- (6) *Graduates, TxCHSE & Continuers*: The percentage of graduates, TxCHSE recipients, and continuers in the 2020 cohort. It is calculated as follows:

**number of students from the cohort who received a high school diploma by August 31, 2020
plus
number of students from the cohort who received a TxCHSE by August 31, 2020
plus
number of students from the cohort who were enrolled in the fall of the 2020–21 school year**

number of students in the 2020 cohort*

5-Year Extended Longitudinal Rate

- (1) *Graduated*: The percentage who received their high school diploma by August 31, 2020, for the 2019 cohort. It is calculated as follows:

number of students from the cohort who received a high school diploma by August 31, 2020

number of students in the 2019 cohort*

- (2) *Received TxCHSE*: For the 2019 cohort, the percentage who received a TxCHSE certificate by August 31, 2020. It is calculated as follows:

number of students from the cohort who received a TxCHSE by August 31, 2020

number of students in the 2019 cohort*

- (3) *Continued High School*: The percentage of the 2019 cohort still enrolled as students in the fall of the 2020–21 school year. It is calculated as follows:

number of students from the cohort who were enrolled in the fall of the 2020–21 school year

number of students in the 2019 cohort*

- (4) *Dropped Out*: The percentage of the 2019 cohort who dropped out and did not return by the fall of the 2020–21 school year. It is calculated as follows:

number of students from the cohort who dropped out before fall of the 2020–21 school year

number of students in the 2019 cohort*

- (5) *Graduates & TxCHSE*: The percentage of graduates and TxCHSE recipients in the 2019 cohort. It is calculated as follows:

number of students from the cohort who received a high school diploma by August 31, 2020

plus

number of students from the cohort who received a TxCHSE by August 31, 2020

number of students in the 2019 cohort*

- (6) *Graduates, TxCHSE & Continuers*: The percentage of graduates, TxCHSE recipients, and continuers in the 2019 cohort. It is calculated as follows:

number of students from the cohort who received a high school diploma by August 31, 2020

plus

number of students from the cohort who received a TxCHSE by August 31, 2020

plus

number of students from the cohort who were enrolled in the fall of the 2020–21 school year

number of students in the 2019 cohort*

6-year Extended Longitudinal Rate

- (1) *Graduated*: The percentage who received their high school diploma by August 31, 2020, for the 2018 cohort. It is calculated as follows:

number of students from the cohort who received a high school diploma by August 31, 2020

number of students in the 2018 cohort*

- (2) *Received TxCHSE*: For the 2018 cohort, the percentage who received a TxCHSE certificate by August 31, 2020. It is calculated as follows:

number of students from the cohort who received a TxCHSE by August 31, 2020

number of students in the 2018 cohort*

- (3) *Continued High School*: The percentage of the 2018 cohort still enrolled as students in the fall of the 2020–21 school year. It is calculated as follows:

number of students from the cohort who were enrolled in the fall of the 2020–21 school year

number of students in the 2018 cohort*

- (4) *Dropped Out*: The percentage of the 2018 cohort who dropped out and did not return by the fall of the 2020–21 school year. It is calculated as follows:

number of students from the cohort who dropped out before fall of the 2020–21 school year

number of students in the 2018 cohort*

- (5) *Graduates & TxCHSE*. The percentage of graduates and TxCHSE recipients in the 2018 cohort. It is calculated as follows:

number of students from the cohort who received a high school diploma by August 31, 2020

plus

number of students from the cohort who received a TxCHSE by August 31, 2020

number of students in the 2018 cohort*

- (6) *Graduates, TxCHSE & Continuers.* The percentage of graduates, TxCHSE recipients, and continuers in the 2018 cohort. It is calculated as follows:

$$\frac{\begin{aligned} &\text{number of students from the cohort who received a high school diploma by August 31, 2020} \\ &\text{plus} \\ &\text{number of students from the cohort who received a TxCHSE by August 31, 2020} \\ &\text{plus} \\ &\text{number of students from the cohort who were enrolled in the fall of the 2020–21 school year} \end{aligned}}{\text{number of students in the 2018 cohort}^*}$$

- * The cohort in the denominator of the formulas shown above includes those students who graduated, continued in school, received a TxCHSE, or dropped out. It does not include data errors or leavers with the leaver reason codes 03, 16, 24, 60, 66, 78, 81, 82, 83, 85, 86, 87, 88, 89 or 90. See *Annual Dropout Rate* for a list of all the exclusions mandated by state statute for districts and campuses.

The graduation, continuation, TxCHSE recipient, and dropout rates sum to 100% (some totals may not equal exactly 100% due to rounding). Students served through special education who graduate with an individualized education program (IEP) are included as graduates.

Additional Information about Federal Graduation Rates

In addition to the detailed breakdown of the four-, five- and six-year longitudinal rates, the district and campus reports show federal graduation rates for the following:

- (1) *4-Year Federal Graduation Rate.* Cohort of students who first attended ninth grade in 2016–17. They are followed through their expected graduation with the Class of 2020. It is calculated as follows:

$$\frac{\text{number of students from the cohort who received a high school diploma by August 31, 2020}}{\text{number of students in the 2020 cohort}^{**}}$$

A student in a Texas Juvenile Justice Department facility or residential treatment facility served by a Texas public school district is excluded from district and campus graduation rates calculated for federal accountability purposes. Students served by special education who graduate with an individualized education program (IEP) are included as graduates.

For further information on these rates, see the report *Secondary School Completion and Dropouts in Texas Public Schools 2019–20*. (Data source: PEIMS 40203 and Texas Certificate of High School Equivalency Information File)

Graduation Program: The percentage of students who graduated under one of the following programs:

RHSP/DAP Graduates (Longitudinal Rate) (Class of 2020) The percentage of graduates who, after four years, satisfied the course requirements for the Recommended High School Program or Distinguished Achievement Program.

number of graduates in the Class of 2020 who complete a 4-year RHSP or DAP

**number of graduates in the Class of 2020 with reported graduation plans
(excludes graduates with FHSP degree plans)**

FHSP-E Graduates (Longitudinal Rate) The percentage of graduates who, after four years, satisfied the course requirements for the Foundation High School Program with an endorsement.

number of graduates in the Class of 2020 who complete a 4-year FHSP-E

number of graduates in the Class of 2020 with reported FHSP graduation plans

FHSP-DLA Graduates (Longitudinal Rate) The percentage of graduates who, after four years, satisfied the course requirements for the Foundation High School Program at the distinguished level of achievement.

number of graduates in the Class of 2020 who complete a 4-year FHSP-DLA

number of graduates in the Class of 2020 with reported FHSP graduation plans

RHSP/DAP/FHSP-E/FHSP-DLA Graduates (Longitudinal Rate) The percentage of graduates who, after four years, satisfied the course requirements for the Recommended High School Program, Distinguished Achievement Program, or the Foundation High School Program with an endorsement or at the distinguished level of achievement.

**number of graduates in the Class of 2020 who complete a 4-year RHSP or DAP or
FHSP-E or FHSP-DLA**

number of graduates in the Class of 2020 with reported graduation plans

RHSP/DAP Graduates (Annual Rate) (2019-20) The percentage of graduates who satisfied the course requirements for the Recommended High School Program or Distinguished Achievement Program.

number of graduates in SY 2019-20 reported with graduation codes for RHSP or DAP

**number of graduates in SY 2019-20 with reported graduation plans (excludes graduates with
FHSP degree plans)**

FHSP-E Graduates (Annual Rate) (2019-20) The percentage of graduates who satisfied the course requirements for the Foundation High School Program with an endorsement.

number of graduates in SY 2019-20 who earn an FHSP-E

number of graduates in SY 2019-20 with reported FHSP graduation plans

FHSP-DLA Graduates (Annual Rate) (2019-20) The percentage of graduates who satisfied the course requirements for the Foundation High School Program at the distinguished level of achievement.

number of graduates in SY 2019-20 who earn an FHSP-DLA

number of graduates in SY 2019-20 with reported FHSP graduation plans

RHSP/DAP/FHSP-E/FHSP-DLA Graduates (Annual Rate) (2019-20) The percentage of graduates who satisfied the course requirements for the Recommended High School Program, Distinguished Achievement Program, or at the Foundation High School Program with an endorsement or the distinguished level of achievement.

**number of graduates in SY 2019-20 reported with graduation codes for RHSP or DAP
or FHSP-E or FHSP-DLA**

number of graduates in SY 2019-20 with reported graduation plans

RHSP graduates have graduation type codes of 19, 22, 25, 28, or 31; DAP graduates have graduation type codes of 20, 23, 26, 29, or 32; FHSP graduates are students with graduation type codes of 34, 35, 54, 55, 56, or 57. FHSP graduates with code type 35 are eligible for endorsements starting with the class of 2020. See the [Texas Education Data Standards](#) for more information. *(Data source: PEIMS 40203)*

For additional information about graduation programs please see https://tea.texas.gov/Academics/Graduation_Information/State_Graduation_Requirements.

Graduation Profile (2020–21)

Annual Graduates: The count and percentage of students who graduate at some time during the school year. It includes summer graduates and is reported by districts in the fall of the following school year. It includes all students in grade 12 who graduated, as well as graduates from other grades. Students served by special education who graduate are included in the totals. Counts of students graduating under the following graduation types in 2019-20 are also shown:

- Minimum High School Program (MHSP)
- Recommended High School Program (RHSP)
- Distinguished Achievement Program (DAP)
- Foundation High School Program (FHSP)

(Data source: PEIMS 40203)

Special Education: The population of students served by special education programs. *(Data source: PEIMS 41163)*

Economically Disadvantaged: The count and percentage of students eligible for free or reduced-price lunch or eligible for other public assistance. *(Data source: PEIMS 40100 and STAAR)*

number of students in the 2019-20 school year eligible for free or reduced-price lunch or other public assistance

total number of students

EB (Emergent Bilingual) Students/EL (English Learners): The count and percentage of students whose primary language is other than English and who are in the process of acquiring English. *(Data source: PEIMS 40110)*

At-Risk: The count and percentage of students identified as being at risk of dropping out of school as defined by [TEC §29.081\(d\) and \(d-1\)](#). *(Data source: PEIMS 40100)*

number of students in the 2019-20 school year considered as at risk

total number of students

Postsecondary Readiness

College, Career, and Military* Readiness (CCMR) (2020–21)

Annual graduates demonstrate college, career, or military readiness in any one of the following ways:

College Readiness

- 1) **Texas Success Initiative (TSI) Criteria:** A graduate meeting the TSI college readiness standards in both ELA/reading and mathematics; specifically, meeting the college-ready criteria on the TSI assessment, SAT, ACT, or by successfully completing and earning credit for a college prep course as defined in TEC §28.014, in both ELA and mathematics. *(Data source: PEIMS 43415, THECB, College Board, and ACT, Inc.)*
- 2) **Earn Dual Course Credits:** A graduate completing and earning credit for at least three credit hours in ELA or mathematics or at least nine credit hours in any subject. *(Data source: PEIMS 43415)*
- 3) **Meet Criteria on Advanced Placement (AP)/International Baccalaureate (IB) Examination:** A graduate meeting the criterion score on an AP or IB examination in any subject area. Criterion score is 3 or more for AP and 4 or more for IB. *(Data source: College Board or IB)*
- 4) **Earn an Associate Degree:** A graduate earning an associate degree prior to graduation from high school. *(Data source: PEIMS 40100)*
- 5) **Earn OnRamps Course Credits:** A graduate completing an OnRamps dual enrollment course and qualifying for at least three hours of university or college credit in any subject area. *(Data source: OnRamps program)*

Career/Military Readiness

- 6) **Earn an Industry-Based Certification:** A graduate earning an industry-based certification under 19 TAC §74.1003. *(Data source: PEIMS 40100)*

- 7) **Graduate with Completed IEP and Workforce Readiness:** A graduate receiving a graduation type code of 04, 05, 54, or 55 which indicates the student has completed his/her IEP and has either demonstrated self-employment with self-help skills to maintain employment or has demonstrated mastery of specific employability and self-help skills that do not require public school services. *(Data source: PEIMS 40203)*
- 8) **Graduates under an Advanced Diploma Plan and Identified as a current Special Education Student:** A graduate who graduates under an advanced diploma plan and is identified as a current special education student *(Data source: PEIMS 40203 and 40110)*
- 9) **Graduate with Level I or Level II Certificate:** A graduate earning a level I or level II certificate in any workforce education area. *(Data source: THECB)*
- 10) ***Enlist in the Armed Forces:** A graduate enlisting in the U.S. Army, Navy, Air Force, Coast Guard, or Marines. *(Data source: PEIMS 40203)*

**Due to discrepancies between annual enlistment counts for Texas military enlistees aged 17–19 released by the United States Department of Defense and PEIMS military enlistment data for 2017 and 2018 annual graduates, military enlistment data is excluded from accountability calculations until such data can be obtained directly from the United States Armed Forces.*

College, Career, or Military Ready Graduates

College, Career, or Military Ready (Student Achievement): The percentage of annual graduates who demonstrated college, career, or military readiness by meeting at least one of the nine criteria described in *College, Career, or Military Readiness*.

College Ready Graduates

College Ready: The percentage of annual graduates who demonstrated college readiness by meeting criteria 1, 2, 3, 4, or 5 described in *College, Career, or Military Readiness*. This percentage includes graduates who may have met career or military ready criteria 6, 7, 8, or 9. *(Data source: PEIMS 43415, THECB, College Board, ACT, IB, and PEIMS 49010)*

TSI Criteria Graduates: The percentage of annual graduates who met or exceeded the college-ready criteria on the Texas Success Initiative Assessment (TSIA), the SAT, ACT, or by successfully completing and earning credit for a college prep course as defined in TEC §28.014, in both ELA and mathematics. The criteria for each are as follows:

TSI Criteria						
<u>TSIA</u>		<u>SAT</u>		<u>ACT</u>		<u>College Prep Course</u>
>= 351 on Reading	or	>=480 on the Evidence-Based Reading and Writing (EBRW)	or	>=19 on English and >= 23 Composite	or	Complete and earn credit for ELA college prep course
>= 350 on Mathematics	or	>=530 on Mathematics	or	>=19 on Mathematics and >=23 Composite	or	Complete and earn credit for mathematics college prep course

The percentages are calculated as follows:

English Language Arts.

number of 2019-20 annual graduates who met or exceeded the college-ready criteria on the TSIA, SAT, ACT, or by successfully completing and earning credit for a college prep course in ELA

number of 2019-20 annual graduates

Mathematics.

number of 2019-20 annual graduates who met or exceeded the college-ready criteria on the TSIA, SAT, ACT, or by successfully completing and earning credit for a college prep course in mathematics

number of 2019-20 annual graduates

Both Subjects.

number of 2019-20 annual graduates who met or exceeded the college-ready criteria on the TSIA, SAT, ACT, or by successfully completing and earning credit for a college prep course in both ELA and mathematics

number of 2019-20 annual graduates

Either Subject.

number of 2019-20 annual graduates who met or exceeded the college-ready criteria on the TSIA, SAT, ACT, or by successfully completing and earning credit for a college prep course in ELA or mathematics

number of 2019-20 annual graduates

Dual Course Credits: A graduate completing and earning credit for at least three credit hours in ELA or mathematics or at least nine credit hours in any subject. *(Data source: PEIMS 43415)*

number of 2019-20 annual graduates who completed and earned credit for nine or more hours of dual credit in any subject or three or more hours in ELA or mathematics

number of 2019-20 annual graduates

AP/IB Criteria Met in Any Subject: The percentage of annual graduates who earned a 3 or more on an AP examination or a 4 or more on an IB examination. *(Data source: College Board and IB)*

number of 2019-20 annual graduates who earned a 3 or more on an AP examination or a 4 or more on an IB examination

number of 2019-20 annual graduates

Associate Degree: The percentage of annual graduates who earned an associate degree before graduation. *(Data source: PEIMS 40100)*

number of 2019-20 annual graduates who earned an associate degree before graduation

number of 2019-20 annual graduates

Associate Degree but not Career/Military Ready: The percentage of annual graduates who met associate degree criteria 4, but did not meet career or military ready criteria 6, 7, 8, or 9 described in *College, Career, or Military Readiness*.

Associate Degree and Career/Military Ready: The percentage of annual graduates who met associate degree criteria 4 and career or military ready criteria 6, 7, 8, or 9 described in *College, Career, or Military Readiness*.

OnRamps Course Credits: The percentage of annual graduates who completed an OnRamps dual enrollment course and qualified for at least three hours of university or college credit in any subject area *(Data source: OnRamps program)*

number of 2019-20 annual graduates who completed an OnRamps course and qualified for three hours of college credit before graduation

number of 2019-20 annual graduates

Career/Military Ready Graduates

Career or Military Ready Graduates: The percentage of annual graduates who demonstrated career or military readiness by meeting criteria 6, 7, 8, or 9 described in *College, Career, or Military Readiness*. This percentage includes graduates who may have met college ready criteria 1, 2, 3, 4, or 5.

Approved Industry-Based Certification: The percentage of annual graduates who earned an approved industry-based certification. For additional information, see Chapter 2 of the *2021 Accountability Manual*. *(Data source: PEIMS 48011)*

number of 2019-20 annual graduates who earned an approved industry-based certification

number of 2019-20 annual graduates

Graduate with Completed IEP and Workforce Readiness: The percentage of annual graduates who received a graduation type code of 04, 05, 54, or 55. For additional information, see Chapter 2 of the *2021 Accountability Manual*. (Data source: PEIMS 40203)

number of 2019-20 annual graduates who received a graduation type code of 04, 05, 54, or 55

number of 2019-20 annual graduates

Graduate Under an Advanced Diploma Plan and be Identified as a Current Special Education Student: The percentage of annual graduates under an advanced diploma plan and identified as a current special education student (Data source: PEIMS 40203 and 42401)

number of 2019-20 annual graduates who graduated under an advanced diploma plan and were identified as a current special education student

number of 2019-20 annual graduates

Graduate with Level I or Level II Certificate: The percentage of annual graduates who earned a level I or level II certificate (Data source: THECB)

number of 2019-20 annual graduates who earned a level I or level II certificate

number of 2019-20 annual graduates

CCMR-related Indicators (2020–21)

TSIA Results (Graduates >= Criterion) (Annual Graduates): The percentage of annual graduates who met the TSI criteria on the TSIA (Data source: THECB and PEIMS 40203)

Percentages are calculated and shown for reading and mathematics together and separately.

number of 2019-20 annual graduates who met the TSI criteria on the TSIA

number of 2019-20 annual graduates

Completed and Received Credit for College Prep Courses (Annual Graduates): The percentage of annual graduates who completed and earned credit for a college prep course as defined in TEC §28.014 in either ELA or mathematics or both. (Data source: PEIMS 43415)

English Language Arts.

number of 2019-20 annual graduates who completed and earned credit for a college prep course as defined in TEC §28.014 in ELA

number of 2019-20 annual graduates

Mathematics.

number of 2019-20 annual graduates who completed and earned credit for a college prep course as defined in TEC §28.014 in mathematics

number of 2019-20 annual graduates

Both Subjects.

number of 2019-20 annual graduates who completed and earned credit for a college prep course as defined in TEC §28.014 in ELA and mathematics

number of 2019-20 annual graduates

AP/IB Results (Participation) (Grades 11–12): The percentage of students in grades 11 and 12 who took the College Board’s Advanced Placement (AP) examinations or the International Baccalaureate’s (IB) examinations. (Data source: College Board and IB)

All Subjects

number of students in grades 11 & 12 in the 2019-20 school year who took at least one AP or IB examination

total students enrolled in grades 11 & 12

English Language Arts

number of students in grades 11 & 12 in the 2019-20 school year who took at least one AP or IB examination in ELA

total students enrolled in grades 11 & 12

Mathematics

number of students in grade 11 & 12 in the 2019-20 school year who took at least one AP or IB examination in mathematics

total students enrolled in grades 11 & 12

Science

number of students in grade 11 & 12 in the 2019-20 school year who took at least one AP or IB examination in science

total students enrolled in grades 11 & 12

Social Studies

number of students in grade 11 & 12 in the 2019-20 school year who took at least one AP or IB examination in social studies

total students enrolled in grades 11 & 12

(Data source: College Board, IB, and PEIMS 40110)

AP/IB Results (Examinees >= Criterion) (Grades 11–12): The percentage of students with at least one AP or IB examination in grades 11 and 12 at or above the criterion score. High school students may take one or more of these examinations, ideally upon completion of AP or IB courses, and may receive advanced placement or credit, or both, upon entering college. Generally, colleges will award credit or advanced

placement for scores of 3, 4, or 5 on AP examinations and scores of 4, 5, 6, or 7 on IB examinations. Requirements vary by college and by subject tested. (*Data source: College Board and IB*)

All Subjects

number of 11th and 12th graders in the 2019-20 school year with at least one AP or IB score at or above criterion

number of 11th and 12th graders with at least one AP or IB examination

English Language Arts

number of 11th and 12th graders in the 2019-20 school year with at least one AP or IB score at or above criterion in ELA

number of 11th and 12th graders with at least one AP or IB examination in ELA

Mathematics

number of 11th and 12th graders in the 2019-20 school year with at least one AP or IB score at or above criterion in mathematics

number of 11th and 12th graders with at least one AP or IB examination in mathematics

Science

number of 11th and 12th graders in the 2019-20 school year with at least one AP or IB score at or above criterion in science

number of 11th and 12th graders with at least one AP or IB examination in science

Social Studies

number of 11th and 12th graders in the 2019-20 school year with at least one AP or IB score at or above criterion in social studies

number of 11th and 12th graders with at least one AP or IB examination in social studies

(*Data source: The College Board, The International Baccalaureate Organization, and PEIMS 40110*)

SAT/ACT Results (Annual Graduates): Participation and performance of annual graduates from all Texas public schools on the College Board's SAT and ACT, Inc.'s ACT assessment. ACT and SAT scores are based on each student's highest section scores across all exams taken, and the SAT total and ACT composite scores are calculated using the highest section scores.

- (1) *Tested:* The percentage of graduates who took either college admissions assessment:

number of 2019-20 graduates who took either the SAT or the ACT

number of 2019-20 graduates reported

- (2) *At/Above Criterion:* The percentage of examinees who scored at or above the criterion score of 480 on the SAT evidence-based reading and writing *or* 19 on ACT English section and 23 composite *and* 530 on SAT mathematics *or* 19 on ACT Mathematics section and 23 on the ACT composite:

number of 2019-20 graduating examinees who scored at or above the criterion score on either the SAT or the ACT

number of 2019-20 graduating examinees taking either the SAT or the ACT

Average SAT Score (Annual Graduates): Performance of annual graduates from all Texas public schools on the College Board's SAT assessment. If a student takes the SAT more than once, the best result by subject area is selected, and the SAT total is calculated as the sum of the highest section scores.

- (1) *Average SAT Score (All Subjects):* The average score for the SAT evidence-based reading and writing and mathematics combined. The maximum score is 1600.

sum of SAT total scores (evidence-based reading and writing + mathematics) of all 2019-20 graduates who took the SAT

number of 2019-20 graduates who took the SAT

- (2) *Average SAT Score (English Language Arts and Writing):* The average score for the SAT evidence-based reading and writing. The maximum score is 800.

sum of SAT evidence-based reading and writing scores of all 2019-20 graduates who took the SAT

number of 2019-20 graduates who took the SAT

- (3) *Average SAT Score (Mathematics):* The average score for the SAT mathematics. The maximum score is 800.

sum of SAT mathematics scores of all 2019-20 graduates who took the SAT

number of 2019-20 graduates who took the SAT

(Data source: College Board and PEIMS 40203)

Average ACT Score (Annual Graduates): Performance of annual graduates from all Texas public schools on the ACT Inc.'s ACT assessment. If a student takes the ACT more than once, the best result by subject area is selected, and the ACT composite scores is calculated as the average of the highest section scores.

- (1) *Average ACT Score (All Subjects):* The average score for the ACT composite. The maximum score is 36.

sum of ACT composite scores of all 2019-20 graduates who took the ACT

number of 2019-20 graduates who took the ACT

- (2) *Average ACT Score (English Language Arts):* The average score for the ACT English and reading combined. The maximum score is 36.

sum of ACT English and reading combined scores of all 2019-20 graduates who took the ACT

number of 2019-20 graduates who took the ACT

- (3) *Average ACT Score (Mathematics)*: The average score for the mathematics ACT. The maximum score is 36.

$$\frac{\text{sum of ACT mathematics scores of all 2019-20 graduates who took the ACT}}{\text{number of 2019-20 graduates who took the ACT}}$$

- (4) *Average ACT Score (Science)*: The average score for the science ACT. The maximum score is 36.

$$\frac{\text{sum of ACT science scores of all 2019-20 graduates who took the ACT}}{\text{number of 2019-20 graduates who took the ACT}}$$

Other Postsecondary Indicators (2020–21)

Advanced/Dual-Credit Course Completion (Grades 9–12): The percentage of students who completed and received credit for at least one advanced or dual-credit course. Decisions about awarding high school credit for college courses are described in Texas Administrative Code §74.25.

Appendix A lists all courses identified as advanced courses. Courses for which a student can earn dual credit are not listed because they vary from campus to campus.

Course completion information is reported by districts through the PEIMS after the close of the school year. For example, the values, expressed as percentages for grades 9–12, are calculated as follows: (Data source: PEIMS 43415)

Any Subject

$$\frac{\text{number of students in grades 9–12 in 2019-20 who received credit for at least one advanced/dual-credit course}}{\text{number of students in grades 9–12 who received credit for at least one course in 2019-20}}$$

English Language Arts

$$\frac{\text{number of students in grades 9–12 in 2019-20 who received credit for at least one ELA advanced/dual-credit course}}{\text{number of students in grades 9–12 who received credit for at least one ELA course in 2019-20}}$$

Mathematics

$$\frac{\text{number of students in grades 9–12 in 2019-20 who received credit for at least one mathematics advanced/dual-credit course}}{\text{number of students in grades 9–12 who received credit for at least one mathematics course in 2019-20}}$$

Science

number of students in grades 9–12 in 2019-20 who received credit for at least one science advanced/dual-credit course

number of students in grades 9–12 who received credit for at least one science course in 2019-20

Social Studies

number of students in grades 9–12 in 2019-20 who received credit for at least one social studies advanced/dual-credit course

number of students in grades 9–12 who received credit for at least one social studies course in 2019-20

(Data source: PEIMS 43415)

CTE Coherent Sequence (Annual Graduates): The percentage of annual graduates enrolled in a coherent sequence of career and technical education (CTE) courses as part of a four-year plan of study. (Data source: PEIMS 40100, 40203, and 42400)

number of in 2019-20 annual graduates who were enrolled in a CTE-coherent sequence of courses as part of a four-year plan of study to take two or more CTE courses for three or more credits

number of in 2019-20 annual graduates

Graduates Enrolled in Texas Institution of Higher Education (TX IHE): The percentage of students who enrolled and began instruction at an institution of higher education in Texas for the school year following high school graduation.

number of graduates during the 2018-19 school year who attended a public or independent college or university in Texas in the following academic year

number of graduates during the 2018-19 school year

Students who enrolled in out-of-state colleges or universities or any non-public career school are not included. Students who attend public community colleges in Texas are included.

(Data source: THECB)

Graduates in TX IHE Completing One Year Without Enrollment in a Developmental Education Course: The percentage of students who enrolled and began instruction at an institution of higher education in Texas for the school year following high school graduation and did not require a developmental education course.

number of graduates during the 2018-19 school year who enrolled in a public college or university in Texas for the school year following the year they graduated

and

met the Texas Success Initiative requirement in all subject areas (reading, writing, and mathematics)

number of graduates during the 2018-19 school year who enrolled in a public college or university in Texas for the school year following the year they graduated

Students who attended Texas public two- or four-year institutions of higher education are included. Students who enrolled in independent colleges or universities in Texas, out-of-state colleges or universities, or any non-public career school are not included.

Additional reports showing students enrolled in Texas public colleges and universities are available on the Texas Higher Education Coordinating Board (THECB) site at <http://www.txhighereddata.org/generatelinks.cfm?Section=HS2Col>.

For more information on the data used in this indicator, contact THECB at (512) 427-6153.

Profile

Student Information (2020–21)

Please note, the Enrollment section of this report was created in 2019–20. The definitions below describe the nuances between Membership and Enrollment. If comparing the data shown from this year’s report to reports prior to 2019–20, use the data displayed under Membership.

Enrollment: Students reported as enrolled as of the last Friday in October (October 30, 2020).

Membership: Membership differs from enrollment, as it does not include those students who are served for less than two hours per day. A student is in membership if he/she is enrolled and is either

- scheduled to attend at least two hours of instruction each school day or
- participating in an alternative attendance accounting program.

For example, the count of *Total Students* excludes students who attend a non-public school but receive some services, such as speech therapy—for less than two hours per day—from their local school district.

Total Students: The total number of public school students who were reported at any grade from early childhood education through grade 12. *(Data source: PEIMS 40110)*

Students by Grade: The count of students in each grade divided by the total number of students. *(Data source: PEIMS 40110)*

Ethnic Distribution: The number and percentage of students and staff who are identified as belonging to one of the following groups: African American, Hispanic, white, American Indian, Asian, Pacific Islander, and two or more races. *(Data source: PEIMS 40100, 30040, 30050, 30090)*

Male/Female: The number and percentage of students who are identified as male or female. *(Data source: PEIMS 40100)*

Economically Disadvantaged: The count and percentage of students eligible for free or reduced-price lunch or eligible for other public assistance.

number of students eligible for free or reduced-price lunch or other public assistance

total number of students

(Data source: PEIMS 40100)

Non-Educationally Disadvantaged: Those students not eligible to participate in free or reduced-price lunch or to receive any other public assistance. This is the complementary count and percentage to Economically Disadvantaged.

Section 504 Students: The count and percentage of students identified as receiving section 504 services. *(Data source: PEIMS 40110)*

Emergent Bilingual Students (EB)/English Learners (EL): The count and percentage of students whose primary language is other than English and who are in the process of acquiring English.

The percentage of EB students/ELs is calculated by dividing the number of EB students/ELs by the total number of students in the district or campus. Not all students identified as EB students/ELs receive bilingual or English as a second language instruction. *(Data source: TELPAS file)*

Students with Disciplinary Placements: The count and percentage of students placed in alternative education programs under [Chapter 37 of the Texas Education Code](#). Districts report the disciplinary actions taken toward students who are removed from the classroom for at least one day. Although students can have multiple removals throughout the year, this measure counts students only once and includes only those whose removal results in a placement in a disciplinary alternative education program or juvenile justice alternative education program. It is calculated as follows:

number of students with one or more disciplinary placements

number of students who were in attendance at any time during the school year

For 2020–21, the following 19 disciplinary action codes are included as disciplinary placements: 02, 03, 04, 07, 08, 10, 12, 13, 14, 15, 51, 52, 53, 54, 55, 57, 59, 60, and 61. *(Data source: PEIMS 44425)*

Students with Dyslexia: The count and percentage of students identified with dyslexia. *(Data source: PEIMS 40100)*

Foster Care: The count and percentage of students identified as in the conservatorship of the Department of Family and Protective Services (DFPS). *(Data source: PEIMS 40100)*

Homeless: The count and percentage of students meeting the criteria defined by 42 U.S.C. Section 11434(a), the term “homeless children and youths” —

(A) individuals who lack a fixed, regular, and adequate nighttime residence [within the meaning of section 11302(a)(1)]; and

(B) includes —

(i) children and youths who are sharing the housing of other persons due to loss of housing, economic hardship, or a similar reason; are living in motels, hotels, trailer parks, or camping grounds due to the lack of alternative adequate accommodations; are living in emergency or transitional shelters;

(ii) children and youths who have a primary nighttime residence that is a public or private place not designed for or ordinarily used as a regular sleeping accommodation for human beings [within the meaning of section 11302(a)(2) (C)];

(iii) children and youths who are living in cars, parks, public spaces, abandoned buildings, substandard housing, bus or train stations, or similar settings; and

(iv) migratory children (as such term is defined in section 6399 of title 20) who qualify as homeless for the purposes of this subtitle because the children are living in circumstances described in clauses (i) through (iii). *(Data source: PEIMS 40100)*

Immigrant: The count and percentage of students identified under the definition found under Title III of the Elementary and Secondary Education Act (ESEA), where the term ‘immigrant children and youth’ is defined as, “individuals who are aged 3 through 21; were not born in any state; and have not been attending one or more schools in any one or more states for more than 3 full academic years.” The term ‘State’ means each of the 50 States, the District of Columbia, and the Commonwealth of Puerto Rico. *(Data source: PEIMS 40100)*

Migrant: The count and percentage of students that meet the following criteria: Student is (ages 3-21), or the student's parent, spouse, or guardian is a migratory agricultural worker, including a migratory dairy worker, or a migratory fisher, and who, in the preceding 36 months, in order to obtain, or accompany such parent, spouse, or guardian in order to obtain, temporary or seasonal employment in agricultural or fishing work: 1) has moved from one school district to another; or 2) resides in a school district of more than 15,000 square miles, and migrates a distance of 20 miles or more to a temporary residence to engage in a fishing activity. *(Data source: PEIMS 40100)*

Title I: The count and percentage of students participating in a program authorized under ESEA, Title I, Part A. *(Data source: PEIMS 41461)*

Military Connected: The count and percentage of students who are dependents of an active duty or former member of the United States military, the Texas National Guard, or a reserve force of the United States military, or who are dependents of a member of the United States military, the Texas National Guard, or a reserve force of the United States military who was killed in the line of duty. *(Data source: PEIMS 40100)*

At-Risk: The count and percentage of students identified as being at risk of dropping out of school as defined by [TEC §29.081\(d\) and \(d-1\)](#).

number of students in the 2020–21 school year considered as at risk

total number of students

(Data source: PEIMS 40110)

Student by Instructional Program: The count and percentage of students served in programs and/or courses for bilingual/ESL education, gifted and talented education, or special education. The percentages do not total to 100 because students may participate in more than one of these programs. *(Data source: PEIMS 40110, 41163 and 41169)*

Students with Disabilities by Type of Primary Disability: The count of students disaggregated by primary disability. The TAPR and Texas Performance Reporting System (TPRS) uses five categories of primary disability: Students with Intellectual Disabilities, Students with Physical Disabilities, Students

with Autism, Students with Behavioral Disabilities, and Students with Non-Categorical Early Childhood. Additional information is provided below.

Students with Intellectual Disabilities (PEIMS disability codes 06, 08, 12, 13)

- 06—Intellectual Disability (ID)
- 08—Learning Disability (LD)
- 12—Developmental Delay (DD)
- 13—Traumatic Brain Injury (TBI)

Students with Physical Disabilities (PEIMS disability codes 01, 03, 04, 05, 09)

- 01—Orthopedic Impairment (OI)
- 03—Auditory Impairment (AI)
- 04—Visual Impairment (VI)
- 05—Deaf-Blind (DB)
- 09—Speech Impairment

Students with Autism (PEIMS disability code 10)

- 10—Autism (AU)

Students with Behavioral Disabilities (PEIMS disability codes 02 and 07)

- 02—Other Health Impairment (OHI)
- 07—Emotional Disturbance (ED)

Students with Noncategorical Early Childhood (PEIMS disability code 14)

- 14—Noncategorical Early Childhood (NCES)

(Data source: PEIMS 41163)

Mobility: The count and percentage of students who have been in membership for less than 83 percent of the school year (i.e., missed six or more weeks).

number of mobile students in 2019–20

**number of students who were in membership at any time during the
2019–20 school year**

This rate is calculated at the state, region, district, and campus level and is disaggregated by race/ethnicity, economically disadvantaged status, special education status, and emergent bilingual status. The mobility rates shown are based on the count of mobile students identified at the campus level. The district mobility rate reflects school-to-school mobility within the same district or from outside the district. The region mobility rate reflects school-to-school mobility within the same region or from outside the region. *(Data source: PEIMS 42400)*

Attrition Rates: The percentage of students enrolled in fall 2019–20 who did not return to the same campus in the fall of 2020–21. This calculation is adjusted to account for the grade levels available to students at each campus as well as additional factors. For instance, students were excluded from the calculation if they were enrolled at the highest grade offered at the campus, were not considered to be in membership for the purposes of calculating average daily attendance for funding purposes or were at a campus in 2019–20 that was no longer active in 2020–21. Students who were retained in grade, including those in grade 12, remained in the calculation. Attrition Rate is calculated as follows:

$$\frac{\text{number of students enrolled in fall 2019} - \text{number of students who returned in fall 2020}}{\text{number of students enrolled in fall 2019}}$$

Retention Rates by Grade: The percentage of students in Texas public schools who enrolled in fall 2020 in the same grade in which they were reported for the last six-week period of the prior school year (2019–20).

$$\frac{\text{the number of students enrolled in the same grade from one school year to the next}}{\text{the number of students enrolled from one school year who return the next year or who graduate}}$$

Special education retention rates are calculated and reported separately because local retention practices differ for students served by special education.

The TAPR and TPRS show retention rates only for grades K–9. Retention rates for all grades can be found in Grade-Level Retention in Texas Public Schools, 2019–20, available from TEA. (*Data source: PEIMS 40110*)

Data Quality (not on campus profile): The percentage of errors made by the district in the PEIMS Student Leaver Data.

Percent of Underreported Students. Underreported students are 7th–12th graders who were enrolled at any time during the prior year, who are not accounted for through district records or TEA processing in the current year, and for whom the district did not submit a leaver record. A district is required to submit a leaver record for any student served in grades 7–12 the previous year unless the student received a Texas high school equivalency certificate (TxCHSE) certificate by August 31, is a previous Texas public school graduate, moved to and enrolled in another Texas public school district, or returned to the district by the end of the school start window. (For 2019–20 the end of the school-start window was September 25, 2020.)

$$\frac{\text{number of underreported students}}{\text{number of students in grades 7–12 who were served in the district in the 2019–20 school year}}$$

(*Data source: Texas High School Equivalency Certificate Information File; PEIMS 40100, 40110, 42400, and 42500*)

Class Size Averages by Grade and Subject: The average class size by grade (elementary) or selected subjects (secondary classes).

For secondary classes, averages are determined by totaling the number of students served (in a subject at the campus) and dividing that sum by the count of classes for that subject.

For elementary classes, the average is determined based on the instructional model. If an elementary teacher teaches all subjects to the same group of fourth graders all day, the class size average is simply the number of fourth grade students served by that teacher. If an elementary teacher teaches a single subject to five different sections of fourth graders each day, however, the average is calculated the same way as for secondary subjects. For example, one fourth grade science teacher teaches five science classes each day with 18, 20, 19, 21, and 22 students in each class. The total of 100 students divided by the five classes produces an average class size of 20 students for that teacher.

The following rules apply to the average class sizes:

- Classes identified as serving regular, compensatory/remedial, gifted and talented, career and technical, and honors students are included in the calculation.
- English language arts (ELA), mathematics, science, social studies, languages other than English, computer science, and career and technical education are included in the calculation, as are self-contained classrooms.
- Classes where the number of students served is reported as zero are not included.
- Service codes with the “SR” prefix are not included.
- Teacher roles coded as “teacher” and/or “substitute teacher” are included.
- Only class settings coded as “regular class” are included.
- Missing partial FTE counts are not included.
- Elementary classes in which the number of students exceeds 100 are not included.
- Mixed grade-level class averages are not included.

(Data source: PEIMS 30090)

Staff Information (2020–21)

Total Staff: The total count of staff which includes professional staff (teachers, professional support, administrators), educational aides, and (on the district profile) auxiliary staff. *(Data source: PEIMS 30040, 30050, and 30090)*

Professional Staff: The full-time equivalent (FTE) count of teachers, professional support staff, campus administrators, and on the district profile, central office administrators. Staff are grouped according to roles as reported in PEIMS. Each type of professional staff is shown as a percentage of the total staff FTE. See Appendix B for all PEIMS Role IDs. *(Data source: PEIMS 30040, 30050, and 30090)*

Educational Aides: The count and percentage of paraprofessional staff who are reported with a role of 033 (Educational Aide) or 036 (Certified Interpreter). The FTE counts of educational aides are expressed as a percentage of the total staff FTEs. See Appendix B for all PEIMS Role IDs. *(Data source: PEIMS 30090)*

Auxiliary Staff (*not on campus profile*): The count of full-time equivalent (FTE) staff reported in PEIMS employment and payroll records who are not reported in the PEIMS 30090 Staff – Responsibilities record. The auxiliary staff (and educational aide who performs routine classroom tasks under the general supervision of a certified teacher or teaching team) are expressed as a percentage of total staff. For auxiliary staff, the FTE is the value of the percentage of day worked. (*Data source: PEIMS 30060 and 30090*)

Librarians and Counselors (Headcount): The headcount of librarians and counselors is based on full-time equivalent (FTE) for full-time and part-time headcounts. Librarians and counselors are considered part-time when the FTE count is less than or equal to .85 (For example, if an FTE count is less than or equal to .85, the part-time headcount is equal to 1).

Librarians and counselors are headcounts, not sums of FTEs. The district headcount is not a sum of the campus headcount. For example, a counselor spends 50 percent of their time at the elementary (0.50 FTE) and 50 percent of their time at the high school (0.50 FTE). On each of the campus reports, this counselor will be reflected as 1.0 part-time counselor. On the district report, the counselor will be reflected as 1.0 full-time counselor since the FTE count is greater than .85 (0.50 FTE plus 0.50 FTE=1.0 FTE). See Appendix B for PEIMS Role IDs (Professional Support Staff). (*Data source: PEIMS 30040, 30050, and 30090*)

Total Minority Staff: The total count of minority staff is the sum of the FTE counts for all non-white staff groups (African American, Hispanic, American Indian, Asian, Pacific Islander, and Two or More Races). The minority staff FTE count is expressed as a percentage of the total staff FTE. (*Data source: PEIMS 30040, 30050, and 30090*)

Teachers by Ethnicity and Sex: The counts of teacher FTEs by ethnic group and by sex. Counts are also expressed as a percentage of the total teacher FTEs. (*Data source: PEIMS 30040, 30050, and 30090*)

Teachers by Highest Degree Held: The distribution of degrees held by teachers. The FTE counts of teachers with no degree, a bachelor's degree, a master's degree, or a doctorate are expressed as a percentage of the total teacher FTEs. (*Data source: PEIMS 30040, 30050, and 30090*)

Teachers by Years of Experience: The FTE count of teachers by total years of experience for the individual, not necessarily years of experience in the district or campus. Teacher counts within each range of experience are expressed as a percentage of total teacher FTEs. Teachers are reported with zero years of experience (first year teachers), 1–5 years, 6–10 years, 11–20 years, 21–30 years, and over 30 years. (*Data source: PEIMS 30040, 30050, and 30090*)

Number of Students per Teacher: The total number of students divided by the total teacher FTE count. (*Data source: PEIMS 30040, 30050, and 30090*)

Experience of Campus Leadership: The average years of experience for principals and assistant principals.

Average Years as Principal: The number of completed years of experience as a principal, regardless of district or interruption in service. These amounts are added together and divided by the number of all principals reported for the campus.

Average Years as Principal with District: The number of years a principal is employed in the district regardless of any interruption in service. The amounts are added together and divided by the number of principals reported for the district.

Average Years as Assistant Principal: The number of completed years of experience as assistant principal, regardless of district or interruption of service. The amounts are added together and divided by the number of assistant principals reported for the campus.

Average Years as Assistant Principal with District: The number of years employed as assistant principal in the district regardless of any interruption in service. These amounts are added together and divided by the number of assistant principals reported for the district.

(Data source: PEIMS 30050)

Average Years Experience of Teachers: The average number of completed years of professional experience, regardless of district. Weighted averages are calculated by multiplying each teacher's FTE coefficient (1 for a full-time teacher, .75 for a three-quarter-time teacher, and .5 for a half-time teacher, for example) by his or her years of experience. These amounts are added together and divided by the sum of all teachers' FTE coefficients. *(Data source: PEIMS 30040, 30050, and 30090)*

Average Years Experience of Teachers with District: The average number of years employed in the district regardless of any interruption in service. Weighted averages are calculated by multiplying each teacher's FTE coefficient by his or her years of experience in the district. These amounts are added together and divided by the sum of all teacher's coefficients. *(Data source: PEIMS 30050)*

Average Teacher Salary by Years of Experience (regular duties only): Total pay for all teachers in each category divided by the total teacher FTE count in that category. For the purpose of this calculation, the total actual salary amount is pay for regular duties only and does not include supplemental pay. For teachers who also have non-teaching roles, only the portion of time and pay dedicated to classroom responsibilities is factored into the average teacher salary calculation. Teachers are reported with zero years of experience (first year teacher), 1–5 years, 6–10 years, 11–20 years, 21–30 years, and over 30 years. *(Data source: PEIMS 30060)*

Average Actual Salaries (regular duties only): For each category, the total salary for that category divided by the total FTE count for that category. Only payment for regular duties is included in the total salary; supplemental payments for extra duties (e.g., coaching, band and orchestra assignments, club sponsorships) are not included. See Appendix B for lists of the PEIMS role IDs included in each category.

Teachers. Teachers, special duty teachers, and substitute teachers. Substitute teachers are either temporarily hired to replace a teacher or hired permanently on an as-needed basis. The District Teacher Salary Report and Graph also uses this definition in creating counts for various salary ranges.

Professional Support. Therapists, nurses, librarians, counselors, and other campus professional personnel.

Campus Administration (School Leadership). Principals, assistant principals, and other administrators reported with a specific school ID.

Central Administration (not on campus profile). Superintendents, presidents, chief executive officers, chief administrative officers, business managers, athletic directors, and other administrators reported with a central office ID and not a specific school ID.

Instructional Staff Percent (*district profile only*): The percentage of the district's FTEs whose job function was to provide classroom instruction directly to students during the 2019–20 school year. The instructional staff percent is a district-level measure and is calculated as follows:

$$\frac{\text{total number of hours for district staff who were reported under expenditure object codes 6112, 6119, and 6129, and function codes 11, 12, 13, and 31}}{\text{total number of hours worked by all district employees}}$$

Contact the Division of Financial Compliance at (512) 463-9095 for further details about this measure. (*Data source: PEIMS 30040, 30050, and 30090*)

Turnover Rate for Teachers (*not on campus profile*): The percentage of teachers from the fall of 2019–20 who were not employed in the district in the fall of 2020–21. It is calculated as the total FTE count of teachers from the fall of 2019–20 who were not employed in the district in the fall of 2020–21, divided by the total teacher FTE count for the fall of 2019–20. Staff who remained employed in the district but not as teachers also count toward teacher turnover. (*Data source: PEIMS 30040 and 30090*)

Staff Exclusions (*not on campus profile*): The counts of individuals who serve public school students but are not included in the FTE totals for any of the other employee statistics. There are two types of these entries: individuals participating in a shared services arrangement and individuals on contract with the district to provide instructional services.

Shared Services Arrangement (SSA) Staff are staff who work in schools located in districts other than their employing district or whose assigned organization (in PEIMS) shows a code of 751, indicating that they are employed by the fiscal agent of an SSA. Only the portion of a person's total FTE amount associated with the school in another district (or with the 751 organization code) is counted as SSA. SSA staff are grouped into three categories: Professional Staff (which includes teachers, administrators, and professional support); Educational Aides; and Auxiliary Staff. Note that SSA Auxiliary Staff are identified by the type of fund from which they are paid.

Contracted Instructional Staff (District and Campus Profiles) refers to counts of instructors for whom the district has entered into a contractual agreement with some outside organization. Through the contract, the outside organization has committed to supplying instructional staff for the district. They are never employees of the reporting school district. (*Data source: PEIMS 30055 and 30060*)

Contracted Instructional Staff: The count of individuals who are not regular classroom teachers who have signed a contract with a district, nor are they shared services arrangement employees. Rather, these are instructors for whom the district has entered into a contractual agreement with an outside organization. Through the contract, the outside organization has committed to supplying instructional staff for the district. They include, but are not limited to, speech therapists, occupational therapists, and any other professional contracted staff working in a classroom on a dedicated basis. (*Data source: PEIMS 30055*)

Teachers by Program (*population served*): The FTE count of teachers categorized by the type of student populations served: regular, special, compensatory, bilingual/ESL, gifted and talented education students, and other populations. Teacher FTE values are allocated across population types for teachers who serve multiple population types. Percentages are expressed as a percentage of total teacher FTEs. (*Data source: PEIMS 30040, 30050, and 30090*)

Appendix A

Advanced Academic Courses

- All courses shown were for the 2019–20 school year.
- An “A” prefix indicates a College Board Advanced Placement course.
- An “I” prefix indicates an International Baccalaureate course.
- Dual credit courses are not specifically shown on this list.

English Language Arts

I3220500	IB LNG A: LANG & LIT STD LEVEL
I3220600	IB LNG A: LANG & LIT HIGH LEVEL
I3220700	IB LNG A: LITERATURE STD LEVEL
I3220800	IB LNG A: LITERATURE HIGH LEVEL
I3220900	IB LITERATURE & PERF STD LEVEL
I3366020	IB PHILOSOPHY HIGHER LEVEL
03221100	RESEARCH/TECHNICAL WRITING
03221200	CREATIVE WRITING
03221500	LITERARY GENRES (LIT GENR)
03221600	HUMANITIES (FIRST TIME TAKEN)
03221800	INDEP STUDY/ENGLISH (1ST TIME)
03231000	INDEP STUDY/JOURNALISM (1ST)
03231902	ADV BROADCAST JOURNALISM III
03240400	ORAL INTERPRETATION III
03240800	DEBATE III (DEBATE 3)
03241100	PUBLIC SPEAKING III (PUBSPKG3)
03241200	INDEP STUDY/SPEECH (1ST TIME)
A3220100	AP ENGLISH LANGUAGE AND COMP
A3220200	AP ENGLISH LITERATURE AND COMP

Mathematics

A3580110	AP COMPUTER SCIENCE A - MATH
A3580120	AP COMPUTER SCIENCE A - LOTE
I3580310	IB COMP SCI A - HIGHR LVL MATH
I3580320	IB COMP SCI A - HIGHR LVL LOTE
03101100	PRECALCULUS (PRE CALC)
03102500	INDEP STUDY IN MATH (1ST TIME)
03102501	INDEP STUDY IN MATH (2ND TIME)
03580370	DISCRETE MATH FOR COMP SCIENCE

03580395	ROBOTICS PROGRAMMING & DESIGN
12701410	APPLIED MATH FOR TECH PROFNALS
13001000	MATH APPL IN AG/FOOD/& NAT RES
13016700	ACCOUNTING II
13016900	STAT & BUSNESS DECISION MAKING
13018000	FINANCIAL MATHEMATICS
13020970	MATH FOR MEDICAL PROFESSIONALS
13032950	MANU ENGINEERING TECHNOLOGY II
13036700	ENGINEERING MATHEMATICS
13037050	ROBOTICS II
13037600	DIGITAL ELECTRONICS
A3100101	AP CALCULUS AB
A3100102	AP CALCULUS BC
A3100200	AP STATISTICS (APSTATS)
I3100100	IB MATHEMATICAL STUDIES STAN.
I3100200	IB MATHEMATICS STANDARD LEVEL
I3100300	IB MATHEMATICS HIGHER LEVEL
I3100400	IB FURTHER MTHEMATICS HIGH LVL
I3100500	IB MATH ANALYS & APRCH STD LVL
I3100600	IB MATH ANALYS & APRCH HGH LVL
I3100700	IB MATH APS & INTERPT STD LVL
I3100800	IB MATH APPS & INTERPT HGH LVL

Technology Applications

03580200	COMPUTER SCIENCE I
03580300	COMPUTER SCIENCE II (TACS2)
A3580300	AP COMPUTER SCIENCE PRINCIPLES
I3580200	IB COMPUTER SCIENCE STD LEVEL
I3580400	IB INFO TECH-GLOBL SOC STD LVL
I3580500	IB INFO TECH-GLOBL SOC HIGH LVL

Fine Arts

03150400	MUSIC IV, BAND IV
03150800	MUSIC IV, ORCHESTRA IV
03151200	MUSIC IV, CHOIR IV
03151600	MUSIC IV, JAZZ ENSEMBLE IV
03152000	MUSIC IV, INSTRUMENTL ENSEM IV
03152400	MUSIC IV, VOCAL ENSEMBLE IV
03250400	THEATRE IV, THEATRE ARTS IV
03251000	THEATRE IV, THEATRE PROD IV
03251200	TECHNICAL THEATRE IV (TH4TECH)
03502300	ART IV, DRAWING III
03502400	ART IV, PAINTING III

03502500	ART IV, PRINTMAKING III
03502600	ART IV, FIBERS III
03502700	ART IV, CERAMICS III
03502800	ART IV, SCULPTURE III
03502900	ART IV, JEWELRY III
03503100	ART IV, PHOTOGRAPHY III
03830400	DANCE IV, PRINCIPLES OF DANCE IV
A3150200	AP MUSIC THEORY
A3500100	AP ART HISTORY
A3500300	AP STUDIO ART: DRAWING PORTFOLIO
A3500400	AP STUDIO ART: 2-DIM DESIGN PORTFOLIO
A3500500	AP STUDIO ART: 3-DIM DESIGN PORTFOLIO
I3250200	MUSIC STUDIES, IB MUSIC SL
I3250300	MUSIC STUDIES, IB MUSIC HL
I3600100	ART, IB VISUAL ARTS HL
I3600200	ART, IB VISUAL ARTS SL
I3750200	THEATRE, IB THEATRE SL
I3750300	THEATRE, IB THEATRE HL
I3830100	DANCE, LEVEL III, IB DANCE I
I3830200	DANCE, LEVEL IV, IB DANCE II
I3830300	IB FILM STANDARD LEVEL
I3830400	IB FILM HIGHER LEVEL

Science

I3060001	IB SPORTS EXERCISES & HEALTH SCI ST LVL
I3060002	IB SPORTS EXERCISES & HEALTH SCI HGH LV
13000700	ADVANCED ANIMAL SCIENCE
13002100	ADV PLANT & SOIL SCIENCE
13020600	ANATOMY & PHYSIOLOGY
13020700	MEDICAL MICROBIOLOGY
13020800	PATHOPHYSIOLOGY
13023000	FOOD SCIENCE
13029500	FORENSIC SCIENCE
13036400	BIOTECHNOLOGY I
13036450	BIOTECHNOLOGY II
13037100	PRINCIPLES OF TECHNOLOGY
13037200	SCIENTIFIC RESEARCH & DESIGN
13037210	SCIENTIFIC RESEARCH & DESIGN II
13037220	SCIENTIFIC RESEARCH & DESIGN III
13037300	ENG DESIGN & PROBLEM SOLVING
13037500	ENGINEERING SCIENCE
A3010200	AP BIOLOGY
A3020000	AP ENVIRONMENTAL SCIENCE

A3040000	AP CHEMISTRY
A3050003	AP PHYSICS 1: ALGEBRA BASED
A3050004	AP PHYSICS 2: ALGEBRA BASED
A3050005	AP PHYSICS C: ELECTR&MAGNETISM
A3050006	AP PHYSICS C: MECHANICS
I3010201	IB BIOLOGY STANDARD LEVEL
I3010202	IB BIOLOGY HIGHER LEVEL
I3020000	IB ENVIRN SYS & SOC STND LVL
I3030001	IB DESIGN TECHNOLOGY STD LEVEL
I3030002	IB DESIGN TECHNOLOGY HIGHR LVL
I3040002	IB CHEMISTRY STANDARD LEVEL
I3040003	IB CHEMISTRY HIGHER LEVEL
I3050002	IB PHYSICS STANDARD LEVEL
I3050003	IB PHYSICS HIGHER LEVEL

Social Studies/History

A3220300	AP INTERNATIONAL ENGL LANGUAGE
I3302300	IB SOC & CULTRL ANTHRO STD LVL
I3302400	IB SOC & CULTRL ANTHRO HGH LVL
I3302500	IB GLOBAL POLITICS STAND LEVEL
I3302600	IB GLOBAL POLITICS HIGHER LVL
N1290325	IB BUSINESS & MGT STANDARD LVL
N1290326	IB BUSINESS & MGT HIGHER LEVEL
03310301	ECONOMICS ADV STUDIES (1ST)
03380001	SOCIAL STD ADV STDYS (1ST TME)
A3310100	AP MICROECONOMICS
A3310200	AP MACROECONOMICS
A3330100	AP U.S. GOVERNMENT & POLITICS
A3330200	AP COMPARATIVE GOVT & POLITICS
A3340100	AP UNITED STATES HISTORY
A3340200	AP EUROPEAN HISTORY
A3350100	AP PSYCHOLOGY
A3360100	AP HUMAN GEOGRAPHY (WRLD GEOG)
A3360200	AP HUMAN GEOGRAPHY (ELECTIVE)
A3370100	AP WORLD HISTORY
I3301100	IB HISTORY STANDARD LEVEL
I3301200	IB HIST AFRICA&MIDEAST HGHR LV
I3301300	IB HIST OF AMERICAS HIGHER LVL
I3301400	IB HIST ASIA&OCEANIA HIGHR LVL
I3301500	IB HIST OF EUROPE HIGHER LEVEL
I3302100	IB GEOGRAPHY STANDARD LEVEL
I3302200	IB GEOGRAPHY HIGHER LEVEL
I3303100	IB ECONOMICS STANDARD LEVEL

I3303200	IB ECONOMICS HIGHER LEVEL
I3304100	IB PSYCHOLOGY STANDARD LEVEL
I3304200	IB PSYCHOLOGY HIGHER LEVEL
I3366010	IB PHILOSOPHY STANDARD LEVEL

Foreign Language

I3110300	IB LANGUAGE AB INITIO STD LEVL
03110400	LANG O/T ENGLISH IV - ARABIC
03110500	LANG O/T ENGLISH V - ARABIC
03110600	LANG O/T ENGLISH VI - ARABIC
03110700	LANG O/T ENGLISH VII-ARABIC
03110910	SEM LOT, ADV 1ST TIME, ARABIC
03110920	SEM LOT, ADV 2ND TIME, ARABIC
03110930	SEM LOT, ADV 3RD TIME, ARABIC
03120400	LANG O/T ENGLISH IV - JAPANESE
03120500	LANG O/T ENGLISH V-JAPANESE
03120600	LANG O/T ENGLISH VI - JAPANESE
03120700	LANG O/T ENGLISH VII-JAPANESE
03120910	SEM LOT, ADV 1ST TME, JAPANESE
03120920	SEM LOT, ADV 2ND TME, JAPANESE
03120930	SEM LOT, ADV 3RD TME, JAPANESE
03400400	LANG O/T ENGLISH IV - ITALIAN
03400500	LANG O/T ENGLISH V - ITALIAN
03400600	LANG O/T ENGLISH VI - ITALIAN
03400700	LANG O/T ENGLISH VII-ITALIAN
03400910	SEM LOT, ADV 1ST TIME, ITALIAN
03400920	SEM LOT, ADV 2ND TIME, ITALIAN
03400930	SEM LOT, ADV 3RD TIME, ITALIAN
03410400	LANG O/T ENGLISH IV - FRENCH
03410500	LANG O/T ENGLISH V - FRENCH
03410600	LANG O/T ENGLISH VI - FRENCH
03410700	LANG O/T ENGLISH VII - FRENCH
03410910	SEM LOT, ADV 1ST TIME, FRENCH
03410920	SEM LOT, ADV 2ND TIME, FRENCH
03410930	SEM LOT, ADV 3RD TIME, FRENCH
03420400	LANG O/T ENGLISH IV - GERMAN
03420500	LANG O/T ENGLISH V - GERMAN
03420600	LANG O/T ENGLISH VI - GERMAN
03420700	LANG O/T ENGLISH VII - GERMAN

03420910	SEM LOT, ADV 1ST TIME, GERMAN
03420920	SEM LOT, ADV 2ND TIME, GERMAN
03420930	SEM LOT, ADV 3RD TIME, GERMAN
03430400	LOTE CLASSIC LNG, LVL IV LATIN
03430500	LOTE CLASSIC LNG, LVL V LATIN
03430600	LOTE CLASSIC LNG, LVL VI LATIN
03430700	LOTE CLASSIC LNG LVL VII LATIN
03440400	LANG O/T ENGLISH IV - SPANISH
03440440	SPANISH FOR SPAN SPEAKERS LVL4
03440500	LANG O/T ENGLISH V - SPANISH
03440600	LANG O/T ENGLISH VI - SPANISH
03440700	LANG O/T ENGLISH VII - SPANISH
03440910	SEM LOT, ADV 1ST TIME, SPANISH
03440920	SEM LOT, ADV 2ND TIME, SPANISH
03440930	SEM LOT, ADV 3RD TIME, SPANISH
03450400	LANG O/T ENGLISH IV - RUSSIAN
03450500	LANG O/T ENGLISH V - RUSSIAN
03450600	LANG O/T ENGLISH VI - RUSSIAN
03450700	LANG O/T ENGLISH VII-RUSSIAN
03450910	SEM LOT, ADV 1ST TIME, RUSSIAN
03450920	SEM LOT, ADV 2ND TIME, RUSSIAN
03450930	SEM LOT, ADV 3RD TIME, RUSSIAN
03470400	LANG O/T ENGLISH IV PORTUGUESE
03470500	LANG O/T ENGLISH V PORTUGUESE
03470600	LANG O/T ENGLISH VI PORTUGUESE
03470700	LANG O/T ENGLISH VII-PORTUGUES
03470910	SEM LOT, ADV 1ST TIME, PORTUGE
03470920	SEM LOT, ADV 2ND TIME, PORTUGE
03470930	SEM LOT, ADV 3RD TIME, PORTUGE
03490400	LANG O/T ENGLISH IV - CHINESE
03490500	LANG O/T ENGLISH V - CHINESE
03490600	LANG O/T ENGLISH VI - CHINESE
03490700	LANG O/T ENGLISH VII-CHINESE
03490910	SEM LOT, ADV 1ST TIME, CHINESE
03490920	SEM LOT, ADV 2ND TIME, CHINESE
03490930	SEM LOT, ADV 3RD TIME, CHINESE
03510400	LNG OTH THN ENG LVL IV VIETNAM
03510500	LNG OTH THN ENG LVL V VIETNAM

03510600	LNG OTH THN ENG LVL VI VIETNAM
03510700	LNG OTH THN EN LVL VII VIETNAM
03510910	SEM LOT, ADV 1ST TIME, VIETNAM
03510920	SEM LOT, ADV 2ND TIME, VIETNAM
03510930	SEM LOT, ADV 3RD TIME, VIETNAM
03520400	LANG OTHR THN ENG LVL IV HINDI
03520500	LANG OTHR THAN ENG LVL V HINDI
03520600	LANG OTHR THN ENG LVL VI HINDI
03520700	LANG OTH THN ENG LVL VII HINDI
03520910	SEM LOT, ADV 1ST TIME, HINDI
03520920	SEM LOT, ADV 2ND TIME, HINDI
03520930	SEM LOT, ADV 3RD TIME, HINDI
03530910	SEM LOT, ADV 1ST TIME, URDU
03530920	SEM LOT, ADV 2ND TIME, URDU
03530930	SEM LOT, ADV 3RD TIME, URDU
03980400	LANG O/T ENGLISH IV - ASL
03996000	OTHER FOREIGN LANGUAGES IV
03996100	OTHER FOREIGN LANGUAGES V
03996200	OTHER FOREIGN LANGUAGES VI
03996300	OTHER FOREIGN LANGUAGES VII
11401910	SEM LOT, ADV 1ST TIME, TURKISH
11401920	SEM LOT, ADV 2ND TIME, TURKISH
11401930	SEM LOT, ADV 3TD TIME, TURKISH
11403610	SEM LOT, ADV 1ST TIME, KOREAN
11403620	SEM LOT, ADV 2ND TIME, KOREAN
11403630	SEM LOT, ADV 3RD TIME, KOREAN
A3120400	AP LANG & CULTURE - JAPANESE
A3400400	AP LANG & CULTURE - ITALIAN
A3410100	AP LANGUAGE & CULTURE - FRENCH
A3420100	AP LANGUAGE & CULTURE - GERMAN
A3430100	AP LATIN
A3440100	AP LANG & CULTURE - SPANISH
A3440200	AP LITER & CULTURE - SPANISH
A3490400	AP LANGUAGE & CULTURE - CHINESE
I3110400	IB LNG B MODRN LANG SL- ARABIC
I3110500	IB LNG B MODRN LANG HL- ARABIC
I3120400	IB LNG B MODRN LNG SL-JAPANESE
I3120500	IB LNG B MODRN LNG HL-JAPANESE

I3410400	IB LNG B MODERN LANG SL-FRENCH
I3410500	IB LNG B MODERN LANG HL-FRENCH
I3420400	IB LNG B MODERN LANG SL-GERMAN
I3420500	IB LNG B MODERN LANG HL-GERMAN
I3430400	IB LNG B CLASSIC LANG SL-LATIN
I3430500	IB LNG B CLASSIC LANG HL-LATIN
I3440400	IB LNG B MODRN LANG SL-SPANISH
I3440500	IB LNG B MODRN LANG HL-SPANISH
I3450400	IB LNG B MODRN LANG SL-RUSSIAN
I3450500	IB LNG B MODRN LANG HL-RUSSIAN
I3480400	IB LNG B MODERN LANG SL-HEBREW
I3480500	IB LNG B MODERN LANG HL-HEBREW
I3490400	IB LNG B MODRN LANG SL-CHINESE
I3490500	IB LNG B MODRN LANG HL-CHINESE
I3520400	IB LANG B MODERN LANG SL-HINDI
I3520500	IB LANG B MODERN LANG HL-HINDI
I3996000	IB LANG B, MODRN LANG SL OTHER
I3996100	IB LANG B, MODRN LANG HL OTHER
03430910	CLS LNG SEM, ADV 1ST TME LATIN
03430920	CLS LNG SEM, ADV 2ND TME LATIN
03430930	CLS LNG SEM, ADV 3RD TME LATIN
03530400	LOE, LEVEL IV - URDU
03530500	LOE, LEVEL V - URDU
03530600	LOE, LEVEL VI - URDU
03530700	LOE, LEVEL VII - URDU
03980910	AMER SIGN LNG ADV STD 1ST TIME
03980920	AMER SIGN LNG ADV STD 2ND TIME
03980930	AMER SIGN LNG ADV STD 3RD TIME
11401400	LANG OTH ENG/LVLIV/TURK
11401500	LANG OTH ENG/LVLV/TURK
11401600	LANG OTH ENG/LVLVI/TURK
11401700	LANG OTH ENG/LVLVII/TURK
11403200	LANG OTH ENG/LVLIV/KOR
11403300	LANG OTH ENG/LVLV/KOR
11403400	LANG OTH ENG/LVLVI/KOR
11403500	LANG OTH ENG/LVLVII/KOR
03380021	SOCIAL STD ADV STDYS (2ND TME)

Career and Technical Education

N1100014	AP RESEARCH
N1130026	AP SEMINAR

Other

N1290322	IB THEORY OF KNOWLEDGE
I3305100	IB WORLD RELIGIONS STANDARD LVL
N1290317	GIFD & TAL IND STUD MENTOR III
N1290318	GIFD & TAL IND STUD MENTOR IV

Appendix B

PEIMS Role Identifications

(In Alphabetical Order by Label)

CENTRAL ADMINISTRATORS

- 004.....Assistant/Associate/Deputy Superintendent
- 027.....Superintendent/CAO/CEO/President
- 061.....Asst/Assoc/Deputy Exec Director
- 062.....Component/Department Director
- 063.....Coordinator/Manager/Supervisor

CAMPUS ADMINISTRATORS

- 003.....Assistant Principal
- 020.....Principal

EITHER CENTRAL OR CAMPUS ADMINISTRATORS*

- 012.....Instructional Officer
- 028.....Teacher Supervisor
- 040.....Athletic Director
- 043.....Business Manager
- 044.....Tax Assessor and/or Collector
- 045.....Director - Personnel/Human Resources
- 055.....Registrar
- 060.....Executive Director

PROFESSIONAL SUPPORT STAFF

- 002Art Therapist
- 005Psychological Associate
- 006.....Audiologist
- 007.....Corrective Therapist
- 008.....Counselor
- 011Educational Diagnostician
- 013.....Librarian
- 015.....Music Therapist
- 016.....Occupational Therapist
- 017.....Certified Orientation & Mobility Specialist
- 018.....Physical Therapist
- 019Physician
- 021.....Recreational Therapist
- 022.....School Nurse
- 023.....LSSP/Psychologist
- 024.....Social Worker
- 026.....Speech Therapist/Speech-Lang Pathologist
- 030.....Visiting Teacher/Truant Officer
- 032.....Work-Based Learning Site Coordinator
- 041.....Teacher Facilitator
- 042.....Teacher Appraiser
- 054.....Department Head
- 056.....Athletic Trainer
- 058.....Other Campus Professional Personnel
- 064.....Specialist/Consultant

065.....Field Service Agent
079.....Other ESC Professional Personnel
080.....Other Non-Campus Professional Personnel
100.....Instructional Materials Coordinator
101.....Legal Services
102.....Communications Professional
103.....Research/Evaluation Professional
104.....Internal Auditor
105.....Security
106.....District/Campus Information Technology Professional
107.....Food Service Professional
108.....Transportation
109.....Athletics
110.....Custodial
111.....Maintenance
112.....Business Services Professional
113.....Other District Exempt Professional Auxiliary
114.....Other Campus Exempt Professional Auxiliary
115.....Psychiatric Nurse
116.....Licensed Clinical Social Worker
117.....Licensed Professional Counselor
118.....Licensed Marriage & Family Therapist

TEACHERS

087.....Teacher
047.....Substitute Teacher

EDUCATIONAL AIDES

033.....Educational Aide
036.....Certified Interpreter

AUXILIARY STAFF

Employment record, but no responsibility records.

* Administrators reported with these roles are categorized as central office or campus, depending on the organization ID reported for them.



MISD
Annual Report

Public Hearing

January 25, 2022



Annual Report – 6 Reports

2020-21 Texas Academic
Performance Report (TAPR)
PEIMS Financial Standard Reports
District Accreditation Status
Campus Performance Objectives
Report on Violent or Criminal
Incidents
Student Performance in
Postsecondary Institutions



Texas Academic Performance Report (TAPR)

2020-21 Texas Academic Performance Report (TAPR)

District Name: MANSFIELD ISD

District Number: 220908

2021 Accountability Rating: Not Rated: Declared State of Disaster

2021 Special Education Determination Status:

Needs Assistance



2021 STAAR PERFORMANCE AREAS:

- Grade 3: Not Rated
- Grade 4: Not Rated
- Grade 5: Not Rated
- Grade 6: Not Rated
- Grade 7: Not Rated
- Grade 8: Not Rated
- EOC: Not Rated

Each Performance Area includes 3 Performance Levels (Approaches / Meets / Masters)

MISD–2021 ACCOUNTABILITY RATING

- Not Rated: Declared State of Disaster Due to COVID-19

2021 TAPR STAAR Data Not Rated: Declared State Disaster Due to COVID-19

Green: MISD \geq State
& Region

Red: MISD $<$ State &
Region

STAAR Results 2021		State	Region 11	MISD
STAAR Approaches Grade Level % Tests at or above student <u>Approaches Grade Level</u> Standard Summed across Grades 3 through EOC	Reading	68	71	79
	Math	66	67	76
	Writing	58	61	70
	Science	71	73	80
	Social Studies	73	75	82
STAAR Meets Grade Level % Tests at or above <u>Meets Grade Level</u> Standard Summed across Grades 3 through EOC	Reading	45	47	56
	Math	37	39	48
	Writing	30	33	39
	Science	44	46	54
	Social Studies	49	52	59
STAAR Masters Grade Level % Tests achieving <u>Masters Grade Level</u> Standard Summed across Grades 3 through EOC	Reading	18	20	25
	Math	18	18	24
	Writing	9	10	12
	Science	20	21	26
	Social Studies	29	31	35
STAAR Academic Growth <u>Met or Exceeded Progress</u> Measure on Accountability, School Progress Domain	Reading	*	*	*
	Math	*	*	*

Texas Academic Performance Report (TAPR)

OTHER AREAS:

- Attendance Rate
- Dropout Rate
- Graduation Rate and Plans
- Advanced Course Completion
- College Ready Graduates
- AP Participation and Results
- SAT/ACT Scores
- Student Information
- Staff Information
- Program Information

PEIMS Financial Standard Reports (2019-2020 Financial Actual Reports)

PEIMS Financial Standard Reports (2019-20 Financial Actual Reports)

The financial section of the TAPR is provided by the Office of School Finance. These reports can be accessed from a link on the last page of the TAPR or at

<http://tea.texas.gov/financialstandardreports/>.



PEIMS Financial Standard Reports (2019-20 Financial Actual Reports)



2019 - 2020 Actual Financial Data Totals for MANSFIELD ISD (220908)

Total Enrolled Membership: 35,582

	District						State		
	General Fund	%	Per Student	All Funds	%	Per Student	All Funds	%	Per Student
Revenues									
Operating Revenue									
Local Property Tax from M&O (excluding recapture)	\$148,432,999	49.41%	\$4,172	\$148,432,999	44.38%	\$4,172	\$25,533,913,274	43.11%	\$4,660
State Operating Funds	\$144,767,470	48.19%	\$4,069	\$148,926,352	44.53%	\$4,185	\$24,198,968,656	40.86%	\$4,417
Federal Funds	\$3,092,999	1.03%	\$87	\$25,627,649	7.66%	\$720	\$7,015,215,596	11.84%	\$1,280
Other Local	\$4,095,615	1.36%	\$115	\$11,460,330	3.43%	\$322	\$2,483,070,133	4.19%	\$453
Total Operating Revenue	\$300,389,083	100.00%	\$8,442	\$334,447,330	100.00%	\$9,399	\$59,231,167,659	100.00%	\$10,811
Other Revenue									
Local Property Tax from I&S	\$0	0.00%	\$0	\$75,543,153	96.11%	\$2,123	\$7,988,017,723	85.75%	\$1,458
State Assistance for Debt Service	\$0	0.00%	\$0	\$1,434,167	1.82%	\$40	\$417,799,545	4.49%	\$76
Other Receipts (excluding debt service financing)	\$305,304	100.00%	\$9	\$1,620,903	2.06%	\$46	\$909,418,245	9.76%	\$166
Total Other Revenue	\$305,304	100.00%	\$9	\$78,598,223	100.00%	\$2,209	\$9,315,235,513	100.00%	\$1,700
Subtotal: Operating and Other Revenue	\$300,694,387	100.00%	\$8,451	\$413,045,553	100.00%	\$11,608	\$68,546,403,172	100.00%	\$12,511
Recapture Revenue									
Local Property Tax Recaptured	\$0	0.00%	\$0	\$0	0.00%	\$0	\$2,610,589,103	100.00%	\$476
Total Recaptured Revenue	\$0	0.00%	\$0	\$0	0.00%	\$0	\$2,610,589,103	100.00%	\$476
Subtotal: Operating, Other and Recaptured Revenue	\$300,694,387	100.00%	\$8,451	\$413,045,553	100.00%	\$11,608	\$71,156,992,275	100.00%	\$12,988
Debt Service Financing and TRS Estimate Revenue									
Debt Service Financing Related Revenue	\$0	0.00%	\$0	\$59,833,519	77.94%	\$1,682	\$6,707,981,130	72.89%	\$1,224
Estimated State TRS Contributions	\$16,878,952	100.00%	\$474	\$16,930,409	22.06%	\$476	\$2,495,227,887	27.11%	\$455
Subtotal: Debt Service Financing and TRS Estimate Revenue	\$16,878,952	100.00%	\$474	\$76,763,928	100.00%	\$2,157	\$9,203,209,017	100.00%	\$1,680
Grand Total: Operating, Other, Debt Service Financing, and TRS Estimate Revenue excluding recapture	\$317,573,339	100.00%	\$8,925	\$489,809,481	100.00%	\$13,766	\$77,749,612,189	100.00%	\$14,191

District Accreditation Status

Each district annual report must include the 2020-21 accreditation status according to TEC §39.05 I. Information on accreditation status is available online at <http://tea.texas.gov/accredstatus/>.



District Accreditation Status



To the Administrator Addressed

Commissioner Mike Morath

1701 North Congress Avenue • Austin, Texas 78701-1494 • 512 463-9734 • 512 463-9838 FAX • tea.texas.gov

DATE:	January 20, 2022
SUBJECT:	2021-2022 Assignment of Accreditation Statuses
CATEGORY:	Accreditation
NEXT STEPS:	Share with Appropriate Staff

The assignment of district and charter school accreditation statuses is authorized by Texas Education Code (TEC), Chapter 39, Public School System Accountability, and 19 Texas Administrative Code (TAC), Chapter 97, Planning and Accountability, Subchapter EE, Accreditation Status, Standards, and Sanctions. The rules define the accreditation statuses of Accredited, Accredited-Warned, Accredited-Probation, and Not Accredited-Revoked and describe how accreditation statuses are determined and assigned. These rules may be viewed at the [Texas Administrative Code](https://tea.texas.gov/sites/default/files/ch097ee.pdf) link available at <https://tea.texas.gov/sites/default/files/ch097ee.pdf>, and additional information regarding the assignment of accreditation statuses to districts and charter schools can be found on the *Accreditation Status* homepage of the Texas Education Agency (TEA or agency) website at <http://tea.texas.gov/accredstatus/>.

Recognizing the ongoing impact of COVID-19 and the unique challenges schools faced during the past school year, the agency did not issue A–F accountability ratings for the 2020–2021 school year. Pursuant to 19 TAC §97.1055(a)(13) when a rating of *Not Rated* or similar rating is issued to a school district, the commissioner of education (Commissioner) may withhold the assignment of an accreditation status. **The Commissioner has decided not to assign accreditation statuses until the 2022–2023 school year** under the authority of 19 TAC §97.1055. For purposes of determining multiple years of academically unacceptable or insufficient performance, the academic accountability ratings issued for the 2018–2019 school year and the 2021–2022 school year are consecutive. 19 TAC §97.1055(a)(10). In

Campus Performance Objectives



Texas Education Code, §11.253, requires each campus to have an improvement plan with performance objectives and to measure progress toward meeting these objectives.



Campus	Vision 2030 Goal	Supporting Goal
Della Icenhower	<p>Della Icenhower Intermediate will provide a positive learning environment and meaningful life experiences through:</p> <ul style="list-style-type: none"> • Building positive relationships • A focus on continuous improvement • A culture of high expectations for all 	Della Icenhower Intermediate ELAR teachers will implement target reading comprehension strategies with fidelity.
Mary Lillard	Mary Lillard Intermediate will provide targeted small group instruction with fidelity during Tier 1 Math instruction.	
Asa Low, Jr.	Asa Low teachers will provide small group differentiated instruction in 6 th grade English Language Arts classrooms.	Asa Low Intermediate School will implement numeracy routines in mathematics with fidelity to raise the level of student thinking.

Report on Violent or Criminal Incidents

The annual report must include information about violent or criminal incidents that occur on each campus.



Student Performance in Postsecondary Institutions



Texas Education Code, §51.403(e), requires postsecondary institutions in Texas to report student performance during the first year of enrollment after high school graduation to the high school from which students graduated. Districts must include this information in the annual report.

Student Performance in Postsecondary Institutions

Texas High School Graduates from FY2019 Enrolled in Texas Public or Independent Higher Education in FY 2020

County	District	Total Graduates	GPA for 1st Year in Public Higher Education in Texas					Unk
			<2.0	2.0-2.49	2.5-2.99	3.0-3.49	>3.5	
MANSFIELD ISD								
	220908008 MANSFIELD FRONTIER H S							
	Four-Year Public University	19	5	1	1	4	7	1
	Two-Year Public Colleges	20	6	1	5	4	4	0
	Independent Colleges & Universities	1						
	Not Trackable	4						
	Not Found	14						
	Total High School Graduates	58						



MISD
Annual Report




MISD
Annual Report



TEXAS EDUCATION AGENCY

**Mansfield ISD
Annual Report**

2020-2021



Mansfield ISD

605 East Broad Street
Mansfield, Texas 76063
817-299-6300



**Board of School Trustees
Mansfield Independent School District**

TITLE: Budget Calendar

DATE: January 25, 2022

PRESENTATION

BACKGROUND:

The purpose of the budget calendar update is to provide an overall picture of the district's progress and status for the 2022-2023 budget. The presentation includes a timeline of completed processes, those that are ongoing, and future items on the calendar.

The presentation will be given by Michele Trongaard, Associate Superintendent of Business and Finance.



CONSIDERATIONS:

None

BUDGET CALENDER AND UPDATE

2022-2023

Target Date

- January 2022 
- January 11, 2022 

Activity/Process

- Projected Enrollments
- Budget Training

Responsibility

- Principals and Human Resources
- Business and Finance/Budget

PROCESSES COMPLETED

Target Date

- January 26, 2022

- January 28, 2022

Activity/Process

- All Additional Request Submissions Due

- Open House for Campuses and Departments to receive additional support for budget entry

Responsibility

- Principals, Directors, Coordinators, Assist. and Assoc. Superintendents

- Business and Finance/Budget

FUTURE PROCESSES

Target Date	Activity/Process	Responsibility
<ul style="list-style-type: none"> • February 11, 2022 	<ul style="list-style-type: none"> • Campus and Department Budgets Due 	<ul style="list-style-type: none"> • Principals, Directors, Coordinators, Assist. and Assoc. Superintendents
<ul style="list-style-type: none"> • February 15, 2022 	<ul style="list-style-type: none"> • Department Additional Requests Due 	<ul style="list-style-type: none"> • Cabinet
<ul style="list-style-type: none"> • February 23, 2022 	<ul style="list-style-type: none"> • Work Session with Cabinet – Review growth positions and additional requests 	<ul style="list-style-type: none"> • Cabinet

FUTURE PROCESSES

Target Date	Activity/Process	Responsibility
<ul style="list-style-type: none">• March 7, 2022• March - April, 2022• April 30, 2022	<ul style="list-style-type: none">• Work Session with Cabinet – Refining of Budget Requests• Board Updates – Work Sessions• Preliminary Tax Values	<ul style="list-style-type: none">• Cabinet• Business and Finance• Tarrant County and Johnson County Appraisal Districts

FUTURE PROCESSES

Target Date	Activity/Process	Responsibility
<ul style="list-style-type: none">• June 6-8, 2022 • June 28, 2022	<ul style="list-style-type: none">• Publish “Notice of Public Meeting to Discuss Budget and Proposed Tax Rate” • Public Meeting on 2022-2023 Budget and Proposed Tax Rate, Adopt 2022-2023 Budget, and Final Amendment to 2021-2022 Budget	<ul style="list-style-type: none">• Business and Finance • Board of Trustees

BUDGET ADOPTION

Target Date

- July 25, 2022
- August 23, 2022

Activity/Process

- Certified Tax Values from Appraisal Districts
- Adopt 2022 Tax Rate

Responsibility

- Tarrant County and Johnson County
- Board of Trustees

TAX RATE ADOPTION



QUESTIONS





**Board of School Trustees
Mansfield Independent School District**

TITLE: COVID-19 Update

DATE: January 25, 2022

PRESENTATION

BACKGROUND:

Philip O'Neal, Executive Director of Athletics, will present the COVID-19 Update.




COVID-19 Board Update

January 25, 2022

Health Services

School Communicable Disease Management

- Data
- Student Tiered System Review
- Testing Site Update
- Review Committee Process
- Questions and Answer



Current Data



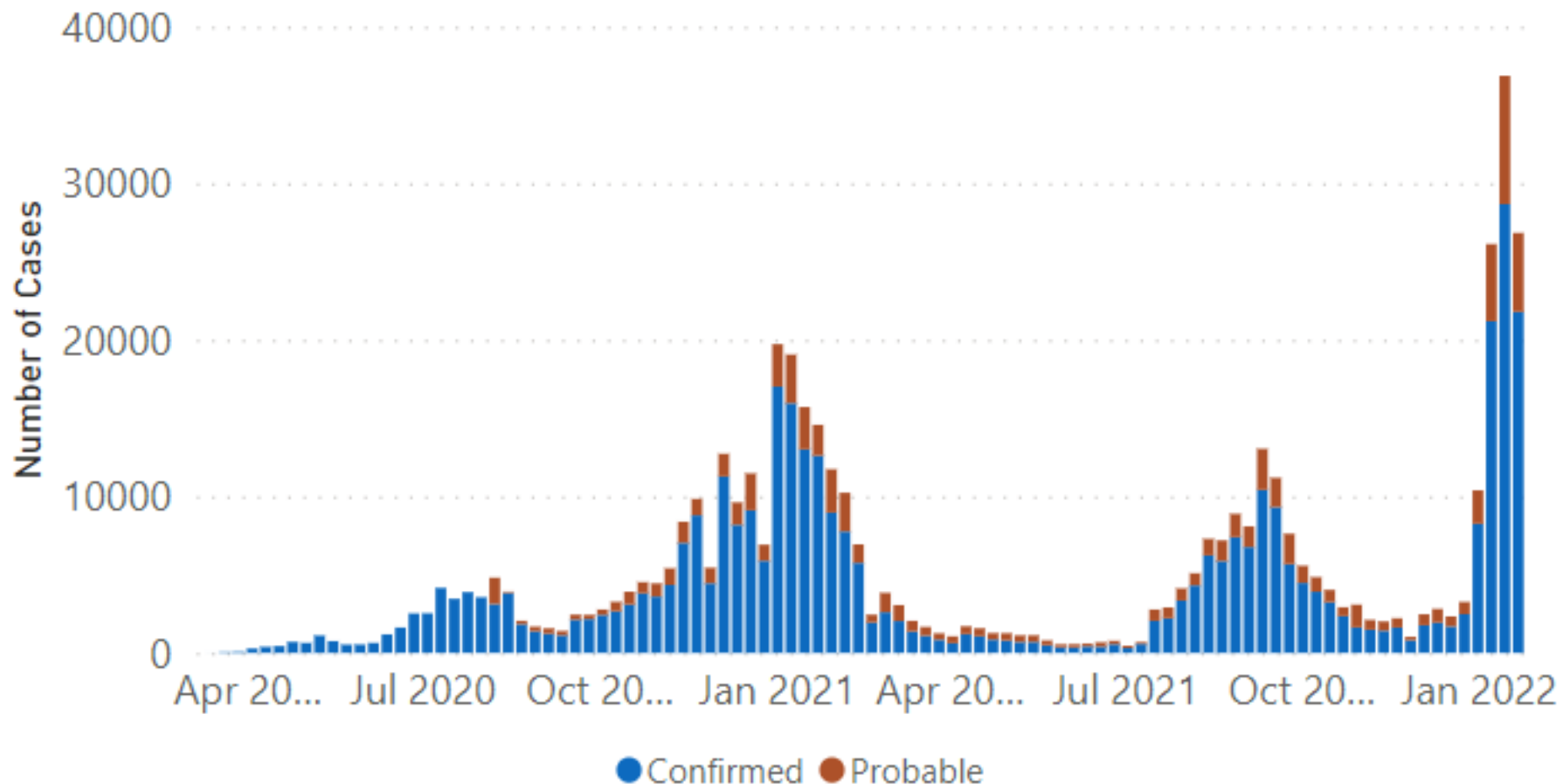
Tarrant County COVID-19 Statistics

Date Updated:
Friday, January 21, 2022

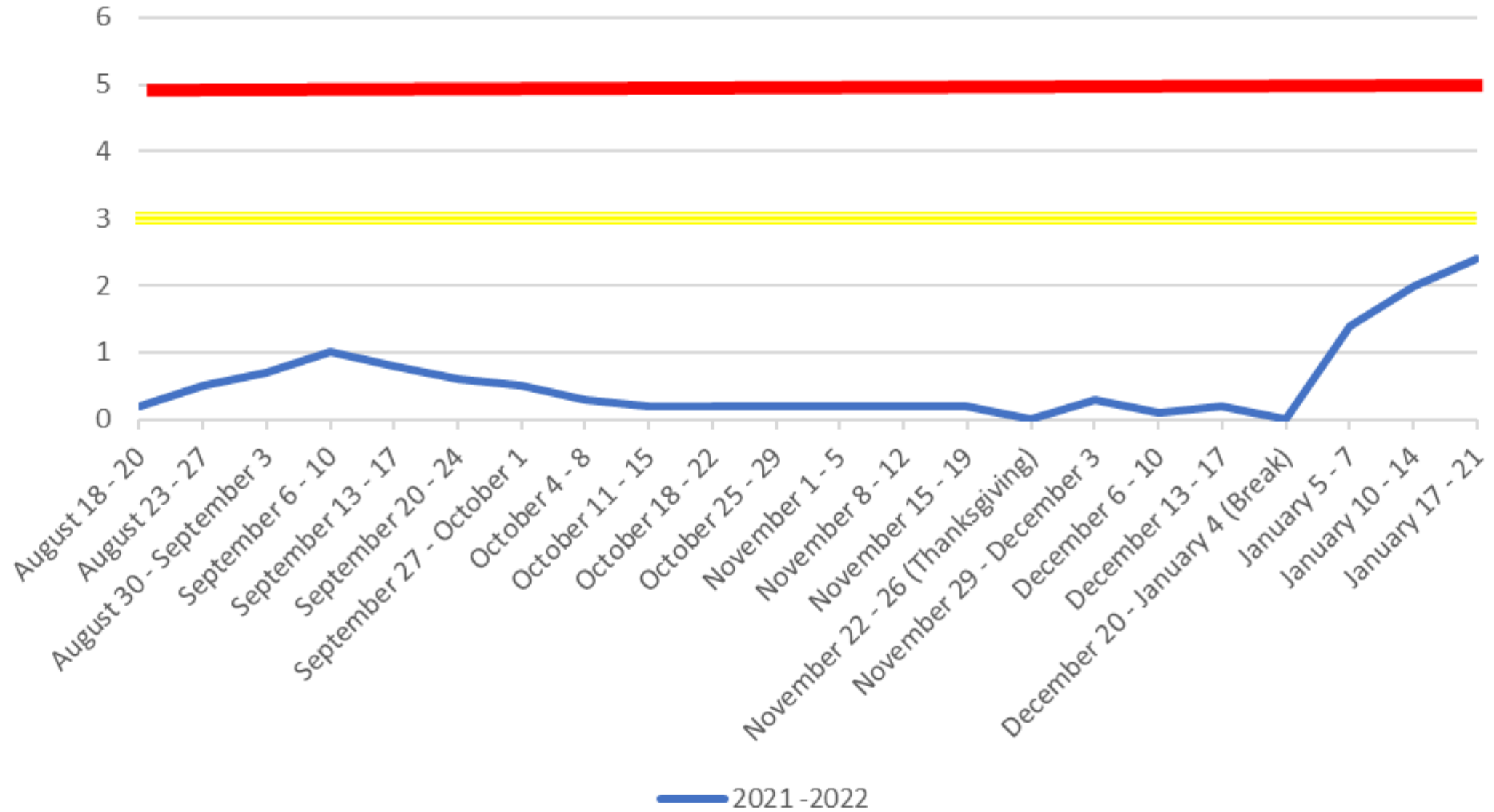
Total Cases

481,469

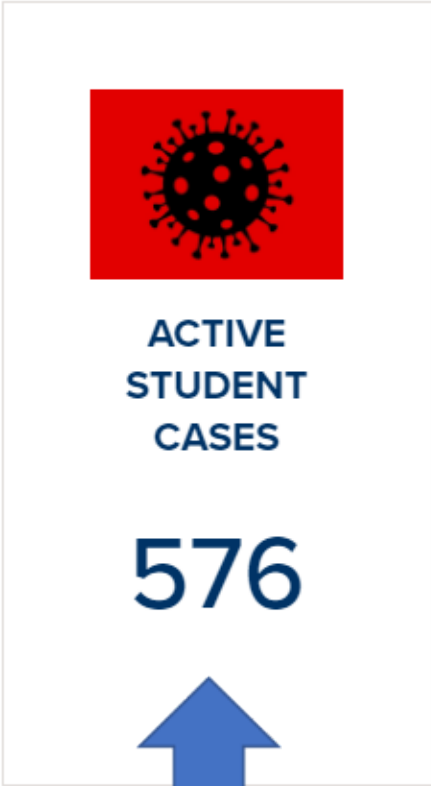
COVID-19 Newly Reported Cases by Week



District Percent of Student Positive Cases by Week



Mansfield ISD COVID-19 Cases Dashboard



1.6%




1.9%



COVID TIERED SYSTEM

MANSFIELD ISD MONITORS DISTRICT COVID-19 DATA DAILY. THIS DOCUMENT PROVIDES GUIDANCE FOR IMPLEMENTING MITIGATING STRATEGIES IF COMMUNICABLE DISEASE PERCENTAGES ELEVATE. MITIGATION STRATEGIES WILL BE IMPLEMENTED FOR A PERIOD OF TWO WEEKS IF PERCENTAGES ARE WITHIN THE YELLOW OR RED TIER. AT THE END OF THE TWO WEEK IMPLEMENTATION PERIOD, CAMPUSES WILL BE RE-EVALUATED TO DETERMINE CAMPUS OPERATIONS MOVING FORWARD.



COVID TIERED SYSTEM

MANSFIELD ISD MONITORS DISTRICT COVID-19 DATA DAILY. THIS DOCUMENT PROVIDES GUIDANCE FOR IMPLEMENTING MITIGATING STRATEGIES IF COMMUNICABLE DISEASE PERCENTAGES ELEVATE. MITIGATION STRATEGIES WILL BE IMPLEMENTED FOR A PERIOD OF TWO WEEKS IF PERCENTAGES ARE WITHIN THE YELLOW OR RED TIER. AT THE END OF THE TWO WEEK IMPLEMENTATION PERIOD, CAMPUSES WILL BE RE-EVALUATED TO DETERMINE CAMPUS OPERATIONS MOVING FORWARD.

GREEN

ACTIVE CAMPUS STUDENT CASES: BELOW 2%

*** ALL MISD COVID MITIGATION EFFORTS ARE IN PLACE. NO OTHER RESTRICTIONS.**

YELLOW

ACTIVE CAMPUS STUDENT CASES: 2-4.9%

*** ALL MISD COVID MITIGATION EFFORTS ARE IN PLACE.**

*** NO VISITORS/VOLUNTEERS ALLOWED.**

*** SUSPENDED INDOOR ASSEMBLIES AND UTILIZATION OF VISUAL MEETING TOOLS WHEN POSSIBLE TO AVOID GROUPING.**

*** STUDENT TRAVEL EVALUATED.**

RED

ACTIVE CAMPUS STUDENT CASES: 5% OR MORE

*** ALL MISD COVID MITIGATION EFFORTS ARE IN PLACE, YELLOW TIERED PROTOCOLS, AND:**

*** PLACED/CLASS OR SOCIAL DISTANCING IN CAFETERIA OR SELF-CONTAINED LUNCHES.**

*** ELEMENTARY-COHORTED RECESSES (STUDENTS WILL HAVE RECESS WITH THEIR INDIVIDUAL CLASS)**

MISD COVID MITIGATION EFFORTS:

- * MISD COVID DASHBOARD IS UPDATED EACH WEDNESDAY BY 8:00 AM. AN E-MAIL NOTIFICATION IS SENT TO ALL PARENTS/GUARDIANS WHEN THEIR CHILD IS IN A SHARED SPACE WITH A COVID POSITIVE INDIVIDUAL.
- * MASKS ARE OPTIONAL.
- * HAND SANITIZING STATIONS ARE AVAILABLE THROUGHOUT THE BUILDINGS.
- * BOTTLE FILLING STATIONS ARE AVAILABLE. BRING A REPLENISHABLE WATER BOTTLE TO SCHOOL.
- * BUSES ARE CLEANED REGULARLY.
- * HAND SANITIZING STATIONS ARE IN ALL SCHOOL BUSES FOR USE.
- * PLEEK/CLASS IS AVAILABLE UPON REQUEST.
- * RESTROOMS, HALLWAYS, AND OTHER COMMON AREAS CLEANED REGULARLY.
- * CUSTODIANS ARE ROUTINELY CLEANING BUILDINGS MONTHLY AND USING COVID ELECTROSTATIC SPRAYERS TO TREAT NECESSARY AREAS.

* MISD SUPPORTS MENTAL HEALTH AND WELL-BEING SERVICES FOR STUDENTS AND STAFF. CONTACT THE DISTRICT COUNSELOR FOR MORE INFORMATION.

COVID TIERED SYSTEM

MANSFIELD ISD MONITORS DISTRICT COVID-19 DAILY. THIS DOCUMENT PROVIDES GUIDANCE FOR IMPLEMENTING MITIGATION STRATEGIES IF COMMUNICABLE DISEASE PERCENTAGES RISE. MITIGATION STRATEGIES WILL BE IMPLEMENTED FOR A PERIOD OF TWO WEEKS IF PERCENTAGES ARE WITHIN THE YELLOW OR RED TIER. AT THE END OF THE TWO WEEK IMPLEMENTATION PERIOD, CAMPUSES WILL BE RE-EVALUATED TO DETERMINE CAMPUS OPERATIONS MOVING FORWARD.

GREEN

ACTIVE CAMPUS STUDENT CASES: BELOW 5%

*** ALL MISD COVID MITIGATION EFFORTS ARE IN PLACE. NO OTHER RESTRICTIONS.**

YELLOW

ACTIVE CAMPUS STUDENT CASES: 2-4.9%

*** ALL MISD COVID MITIGATION EFFORTS ARE IN PLACE.**
*** NO VISITORS/VOLUNTEERS ALLOWED.**
*** SUSPENDED INDOOR ASSEMBLIES AND UTILIZATION OF VISUAL MEETING TOOLS WHEN POSSIBLE TO AVOID GROUPING.**
*** STUDENT TRAVEL EVALUATED.**

RED

ACTIVE CAMPUS STUDENT CASES: 5% OR MORE

*** ALL MISD COVID MITIGATION EFFORTS ARE IN PLACE, YELLOW TIERED PROTOCOLS, AND:**
*** PLEXIGLASS OR SOCIAL DISTANCING IN CAFETERIA OR SELF-CONTAINED LUNCHES.**
*** ELEMENTARY-COHORTED RECESSES (STUDENTS WILL HAVE RECESS WITH THEIR INDIVIDUAL CLASS)**

MISD COVID MITIGATION EFFORTS:

- * MISD COVID DASHBOARD IS UPDATED EACH SCHOOL DAY AT 5PM. AN E-MAIL NOTIFICATION IS SENT TO ALL PARENTS/GUARDIANS WHEN THEIR CHILD IS IN A SHARED SPACE WITH A COVID POSITIVE INDIVIDUAL.
- * MASKS ARE OPTIONAL.
- * HAND SANITIZING STATIONS ARE AVAILABLE THROUGHOUT THE BUILDINGS.
- * BOTTLE FILLING STATIONS ARE AVAILABLE. BRING A REFILLABLE WATER BOTTLE TO SCHOOL.
- * BUSES ARE CLEANED REGULARLY.
- * HAND SANITIZING STATIONS ARE IN ALL SCHOOL BUSES FOR USE.
- * PLEXIGLASS IS AVAILABLE UPON REQUEST.
- * RESTROOMS, HANDRAILS, AND OTHER COMMON AREAS CLEANED REGULARLY.
- * CUSTODIANS ARE ROUTINELY CLEANING BUILDINGS NIGHTLY AND USING COVID ELECTROSTATIC SPRAYERS TO TREAT NECESSARY AREAS.

MISD COVID MITIGATION EFFORTS:

- * MISD COVID DASHBOARD IS UPDATED EACH SCHOOL DAY AT 5PM. AN E-MAIL NOTIFICATION IS SENT TO ALL PARENTS/GUARDIANS WHEN THEIR CHILD IS IN A SHARED SPACE WITH A COVID POSITIVE INDIVIDUAL.**
- * MASKS ARE OPTIONAL.**
- * HAND SANITIZING STATIONS ARE AVAILABLE THROUGHOUT THE BUILDINGS.**
- * BOTTLE FILLING STATIONS ARE AVAILABLE. BRING A REFILLABLE WATER BOTTLE TO SCHOOL.**
- * BUSES ARE CLEANED REGULARLY.**
- * HAND SANITIZING STATIONS ARE IN ALL SCHOOL BUSES FOR USE.**
- * PLEXIGLASS IS AVAILABLE UPON REQUEST.**
- * RESTROOMS, HANDRAILS, AND OTHER COMMON AREAS CLEANED REGULARLY.**
- * CUSTODIANS ARE ROUTINELY CLEANING BUILDINGS NIGHTLY AND USING COVID ELECTROSTATIC SPRAYERS TO TREAT NECESSARY AREAS.**

*** MISD CONTINUES TO MONITOR COVID-POSITIVE CASES AND COLLABORATES WITH OUR LOCAL HEALTH AUTHORITY ON NECESSARY CAMPUS, EXTRA-CURRICULAR, AND DISTRICT CLOSURES.**

Active Student Cases for a 2 Week Minimum

Below 3%

All MISD Covid mitigation efforts in place. No other restrictions.

3% to 4.99%

Green plus no visitors or volunteers allowed. Suspended indoor assemblies and utilization of virtual meeting tools when possible. Student travel evaluated.

5% or more

Green and Yellow plus plexiglass or social distancing in cafeteria or self-contained lunches. Elementary: Cohorted recesses (Students will have recess with their individual class.)

COVID TIERED SYSTEM
MANSFIELD ISD MONITORS DISTRICT COVID-19 DAILY. THIS DOCUMENT PROVIDES GUIDANCE FOR IMPLEMENTING MITIGATION STRATEGIES IF COMMUNICABLE DISEASE PERCENTAGES RISE. MITIGATION STRATEGIES WILL BE IMPLEMENTED FOR A PERIOD OF TWO WEEKS IF PERCENTAGES ARE WITHIN THE YELLOW OR RED TIER. AT THE END OF THE TWO WEEK IMPLEMENTATION PERIOD, CAMPUSES WILL BE EVALUATED TO DETERMINE CAMPUS OPERATIONS MOVING FORWARD.

GREEN
ACTIVE CAMPUS STUDENT CASES: BELOW 3%
*** ALL MISD COVID MITIGATION EFFORTS ARE IN PLACE. NO OTHER RESTRICTIONS.**

YELLOW
ACTIVE CAMPUS STUDENT CASES: 3-4.9%
*** ALL MISD COVID MITIGATION EFFORTS ARE IN PLACE.**
*** NO VISITORS/VOLUNTEERS ALLOWED.**
*** SUSPENDED INDOOR ASSEMBLIES AND UTILIZATION OF VIRTUAL MEETING TOOLS WHEN POSSIBLE TO AVOID GROUPING.**
*** STUDENT TRAVEL EVALUATED.**

RED
ACTIVE CAMPUS STUDENT CASES: 5% OR MORE
*** ALL MISD COVID MITIGATION EFFORTS ARE IN PLACE, YELLOW TIERED PROTOCOLS, AND:**
*** PLEXIGLASS OR SOCIAL DISTANCING IN CAFETERIA OR SELF-CONTAINED LUNCHES.**
*** ELEMENTARY- COHORTED RECESSES (STUDENTS WILL HAVE RECESS WITH THEIR INDIVIDUAL CLASS.)**

MISD COVID MITIGATION EFFORTS:
* MISD COVID DASHBOARD IS UPDATED EACH SCHOOL DAY AT 9AM. AN EMAIL NOTIFICATION IS SENT TO ALL PARENTS/GUARDIANS WHEN THEIR CHILD IS IN A SHARED SPACE WITH A COVID POSITIVE INDIVIDUAL.
* MASKS ARE OPTIONAL.
* HAND SANITIZING STATIONS ARE AVAILABLE THROUGHOUT THE BUILDINGS.
* BOTTLE FILLING STATIONS ARE AVAILABLE. BRING A RESEALABLE WATER BOTTLE TO SCHOOL.
* BUSES ARE CLEANED REGULARLY.
* HAND SANITIZING STATIONS ARE IN ALL SCHOOL BUSES FOR USE.
* PLEXIGLASS IS AVAILABLE UPON REQUEST.
* RESTROOMS, HALLWAYS, AND OTHER COMMON AREAS CLEANED REGULARLY.
* CUSTODIANS ARE ROUTINELY CLEANING BUILDINGS MONTHLY AND USING COVID ELECTROSTATIC SPRAYERS TO TREAT NECESSARY AREAS.
* MISD STRIVES TO MAINTAIN COVID-POSITIVE CASES TO 0% TO PROVIDE A SAFE AND HEALTHY ENVIRONMENT FOR ALL STUDENTS, EMPLOYEES, AND VISITORS TO OUR SCHOOLS.

DASHBOARD

Yesterday
Tier

- 42 – Green
- 6 – Yellow
- 0 – Red

Mansfield ISD COVID-19 Cases
STUDENT CASES
01/24/2022

ELEMENTARY SCHOOLS			
	Student Active Cases	Current %	Under Mitigation Until
Landrucko Academy for Early Learners	5	1.3%	
Anderson Prep Academy	6	1.7%	
Boren Elementary	18	5.0%	Feb. 7
Brockett Elementary	5	1.2%	Feb. 3
Brown Academy of Young Scholars	9	2.6%	Jan. 26
Cabaniss Academy of Young Scholars	7	0.4%	
Daulton Elementary	10	1.5%	
Davis Elementary	5	1.6%	Feb. 3
Gideon Elementary	7	2.0%	
Harmon Elementary	4	1.0%	Feb. 1
Holt Elementary	12	2.9%	
Jones Elementary	10	2.6%	Feb. 4
Miller Elementary	7	1.2%	Jan. 26
Morris Elementary	4	0.7%	
Nash Elementary	13	7.1%	Feb. 7
Neal Elementary	7	1.7%	Feb. 1
Norwood Elementary	9	1.6%	
Perry Elementary	13	3.0%	Feb. 3
Ponder Elementary	17	2.9%	Feb. 3
Reid Leadership Academy	8	1.7%	Feb. 26
Sheppard Elementary	5	1.3%	
Smith Elementary	24	4.1%	Feb. 1
Spencer Elementary	3	0.4%	
Tarver-Rendon School of Agricultural Leadership	9	1.6%	
Tipps Elementary	1	0.2%	
Totals	576	1.6%	

INTERMEDIATE SCHOOLS			
	Student Active Cases	%	Total COVID Cases (since Aug. 18)
Cross Timbers Intermediate	9	1.5%	Jan. 28
Della Icenhower Intermediate	11	1.5%	
Mary Lillard Intermediate	16	2.0%	
Asa E. Low, Jr. Intermediate	9	1.5%	
Alma Martinez Intermediate	12	1.5%	
Mary Orr Intermediate	10	1.5%	
Donna Shepard Intermediate	11	1.3%	
Totals	91	1.5%	94

MIDDLE SCHOOLS			
	Student Active Cases	%	Total COVID Cases (since Aug. 18)
James Coble Middle	11	1.2%	
T.A. Howard Middle	8	1.2%	
Linda Jobe Middle	17	1.9%	Jan. 28
Danny Jones Middle	12	1.6%	Jan. 27
Charlene McKinze Middle	22	3.0%	Feb. 4
Brooks Wastler Middle	14	1.8%	Feb. 3
Rogena Worley Middle	13	1.9%	Jan. 28
Werry Knight STEM	9	3.3%	Feb. 3
Totals	116	2.3%	123

HIGH SCHOOLS			
	Student Active Cases	%	Total COVID Cases (since Aug. 18)
Early College High School	4	1.5%	
Frontier STEM / Ben Barber	6	3.1%	Feb. 7
Lake Ridge High	39	1.5%	
Legacy High	35	1.4%	
Mansfield High	42	1.6%	Jan. 27
Summit High	29	1.5%	
The Phoenix Academy		0.0%	
Timberview High	24	1.2%	
Totals	219	1.6%	255

The COVID Mitigation Tiered Systems Diagram has been implemented with advisory levels in place if communicable disease student percentages increase. (NOTE: Advisory levels are only in effect for student cases.)
 GREEN = Active number of campus student cases is below 3%.
 YELLOW = Active number of campus student cases is at 3-4.9%.
 RED = Active number of campus student cases is 5% or more.

Yesterday
Tier of
Operations

- 27 – Green
- 19 – Yellow
- 3 – Red

DASHBOARD



Yesterday Tier

- 42 – Green
- 6 – Yellow
- 0 – Red

2	0.4%	
10	1.5%	
5	1.6%	Feb. 3
7	2.0%	
4	1.0%	Feb. 1

Yesterday Tier of Operations

- 27 – Green
- 18 – Yellow
- 3 – Red

DASHBOARD



Mansfield ISD COVID-19 Cases

01/25/2022

STUDENT CASES

ELEMENTARY SCHOOLS				
	Student Active Cases	Current %	Under Mitigation Until	Total COVID Cases (since Aug.18)
Jandrucko Academy for Early Learners	5	1.3%		38
Anderson Prep Academy	5	1.4%		39
Boren Elementary	13	2.2%	Feb. 2	70
Brockett Elementary	6	1.4%	Feb. 3	30
Brown Academy of Young Scholars	12	2.1%	Jan. 26	83
Cabaniss Academy of Young Scholars	4	0.7%		43
Daulton Elementary	10	1.5%		81
Davis Elementary	4	1.3%	Feb. 3	30
Gideon Elementary	7	2.0%		28
Harmon Elementary	4	1.0%	Feb. 1	47
Holt Elementary	13	3.1%		49
Jones Elementary	11	2.8%	Feb. 4	51
Miller Elementary	7	1.2%	Jan. 26	51
Norris Elementary	5	0.9%		61
Nash Elementary	10	1.6%	Feb. 2	74
Neal Elementary	7	1.7%	Feb. 1	56
Norwood Elementary	6	1.0%		87
Perry Elementary	11	2.6%	Feb. 3	55
Ponder Elementary	16	2.8%	Feb. 3	76
Reid Leadership Academy	4	0.8%	Jan. 26	66
Sheppard Elementary	5	1.1%		51
Smith Elementary	15	2.6%	Feb. 1	89
Spencer Elementary	5	0.7%		96
Tarver-Rendon School of Agricultural Leadership	9	1.6%		65
Tipps Elementary	2	0.4%		37
INTERMEDIATE SCHOOLS				
	Student Active Cases	%		Total COVID Cases (since Aug.18)
Cross Timbers Intermediate	8	1.4%	Jan. 28	89
Della Icenhower Intermediate	12	1.6%		106
Mary Lillard Intermediate	19	2.4%		119
Asa E. Low, Jr. Intermediate	9	1.5%		89
Sima Martinez Intermediate	11	1.4%		100
Mary Orr Intermediate	6	0.9%		95
Donna Shepard Intermediate	8	0.9%		94
MIDDLE SCHOOLS				
	Student Active Cases	%		Total COVID Cases (since Aug.18)
James Coble Middle	8	0.9%		84
T.A. Howard Middle	10	1.4%		104
Linda Jobe Middle	11	1.2%	Jan. 28	123
Danny Jones Middle	11	1.2%	Jan. 27	110
Charlene McKinze Middle	19	2.6%	Feb. 4	113
Brooks Wester Middle	12	1.6%	Feb. 3	118
Rogene Worley Middle	12	1.8%	Jan. 28	102
Lerry Knight STEM	5	1.8%	Feb. 3	39
HIGH SCHOOLS				
	Student Active Cases	%		Total COVID Cases (since Aug.18)
Early College High School	7	2.6%		20
Frontier STEM / Ben Barber	5	2.6%	Feb. 2	29
Lake Ridge High	38	1.5%		292
Legacy High	28	1.1%		278
Mansfield High	45	1.7%	Jan. 27	406
Summit High	26	1.3%		270
The Phoenix Academy	1	1.2%		7
Timberview High	24	1.2%		263
Totals	531	1.5%		4503

The COVID Mitigation Tiered Systems Diagram has been implemented with advisory levels in place if communicable disease student percentages increase. (NOTE: Advisory levels are only in effect for student cases.)
GREEN = Active number of campus student cases is below 3%.
YELLOW = Active number of campus student cases is at 3-4.9%.
RED = Active number of campus student cases is 5% or more.

**LATEST NEWS
AND UPDATES**






STAFF TESTING AS A CLOSE CONTACT



REQUIRED



**REDUCED TESTING FROM 10 DAYS TO 5
NOW TESTING DAY 1 & 5**



REQUIRED



YOU CAN NOW GET YOUR
COVID-19 TEST
AT VERNON NEWSOM STADIUM

Every Monday through Thursday
from 10am to 7pm

3700 East Broad Street • Mansfield, TX 76063

Testing sites are for patients experiencing symptoms or have had recent exposure to someone positive for COVID-19.

If you are experiencing symptoms, you are eligible to receive our COVID PLUS test that accurately distinguishes between COVID-19, FLU A/B or RSV (the common cold).

There is no out of pocket cost. GeneQ will bill your insurance or the Cares Act for the uninsured. Walk Up appointments are welcome or register in advance by scanning the QR code.



www.mycovidappointment.com

LOCAL TESTING OPPORTUNITIES



LOCAL TESTING OPPORTUNITIES



**RL ANDERSON
STADIUM**



STAFF TESTING



MANSFIELD ISD
HEALTH
services

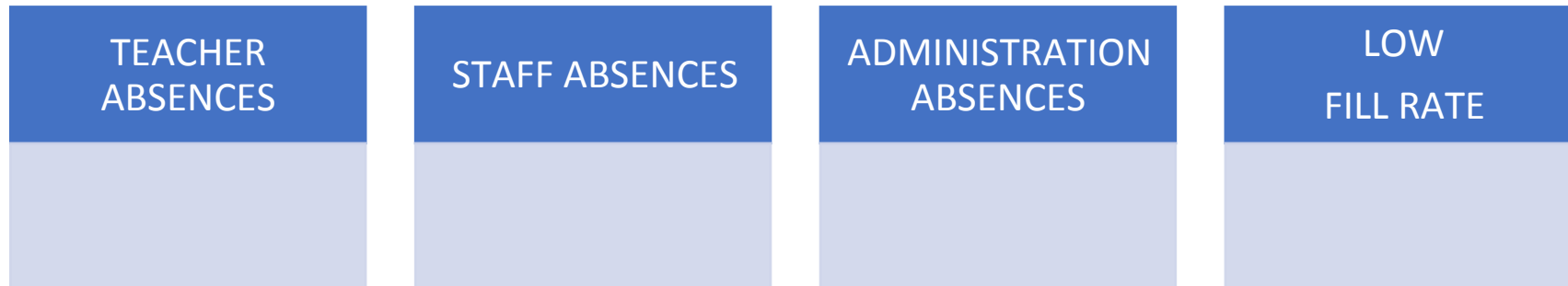
ON-SITE COVID-19 TESTING
FOR EMPLOYEES & STAFF



DISTRICT DATA REVIEW PROCESS

CLASS, CAMPUS OR DISTRICT PROCESS FOR REVIEW

WHAT FACTORS CAUSE STRESS ON CLASS, CAMPUS AND OR DISTRICT OPERATIONS



CLASS, CAMPUS OR DISTRICT PROCESS FOR REVIEW



CLASS, CAMPUS OR DISTRICT PROCESS FOR REVIEW

COMMITTEE REVIEW AND CONSIDERATIONS

- **CAMPUS TEACHER ABSENCES**
- **SUBSTITUTE FILL RATES**
- **TEACHER RETURN DATES**
- **STAFF ABSENCES**
- **ADMINISTRATION ABSENCES**
- **ARE CASES ISOLATED BY GRADE, AREA OF BUILDING, CAMPUS WIDE**
- **STUDENT CASES**
- **CAN ADDITIONAL ADMINISTRATION SUPPORT BE PROVIDED**
- **CAMPUS MORALE**
- **CAMPUS RECOMENDATION**



CLASS, CAMPUS OR DISTRICT PROCESS FOR REVIEW

POTENTIAL COMMITTEE RECOMENDATIONS

- CONTINUE TO MONITOR CAMPUS
- PROVIDE CAMPUS WITH ADDITIONAL ADMINISTRATIVE SUPPORT
- CLOSE AREA OF CAMPUS (WING OR GRADE)
- CLOSE CAMPUS
- CLOSE DISTRICT FOR WINDOW OF TIME





COVID-19 Board Update

[Questions/Comments](#)

DATE: January 25, 2022
TO: Dr. Kimberley Cantu
Superintendent
FROM: Dr. Jennifer Stoecker
Assistant Superintendent of Human Resource Services
RE: OVER 20 YEARS

NAME: Edwards, Ebony
ASSIGNMENT: 7th Grade ELA Teacher/James Coble MS
EXPERIENCE: 21 Years/3 with MISD
REASON: Resigning/Promotion in another district
EFFECTIVE DATE: January 28, 2022

NAME: Helixon, Kimberly
ASSIGNMENT: Math Teacher/Alternative Education Center
EXPERIENCE: 31 Years/3 with MISD
REASON: Retiring
EFFECTIVE DATE: December 17, 2021

NAME: Jamison, Evva
ASSIGNMENT: Art Teacher/Rogene Worley MS
EXPERIENCE: 20 Years/15 with MSD
REASON: Resigning/Relocating
EFFECTIVE DATE: January 28, 2022

NAME: Medina, Vilma
ASSIGNMENT: Spanish Teacher/Mansfield HS
EXPERIENCE: 21 Years/15 with MISD
REASON: Resigning/Health or family circumstances
EFFECTIVE DATE: December 17, 2021



**Board of School Trustees
Mansfield Independent School District**

TITLE: Human Resources Report

DATE: January 25, 2022

ACTION

BACKGROUND:

Human Resource Report contains certified/contractual new hires and promotions for the current school year as required by Board Policy DC (local).

CONSIDERATIONS:

- Approve the hiring of new contractual personnel, approve promotions of current certified/contractual personnel.
- Do not approve the hiring of new contractual personnel, do not approve promotions of current certified/contractual personnel.

RECOMMENDATION:

The Superintendent recommends approval of selected certified/contractual personnel and promotions.

If Board agrees, the motion would be:

“Approve new contractual personnel and approve promotions, as presented.”

DATE: January 25, 2022
TO: Dr. Kimberley Cantu
Superintendent
FROM: Dr. Jennifer Stoecker
Assistant Superintendent for Human Resource Services
RE: **NEW HIRES/TRANSFERS FOR BOARD APPROVAL**

**NEW-HIRES/
TRANSFERS:**

NAME:	Brannon, Marcus
ASSIGNMENT:	Executive Director of Middle Grades/C & I Dept.
EXPERIENCE:	14 Years
DEGREE:	Doctorate/Stephen F. Austin University
START DATE:	January 26, 2022

DATE: January 25, 2022

INTRODUCTIONS:

NAME: Martin, Amanda
ASSIGNMENT: Assistant Principal/Erma Nash ES
EXPERIENCE: 7 Years
DEGREE: Master's/Lamar University
START DATE: January 10, 2022

NAME: Swize, Georgie
ASSIGNMENT: Area Superintendent/C & I Dept.
EXPERIENCE: 23 Years
DEGREE: Doctorate/Dallas Baptist University
START DATE: January 3, 2022

Minutes: 12/14/2021 Regular Meeting 6:00 p.m.
Generated by: Julie Moye

1. Call to Order

The meeting was called to order at 6:00 p.m.

2. Roll Call

Board members present were: Michelle Newsom, Desiree Thomas, Randall Canedy, Keziah Farrar, Karen Marcucci and Warren Davis. Board members not present: Darrell Sneed.

3. Closed Session

1. Pursuant to Texas Government Code Section 551.074, to hear a complaint or charge against an officer or employee, or to deliberate the appointment, employment, evaluation, reassignment, duties, discipline or dismissal of a public officer or employee; 551.071, consultation with the Board's attorney; and 551.072, real property.

The Board adjourned to closed session at 6:00 p.m. After a brief recess, closed session began at 6:10 p.m.

4. Reconvene

1. Reconvene to Public

The Board of Trustees reconvened to open session at 7:10 p.m.

5. Meeting Opening

1. Prayer

The prayer was led by Randall Canedy.

2. Presentation of Colors by the Timberview High School JROTC

The Presentation of Colors was led by the Timberview High School JROTC.

3. Pledges

The pledges were led by Desiree Thomas.

6. District Recognition

1. Heartbeat Award Recipients

The district recognized the following employees for being named Heartbeat Recipients: Nick Frazier won the award for his impact on the district through his service at the Dr. Jim Vaszauskas Center for the Performing Arts. Jason Mutterer won the award for his service and impact to the Summit High School community.

7. Instructional Focus

1. District Improvement Plan 2021-2022 -- Brandon Johnson

The District Improvement Plan 2021-2022 was presented by Brandon Johnson, Area Superintendent.

8. Presentation

1. 2022-2023 Orchestra Update -- David Wright and Dr. Chuck Roe
The 2022-2023 Orchestra Update was presented by David Wright, Assistant Superintendent of Student Services and Campus Support, and Chuck Roe, Director of Fine Arts.
2. 2022-2023 District Calendar Recommendation -- David Wright
The 2022-2023 District Calendar Recommendation was presented by David Wright, Assistant Superintendent of Student Services and Campus Support.

9. Public Comments

1. The correct procedure for addressing the Board during Public Comments is as follows: Each speaker should address the Board from the podium microphone and state his or her name before speaking. All speakers will be limited to three minutes to make comments regarding items on the agenda. Copies of presentations should be made available to all trustees and the Superintendent. Board policy prohibits the discussion of complaints against district employees during an open forum.
J.R. Martinez asked the Board of Trustees to give their votes to him to be elected to the Tarrant Appraisal District Board of Directors. Gary Losada asked the Board to support him as a candidate for the Tarrant Appraisal District Board of Directors. Tony Pompa asked the Board to give their votes to him to be elected to the Tarrant Appraisal District Board of Directors.

10. Human Resources Report

1. Over 20 Years
Karen Marcucci recognized those employees retiring or leaving the district with 20 or more years serving in public education.
2. Board Approved New Hires
Randall Canedy made a motion to approve the Human Resources Report as presented. Warren Davis seconded. The motion carried 6-0.

11. Business Items Requiring Board Action

1. Consideration and Approval of Resolution #22-11 Electing the Central Appraisal District Board of Directors
Desiree Thomas made a motion to approve Resolution #22-11 electing the Central Appraisal District of Johnson County Board of Directors and for the Mansfield ISD to cast its 238 votes for Don Beason. Karen Marcucci seconded. The motion carried 6-0.
2. Consideration and Approval of Resolution #22-12 Electing the Tarrant Appraisal District Board of Directors
Desiree Thomas made a motion to approve Resolution #22-12 electing the Tarrant Appraisal District Board of Directors and to split the Mansfield ISD's 225 votes as follows: 90 votes for Rich Deotte, 10 votes for Jungus Jordan, 56 votes for J.R. Martinez and 41 votes for Kathryn Wilemon. Karen Marcucci seconded. The motion carried 5-1.

3. Consideration and Approval of Addendums 9 -12 to Add Design Consultant Services for the 2017 Bond Program and Beyond
Desiree Thomas made a motion to approve Addendums 9-12 to add design consultant services for the 2017 Bond Program and beyond. Karen Marcucci seconded. The motion carried 6-0.
 4. Consideration and Approval of Resolution #22-13 Convening the Local School Health Advisory Council
Karen Marcucci made a motion to approve Resolution #22-13 convening the local School Health Advisory Council. Randall Canedy seconded. The motion carried 6-0.
 5. Consideration and Approval of the First Reading of 118 (LOCAL) Policy Update
Desiree Thomas made a motion to approve the first reading of 118 (LOCAL) Policy Update. Keziah Farrar seconded. The motion carried 6-0.
 6. Consideration and Approval of 2022-2023 District Calendar
Randall Canedy made a motion to approve the 2022-2023 District Calendar. Warren Davis seconded. The motion carried 6-0.
 7. Consideration and Approval of Class-Size Waiver
Desiree Thomas made a motion to approve the class-size waiver. Keziah Farrar seconded. The motion carried 6-0.
 8. Consideration and Approval of the 11/16/2021 Regular Board Meeting Minutes
Warren Davis made a motion to approve the 11/16/2021 Regular Board Meeting Minutes. Desiree Thomas seconded. The motion carried 5-0 with Michelle Newsom abstaining.
 9. Consideration and Approval of the 11/15/2021 Called Board Meeting Minutes
Keziah Farrar made a motion to approve the 11/15/2021 Called Board Meeting Minutes. Karen Marcucci seconded. The motion carried 5-0 with Michelle Newsom abstaining.
12. Consent Agenda
The Consent Agenda passed 6-0.
1. Consideration and Approval of Bid Proposals
 2. Consideration and Approval of Budget Amendments
 3. Consideration and Approval of Deductive CO No. 1 to Pogue Construction Company, LP
 4. Consideration and Approval of the 2021-2022 District Improvement Plan
13. Superintendent's Report
Karen Marcucci pulled Item 13.9, MISD Committees Report, for discussion. There was no other action taken on this item or the other items below.
1. Disbursement Reports
 2. Financial Reports
 3. Investment Reports
 4. Property Tax Collection Report
 5. EC Accountability
 6. Enrollment Report
 7. Attendance Percentage Report

8. Approved Student Trips
9. MISD Committees Report
10. Facility Rental Revenue Report
11. Resignations
12. Resignation Reasons
13. Superintendent New Hires
14. 2017 Bond Program Report

14. Adjourn

1. Adjourn

The meeting was adjourned at 8:31 p.m.



**Board of School Trustees
Mansfield Independent School District**

TITLE: Consider Approval of
RESOLUTION #22-16 Addressing
Wage Payments for Employees During
Emergency Closings

DATE: January 25, 2022

ACTION

BACKGROUND:

The Board of Trustees determined that these payments serve a public purpose, retains sufficient control over the expenditures to ensure a public purpose is served, and are confident the District will receive a return benefit.

CONSIDERATIONS:

The Board, through its employment policies may specify the terms of District employment or delegate to the Superintendent the authority to determine the terms of employment with the district as authorized by Texas Education Code § 11.1513(c); and to expend funds of the District for purposes necessary in the conduct of the public schools as determined by the Board Texas Education Code § 45.105.

The Board acknowledges that during an emergency closing, many District employees are instructed not to physically report for work, and other employees may be called upon to provide emergency-related services.

RECOMMENDATION:

The Superintendent recommends approval of RESOLUTION #22-16 as presented.

RECOMMENDED MOTION:

If the Board desires to approve this action item, an appropriate motion would be:

“Move to approve the RESOLUTION #22-16 as presented.”

**RESOLUTION OF THE BOARD OF TRUSTEES OF
MANSFIELD INDEPENDENT SCHOOL DISTRICT
Resolution No.: 22-16**

WHEREAS, the Board of Trustees (the “Board”) of the Mansfield Independent School District (“Mansfield ISD” or “District”) is authorized by § 11.51 of the Texas Education Code (“TEC”) to govern and oversee the management of the public schools in the District; and

WHEREAS, Mansfield ISD endured a surge in positive COVID-19 cases among its students and staff during the 2021-2022 school year and, for the safety of all students and staff, closed school facilities and campuses to prevent the spread of COVID-19; and

WHEREAS, the vast majority of employees were directed to not come to work during closures and the Board believes there is a public purpose for paying employees for missed workdays that will not be made up; and

WHEREAS, the public purpose for payment of employees for the workdays missed would include increased morale, reduction of employee turnover, reducing the District’s exposure to possible unemployment or Fair Labor Standards Act claims, and equitable treatment of all employees.

NOW, THEREFORE, BE IT RESOLVED BY THE BOARD OF TRUSTEES OF THE MANSFIELD INDEPENDENT SCHOOL DISTRICT:

RESOLVED, the Board of Trustees finds that the public interest will be served by paying all employees who were idled due to the unexpected closure of the District due to a surge in COVID-19 positive cases for missed workdays that will not be made up.

RESOLVED, the Board authorizes and directs the Superintendent to pay all employees for a regular duty day pursuant to Mansfield ISD Board Policy for the unexpected closure of the District due to a surge in COVID-19 positive cases, including those employees who were idle and not working those days that will not be made up.

RESOLVED, the Board authorizes and directs the Superintendent, at the Superintendent’s discretion, to pay nonexempt employees who were required to work during the unexpected closure for dates of closure.

RESOLVED, the Board of Trustees hereby (1) determines that these payments serve a public purpose, (2) retains sufficient control over the expenditures to ensure a public purpose is served, and (3) is confident the District will receive a return benefit.

RESOLVED, this resolution only applies to those affected dates in the 2021-2022 school year that the District will not make up pursuant to District Policy. This resolution does not establish ongoing policy and Mansfield ISD is under no obligation to pay employees for any other days not worked.

PASSED AND APPROVED this 25th day of January 2022.

By: _____
Michelle Newsom, President of the Mansfield ISD Board of Trustees

Attest: _____
Randall Canedy, Board Secretary



**Board of School Trustees
Mansfield Independent School District**

TITLE: Consideration and Approval of Change
Order No. 1 to Lee Lewis Construction for the
Administration Complex Renovations

DATE: January 25, 2022

ACTION

BACKGROUND:

Under the MISD Design Manual, Guidelines and Procedures Section, the District has adopted a Request for Proposal (RFP) procedure for identifying change to the Construction Documents Scope of Work between a Construction Contractor, Architect/Engineer (A/E), Bond Program Supervisor (BPS) and MISD's designated representative. The intent of the RFP process is to document changes when they occur, validate the necessity of the change before it is implemented, obtain rapid cost and time proposals from the contractor, and jointly document a timely agreement on the change's cost and time impact in order to avoid higher cost claims by the Contractor. RFP's are administered at the lowest feasible working level. Delays in handling changes can result in Contractor delay claims for extended overhead costs and time delays.

Once RFP's have accumulated to an extent that an increase or decrease to the Contract Value. RFP's are consolidated into a formal Change Order for Approval to adjust the Contract Value. Change Order No. 1 to Lee Lewis Construction, Inc. submitted herewith includes the RFP for the roofing overlay.

CONSIDERATION:

The Award Value to Lee Lewis Construction, Inc. for the Administration Complex Renovations with the Approval of Change Order No. 1 will be \$883,417.00 further description and the RFP's change amounts are attached herewith.

Original Contract Amount:	\$ 779,617.00
Change Order No. 1:	\$ 103,800.00
Current Contract Amount:	\$ 883,417.00

RECOMMENDATION:

The Superintendent recommends that the Board approve Final Change Order No. 1 to Lee Lewis Construction, Inc. for the Administration Complex Renovations for \$103,800.00.

RECOMMENDED MOTION:

"Move to adopt the Final Change Order No. 1 to Lee Lewis Construction, Inc., in the amount of \$103,800.00 as presented."



AIA[®] Document G701[™] – 2017

Change Order

PROJECT: *(Name and address)*
Mansfield ISD
Administration Complex Renovations
1721-31-01

CONTRACT INFORMATION:
Contract For: General Construction
Date: July 27, 2021

CHANGE ORDER INFORMATION:
Change Order Number: 001
Date: January 5, 2022

OWNER: *(Name and address)*
Mansfield Independent School District
605 East Broad Street
Mansfield, Texas 76063

ARCHITECT: *(Name and address)*
Huckabee & Associates, Inc.
801 Cherry Street, Suite 500
Fort Worth, Texas 76102

CONTRACTOR: *(Name and address)*
Lee Lewis Construction, Inc.
17177 Preston Road, Suite 160
Dallas, Texas 75248

THE CONTRACT IS CHANGED AS FOLLOWS:

(Insert a detailed description of the change and, if applicable, attach or reference specific exhibits. Also include agreed upon adjustments attributable to executed Construction Change Directives.)

Replace roof at Administration Building 100 with Duro-Last Roof System

The original Guaranteed Maximum Price was	\$	779,617.00
The net change by previously authorized Change Orders	\$	0.00
The Guaranteed Maximum Price prior to this Change Order was	\$	779,617.00
The Guaranteed Maximum Price will be increased by this Change Order in the amount of	\$	103,800.00
The new Guaranteed Maximum Price including this Change Order will be	\$	883,417.00

The Contract Time will be unchanged by Zero (0) days.
The new date of Substantial Completion will be N/A

NOTE: This Change Order does not include adjustments to the Contract Sum or Guaranteed Maximum Price, or the Contract Time, that have been authorized by Construction Change Directive until the cost and time have been agreed upon by both the Owner and Contractor, in which case a Change Order is executed to supersede the Construction Change Directive.

NOT VALID UNTIL SIGNED BY THE ARCHITECT, CONTRACTOR AND OWNER.

Huckabee & Associates, Inc.

ARCHITECT *(Firm name)*

Lee Lewis Construction, Inc.

CONTRACTOR *(Firm name)*

Mansfield Independent School District

OWNER *(Firm name)*

-See attached digital signatures page-

SIGNATURE

-See attached digital signatures page-

SIGNATURE

SIGNATURE

Paul Thompson, AIA

PRINTED NAME AND TITLE

PRINTED NAME AND TITLE

PRINTED NAME AND TITLE

DATE

DATE

DATE

Digital Signatures Page

Paul Thompson

Digitally signed by Paul Thompson
DN: C=US,
E=pthompson@huckabee-inc.com,
O="Huckabee & Associates, Inc.",
OU=FW Office Director, CN=Paul
Thompson
Date: 2022.01.05 13:01:52-06'00'



Digitally signed by Ty Parsons
DN: C=US, E=tparsons@leelewis.com,
O="Lee Lewis Construction, Inc.",
OU=Dallas, CN=Ty Parsons
Location: LLC1 - Dallas
Reason: I am approving this document
Contact Info: tparsons@leelewis.com
Date: 2022.01.06 08:24:30-06'00'



12/14/2021

John Horsak
 Huckabee
 801 Cherry St. Suite 500
 Fort Worth, TX 76102
 Phone: (817) 229-6538

Re: Mansfield Administration Complex Renovations
 1721-31-01 Admin Reno LLCI RFP #004 Overlay Roof at Bldg 100

Dear Mr. Horsak:

Please find the enclosed quote for RFP#003. This scope results in a cost of \$103,800.00. This proposal is in response to an owner directive to provide and install a PVC overlay roof at building 100. At this time, LLCI is unable to determine whether or not this revised scope will impact the critical path of our construction schedule and therefore reserve the right to request additional days on the construction schedule.

Owner Contingency	<input type="checkbox"/>	
Construction Contingency	<input type="checkbox"/>	
Other	<input checked="" type="checkbox"/>	\$103,800.00

Please advise if we are to proceed with this additional scope.

Respectfully,
 Lee Lewis Construction, Inc.

Chase Parsons
 Project Manager

Cc: Ty Parsons

Chase Parsons

LLCI Signature 12/14/2021 Date	Huckabee Signature Date	MISD Signature Date
17177 Preston Road Suite 160 Dallas, Texas 75248 972/818-0700 FAX 972/818-0706	7810 Orlando Avenue P.O. Box 65197 Lubbock, Texas 79464 806/797-8400 FAX 806/797-8492	9020 N Capital of Texas Hwy Building #1, Suite 330 Austin, Texas 78759 512-369-3921 FAX 512/369-3928

PRIME SOURCE CONSTRUCTION

147 Ranchway Dr. Burleson, TX 76028 817-426-5000 FAX 817-426-5007

October 12, 2021

Lee Lewis Construction, Inc.
17177 Preston Road
Suite 160
Dallas, TX 75248

ROOFING PROPOSAL

We are pleased to submit this proposal for installing a new roof at the Administration Building 100 located at 650 East Broad Street Mansfield, TX 76063 for Mansfield ISD. This proposal includes both labor and materials for the installation of a new Duro-Last Roof System as described below. This proposal is limited to the areas highlighted in red below and excludes the area highlighted in yellow. (Approximately 14,800 square feet.)



WORK INCLUDES

1. Remove any foreign materials and/or debris from existing roof.
2. Remove loose pea gravel from roof top.
3. Mechanically fasten new gypsum cover board over existing built-up roof.
4. Mechanically fasten new 50 mil white PVC roof system over cover board.
5. Cover all parapet walls with 50 mil white PVC. Encapsulate parapet walls where applicable.
6. Terminate roof system with 6" 2-piece edge metal where applicable. (Color to be chosen by owner from standard Duro-Last color chart.)
7. Terminate roof system at high/low walls with standard termination bar under existing counter flashings.
8. Remove 4"x4" wood blocking at conduit lines and install Miro Industries 1.5 Pillow Block Rooftop Pipe Supports.
9. Existing collector heads and downspouts to remain.
10. Raise and reset all A/C units as necessary for proper installation.
11. Install walk pads at all A/C units, ship ladders and roof hatches.
12. Install all related manufacturer required accessories including: vents, stacks, flashings, curbs, scuppers, edging, drains, etc.
13. Clean up and properly dispose of all roofing related debris in GC provided dumpster.
14. Provide for a Manufacturer's inspection and acceptance of all completed work by a Factory Quality Assurance Inspector.
15. Furnish Owner with a standard 20 Year NDL Warranty. Furnish Owner with a 5 Year Prime Source Workmanship Guarantee including accidental punctures for 5 years.

EXCLUSIONS

1. Any structural deficiencies and/or conditions.
2. Plumbing, electrical, and mechanical work.
3. Work not specified in line items above.

TOTAL VALUE OF ROOFING WORK AS OUTLINED ABOVE:

\$ 103,800.00

Price Breakdown

Labor	\$ 36,631.64
Materials	\$ 53,532.00
<u>Equipment</u>	<u>\$ 4,200.00</u>
Total	\$ 94,363.64
+ OH&P	\$ 9,436.36
Grand Total	\$103,800.00



**Board of School Trustees
Mansfield Independent School District**

TITLE: Consideration and Approval of Deductive Change
Order No. 2 to Lee Lewis Construction, Inc. for Cross
Timbers Intermediate School and Phoenix Academy
Renovations

DATE: January 25, 2022

ACTION

BACKGROUND:

Under the MISD Design Manual, Guidelines and Procedures Section, the District has adopted a Request for Proposal (RFP) procedure for identifying change to the Construction Documents Scope of Work between a Construction Contractor, Architect/Engineer (A/E), Bond Program Supervisor (BPS) and MISD’s designated representative. The intent of the RFP process is to document changes when they occur, validate the necessity of the change before it is implemented, obtain rapid cost and time proposals from the contractor, and jointly document a timely agreement on the change’s cost and time impact in order to avoid higher cost claims by the Contractor. RFP’s are administered at the lowest feasible working level. Delays in handling changes can result in Contractor delay claims for extended overhead costs and time delays.

Once a Guaranteed Maximum Price construction is completed, there is a final audit of the overall project cost; including the buy- out savings and the cumulative value of RFPs from the Owners and Contractors contingencies. All remaining funds will be credited back to the owner. Change Order No. 2 is a deductive adjustments negotiated with the Contractor for insurance costs and fees.

CONSIDERATION:

The GMP Award Value to Lee Lewis Construction, Inc. for the Cross Timbers Intermediate School and Phoenix Academy Renovations was \$3,146,419.00. Then, we had Deductive Change Order No. 1 of (\$158,420.77) which decreased the GMP for this project to \$2,987,998.23. With the approval of Deductive Change Order No. 2 for \$3,114.28, the final contract amount is now \$2,984,883.95. A further description, RFP change amounts and the Audit Deduction are attached herewith.

With the approval of this change order, the Cross Timbers Intermediate School and Phoenix Academy Renovations contract status will be as follows:

Original Contract Amount:	\$ 3,146,419.00
Change Order No. 1	\$ (158,420.77)
Change Order No. 2:	<u>\$ (3,114.28)</u>
Final Contract Amount:	\$ 2,984,883.95

RECOMMENDATION:

The Superintendent recommends that the Board approve Deductive Change Order No. 2 to Lee Lewis Construction, Inc. for the Cross Timbers Intermediate School and Phoenix Academy Renovations.

RECOMMENDED MOTION:

“Move to adopt the Deductive Change Order No. 2 to Lee Lewis Construction, Inc. for the Cross Timbers Intermediate School and Phoenix Academy Renovations.”



AIA[®]

Document G701™ – 2017

Change Order

PROJECT: *(Name and address)*
Mansfield ISD
Cross Timbers IS and Phoenix Academy

CONTRACT INFORMATION:
Contract For: General Construction
Date: June 28, 2018

CHANGE ORDER INFORMATION:
Change Order Number: 002
Date: January 6, 2022

OWNER: *(Name and address)*
Mansfield Independent School District
605 East Broad Street
Mansfield, Texas 76063

ARCHITECT: *(Name and address)*
Huckabee & Associates, Inc.
801 Cherry Street, Suite 500
Fort Worth, Texas 76102

CONTRACTOR: *(Name and address)*
Lee Lewis Construction, Inc.
17177 Preston Road, Suite 160
Dallas, Texas 75248

THE CONTRACT IS CHANGED AS FOLLOWS:

(Insert a detailed description of the change and, if applicable, attach or reference specific exhibits. Also include agreed upon adjustments attributable to executed Construction Change Directives.)

Project Reconciliation - Return of unused funds to the Owner

The original Guaranteed Maximum Price was	\$	<u>3,146,419.00</u>
The net change by previously authorized Change Orders	\$	<u>-158,420.77</u>
The Guaranteed Maximum Price prior to this Change Order was	\$	<u>2,987,998.23</u>
The Guaranteed Maximum Price will be decreased by this Change Order in the amount of	\$	<u>3,114.28</u>
The new Guaranteed Maximum Price including this Change Order will be	\$	<u>2,984,883.95</u>

The Contract Time will be unchanged by Zero (0) days.
The new date of Substantial Completion will be not applicable.

NOTE: This Change Order does not include adjustments to the Contract Sum or Guaranteed Maximum Price, or the Contract Time, that have been authorized by Construction Change Directive until the cost and time have been agreed upon by both the Owner and Contractor, in which case a Change Order is executed to supersede the Construction Change Directive.

NOT VALID UNTIL SIGNED BY THE ARCHITECT, CONTRACTOR AND OWNER.

Huckabee & Associates, Inc.
ARCHITECT *(Firm name)*

Lee Lewis Construction, Inc.
CONTRACTOR *(Firm name)*

Mansfield Independent School District
OWNER *(Firm name)*

-See attached digital signatures page-
SIGNATURE

-See attached digital signatures page-
SIGNATURE

SIGNATURE

Paul Thompson, AIA
PRINTED NAME AND TITLE

Ty Parsons, VP of Construction
PRINTED NAME AND TITLE

PRINTED NAME AND TITLE

DATE

DATE

DATE

Digital Signatures Page

Paul Thompson

Digitally signed by Paul Thompson
DN: C=US,
E=pthompson@huckabee-inc.com,
O="Huckabee & Associates, Inc.",
OU=FW Office Director, CN=Paul
Thompson
Date: 2022.01.07 12:38:02-06'00'



Digitally signed by Ty Parsons
DN: C=US, E=tparsons@leelewis.com,
O="Lee Lewis Construction, Inc.",
OU=Dallas, CN=Ty Parsons
Location: LLC1 - Dallas
Reason: I am approving this document
Contact Info: tparsons@leelewis.com
Date: 2022.01.10 15:48:45-06'00'



Cross Timbers Intermediate & Phoenix Academy
Mansfield, Texas
12/21/2021

FINAL ACCOUNTING RECONCILIATION

Schedule: **3 months**

Phase	Description	Sub	Total	Sub/Supplier	BOUGHT FOR	DIFFERENCE	\$/sqft	Cross Timbers	Phoenix
	General Conditions	328,069	328,069	328,069	344,346	(16,277.22)	2.91	147,631	180,438
1050	Temp Construction	55,729	55,729	55,729	65,421	(9,692.15)	0.49	21,105	34,624
	Daily Clean Up	25,980	25,980	25,980	29,986	(4,005.65)	0.23	19,563	6,417
	Final Clean	7,598	7,598	7,598	2,992	4,606.71	0.07	2,867	4,731
	Dumpsters	17,537	17,537	17,537	10,249	7,287.96	0.16	6,562	10,974
1051	Survey	11,620	11,620	11,620	21,400	(9,780.00)	0.10	4,308	7,312
	Building Permit	By Owner	0	By Owner	-	-	-	-	-
	Testing Services	By Owner	0	By Owner	-	-	-	-	-
			0		-	-	-	-	-
			0		-	-	-	-	-
DIV 2	DEMOLITION			49,622					
2050	DEMOLITION	49,622	49,622	Liberty	29,000	\$20,622.00	0.44	25,502	24,120
2070	Selective Demolition			LL Construction	11,500	-\$11,500.00	-	-	-
2075	Concrete Removal			Penhall	5,151	-\$5,151.00	-	-	-
DIV 3	CONCRETE			255,456					
3300	CONCRETE	255,456	255,456	Sizelove	191,633	63,823.00	2.27	137,299	118,157
2110	Power Wash Parking Lots			LL Construction	2,000	(2,000.00)	-	-	-
DIV 4	MASONRY			219,614					
4200	MASONRY	219,614	219,614	Artisan	205,073	14,541.00	1.95	132,517	87,097
	Flashing	w/ masonry	0	w/ masonry	-	-	-	-	-
	Rigid Insulation	w/ masonry	0	w/ masonry	-	-	-	-	-
	Rebar	w/ masonry	0	w/ masonry	-	-	-	-	-
			0		-	-	-	-	-
DIV 5	METALS			330,655					
5050	Shear Studs & Metal Fasteners			Invoiced	606	(606.20)	-	-	-
5100	STEEL	273,675	273,675	GMS	265,456	8,219.50	2.43	176,413	97,262
	Erection	w/ steel	0	w/ steel	-	-	-	-	-
5500	Misc Steel	18,740	18,740	LL Construction	18,740	-	0.17	11,244	7,496
5520	DECORATIVE RAILINGS	38,240	38,240	Corporeal	23,000	15,240.00	0.34	-	38,240
			0		-	-	-	-	-
DIV 6	WOODS & PLASTICS			63,850					
6100	ROUGH CARPENTRY	47,470	47,470	LL Construction	47,470	-	0.42	14,780	32,690
6200	FINISH CARPENTRY	16,380	16,380	Hayes	16,890	(509.97)	0.15	-	16,380
			0		-	-	-	-	-
DIV 7	THERMAL & MOISTURE PROTECTION			647,015					
7100	WATERPROOFING	18,300	18,300	Alphapex	18,379	(79.33)	0.16	8,100	10,200
7500	ROOFING	604,187	604,187	Prime	573,350	30,837.00	5.36	56,400	547,787
7420	METAL PANELS	17,678	17,678	Comp Panel Tec	17,678	-	0.16	-	17,678
7910	EXPANSION JOINTS	6,850	6,850	LL Construction	6,850	-	0.06	4,230	2,620
7270	Firestopping			Lowes	42	(42.47)	-	-	-
7920	Misc Sealants & Caulking			LL Construction	8,000	(8,000.00)	-	-	-
DIV 8	DOORS & WINDOWS			152,673					
8700	DOOR FRAMES HARDWARE		67,936	Thornton	74,480	(6,543.50)	0.60	67,936	0
	Thornton CO #03 to Expedite Replacement Locks				1,257	(1,257.00)	-	-	-
8100	PHX Door Frames Hardware			Hallgren Comp	36,662	(36,662.00)	-	-	-
	New Door Allowance	w/ doors	25,000	Spent with Above	25,000	-	0.22	25,000	-
8770	Door/Hardware Handling, Storing, Etc.			LL Construction	3,000	(3,000.00)	-	-	-
8305	Access Doors	3,850	3,850	LL Construction	3,850	-	0.03	2,310	1,540
8330	OVERHEAD DOORS	5,918	5,918	OHD of Dallas	5,467	451.00	0.05	-	5,918
8800	GLASS AND GLAZING	49,969	49,969	Sunbelt	48,750	1,219.00	0.44	9,738	40,232
			0		-	-	-	-	-
DIV 9	FINISHES			153,149					
9200	PLASTER	14,876	14,876	Wigley	14,876	-	0.13	14,876	0
9250	DRYWALL	66,641	66,641	Moris/BRK	74,727	(8,086.42)	0.59	50,599	16,042
9650	RESILIENT FLOORING	8,632	8,632	One Source	7,432	1,200.00	0.08	0	8,632
9780	Floor Treatment			LL Construction	2,500	(2,500.00)	-	-	-
1851	Floor Protection/Floor Audit			LL Construction	5,000	(5,000.00)	-	-	-
9900	PAINTING	63,000	63,000	American	15,909	47,091.00	0.56	50,020	12,980
	RFP #04 - Cross Timbers Painting Scope Deletion/Credit to				50,020	(50,020.00)	-	-	-
DIV 10	SPECIALTIES			12,676					
10400	SPECIALTIES	12,676	12,676	Router Rm	10,618	2,057.90	0.11	10,425	2,251
1856	Misc Equipment Install			LL Construction	2,500	(2,500.00)	-	-	-
DIV 21	FIRE SUPPRESSION			10,540					
15300	FIRE SUPPRESSION	10,540	10,540	Johnson Controls	6,917	3,623.00	0.09	0	10,540
			0		-	-	-	-	-
DIV 23	MECHANICAL			328,221					
15400	HVAC & Plumbing	444,046	328,221	3D Mech	148,801	179,419.77	2.91	0	328,221
15990	Test and Balance	w/ hvac	0	Campos Enginee	1,000	(1,000.00)	-	-	-
15950	Controls	w/ hvac	0	Enviromatics	175,296	(175,296.00)	-	-	-
			0		-	-	-	-	-
DIV 26	ELECTRICAL			78,197					
16500	ELECTRICAL	78,197	78,197	Intex	76,290	1,907.00	0.69	28,476	49,721
1866	Wall Coring/Sleeving			LL Construction	1,500	(1,500.00)	-	-	-
DIV 27	COMMUNICATIONS			16,501					
16700	COMMUNICATIONS	16,501	16,501	FSG	15,411	1,090.00	0.15	0	16,501
16740	Voice & Data Systems			Quality Sound	1,090	(1,090.00)	-	-	-
DIV 28	LIFE SAFETY & SECURITY			15,054					
28A	FIRE ALARM	none	0	none	-	-	-	0	0
16720	SECURITY SYSTEM	15,054	15,054	Electa Link	15,054	-	0.13	3,248	11,806
	Relocate Intercom for Temp Use				1,139	(1,138.66)	-	-	-

Phase	Description	Sub	Total	Sub/Supplier		\$/sqft	Cross Timbers	Phoenix
DIV 31	EARTHWORK		0	61,622		-		
2200	EARTHWORK	61,272	61,272	Loudermilk Exc	14,900	46,372.00	0.54	17,395
2280	TERMITE CONTROL	350	350	Pest Force	700	(350.00)	0.00	175
1824	Spoils Removal		0	LL Construction	18,850	(18,850.00)	-	
DIV 32	EXTERIOR IMPROVEMENTS		0	32,300		-		
2900	LANDSCAPING	32,300	32,300	Southwest Land	20,610	11,690.00	0.29	15,200
1823	Landscape Restoration		0	LL Construction	20,000	(20,000.00)	-	
DIV 33	UTILITIES		0	29,745		-		
2700	UTILITIES	29,745	29,745	Fire Line	27,244	2,501.00	0.26	16,457
			0			-		
	SUBTOTAL	2,926,312	2,903,423	2,903,423	2,842,061	61,361.27	25.76	1,080,374
								1,823,049

Builder's Risk Insurance	months	3,743	3,743	3,743	-	0.03	1,393	2,350
General Liability Insurance		26,711	26,711	26,711	-	0.24	9,939	16,772
Umbrella Liability Insurance		17,421	17,421	17,421	-	0.15	6,482	10,938
Owner's Protective Liability Ins.		2,323	2,323	2,323	-	0.02	864	1,458
Pollution Policy		1,887	1,887	1,887	-	0.02	702	1,185
Owner Contingency		29,034	29,034		(52,262.00)	0.26	10,804	18,230
GC Contingency		58,068	58,068		12,900.00	0.52	21,607	36,461
Subtotal		3,042,611				26.99	1,132,167	1,910,444
AGC Fee		2,702		2,702	-		1,005	1,697
Fee		68,459		68,459	-	0.61	25,474	42,985
Total Estimate w/o Bond		3,113,771				27.63	1,158,646	1,955,125
Payment and Performance Bond		32,648		33,348	(700.49)		12,148	20,499.25
Total GMP		3,146,419					7,925.35	13,373.42

TOTAL BUY OUT SAVINGS TO BE RETURNED								
TOTAL OWNER CONTINGENCY TO BE RETURNED					80,796.00		45,084.00	35,712.00
TOTAL CM CONTINGENCY TO BE RETURNED					45,168.00		21,607.00	23,561.00

	FINAL RECONCILIATION TOTAL							
	RETURN FROM GMP TO MSD		(147,262.77)				(74,616.35)	(72,646.42)
	CHANGE ORDER #01 FROM 08/10/2020		(158,420.77)				(78,766.40)	(79,654.37)
	COST OF WORK FINAL RECONCILIATION		11,158.00				4,150.05	7,007.95

	GMP	ACTUAL	REFUND AMOUNT	CROSS TIMBER	PHX ACADEMY
Cost of Work plus Gen Conditions	3,146,419	2,999,156		1,096,177.65	1,902,978.58

INSURANCE

Builders Risk	0.1190%	\$ 3,743.33	\$ 3,568.13	\$ 175.20	\$ 64.03	\$ 111.17
General Liability	0.8489%	\$ 26,711.49	\$ 25,461.30	\$ 1,250.19	\$ 456.94	\$ 793.25
Umbrella Liability	0.5537%	\$ 17,420.54	\$ 16,605.20	\$ 815.34	\$ 298.00	\$ 517.34
OPL	0.0738%	\$ 2,322.74	\$ 2,214.03	\$ 108.71	\$ 39.73	\$ 68.98
Pollution	0.0600%	\$ 1,887.22	\$ 1,798.90	\$ 88.33	\$ 32.28	\$ 56.04
TOTAL INSURANCE		\$ 52,085.32	\$ 49,647.56	\$ 2,437.76	\$ 890.99	\$ 1,546.77

FEE

Gen Conditions	\$ 3,146,418.81	\$ 2,999,156.04			
Less General Conditions	\$ 328,069.00	\$ 344,346.04			
Cost of Work less Gen Conditions	\$ 2,818,349.81	\$ 2,654,810.00			
		\$ 2,654,810.00			
		2.25%			
TOTAL FEE	\$ 68,458.74	\$ 59,733.22	\$ 8,725.51	\$ 3,246.80	\$ 5,478.72

BOND

STANDARD	BOND CALCULATION TABLE / 1988 RATES (REVISED 3-9-86)				
\$2,998,756	1	0.0250	74969	2500	2500
	1	0.0150	43481	6000	6000
	1	0.0100	24988	20000	20000
	0	0.0075	3741	3741	3741
	0	0.0070	-14009	-14009	0
	0	0.0085	-29258	0	0
\$32,241	TOTAL BOND PREMIUM			18232	32241

	\$ 32,648.00	\$ 32,241.00	\$ 407.00	\$ 151.45	\$ 255.55
--	--------------	--------------	-----------	-----------	-----------

AGC FEES

CREDIT BACK IN FULL

	2,702	-	2,702.00	\$ 1,005.42	\$ 1,696.58
TOTAL REFUND FOR INSURANCE, FEE, BOND, AND AGC FEES			14,272.28	5,294.66	8,977.62

	GMP	CROSS TIMBER	PHX ACADEMY
FINAL DISTRICT PO VALUES	2,984,883.95	1,090,882.99	1,894,000.96



**Board of School Trustees
Mansfield Independent School District**

TITLE: Consideration and Approval of Deductive Change
Order No. 2 to Lee Lewis Construction, Inc. for Summit
High School Renovations and Multi-Purpose Activity
Center

DATE: January 25, 2022

ACTION

BACKGROUND:

Under the MISD Design Manual, Guidelines and Procedures Section, the District has adopted a Request for Proposal (RFP) procedure for identifying change to the Construction Documents Scope of Work between a Construction Contractor, Architect/Engineer (A/E), Bond Program Supervisor (BPS) and MISD’s designated representative. The intent of the RFP process is to document changes when they occur, validate the necessity of the change before it is implemented, obtain rapid cost and time proposals from the contractor, and jointly document a timely agreement on the change’s cost and time impact in order to avoid higher cost claims by the Contractor. RFP’s are administered at the lowest feasible working level. Delays in handling changes can result in Contractor delay claims for extended overhead costs and time delays.

Once a Guaranteed Maximum Price construction is completed, there is a final audit of the overall project cost; including the buy- out savings and the cumulative value of RFPs from the Owners and Contractors contingencies. All remaining funds will be credited back to the owner. Change Order No. 2 is a deductive adjustments negotiated with the Contractor.

CONSIDERATION:

The GMP Award Value to Lee Lewis Construction, Inc. for the Summit High School Renovations and Multi-Purpose Activity Center was \$23,927,928.00. Then, we had Change Order No. 1 of \$349,585.00 for the additional scope of baseball and softball bleachers which increased the GMP for this project to \$24,277,513.00. With the approval of Deductive Change Order No. 2 for \$431,223.29, the final contract amount is now \$23,846,289.71. A further description, RFP change amounts and the Audit Deduction are attached herewith.

With the approval of this change order, the Summit High School Renovations and Multi-Purpose Activity Center contract status will be as follows:

Original Contract Amount:	\$ 23,927,928.00
Change Order No. 1	\$ 349,585.00
Change Order No. 2:	<u>\$ (431,223.29)</u>
Final Contract Amount:	\$ 23,846,289.71

RECOMMENDATION:

The Superintendent recommends that the Board approve Deductive Change Order No. 2 to Lee Lewis Construction, Inc. for the Summit High School Renovations and Multi-Purpose Activity Center.

RECOMMENDED MOTION:

“Move to adopt the Deductive Change Order No. 2 to Lee Lewis Construction, Inc. for the Summit High School Renovations and Multi-Purpose Activity Center.”



AIA® Document G701™ – 2017

Change Order

PROJECT: *(Name and address)*
Summit High School Renovations and
Mutli-Purpose Activity Center
Arlington, Texas

CONTRACT INFORMATION:
Contract For: General Construction

Date: September 26, 2017

CHANGE ORDER INFORMATION:
Change Order Number: 002

Date: January 12, 2022

OWNER: *(Name and address)*
Mansfield Independent School District
605 East Broad Street
Mansfield, Texas 76063

ARCHITECT: *(Name and address)*
Huckabee & Associates, Inc.
801 Cherry Street, Suite 500
Fort Worth, Texas 76102

CONTRACTOR: *(Name and address)*
Lee Lewis Construction, Inc.
17177 Preston Road, Suite 160
Dallas, Texas 75248

THE CONTRACT IS CHANGED AS FOLLOWS:

(Insert a detailed description of the change and, if applicable, attach or reference specific exhibits. Also include agreed upon adjustments attributable to executed Construction Change Directives.)

Project Reconciliation - Return of unused funds to the owner.

The original Guaranteed Maximum Price was	\$	<u>23,927,928.00</u>
The net change by previously authorized Change Orders	\$	<u>349,585.00</u>
The Guaranteed Maximum Price prior to this Change Order was	\$	<u>24,277,513.00</u>
The Guaranteed Maximum Price will be decreased by this Change Order in the amount of	\$	<u>431,223.29</u>
The new Guaranteed Maximum Price including this Change Order will be	\$	<u>23,846,289.71</u>

The Contract Time will be unchanged by Zero (0) days.
The new date of Substantial Completion will be not applicable.

NOTE: This Change Order does not include adjustments to the Contract Sum or Guaranteed Maximum Price, or the Contract Time, that have been authorized by Construction Change Directive until the cost and time have been agreed upon by both the Owner and Contractor, in which case a Change Order is executed to supersede the Construction Change Directive.

NOT VALID UNTIL SIGNED BY THE ARCHITECT, CONTRACTOR AND OWNER.

Huckabee & Associates, Inc.
ARCHITECT *(Firm name)*

Lee Lewis Construction, Inc.
CONTRACTOR *(Firm name)*

Mansfield Independent School District
OWNER *(Firm name)*

-See attached digital signatures page-
SIGNATURE

-See attached digital signatures page-
SIGNATURE

SIGNATURE

Paul Thompson, AIA
PRINTED NAME AND TITLE

PRINTED NAME AND TITLE

PRINTED NAME AND TITLE

DATE

DATE

DATE

Digital Signatures Page

Paul Thompson

Digitally signed by Paul Thompson
DN: C=US,
E=pthompson@huckabee-inc.com,
O="Huckabee & Associates, Inc.",
OU=FW Office Director, CN=Paul
Thompson
Date: 2022.01.12 11:44:59-06'00'



Digitally signed by Ty Parsons
DN: C=US, E=tparsons@leelewis.com,
O="Lee Lewis Construction, Inc.",
OU=LLCI Dallas, CN=Ty Parsons
Location: LLCI - Dallas
Reason: I am approving this document
Contact Info: tparsons@leelewis.com
Date: 2022.01.12 13:21:13-06'00'



Summit HS and MAC
Mansfield, Texas

FINAL ACCOUNTING RECLAMATION

Phase	Description	Sub	Total	Sub/Supplier	BOUGHT AT	DIFFERENCE
	General Conditions	2,015,566	2,015,566	2,015,566	2,015,566.00	0
	Temp Construction	127,500	127,500	127,500	127,500.00	-
1560	Daily Clean Up	118,150	118,150	118,150	195,918.74	(77,769)
1710	Final Clean	152,512	152,512	152,512	40,770.00	111,742
1561	Dumpsters	105,259	0	-	61,027.69	(61,028)
	Building Permit	By Owner	0	By Owner		0
	Testing Services	By Owner	0	By Owner		0
050/1051	Survey	46,520	46,520	46,520	59,303.93	(12,784)
1565	COVID-19 ASSOCIATED COST		0		1,434.54	(1,435)
DIV 2	DEMOLITION		0	521,393		-
2050	DEMOLITION	385,300	385,300	Precision	354,802.00	30,498
2070	Selective Demo	0	0	Direct Cost	63,702.48	(63,702)
6100	MOVING	136,093	136,093	LL Construction	75,000.00	61,093
1592	Misc Furniture Moving		0	Direct Cost	7,146.51	(7,147)
DIV 3	CONCRETE		0	2,429,637		-
3300	CONCRETE	2,397,000	2,397,000	Westside	2,786,855.26	(389,855)
9705	POLISHED CONCRETE	10,557	10,557	w/ Resinous	-	10,557
3400	PRECAST CONCRETE BENCH	22,080	22,080	Speed Fab-Crete	23,733.00	(1,653)
			0			-
DIV 4	MASONRY		0	819,935		-
4200	MASONRY	742,935	742,935	Pryor & Pryor	704,601.70	38,333
7180	Flashing	44,500	44,500	w/ Waterproofing	-	44,500
9250	Rigid Insulation	32,500	32,500	w/ One Source Bldg		32,500
	Rebar	w/ masonry	0			-
			0			-
DIV 5	METALS		0	912,236		-
13121	STEEL	473,808	473,808	w/ Built Wright	-	473,808
5050	Shear Studs & Metal Fasteners			Direct Cost	2,276.50	(2,277)
	Erection	w/ steel	0			-
6100	Misc Steel	232,343	232,343	LL Construction	232,343.00	-
05720	ORNAMENTAL RAILINGS	206,085	206,085	Viva	204,693.00	1,392
			0			-
DIV 6	WOODS & PLASTICS		0	385,409		-
6100	ROUGH CARPENTRY	214,262	214,262	LLCI	214,262.00	-
6220	FINISH CARPENTRY	171,147	171,147	Legacy	188,404.47	(17,257)
			0			-
DIV 7	THERMAL & MOISTURE PROTECTION		0	463,666		-
7180	WATERPROOFING	108,426	108,426	Alphapex	119,500.00	(11,074)
7410	ROOFING	137,777	137,777	Prime Source	338,086.40	(200,309)
7410	COMPOSITE PANELS	12,500	12,500	w/ Roofing	-	12,500
5800	EXPANSION JOINTS	1,500	1,500	Direct Cost	1,424.00	76
7250	FIREPROOFING	83,640	83,640	LCR	203,170.00	(119,530)
7250	Spray Foam Insulation	119,823	119,823	with Fireproofing	-	119,823
6100	Misc Sealants		0	LL Construction	40,000.00	(40,000)
DIV 8	DOORS & WINDOWS		0	1,369,727		-
8710	DOOR FRAMES HARDWARE	803,655	803,655	Hallgren	454,698.00	348,957
	Door Install	w/ doors	0			-
6100	Door Handling & Storage	0	0	LL Construction	5,000.00	(5,000)
	Access Doors	4,500	4,500	w/ Misc Trades	-	4,500
8330	OVERHEAD DOORS	43,758	43,758	Miner dba Dallas O	45,617.00	(1,859)
8810	GLASS	483,888	483,888	Sunbelt	514,000.00	(30,112)
7410	SKYLIGHTS	33,926	33,926	w/ Roofing	-	33,926
			0			-
DIV 9	FINISHES		0	2,077,220		-
9250	DRYWALL	1,081,159	1,081,159	One Source Bldg	1,219,667.60	(138,509)
9300	TILING	236,561	236,561	Vector	215,946.00	20,615
09650	RESILIENT FLOORING	260,942	260,942	One Source Flooring	249,181.11	11,761
9900	PAINTING	452,329	452,329	American	362,976.66	89,352
9200	PLASTER	21,230	21,230	J&E	20,700.00	530
9705	RESINOUS FLOORS	24,999	24,999	Johnson	52,499.00	(27,500)
9660	Resilient Tile Flooring (Rubber Weight Rm	0	0	Superior Performan	121,606.36	(121,606)
9550	Wood Floor	0	0	Ponder	23,519.00	(23,519)
6100	Floor Protection	0	0	LL Construction	80,000.00	(80,000)
6100	Misc Floor Prep	0	0	LL Construction	15,000.00	(15,000)
DIV 10	SPECIALTIES		0	185,221		-
10100	SPECIALTIES	32,816	32,816	w/ Vis Display Board	-	32,816

10100	VISUAL DISPLAY BOARDS	14,191	14,191	Spectrum	34,027.00	(19,836)
10400	SIGNAGE	25,427	25,427	A Sign of Quality	40,396.00	(14,969)
10520	FIRE PROTECTION SPECIALTIES			Knox Box	553.16	(553)
10650	OPERABLE PARTITIONS	46,158	46,158	Modernfold	32,315.00	13,843
10655	Accordion Door	0	0	Won-Door	14,103.00	(14,103)
10500	LOCKERS	23,561	23,561	Elite	14,120.00	9,441
10705	FIXD SUN SCREENS	37,830	37,830	Avadek	156,896.00	(119,066)
10G	FLAGPOLES	5,238	5,238	none shown	-	5,238
6100	Misc Equipment Installation	0	0	LL Construction	40,000.00	(40,000)
DIV 11	EQUIPMENT		0	114,301		-
16740	STAGE EQUIPMENT	42,000	42,000	w/ AV (Infinity)	-	42,000
11484	ATHLETIC EQUIPMENT	32,000	32,000	Paragon Sports	25,100.00	6,900
11400	FOOD SERVICE EQUIPMENT	34,563	34,563	A Tex	25,236.00	9,327
11112	RESIDENTIAL EQUIPMENT	5,738	5,738	Gary Belk Equip	49,592.00	(43,854)
			0			-
DIV 12	FURNISHINGS		0	30,405		-
12510	WINDOW TREATMENTS	6,707	6,707	East Creek Designs	9,981.00	(3,274)
12710	THEATRE SEATING	23,698	23,698	Irwin Seating	23,233.00	465
			0			-
DIV 13	SPECIAL CONSTRUCTION		0	1,700,751		-
13125	BLEACHERS	10,705	10,705	Southern Bleacher	262,677.00	(251,972)
13121	PRE-ENGR METAL BLDG	1,553,152	1,553,152	Built Wright	1,934,429.00	(381,277)
13121	Insulation	67,157	67,157	w/ Pre Eng Mtl Bldg	-	67,157
13170	WHIRLPOOL TUBS	69,737	69,737	Alert Services	13,099.90	56,637
13171	Hydrotherapy	0	0	Coldtub	59,800.00	(59,800)
13172	Whirlpool Tubs	0	0	Direct Cost	10,048.00	(10,048)
6100	Whirlpool Installation	0	0	LL Construction	10,000.00	(10,000)
DIV 14	FIRE SUPPRESSION		0	95,370		-
14200	ELEVATOR	95,370	95,370	Otis	70,972.00	24,398
			0			-
DIV 21	FIRE SUPPRESSION		0	211,956		-
15300	FIRE SUPPRESSION	211,956	211,956	Service Fire	207,800.00	4,156
			0			-
DIV 22	PLUMBING		0	-		-
15050	PLUMBING	w/ hvac	0	w/ hvac		-
15150	METERS	0	0	City of Arlington	1,203.32	(1,203)
DIV 23	HVAC		0	4,948,638		-
15050	HVAC	4,071,496	4,071,496	Century	4,061,651.00	9,845
15990	Test and Balance	81,693	81,693	Delta T	157,100.00	(75,408)
15993	Indoor Air Quality Control	26,172	26,172	IEC	26,172.00	-
15950	Controls	769,277	769,277	Enviromatics	769,277.00	-
			0			-
DIV 26	ELECTRICAL		0	1,311,211		-
16050	ELECTRICAL	1,311,211	1,311,211	Intex	1,352,303.00	(41,092)
6100	Wall Coring & Sleeving	0	0	LL Construction	15,000.00	(15,000)
DIV 27	COMMUNICATIONS		0	710,826		-
16700	COMMUNICATIONS	500,878	500,878	Connect Technolog	443,895.24	56,983
16740	AUDIO/VISUAL	209,948	209,948	Infinity	188,069.09	21,879
16770	Intercom/PA	0	0	Quality Sound	32,611.13	(32,611)
DIV 28	LIFE SAFETY & SECURITY		0	508,359		-
13825	SECURITY	110,559	110,559	Electra Link	135,373.27	(24,814)
16720	FIRE ALARM	397,800	397,800	Koetter	490,455.00	(92,655)
13845	Existing Fire Alarm	0	0	Johnson Controls	42,738.76	(42,739)
DIV 31	EARTHWORK		0	179,120		-
2200	EARTHWORK	165,531	165,531	Holbrook	173,784.00	(8,253)
2280	TERMITE CONTROL	2,095	2,095	Finely	2,095.00	-
2800	SEGMENTED RETAINING WALL	11,494	11,494	ERWS	17,124.00	(5,630)
2275	SWPPP		0	Direct Cost	4,942.20	(4,942)
DIV 32	EXTERIOR IMPROVEMENTS		0	461,143		-
32A	ASPHALT	0	0	none shown		-
2580	STRIPING	5,070	5,070	Striping PLUS	4,971.00	99
10705	TENNIS COURTS	170,809	170,809	w/ Sunscreens	-	170,809
2800	Viking Fence Invoices (RFP)			Direct Cost	30,508.19	(30,508)
2830	FENCING	35,670	35,670	Construction Rent a	49,046.00	(13,376)
2900	LANDSCAPE AND IRRIGATION	249,594	249,594	Southwest Landscap	310,749.00	(61,155)
6100	Power Washing	0	0	LL Construction	5,000.00	(5,000)
DIV 33	UTILITIES		0	198,900		-
2660	UTILITIES	198,900	198,900	Fire Line Services	209,347.00	(10,447)
			0			-
	SUBTOTAL	22,200,930	22,095,671	22,095,671	22,999,725	(904,054)

Builder's Risk Insurance	months	52,711		52,711.00	(0)
General Liability Insurance		203,754		203,754.00	0
Umbrella Liability Insurance		132,883		132,883.00	0
Owner's Protective Liability Ins.		17,718		17,718.00	(0)
Pollution Policy		14,395		14,395.00	(0)
Subtotal		22,517,131			
AGC Fee		9,777		9,777.00	0
Fee		496,511		496,511.00	0
Total Estimate w/o Bond		23,023,420			
Owner Contingency		221,473		298,024.69	(76,531.69)
GC Contingency		442,944		94,449.00	348,496.00
Payment and Performance Bond		240,088	0.01014	240,088.00	(0)
Total GMP		23,927,928			
Owner Change Order #01		349,585			
Add new Baseball and Softball Bleachers		327,266	included above	-	327,266.00
Demo Existing Bleachers at Baseball & Softball Fields		22,319	included above	-	22,319.00
		24,277,513	BUYOUT/ALLOCATED FUNDS		(282,505.34)
			BUYOUT SAVINGS TO BE RETURNED		-
			Reno Electrical Allowance - Starting @ \$25,000		-
			Reno Graphics Allowance - Starting @ \$20,000		4,532.00
			OWNER CONTINGENCY TO BE RETURNED		298,024.69
			CM CONTINGENCY TO BE RETURNED		94,449.00
			TOTAL RETURN FROM GMP TO MISD		397,005.69

		GMP	Actual	Refund Amount																																																							
Cost of Work plus Gen Conditions		\$ 24,277,513.00	\$ 23,880,507.31																																																								
INSURANCE																																																											
Builders Risk	0.2171%	\$ 52,711.00	\$ 51,849.03	\$ 861.97																																																							
General Liability	0.8393%	\$ 203,754.00	\$ 200,422.05	\$ 3,331.95																																																							
Umbrella Liability	0.5474%	\$ 132,883.00	\$ 130,709.99	\$ 2,173.01																																																							
OPL	0.0730%	\$ 17,718.00	\$ 17,428.26	\$ 289.74																																																							
Pollution	0.0593%	\$ 14,395.00	\$ 14,159.60	\$ 235.40																																																							
TOTAL INSURANCE		\$ 421,461.00	\$ 414,568.93	\$ 6,892.07																																																							
FEE																																																											
Cost of Work plus Gen Conditions		\$ 24,277,509.00	\$ 23,880,507.31																																																								
Less General Conditions		\$ (2,015,566.00)	\$ (2,015,566.00)																																																								
Less Fee		\$ (496,511.00)	\$ (496,511.00)																																																								
Cost of Work less Gen Conditions		\$ 21,765,432.00	\$ 21,368,430.31																																																								
			\$ 21,368,430.31																																																								
			2.20%																																																								
TOTAL FEE		\$ 496,511.00	\$ 470,105.47	\$ 26,405.53																																																							
AGC FEES																																																											
<table border="1"> <thead> <tr> <th colspan="6">AGC FEE CALCULATION</th> </tr> </thead> <tbody> <tr> <td>\$21,368,430</td> <td>TRUE</td> <td>0.001000</td> <td>21368</td> <td>2000</td> <td>2000</td> </tr> <tr> <td></td> <td>TRUE</td> <td>0.000667</td> <td>12912</td> <td>2010</td> <td>2010</td> </tr> <tr> <td></td> <td>TRUE</td> <td>0.000500</td> <td>8184</td> <td>2500</td> <td>2500</td> </tr> <tr> <td></td> <td>FALSE</td> <td>0.000250</td> <td>2842</td> <td>2842</td> <td>2842</td> </tr> <tr> <td></td> <td>FALSE</td> <td>0.000167</td> <td>-606</td> <td>-606</td> <td>0</td> </tr> <tr> <td></td> <td>FALSE</td> <td>0.000125</td> <td>-3579</td> <td>-3579</td> <td>0</td> </tr> <tr> <td>\$12,557</td> <td>TOTAL AGC FEE</td> <td></td> <td>\$3,205</td> <td>0</td> <td>\$9,352</td> </tr> <tr> <td></td> <td></td> <td></td> <td>NATL PART</td> <td></td> <td>LOCAL PART</td> </tr> </tbody> </table>		AGC FEE CALCULATION						\$21,368,430	TRUE	0.001000	21368	2000	2000		TRUE	0.000667	12912	2010	2010		TRUE	0.000500	8184	2500	2500		FALSE	0.000250	2842	2842	2842		FALSE	0.000167	-606	-606	0		FALSE	0.000125	-3579	-3579	0	\$12,557	TOTAL AGC FEE		\$3,205	0	\$9,352				NATL PART		LOCAL PART				
AGC FEE CALCULATION																																																											
\$21,368,430	TRUE	0.001000	21368	2000	2000																																																						
	TRUE	0.000667	12912	2010	2010																																																						
	TRUE	0.000500	8184	2500	2500																																																						
	FALSE	0.000250	2842	2842	2842																																																						
	FALSE	0.000167	-606	-606	0																																																						
	FALSE	0.000125	-3579	-3579	0																																																						
\$12,557	TOTAL AGC FEE		\$3,205	0	\$9,352																																																						
			NATL PART		LOCAL PART																																																						
		\$ 9,777.00	\$ 9,352.00	\$ 425.00																																																							
BOND		\$ 240,088.00	See attached email correspondence	\$ 495.00																																																							
				TOTAL SAVINGS																																																							
				\$ 34,217.60																																																							

**TALLY OF ALL SAVINGS ON MANSFIELD ISD SUMMIT HIGH SCHOOL
RENOVATIONS AND MULTI-PURPOSE ACTIVITY CENTER**

1/12/2022

ORIGINAL GMP	\$ 23,927,928.00
CO #01 - BLEACHERS AT SOFTBALL AND BASEBALL	\$ 349,585.00
	\$ 24,277,513.00

BUYOUT SAVINGS	\$ -
RENO ELECTRICAL ALLOWANCE	\$ -
RENO GRAPHICS ALLOWANCE	\$ 4,532.00
OWNER CONTINGENCY	\$ 298,024.69
CM CONTINGENCY	\$ 94,449.00
INSURANCE SAVINGS	\$ 6,892.07
FEE SAVINGS	\$ 26,405.53
AGC FEE SAVINGS	\$ 425.00
BOND PREMIUM SAVINGS	\$ 495.00
TOTAL SAVINGS TO BE RETURNED	\$ 431,223.29

PROPOSED DEDUCTIVE CHANGE ORDER	
#02	\$ (431,223.29)

RESULTANT FINAL GMP AMOUNT \$ 23,846,289.71

MANSFIELD ISD
SUMMIT HS RENOVATION AND ADDITIONS
RFP Summary

RENO RFP #	CHANGE DESCRIPTION	Document Type	Status	Date Issued	To Arch	To Owner	Owner Approved	Cost Received			TOTAL APPROVED COST	Contingency Remaining	Contractor Contingency Remaining
								Received to Date	Cost Submitted	Funded From		\$159,607.00	\$319,214.00
1	RFP OMITTED		VOIDED									\$159,607.00	\$319,214
2	RFI#10 Concrete Beam in Area 3	RFI 10	Closed	02/01/19				\$1,889.25	\$1,889.25	OWNER CONT	\$1,889.25	\$157,717.75	\$319,214
3	RFP 3 Owner Provided RTU Units	RFP 3	CLOSED	01/29/19	02/28/19		OAC 4/4	-\$10,245.00	(\$10,245.00)	OWNER CONT	(\$10,245.00)	\$167,962.75	\$319,214
4	Credit To Owner Contingency from Bond		CLOSED	02/20/19				-\$38,280.00	(\$38,280.00)	Bond	(\$38,280.00)	\$206,242.75	\$319,214
5	Security For Temp Doors Section 3		CLOSED					\$5,445.51	\$5,445.51	CM CONT	\$5,446.00	\$206,242.75	\$313,768
6	Window Shades (revised)	RFI 27	CLOSED	04/01/19	05/02/19			\$13,925.00	\$1,920.00	OWNER CONT	\$1,920.00	\$204,322.75	\$313,768
7	LVT Upgraded To ARMSTRONG		CLOSED		04/25/19			\$4,322.41	\$4,322.41	OWNER CONT	\$4,322.41	\$200,000.34	\$313,768
8	Kitchen Ceiling Tile	RFP 08	CLOSED		06/11/19	06/11/19	06/12/19	\$29,348.00	\$29,348.00	OWNER CONT	\$29,348.00	\$170,652.34	\$313,768
9	Reception Desk Solid Surface/ Transaction Counter Top (revised2)		Closed	04/16/19	06/24/19	06/24/19		\$9,687.50	\$4,950.00	OWNER CONT	\$4,950.00	\$165,702.34	\$313,768
10	Changing Lights in Section 3	Omitted	VOIDED		10/10/19							\$165,702.34	\$313,768
11	Demo of Bleachers Softball/Baseball	CHANGE ORDER	VOIDED		06/17/19	06/17/19	06/18/19				\$0.00	\$165,702.34	\$313,768
12	RFI 43 Scope Reduction/Brick Steps Demo		Closed		12/19/19	12/19/19	12/19/19	-\$2,200.00	(\$2,200.00)	OWNER CONT	(\$2,200.00)	\$167,902.34	\$313,768
13	Section 3 Floor Tile Change TP02 to TP01	OMITTED	VOIDED		10/11/19			\$61,320.00		OMITTED		\$167,902.34	\$313,768
14	Pressbox Foundations	RFI	Closed		10/10/19			\$17,566.00	\$17,566.00	CM CONT	\$17,566.00	\$167,902.34	\$296,202
15	Data Boxes Summer 2019		Closed					\$4,608.00		CM CONT	\$4,608.00	\$167,902.34	\$291,594
16	Door Hardware RFI's 23, 24, 25, 28	RFI's	VOIDED									\$167,902.34	\$291,594
17	Cafeteria Projector	RFI	VOIDED		09/05/19					OWNER CONT		\$167,902.34	\$291,594
18	Curtainwall Support	RFI 59	Closed		09/05/19	10/10/19	10/10/19	\$6,706.00	\$6,706.00	OWNER CONT	\$6,706.00	\$161,196.34	\$291,594
19	Relocation Existing Fire Main Area 4	RFP#19	Closed		10/01/19	10/10/19	10/10/19	\$12,077.00	\$12,077.00	OWNER CONT	\$12,077.00	\$149,119.34	\$291,594
20	Change Quartz to Solid Surface	Owner Dir	Closed		09/09/19	10/10/19		-\$13,230.00	(\$13,230.00)	OWNER CONT	(\$13,230.00)	\$162,349.34	\$291,594
21	MOVED TO RFP 39		VOIDED		10/10/19	10/10/19	10/10/19	\$18,203.00				\$162,349.34	\$291,594
22	Baseball and Softball Bleachers/Includes RFP#11	CHANGE ORDER	VOIDED		10/10/19							\$162,349.34	\$291,594
23	Removal Of Locker Scope	Submittal	Closed		10/10/19			-\$8,979.00	(\$8,979.00)	OWNER CONT	(\$8,979.00)	\$171,328.34	\$291,594
24	Tile at the Kitchen	RFP	Closed		12/19/19	12/19/19	12/19/19	\$10,653.00	\$10,653.00	OWNER CONT	\$10,653.00	\$160,675.34	\$291,594
25	Added Decorative Handrails Section 3		Closed		11/14/19	11/14/19	11/14/19	\$12,438.00	\$12,438.00	OWNER CONT	\$12,438.00	\$148,237.34	\$291,594
26	Rotate RTAC #54	RFI#41	Closed					\$3,156.20	\$3,156.00	CM CONT	\$3,156.00	\$148,237.34	\$288,438
27	Relocate 8 Existing Stom Drain Lines	RFI	Closed					\$8,367.00	\$8,367.00	CM CONT	\$8,367.00	\$148,237.34	\$280,071
28	Reroute 4" Domestic Water line in Sec 3	RFI	Closed					\$6,479.00	\$6,479.00	CM CONT	\$6,479.00	\$148,237.34	\$273,592
29	Modify Existing Ductwork SEC 3	RFI	Closed					\$2,215.00	\$2,215.00	CM CONT	\$2,215.00	\$148,237.34	\$271,377
30	Repair Existing SS and Storm Sec 4		Closed					\$4,871.00	\$4,871.00	CM CONT	\$4,871.00	\$148,237.34	\$266,506
31	Existing Plumbing Mods Section 4(REVISED)	RFI#57	Closed		12/05/19	12/12/19	12/12/19	\$11,928.00	\$11,928.00	OWNER CONT	\$11,928.00	\$136,309.34	\$266,506
32	4" inch Flex Base for Bleachers		Closed					\$4,290.00	\$4,290.00	CM CONT	\$4,290.00	\$136,309.34	\$262,216
33	Demo of sidewalks at Bleachers Foundations		Closed					\$4,300.00	\$4,300.00	CM CONT	\$4,300.00	\$136,309.34	\$257,916
34	Relocate Gasline to the PAC		Closed					\$3,894.00	\$3,894.00	CM CONT	\$3,894.00	\$136,309.34	\$254,022
35	Demo Of Sidewalks between Ballfields/ Rough Grade		Closed					\$6,215.00	\$6,215.00	CM CONT	\$6,215.00	\$136,309.34	\$247,807
36	6470 SQ FT Sidewalks Around Ballfields		Closed					\$48,268.00	\$48,268.00	CM CONT	\$48,268.00	\$136,309.34	\$199,539
37	Grout Base Plates At the Bleachers		Closed					\$1,815.00	\$1,815.00	CM CONT	\$1,815.00	\$136,309.34	\$197,724
38	Reinstall Sound Equipment In New Pressboxes		Closed				01/30/19	\$3,900.00	\$3,900.00	CM CONT	\$3,900.00	\$136,309.34	\$193,824
39	Revised Door Hardware Schedule		Closed					-\$277,532.00	(\$277,532.00)	OWNER CONT	(\$277,532.00)	\$413,841.34	\$193,824
40	Bleacher Netting and Chainlink Fence		Closed					\$30,508.00	\$30,508.00	CM CONT	\$30,508.00	\$413,841.34	\$163,316

RENO RFP #	CHANGE DESCRIPTION	Document Type	Status	Date Issued	To Arch	To Owner	Owner Approved	Cost Received		Funded From	TOTAL APPROVED COST	Contingency Remaining	Contractor Contingency Remaining
								Received	Cost				
								to Date	Submitted			\$159,607.00	\$319,214.00
41	Rock Coring Section 4		Closed					\$75,030.00	\$75,030.00	CM CONT	\$75,030.00	\$413,841.34	\$88,286
42	Revised Millwork BBFIELDS		Closed	03/05/20			03/05/20	\$1,550.00	\$1,550.00	OWNER CONT	\$1,550.00	\$412,291.34	\$88,286
43	REVISED SECTION 10	CPS-007	Closed	05/29/20				\$15,461.26	\$15,461.26	OWNER CONT	\$15,461.26	\$396,830.08	\$88,286
44	Pressbox sliders	Owner Dir	Closed	03/18/20			03/18/20	\$16,500.00	\$16,500.00	OWNER CONT	\$16,500.00	\$380,330.08	\$88,286
45	GFCI and RW for speakers Pboxes		Closed					\$3,557.00	\$3,557.00	CM Cont	\$3,557.00	\$380,330.08	\$84,729
46	Additional Sidewalks BallFields and Fence		Closed	05/06/20				\$9,868.00	\$9,868.00	OWNER CONT	\$9,868.00	\$370,462.08	\$84,729
47	Area Drains Behind the Home Plates		Closed					\$13,240.00	\$13,240.00	CM CONT	\$13,240.00	\$370,462.08	\$71,489
48	Added Brick/CMU For Section 4		Closed					\$7,634.00	\$7,634.00	CM CONT	\$7,634.00	\$370,462.08	\$63,855
49	Main Breaker Rebuild		Closed	06/17/20				\$35,304.00	\$35,304.00	OWNER CONT	\$35,304.00	\$335,158.08	\$63,855
50	Added Roof Drains For section 4		CLOSED	06/17/20				\$3,910.00	\$3,910.00	CM CONT	\$3,910.00	\$335,158.08	\$59,945
51	Furring out CMU Walls ROTC		Closed	06/10/20				\$5,062.00	\$5,062.00	OWNER CONT	\$5,062.00	\$330,096.08	\$59,945
52	Replace 27 LF of Damaged Existing Curb		VOIDED					\$4,840.00		CM CONT		\$330,096.08	\$59,945
53	15 Additional WAP Cabling		Closed					\$7,928.00	\$7,928.00	OWNER CONT	\$7,928.00	\$322,168.08	\$59,945
54	Data Boxes Summer 2020		Closed					\$3,677.00	\$3,677.00	CM CONT	\$3,677.00	\$322,168.08	\$56,268
55	Linear Slot Diffusers JAG room		Closed	07/14/20				\$2,233.00	\$2,233.00	OWNER CONT	\$2,233.00	\$319,935.08	\$56,268
56	Library/Office Added Millwork	Owner Dir	Closed	08/12/20				\$11,878.00	\$11,878.00	OWNER CONT	\$11,878.00	\$308,057.08	\$56,268
57	Added Window Sills in the Library		Closed	08/12/20				\$3,157.00	\$3,157.00	OWNER CONT	\$3,157.00	\$304,900.08	\$56,268
58	Added Carpet/VCT Section 1		Closed	08/12/20				\$13,977.00	\$13,977.00	OWNER CONT	\$13,977.00	\$290,923.08	\$56,268
59	Demo and Replace Existing concrete By Third Base dugout		Closed					\$4,345.00	\$4,345.00	CM CONT	\$4,345.00	\$290,923.08	\$51,923
60	Added Drain In the front entry/headwall		Closed					\$15,825.00	\$15,825.00	CM CONT	\$15,825.00	\$290,923.08	\$36,098
61	Section 3 Reception flooring and ceiling		Closed					\$13,888.00	\$13,888.00	Owner Cont	\$13,888.00	\$277,035.08	\$36,098
62	Added Window Treatments Section 10		Closed					\$786.00	\$786.00	Owner Cont	\$786.00	\$276,249.08	\$36,098
63	Misc Owner Adds for Security		Closed					\$4,738.00	\$4,738.00	CM CONT	\$4,738.00	\$276,249.08	\$31,360
64	Misc Sound Adds and Changes		Closed					\$2,111.00		CM CONT	\$2,111.00	\$276,249.08	\$29,249
65	Install 2 Owner TV's a Provide Mounts		Open	09/15/20				\$1,369.00		OWNER CONT	\$1,369.00	\$274,880.08	\$29,249
66	Section 10 Changes To AV/Mboards		Closed					\$4,065.00		OWNER CONT	\$4,065.00	\$270,815.08	\$29,249
67	ADA Handrail Section 1 Wood		Closed					\$3,289.18		Owner CONT	\$3,289.18	\$267,525.90	\$29,249
68	ROTC Projector Screen		Closed	10/14/20				\$897.00		OWNER CONT	\$897.00	\$266,628.90	\$29,249
69	5 Bosch Communicators		Closed					\$4,875.00		OWNER CONT	\$4,875.00	\$261,753.90	\$29,249
70	Front Entry TVS		OMITTED					\$980.00		OWNER CONT	\$980.00	\$260,773.90	\$29,249
71	Wood Doors in Stairway		OMITTED					\$8,926.00		OWNER CONT	\$0.00	\$260,773.90	\$29,249
72	Replacment Display and JAG mount		Closed					\$622.21		OWNER CONT	\$622.21	\$260,151.69	\$29,249
73	WAP Boxes		OMITTED					\$361.47		OMITTED	\$0.00	\$260,151.69	\$29,249
74	Soffit Panels Section 4							\$3,150.00		OWNER CONT	\$3,150.00	\$257,001.69	\$29,249
75	Vent Caps							\$2,250.00		CM CONT	\$2,250.00	\$257,001.69	\$26,999
76	Additional Soffit Panels Section 3							\$3,500.00		CM Cont	\$3,500.00	\$257,001.69	\$23,499
								\$288,923.31	\$166,603.43	\$0.00	\$187,818.10	\$257,001.69	\$23,499.00

MANSFIELD ISD
SUMMIT HS MULTI ATHLETIC CENTER
RFP Summary

MAC RFP #	CHANGE DESCRIPTION	Document Type	Status	Date Issued	To Arch	To Owner	Owner Approved	Cost Received			TOTAL APPROVED COST	Contingency Remaining	Contractor Contingency Remaining	ELEC 25K: Grph 20K
								Received to Date	Cost Submitted	Funded From		\$61,886.00	\$123,731.00	
													\$45,000	
1	RFP 1 2nd Revision	RFP 1	CLOSED	11/05/18	04/24/19		05/02/19	\$16,176.00	(\$16,176.00)	Owner Cont	(\$16,176.00)	\$78,062.00	\$123,731.00	\$45,000
2	RFP 2 Updated Technology Specs	RFP 2	Omitted	01/30/19				\$0.00		No Cost	\$0.00	\$78,062.00	\$123,731.00	\$45,000
3	Washstations Intersan to Sloan	RFI 18	CLOSED	02/01/19	02/05/19		2/28/2019 OA	\$1,170.75	\$1,170.75	Owner Cont	\$1,171.00	\$76,891.00	\$123,731.00	\$45,000
4	Credit To Owner Contingency from Bond		CLOSED	02/20/19				-\$14,838.00	(\$14,838.00)	BOND/GMP	(\$14,838.00)	\$91,729.00	\$123,731.00	\$45,000
5	RFP OMITED		Omitted								\$0.00	\$91,729.00	\$123,731.00	\$45,000
6	Whitehall Whirlpool upgrade	Verbal	CLOSED		02/28/19		02/28/19 OAC	\$1,288.76	\$1,288.76	Owner Cont	\$1,289.00	\$90,440.00	\$123,731.00	\$45,000
7	Electrical Primary	RFI 36	Closed		04/11/19		05/02/19	\$29,766.00	\$29,766.00	Owner Cont	\$29,766.00	\$60,674.00	\$123,731.00	\$20,000
8	Flat Panel Credit/Assisted Listening Credit	Submittal	Closed		05/23/19		05/23/19	-\$27,954.00	(\$27,954.00)	Owner Cont	(\$27,954.00)	\$88,628.00	\$123,731.00	\$20,000
9	Upgrading Extractor And Dryer (3rd Revision)	RFP 08	Closed		10/11/19		10/17/19	\$46,605.00	\$46,605.00	Owner Cont	\$46,605.00	\$42,023.00	\$123,731.00	\$20,000
10	Rubber Floor Tariff Increase		CLOSED		07/08/19			\$3,579.96	\$3,579.96	CM CONT	\$3,580.00	\$42,023.00	\$120,151.00	\$20,000
11	Door 1.09 and 1.01A Upsized(Revised)		Closed		09/11/19	10/10/19	10/10/19	\$8,341.00	\$8,341.00	Owner Cont	\$8,341.00	\$33,682.00	\$120,151.00	\$20,000
12	Carbon Steel Handrails In lieu od Décor		Closed		08/29/19	10/10/19	10/10/19	-\$18,829.00	(\$18,829.00)	Owner Cont	(\$18,829.00)	\$52,511.00	\$120,151.00	\$20,000
13	MASON OT AT MAC		Closed					\$5,467.50	\$5,467.50	CM CONT	\$5,467.00	\$52,511.00	\$114,684.00	\$20,000
14	Cost Increase Gravity Wall		Closed					\$720.00	\$720.00	CM CONT	\$720.00	\$52,511.00	\$113,964.00	\$20,000
15	Access Control	RFI 50	Closed	10/15/19				\$6,431.97	\$6,431.97	CM CONT	\$6,432.00	\$52,511.00	\$107,532.00	\$20,000
16	Rework Water for Commerical Washer		Closed					\$1,739.00	\$1,739.00	CM CONT	\$1,739.00	\$52,511.00	\$105,793.00	\$20,000
17	Residential Dryer Vent		Closed					\$2,023.00	\$2,023.00	CM CONT	\$2,023.00	\$52,511.00	\$103,770.00	\$20,000
18	Add 3 Flumes at the MAC		Closed					\$3,471.60	\$3,471.60	CM COST	\$3,472.00	\$52,511.00	\$100,298.00	\$20,000
19	High RH Adhesive		Closed	02/13/20	02/13/20	02/13/20	02/13/20	\$12,688.00	\$12,688.00	Owner Cont	\$11,488.00	\$41,023.00	\$100,298.00	\$20,000
20	Misc Electrical		Closed						\$3,059.00	CM CONT	\$3,059.00	\$41,023.00	\$97,239.00	\$20,000
21	Sod at the Practice Field MAC		Closed					\$30,250.00	\$20,250.00	CM CONT	\$20,250.00	\$41,023.00	\$76,989.00	\$20,000
22	Added Water Filters for ICE Machines		Closed					\$1,199.34	\$1,199.34	CM CONT	\$1,199.00	\$41,023.00	\$75,790.00	\$20,000
23	Replace 27 LF of Damaged Curb		Closed					\$4,840.00	\$4,840.00	CM CONT	\$4,840.00	\$41,023.00	\$70,950.00	\$20,000
24	Graphics at the MAC		Closed					\$15,468.00	\$15,468.00	Allowance	\$15,468.00	\$41,023.00	\$70,950.00	\$4,532
25												\$41,023.00	\$70,950.00	\$4,532
26												\$41,023.00	\$70,950.00	\$4,532
27												\$41,023.00	\$70,950.00	\$4,532
28												\$41,023.00	\$70,950.00	\$4,532
29												\$41,023.00	\$70,950.00	\$4,532
30												\$41,023.00	\$70,950.00	\$4,532
31												\$41,023.00	\$70,950.00	\$4,532
32												\$41,023.00	\$70,950.00	\$4,532
33												\$41,023.00	\$70,950.00	\$4,532
34												\$41,023.00	\$70,950.00	\$4,532
35												\$41,023.00	\$70,950.00	\$4,532
36												\$41,023.00	\$70,950.00	\$4,532
								\$129,604.88	\$90,311.88	\$0.00	\$89,112.00	\$41,023.00	\$70,950.00	\$4,532.00

1/14/2022

SUMMIT HS MAC

01	(\$16,176.00)	We deleted a total of 9 piers after reviewing the building foundation and we changed the water main to a 4 inch service from the specified 2.5 inch
02	\$0.00	We re-issued the following specification sections in their entirety: 11 5213, 27 0000, 27 4116, 27 4000, 28 1300, and 28 2000.
03	\$1,171.00	We changed the wash station manufacturer to Sloan.
04	(\$14,838.00)	We received a credit for contract buy-outs from Lee Lewis Construction.
05	\$0.00	VOID
06	\$1,289.00	We upgraded the whirlpool tub
07	\$29,766.00	We incurred additional costs when we installed the underground conduits, vaults, and transformer pad for the Oncor electrical service to the building.
08	(\$27,954.00)	We received a credit for the flat panel monitors and assisted listening devices.
09	\$46,605.00	Washer and Dryer were upsized from the original drawings. With this equipment change, the connections, piping and dryer vent were adapted to handle the difference
11	\$8,341.00	We increased the door and frame heights for doors 1.09 and 1.01A.
12	(\$18,829.00)	We changed the interior decorative handrails at the stairs and landings to a painted steel pipe railing.
19	\$11,488.00	We used a high moisture adhesive to install the specialty flooring in the weight rooms.
	\$20,863.00	Total RFPs
	\$41,023.00	Remaining Owner Contingency

10	\$3,580.00	We had to pay tariffs on the rubber flooring.
13	\$5,467.00	The masonry sub-contractor worked the requested overtime.
14	\$720.00	The gravity retaining wall was laid using a coursed pattern.
15	\$6,432.00	We installed access control hardware to doors 2.33pr and 2.36.
16	\$1,739.00	We modified the washer water supply lines location and added additional connections for a future machine.
17	\$2,023.00	We installed a 4 inch residential dryer vent in storage room 1.17.
18	\$3,472.00	We added three (3) additional roof drain concrete flumes on the north side of the building.
20	\$3,059.00	We made electrical modifications for the ice maker and the second floor card reader. We also repaired the parking lot lights.
21	\$20,250.00	We furnished and installed bermuda sod at the practice field.
22	\$1,199.00	We furnished and installed filters in the ice machines in the storage room and the training area.
23	\$4,840.00	We saw cut and replaced 27 linear feet of existing concrete curbs on the east side of the existing football field house.
	\$52,781.00	Total RFPs
	\$70,950.00	Remaining Contractor Contingency

24	\$15,468.00	Graphics for the MAC
	\$15,468.00	Total RFPs
	\$4,532.00	Remaining Graphics Allowance

1/14/2022

Change Order Amount for SHS RENO & SHS MAC

	\$257,001.69	Remaining Owner Contingency - SHS RENO	
	\$23,499.00	Remaining Contractor Contingency - SHS RENO	
	\$41,023.00	Remaining Owner Contingency - SHS MAC	\$298,024.69
	\$70,950.00	Remaining Contractor Contingency - SHS MAC	\$94,449.00
	\$4,532.00	Remaining Graphics Allowance - SHS MAC	
	\$0.00	Remaining Graphics Allowance - SHS MAC	
	\$34,217.60	Buyout Savings - Final Acct.	

\$431,223.29

Total Deductive Change Order

1/14/2022

SUMMIT HIGH SCHOOL RENO

01		OMITTED
02	\$1,889.25	We shore up'd and removed existing CMU walls as requested per RFI 10.
03	(\$10,245.00)	We received a credit because MISD supplied 2 7.5 ton RTUs in lieu of the units that were shown on the RTU schedule.
04	(\$38,280.00)	We received a credit because the contractor had reduced construction bond costs.
06	\$1,920.00	We provided and installed window blinds for windows SF-J, CWB-2 and CWC.
07	\$4,322.41	We provided and installed Armstrong LVT instead of the product that was included in the bid, Kamdean International LVT.
08	\$29,348.00	We demo'ed the existing ceiling and installed new AC diffusers in the kitchen ceiling.
09	\$4,950.00	We installed a new solid surface counter top for the reception counter.
10		Changing Lights in Section 2 - VOID
12	(\$2,200.00)	We did not remove an area of existing slab near the library.
13		Section 3 - Floor Tile Change (VOD)
16		Door Hardware Changes - VOID
17		Cafeteria Projector - VOID
18	\$6,706.00	We added additional structural framing to the main entry roof line for the curtain wall attachment.
19	\$12,077.00	We re-located the existing 6" fire main line, located between the PAC and the west entry to Area 4.
20	(\$13,230.00)	We changed the counters for the reception desk and the library circulation desk from Quartz to a Resin Solid Surface material.
21	\$0.00	Moved to RFP-039 (VOID)
23	(\$8,979.00)	We removed the metal lockers from the scope of the project.
24	\$10,653.00	We demo'ed the existing ceramic wall and added colored glass subway tile at 4 overhead door jambs and headers that lead into the kitchen
25	\$12,438.00	We added glass rails to each side of the learning stair in the cafeteria and added stainless handrails down the center of the steps.
31	\$11,928.00	We re-routed the 4 existing roof drains' piping to the exterior wall of the new addition and down thru a column to the exterior.
39	(\$277,532.00)	Revised Door Hardware Schedule
42	\$1,550.00	We revised the millwork in the new softball and baseball press boxes.
43	\$15,461.26	We made modifications to the journalism rooms at Summit HS.
44	\$16,500.00	We changed the windows on the baseball and softball press boxes from fixed storefront to slider.
46	\$9,868.00	We installed an additional 110 linear feet of 6' chain-link fencing with two gates to the entry side of the softball field. In addition, we also added
49	\$35,304.00	We had to re-build the SPD main electrical breaker for Summit HS which was not included in the original scope.
51	\$5,062.00	We added existing CMU wall furr outs to the walls in the ROTC room.
53	\$7,928.00	We needed to add more WAP cabling for wireless access points throughout the building.
55	\$2,233.00	We furnished and installed twelve (12) 48" long air slot diffusers in the JAG Room.
56	\$11,878.00	We added millwork in the counseling office to coordinate with the reception area.
57	\$3,157.00	We added solid surface window stools to the store front windows in the library.
58	\$13,977.00	We added new carpet and VCT in the counselor's offices.
61	\$13,888.00	We added new carpet and ceiling tile & grid in reception 3.06 and corridor 3.11.
62	\$786.00	We provided and installed a new window treatment to the new storefront window in the Journalism room in Area 10.
65	\$1,369.00	We provided the mounts and installed owner furnished televisions in the cafeteria and the reception area.
66	\$4,065.00	Provide labor & rough -in to install owner furnished marker boards and projectors.
67	\$3,289.18	We added a wood handrail to both sides of corridor 1.06
68	\$897.00	We provided and installed a new projector screen in the ROTC room.
69	\$4,875.00	We provided and installed five (5) Bosch dialers for the elevators and fire alarms at Summit HS.
70	\$980.00	We provided wall mount brackets and installed the owner furnished TV monitors in the front entry area.
71	VOID	We replaced existing wood doors in section 6 stairways - 5.02, 5.03, 6.31, and 6.32 for a total of eight (8) doors. - VOID
72	\$622.21	We removed the existing monitor, furred out the wall and then re-installed the wall mount and monitor in the JAG room.
74	\$3,150.00	We provided and installed soffit panels at both new entries in Area 4, for a total of 50 square feet.

\$ 159,607.00 BEGINNING OWNER CONTINGENCY
 (\$97,394.69) TOTAL RFP's
 \$ 257,001.69 REMAINING OWNER CONTINGENCY

05	\$5,446.00	Security for Temp. Doors, Section 3
14	\$17,566.00	The baseball and softball foundations were re-designed due to existing subsurface conditions & lack of pier bearing strata.
15	\$4,608.00	We added more data surface mounted raceways to the existing classrooms.
26	\$3,156.00	We re-located RTU #59 so that it would have the manufacturer's requirement of at least 36 inches of clear space.
27	\$8,367.00	We re-located 8 existing roof drains and 1 condensate copper line in the high ceiling space over the cafeteria.
28	\$6,479.00	We re-routed the 4 inch domestic water main that was located in the ceiling near the main entry lobby.
29	\$2,215.00	We needed to modify the existing RTU ductwork in corridor 3.34.
30	\$4,871.00	We repaired the existing 4 inch sewer main and the 8 inch storm line in Area 4.
32	\$4,290.00	Demolish the existing baseball and softball bleachers
33	\$4,300.00	We had to demo the sidewalks near the baseball and softball bleacher foundations.
34	\$3,894.00	We re-located the existing gas line, located between the PAC and the west entry to the Area 4 walkway addition.
35	\$6,215.00	We had to demo and remove the sidewalks that is located between the baseball and softball bleachers.
36	\$48,268.00	We installed a sidewall with one 20 ft ramp with two landings for the main entrance between the baseball & softball fields.
37	\$1,815.00	We cleaned and grouted 96 bleacher base plates.
38	\$3,900.00	We reinstalled the sound equipment from the old press boxes in the new press boxes, using new wire and speaker mounts.
40	\$30,508.00	We installed bleacher netting and a chainlink fence at the baseball and softball fields.
41	\$75,030.00	We incurred additional costs when we had to rock core the new drilled piers per the clause in the sub-contractor's contract.
45	\$3,557.00	We needed to install two (2) GFCI electrical outlets for exterior speakers at the softball and baseball pressboxes.
47	\$13,240.00	We added drains behind the home plates at the softball and baseball fields.
48	\$7,634.00	We added one coarse of CMU / Brick to match the existing wall elevations in the area 4 walkway addition.
50	\$3,910.00	We added one 4 inch roof drain and 2 six inch roof drains to the walkway addition in Area 4.
52	\$0.00	Replace 27 LF of damaged curb - VOIDED
54	\$3,677.00	We added more data raceways with single gang boxes to classrooms.
59	\$4,345.00	We had to demo and repour 265 square feet of existing concrete sidewalk near the third base at the baseball field.
60	\$15,825.00	We added a 4 inch french drain and 5 area drains near the main entry of the campus on the northwest side of the plaza slab. .
63	\$4,738.00	We added additional security devices for the front reception area.
64	\$2,111.00	We repaired and replaced the speakers and wiring for the campus PA system.
75	\$2,250.00	We furnished and installed eighteen (18) eight inch galvanized roof vent camps.
76	\$3,500.00	We provided and installed 24 gauge metal soffit panels at the two type SF-J store front windows.

\$ 319,214.00 BEGINNING OWNER CONTINGENCY
 \$295,715.00 TOTAL RFP's
 \$ 23,499.00 REMAINING OWNER CONTINGENCY

22	\$22,319.00	Demolish the existing baseball and softball bleachers
22	\$327,266.00	Add new baseball and softball bleachers

\$349,585.00 TOTAL RFP's
 \$ (349,585.00) CHANGE ORDER #1



Board of School Trustees
Mansfield Independent School District

TITLE: 2021-2022 T-TESS Appraisers

DATE: January 25, 2022

ACTION

BACKGROUND:

At times throughout the school year, a T-TESS Appraiser List will be submitted for Board approval.

CONSIDERATIONS:

- Approve the 2021-2022 T-TESS appraisers.
- Do not approve the 2021-2022 T-TESS appraisers.

RECOMMENDATION:

The Superintendent recommends approval of the 2021-2022 T-TESS appraisers as presented.

If Board agrees the motion would be:

“Approve the 2021-2022 T-TESS appraisers.”



MISD 2021-2022 T-TESS APPRAISERS

NAME	TITLE	CAMPUS
Johnson, Nena	Assistant Principal	DP Morris ES



**Board of School Trustees
Mansfield Independent School
District**

TITLE: Approval of MISD Emergent
Bilingual Evaluation

DATE: January 25, 2022

ACTION

BACKGROUND:

All school districts required to conduct a bilingual education or English as a second language (ESL) program shall conduct an annual evaluation in accordance with Texas Education Code (TEC), §29.053, collecting a full range of data to determine program effectiveness to ensure student academic success. The annual evaluation report shall be presented to the board of trustees each year and the report shall be retained at the school district level in accordance with TEC, §29.062.

CONSIDERATION:

This is an internal evaluation of our Emergent Bilingual program and was conducted by Ana Munoz, Coordinator of Dual Language and English as a Second Language.

RECOMMENDATION:

The Superintendent recommends that the Board approve the MISD Emergent Bilingual Program Evaluation.

RECOMMENDED MOTION:

“Move to approve the MISD Emergent Bilingual Evaluation as presented.”

I. Program Types in Mansfield ISD: Dual Language Programs

One-way Dual Language (OWDL):

A biliteracy program that serves only identified students of limited English Proficiency in English with Spanish as their home language. Academic subjects are taught to all students through both English and Spanish (50/50 model); transition will occur no earlier than six years or later than seven years after the student enrolls in school.

In this program model instruction is provided in a language other than English by a teacher appropriately certified in bilingual education under TEC, §29.061. Instruction provided in English in this program model may be delivered either by a teacher appropriately certified in bilingual education or by a different teacher certified in ESL in accordance with TEC, §29.061. The goal of one-way dual language immersion is for program participants to attain full proficiency in *another language as well as English*. This model provides ongoing instruction in literacy and academic content in the students' primary language as well as English, with at least half of the instruction delivered in the students' primary language for the duration of the program.

Elementary: *Offered at Alice Ponder Elementary PK-4th*

All areas are taught in English and Spanish beginning in Kindergarten. 50% of the day is in Spanish and 50% of the day is in English. The language of instruction is alternated by week.

PK Language Arts is in Spanish with a block of English Language Development. All other subject areas alternate language of instruction by week.

Two-way Dual Language (TWDL):

A biliteracy program that integrates students proficient in English and students identified as limited English proficiency in both Spanish and English. Academic subjects are taught to all students through both English and Spanish (50/50 model); transition will occur not earlier than six years or later than seven years after the student enrolls in school.

In this program model instruction is provided in a language other than English by a teacher appropriately certified in bilingual education under TEC, §29.061. Instruction provided in English in this program model may be delivered either by a teacher appropriately certified in bilingual education or by a different teacher certified in ESL in accordance with TEC, §29.061. The goal of two-way dual language immersion is for program participants to attain full proficiency in *another language as well as English*. This model provides ongoing instruction in literacy and academic content in the

students' primary language as well as English, with at least half of the instruction delivered in the students' primary language for the duration of the program.

Elementary: *Offered at Erma Nash and D.P. Morris K-4th*

All areas are taught in English and Spanish beginning in Kindergarten. 50% of the day is in Spanish and 50% of the day is in English. The language of instruction is alternated by week.

Intermediate: *Offered at D. Shepard Intermediate 5th*

All areas are taught in English and Spanish continuing with the 50/50 model in 5th grade for both One-way and Two-way models. The language of instruction is alternated by week.

*****The two-way model and one-way model follow the same instruction guidelines, curriculum and alternating weeks of language.*

II. Program Types in Mansfield ISD: ESL Program Types

Content-based ESL program:

Mansfield ISD implements a Content-based ESL program in grades PK-4. An ESL/content-based program model is an English acquisition program that serves students identified as English learners through English instruction by a teacher appropriately certified in ESL under TEC, §29.061(c), through English language arts and reading, mathematics, science, and social studies. The goal of content-based ESL is for English learners to attain full proficiency in English to participate equitably in school. This model targets English language development through academic content instruction that is linguistically and culturally responsive in English language arts and reading, mathematics, science, and social studies.

Elementary: The implementation of this model varies from campus to campus, and from grade level to grade level.

Intermediate: No intermediate campus offers this model.

Middle School: No middle school campus offers this model.

High School: No high school campus offers this model.

Pull-out ESL program:

Mansfield ISD implements a Pull-out ESL program in grades K-12. An ESL/pull-out program model is an English acquisition program that serves students identified as English learners through English instruction provided by an appropriately certified ESL teacher under the TEC, §29.061(c), through English language arts and reading. The goal of ESL pull-out is for English learners to attain full proficiency in English to participate equitably in school. This model targets English language development through

academic content instruction that is linguistically and culturally responsive in English language arts and reading. Instruction shall be provided by the ESL teacher in a pull-out or inclusionary delivery model.

Elementary: The implementation of this model varies from campus to campus, and from grade level to grade level. ESL Leads at every campus provide the ESL instruction when an ESL certified teacher is not able to support ESL students in a grade level.

Intermediate: The implementation of this model varies from campus to campus, and from grade level to grade level. ESL Leads at every campus provide the ESL instruction when an ESL certified teacher is not able to support ESL students in a grade level.

Middle School: The implementation of this model varies from campus to campus, and from grade level to grade level. ESL Leads at every campus provide the ESL instruction when an ESL certified teacher is not able to support ESL students in a grade level.

High School: The implementation of this model varies from campus to campus, and from grade level to grade level. ESL Leads at every campus provide the ESL instruction when an ESL certified teacher is not able to support ESL students in a grade level.

III. LPAC Identification/Classification Process in Mansfield

(a) The single state-approved English language proficiency test for identification of English learners described in subsection

(c) of this section shall be used as part of the standardized, statewide identification process.

(b) Within four weeks of initial enrollment in a Texas school, a student with a language other than English indicated on the home language survey shall be administered the state-approved English language proficiency test for identification as described in subsection

(c) of this section and shall be identified as English learners and placed into the required bilingual education or ESL program in accordance with the criteria listed in subsection (f) of this section.

(c) For identifying English learners, school districts shall administer to each student who has a language other than English as identified on the home language survey:

(1) in prekindergarten through Grade 1, the listening and speaking components of the state-approved English language proficiency test for identification; and

(2) in Grades 2-12, the listening, speaking, reading, and writing components of the state-approved English language proficiency test for identification.

(d) School districts that provide a bilingual education program at the elementary grades shall administer a language proficiency test in the primary language of the student who is eligible to be served in the bilingual education program. If the primary language of the student is Spanish, the school district shall administer the Spanish version of the state-approved language proficiency test for identification. If a state-approved language proficiency test for identification is not available in the primary language of the student, the school district shall determine the student's level of proficiency using informal oral language assessment measures.

(e) All of the language proficiency testing shall be administered by professionals or paraprofessionals who are proficient in the language of the test and trained in the language proficiency testing requirements of the test publisher.

(f) For entry into a bilingual education or ESL program, a student shall be identified as an English learner using the following criteria.

(1) In prekindergarten through Grade 1, the student's score(s) from the listening and/or speaking components on the state-approved English language proficiency test for identification is/are below the level designated for indicating English proficiency.

(2) In Grades 2-12, the student's score(s) from the listening, speaking, reading, and/or writing components on the state-approved English language proficiency test for identification is/are below the level designated for indicating English proficiency.

(g) A student shall be identified as an English learner if the student's ability in English is so limited that the English language proficiency assessment described in subsection (c) of this section cannot be administered. Commissioner's Rules Concerning State Plan for Educating English Learners §89.BB. April 2020 Update Page 13

(h) The language proficiency assessment committee in conjunction with the admission, review, and dismissal (ARD) committee shall identify a student as an English learner if the student's ability in English is so limited or the student's disabilities are so severe that the English language proficiency assessment described in subsection (c) of this section cannot be administered. The decision for entry into a bilingual education or ESL program shall be determined by the language proficiency assessment committee in conjunction with the ARD committee in accordance with §89.1220(f) of this title (relating to Language Proficiency Assessment Committee).

****2021 (November) transition year for Paper LPACs documentation to electronic format housed in SuccessED – ELLA**

IV. Emergent Bilingual/(EL) Students enrolled

- a. 2021 Total number 4,261**
- b. 2020 Total number 3,712**
- c. 2019 Total number 3,627**
- d. 2018 Total number 3,601**

Elementary	Total Emergent Bilingual	ESL	Dual Language
Ponder (101)	260	57	203
Tarver Rendon (103)	67	67	
Boren (105)	30	30	
Anderson (106)	60	60	
Harmon (107)	100	100	
Morris (109)	250	58	192 (+ 81 opt in not included in the total)
Brown (110)	66	66	
Davis (111)	78	78	
Gideon (112)	89	89	
Nash (113)	236	44	192 (+ 110 opt in not included in the total)



Language
Acquisition
Department

Mansfield ISD

Smith (114)	65	65	
Tipps (115)	83	83	
Reid (116)	66	66	
Thelma Jones (117)	93	93	
MJ Shepard (118)	57	57	
Brockett (119)	95	95	
Daulton (120)	72	72	
Spencer (121)	102	102	
Cabaniss (122)	112	112	
Holt (123)	67	67	
Perry (124)	103	103	
Miller (125)	97	97	
Neal (126)	34	34	
Jandrucko (127)	205	139	66
Norwood (128)	72	72	
Intermediate			
Mary Orr (201)	78	78	
Cross Timbers (202)	88	88	
Donna Shepard (204)	169	169	
Icenhower (205)	132	132	
Lillard (206)	55	55	
Low (207)	58	58	
Martinez (208)	75	75	
Middle School			
Worley (41)	72	72	
TA Howard (42)	74	74	
Knight (944)	2	2	
Wester (43)	54	54	
Danny Jones (44)	32	32	
Coble (45)	94	94	
Jobe (46)	92	92	
McKinzey (47)	33	33	
High School			
Summit (02)	145	145	
Mansfield (03)	83	83	

Timberview (04)	119	119	
Legacy (05)	170	170	
Phenix Academy (06)	5	5	
Lake Ridge (07)	70	70	
Frontier (08)	1	1	
Early College (09)	1	1	

V. **TELPAS Data – Composite Rating**

	<u># Of students Rated</u>	<u>Beginning</u>	<u>Intermediate</u>	<u>Advanced</u>	<u>Advanced High</u>
2021 K-2	1244	12%	37%	35%	16%
2021 3-12	2100	2%	28%	50%	20%
2020 K-2	890	15%	30%	36%	19%
2020 3-12	780	2%	26%	50%	22%
2019 K-2	1330	8%	28%	39%	26%
2019 3-12	1915	2%	24%	47%	28%
2018 K-2	1332	6%	32%	40%	22%
2018 3-12	1853	2%	21%	51%	26%
2017 K-2	1269	15%	27%	31%	28%
2017 3-12	1937	3%	15%	43%	38%

VI. **Emergent Bilingual/(EB) Reclassification Data**
Number of Students Reclassified (Met Exit Criteria)

2021	44 students	1%
2020	273 students	7%
2019	663 students	18%

VII. **Emergent Bilingual/(EL) STAAR Data**

School Year	Grade Level	Subject	District %	EL % Meet
2021	3	Reading	51	42
2021	3	Math	44	38



Language
Acquisition
Department

Mansfield ISD

2020	3	Reading	*NS	*NS
2020	3	Math	*NS	*NS
2019	3	Reading	86	84
2019	3	Math	61	60
2018	3	Reading	59	48
2018	3	Math	61	55
2017	3	Reading	58	49
2017	3	Math	62	59
2021	4	Reading	50	41
2021	4	Math	48	43
2021	4	Writing	36	29
2020	4	Reading	*NS	*NS
2020	4	Math	*NS	*NS
2020	4	Writing	*NS	*NS
2019	4	Reading	59	53
2019	4	Math	65	63
2019	4	Writing	47	37
2018	4	Reading	60	50
2018	4	Math	63	59
2018	4	Writing	55	48
2017	4	Reading	57	45
2017	4	Math	65	60
2017	4	Writing	48	36
2021	5	Reading	52	47
2021	5	Math	50	50
2021	5	Science	38	34
2020	5	Reading	*NS	*NS
2020	5	Math	*NS	*NS
2020	5	Science	*NS	*NS
2019	5	Reading	63	56
2019	5	Math	69	67
2019	5	Science	61	52
2018	5	Reading	63	51



Language
Acquisition
Department

Mansfield ISD

2018	5	Math	70	66
2018	5	Science	52	41
2017	5	Reading	56	45
2017	5	Math	56	53
2017	5	Science	51	39
2021	6	Reading	41	31
2021	6	Math	52	48
2020	6	Reading	*NS	*NS
2020	6	Math	*NS	*NS
2019	6	Reading	49	36
2019	6	Math	67	61
2018	6	Reading	47	36
2018	6	Math	61	61
2017	6	Reading	44	31
2017	6	Math	51	45
2021	7	Reading	55	45
2021	7	Math	40	33
2021	7	Writing	42	27
2020	7	Reading	*NS	*NS
2020	7	Math	*NS	*NS
2020	7	Writing	*NS	*NS
2019	7	Reading	61	51
2019	7	Math	63	59
2019	7	Writing	55	44
2018	7	Reading	58	48
2018	7	Math	60	55
2018	7	Writing	56	44
2017	7	Reading	53	43
2017	7	Math	54	50
2017	7	Writing	49	39
2021	8	Reading	55	40
2021	8	Math	29	25



Language
Acquisition
Department

Mansfield ISD

2021	8	Science	52	36
2021	8	Social Studies	39	23
2020	8	Reading	*NS	*NS
2020	8	Math	*NS	*NS
2020	8	Science	*NS	*NS
2020	8	Social Studies	*NS	*NS
2019	8	Reading	65	50
2019	8	Math	63	64
2019	8	Science	62	49
2019	8	Social Studies	49	36
2018	8	Reading	58	50
2018	8	Math	49	49
2018	8	Science	61	54
2018	8	Social Studies	50	44
2017	8	Reading	58	47
2017	8	Math	46	46
2017	8	Science	57	49
2017	8	Social Studies	43	33
2021	EOC	English I	65	34
2021	EOC	English II	70	35
2021	EOC	Algebra I	56	45
2021	EOC	Biology	67	35
2021	EOC	US History	77	45
2020	EOC	English I	*NS	*NS
2020	EOC	English II	*NS	*NS
2020	EOC	Algebra I	*NS	*NS
2020	EOC	Biology	*NS	*NS
2020	EOC	US History	*NS	*NS
2019	EOC	English I	62	38
2019	EOC	English II	62	35
2019	EOC	Algebra I	68	61
2019	EOC	Biology	71	47
2019	EOC	US History	79	55
2018	EOC	English I	56	38

2018	EOC	English II	59	*NS
2018	EOC	Algebra I	60	56
2018	EOC	Biology	66	46
2018	EOC	US History	76	49
2017	EOC	English I	55	33
2017	EOC	English II	55	*NS
2017	EOC	Algebra I	52	50
2017	EOC	Biology	66	47
2017	EOC	US History	73	37

VIII. Staffing and Certifications

Mansfield ISD employs 957 ESL teachers and 53 bilingual teachers. MISD's PK-6 Bilingual Program is staffed with Certified and ESL teachers. Our ESL Content-Based and Pull-Out programs are staffed with ESL teachers in all ELA, Reading and Writing classes. Teachers attended the following staff development that included strategies focused on helping Emergent Bilingual students acquire English Proficiency and support their Bilingualism:

- Texas Reading Academy (the Science of Teaching Reading) K-3
- MClass-Amplify Training All PK-2 Teachers
- Biliteracy Training – Curriculum and Program updates
- Estrellita Training
- Esperanza Training
- Professional Learning Teams – Bilingual and ESL teachers at work
- Shelter training embedded in District Content Training
- ELLs in TX: What Teachers Need to Know

IX. Curriculum & Instructional Resources

X. Exceptions and Waivers

ESL Waivers

School Year	Number of Teachers needing ESL Certification/Waivers submitted to TEA
2021-2022	53
2020-2021	59
2019-2020	56
2018-2019	78

XI. District Plan to address needs

- a. *ESL Certifications: Reimbursement of ESL Certification Test* {Tentative date to begin in the Spring Semester 2022. The process has been cleared and approved by HR and Finance Departments.}
- b. *Proposal of Increasing Bilingual Stipend*- Needed to be competitive to retain Highly Qualified Bilingual teachers within the ranges of **\$5,500-\$7,200**

School District	Bilingual Stipend
Mansfield ISD	\$3,680
Arlington ISD	\$4,000
Midlothian ISD	\$5,000
White Settlement ISD	\$4,000
Fort Worth ISD	\$6,000
Grand Prairie ISD	\$6,000
Duncanville ISD	\$4,000 + \$5,000 singing bonus

- c. *Use of SummitK-12 Listening and Speaking practice for EL students in grades 5-12 grade* – Begin Implemented in October 2021
- d. Middle and High School ESL Leads Professional Development in areas of need:
 - Teaching Science to English Learners
 - Newcomers DFW – virtual PLC
 - Navigating the ELPS for Long Term EL’s
 - Motivating English Language Learners
- e. Proposal to add three (3) EL Instructional Coaches and one (1) paraprofessional to serve as a Community Bilingual Liaison funded with the Mansfield ISD’s BEA {Bilingual Education Allotment **per 19 TAC §89.1207(a)(1)(E)**} [TEA Bilingual Education Allotment Explanation](#)

***Transitioning to electronic LPAC’s Fall of 2021 with the use of SuccessEd as the platform to house these documents. All Special Population department documentation including LPAC’s are now in one electronic platform.



**Board of School Trustees
Mansfield Independent School District**

TITLE: Consider Approval of Bids received in the
Month of December and January

DATE: January 25, 2022

ACTION

BACKGROUND:

Under Texas Education Code 44.031 "...all school district contracts, except contracts for the purchase of produce or vehicle fuel, valued at \$50,000 or more in the aggregate for each 12-month period shall be made by the method, of the following methods, that provides the best value for the district: (1) competitive bidding; (2) competitive sealed proposals; (3) a request for proposals, for services other than construction services; (4) an inter-local contract; (5) a design/build contract; (6) a contract to construct, rehabilitate, alter, or repair facilities that involves using a construction manager; or (7) a job order contract for the minor construction, repair, rehabilitation, or alteration of a facility; (8) the reverse auction procedure as defined by Section 2155.062(d), Government Code; or (9) the formation of a political subdivision corporation under Section 304.001, Local Government Code.

Compliance with Texas Education Code 44.031 is not required for purchases that are deemed sole source. Board approval is required if the expenditures exceeds \$50,000 per MISD Policy CH Local.

CONSIDERATION:

The following bids were received:

- 22-002 Miscellaneous Services and Equipment (Open-Ended)
- 22-004 Restaurant and Catering Services (Open-Ended)
- 22-012 Hyper-Converged Network Storage, Backup Solution and Services
- 22-014 Ovens for Student Nutrition

RECOMMENDATION:

The Superintendent recommends that the Board approve bids received in the Month of December and January.

RECOMMENDED MOTION:

"Move to adopt the bids received during the Month of December and January."

Exhibit 1:

TITLE: Consider Approval of RFP 22-002 and RFP 22-004, Vendor Recommendation for Awarding Open-Ended Bids DATE: January 25, 2022

BACKGROUND:

We request that the MISD Board of Trustees approve the recommendations as made by the Purchasing Department. All documents related to:

- RFP 22-002 Miscellaneous Services and Equipment were received electronically through MISD e-Bid prior to the closing at 2:00 p.m. on June 30, 2022.
- RFP 22-004 Restaurants and Catering Services were received electronically through MISD e-Bid prior to the closing at 2:00 p.m. on June 21, 2022.

These proposals are open-ended with vendors approved and added throughout the proposal period.

RFPs:

The following bids were received for RFP's:

- 22-002 Miscellaneous Services and Equipment (Open-Ended)
 1. School Bus Safety Company
 2. Sunbelt Glaziers LLC
- 22-004 Restaurant and Catering Services (Open-Ended)
 - 1.



**Board of School Trustees
Mansfield Independent School District**

TITLE: Approve Vendor
Recommendation for Awarding RFP
22-014 for Ovens for Student Nutrition

DATE: January 25, 2022

PROPOSAL RECOMMENDATION

BACKGROUND:

We request that the MISD Board of Trustees approve the recommendation as made by the Purchasing Department, in conjunction with Student Nutrition Departments, for awarding the RFP 22-014 for new ovens at multiple campus locations. Completed proposal requests for RFP 22-014 were received prior to the closing at 2:00 p.m. on January 8, 2022.

CONSIDERATIONS:

The purpose of this RFP is to procure new ovens at multiple campus locations

Considerations included pricing, experience, quality of goods or service, reputation, qualifications, responsiveness, technical merit, and any other relevant factors.

MISD received 7 responses of which all vendors were qualified.

Attached is the proposal tabulation for RFP 22-014. The contract term will begin upon School Board approval and will continue through the full completion of the project, with the option to renew for 4 additional years if agreed to by MISD and the vendor. Additional purchases after the first year will require MISD to obtain quotes as needed.

RECOMMENDATION:

The Purchasing Department, in conjunction with the Student Nutrition Department, recommends that the Board approve Ace Mart as indicated in the attached evaluation score sheet for the purchase of new ovens.

Event Number 22-014 Addendum 1
Event Title Ovens for Student Nutrition
Event Description
Event Type RFP
Issue Date 12/14/2021 12:46:41 PM (CT)
Close Date 1/8/2022 02:00:00 PM (CT)

Organization Mansfield ISD
Workgroup Purchasing
Event Owner Ed Harper
Email edwardharper@misdmail.org
Phone (817) 299-6090
Fax (817) 473-5780

Responding Supplier	City	State	Response Submitted	Lines Responded	Response Total
Ace Mart	San Antonio	TX	12/30/2021 12:12:17 PM (CT)	4	\$215,705.37
ISI Commercial Refrigeration, LLC (Strategic Equipment, LLC)	Lewisville	TX	12/29/2021 02:57:57 PM (CT)	4	\$219,089.93
1st Choice Restaurant Equipment & Supply LLC	San Antonio	TX	1/7/2022 06:12:31 PM (CT)	4	\$234,406.54
Douglas Equipment (Douglas Food Stores Inc)	Bluefield	WV	1/6/2022 10:32:49 AM (CT)	4	\$240,229.96
Pasco Brokerage Inc	Plano	TX	1/6/2022 03:19:32 PM (CT)	4	\$252,565.00
Kommerical Kitchens (Terry Woodard Enterprises, Inc)	Beaumont	TX	1/7/2022 10:54:47 AM (CT)	4	\$255,603.00
Supreme Fixture Company, Inc	Little Rock	AR	1/6/2022 02:55:44 PM (CT)	4	\$256,795.00

Please note: Lines Responded and Response Total only includes responses to specification. No alternate response data is included.



**Board of School Trustees
Mansfield Independent School District**

TITLE: RFP 22-012
Hyper-Converged Network
Storage, Backup Solution
and Services

DATE: January 25th 2022

PROPOSAL RECOMMENDATION

BACKGROUND:

We request that the MISD Board of Trustees approve the recommendations as made by the Purchasing Department in conjunction with the Technology Department, for awarding the RFP 22-012 for Hyper-Converged Network Storage, Backup Solution and Services. Completed proposal requests for RFP 22-012 were received prior to the closing at 2:00 p.m. on January 4th, 2022.

CONSIDERATIONS:

The purpose of this RFP is to procure hyper-converged network storage, a backup solution, licensing, and services for our virtual environment.

Considerations included pricing, experience, quality of goods or services, reputation, qualifications, responsiveness, technical merit, and any other relevant factors.

MISD invited 6 vendors and received 1 response.

Attached is the proposal tabulation for RFP 22-012. The contract term will begin upon School Board approval and will continue through the full completion of the project, with the option to renew for 4 additional years if agreed to by MISD and the vendor. Additional purchases after the first year will require MISD to obtain quotes as needed.

RECOMMENDATION:

The Purchasing Department, in conjunction with the Technology Department, recommends that the Board approve Netsync Network Solutions as indicated in the attached evaluation score sheet for the purchase of these goods and services.

Event Number 22-012
Event Title Hyper-Converged Network Storage, Backup Solution and Services - Technology Review
Event Description Project Overview This proposal will aid in the implementation of a Hyper-Converged Network Storage, Backup Solution and Services.
Event Type RFP
Issue Date 12/7/2021 10:00:01 AM (CT)
Close Date 1/4/2022 02:00:00 PM (CT)

Organization Mansfield ISD
Workgroup Purchasing
Event Owner Cody Cannon
Email codycannon@misdmail.org
Phone (817) 299-6092
Fax (817) 473-5780 xccannon

Responding Supplier	City	State	Response Submitted	Lines Responded	Response Total
Netsync Network Solutions	Farmers Branch	TX	1/4/2022 10:26:49 AM (CT)	49	\$1,148,250.23

Supplier Scoring Summary

22-012 - Hyper-Converged Network Storage, Backup Solution and Services - Technology Review

Supplier	Rank	Score	Standard Criteria - Percent							
			Price	Reputation of vendor and quality of products	Quality of the vendor's service	Extent to which vendor meets requirements	Past relationship with the customer	Vendor's HUB Status	Long term cost to the customer	Other relevant factors such as diversity
Netsync Network Solutions	1	75.20	35.00	7.40	12.60	7.80	2.70	1.00	4.20	4.50
		75.20	35.00	7.40	12.60	7.80	2.70	1.00	4.20	4.50



**Board of School Trustees
Mansfield Independent School District**

TITLE: Consideration and Approval of
Proposed Budget Amendments

DATE: January 25, 2022

ACTION

BACKGROUND:

The legal basis for budget development in Texas school districts is established in Sections 44.002 through 44.006 of the Texas Education Code. The Texas Education Code requires Board approval of the budget for the General Operating, Debt Service, and Food Service Funds. Board Resolution #22-03 permits the Superintendent or Associate Superintendent for Business and Finance to authorize routine budget revisions, adjustments and transfers necessary for the payment of District obligations throughout the fiscal year.

Any non-routine budget revisions, adjustments, and transfers which increase or decrease revenues and other financing sources and uses, along with the corresponding revisions in expenditures; or budget revisions, adjustments, and transfers which reduce or increase the fund balance of any related fund; or transfers between funds; or transactions exceeding \$500,000 must continue to be presented to the Board of Trustees for approval prior to processing.

A summary report of budget revisions, adjustments, and transfers approved and processed by the District in accordance with this resolution, listed by major function and funds, shall be submitted to the Board of Trustees for adoption/ratification on a monthly basis.

The attached amendments ensure compliance with state and local requirements.

Budget changes over \$500,000 for approval:

There are no budget changes over \$500,000 for the month of January.

Budget changes over \$25,000:

A transfer of \$100,000 was made from function 11 to function 41 for legal fees.

A transfer of \$90,000 was transferred out of function 11 to function 13 for Capturing Kids Hearts training for staff.

The overall net effect of these changes on the budget is \$0.

CONSIDERATIONS:

General Fund amendments are primarily transfers between functions due to account code changes and department requirements.

RECOMMENDATION:

The Superintendent recommends that the Board approve and ratify the amendments to the 2021-2022 budgets as presented.

RECOMMENDED MOTION:

“Move to approve and ratify the budget amendments as presented.”

**Mansfield Independent School District
General Operating Budget
Amended Budget As of 1/25/22**

	Original Budget	Revised Budget	Amendments 1/25/2022	Proposed Amended Budget
REVENUES AND OTHER SOURCES:				
Local Revenues	\$ 181,932,142	\$ 181,932,142		\$ 181,932,142
State Program Revenues	157,601,332	157,884,939		157,884,939
Federal Program Revenues	2,700,000	3,550,600		3,550,600
Other Resources	-	15,000		15,000
Total Revenue and Other Resources	\$ 342,233,474	\$ 343,382,681	\$ -	\$ 343,382,681
EXPENDITURES:				
11 Instruction	\$ 203,086,399	\$ 205,256,744	\$ (207,962)	\$ 205,048,782
12 Library & Media Services	3,961,965	4,126,022	780	4,126,802
Curriculum/Instructional Staff				
13 Development	4,873,732	4,954,655	89,301	5,043,956
21 Instructional Administration	4,639,454	4,668,095	9,910	4,678,005
23 School Leadership	20,234,031	20,649,528	4,499	20,654,027
31 Guidance & Counseling	10,449,446	10,555,464	(10,612)	10,544,852
33 Health Services	5,334,162	5,400,255	50	5,400,305
34 Student Transportation	16,640,833	16,702,914		16,702,914
35 Student Nutrition	12,000	12,000		12,000
Co-Curricular/Extra Curricular				
36 Activities	10,046,996	10,150,774	5,133	10,155,907
41 General Administration	7,965,366	8,082,760	110,288	8,193,048
51 Plant Maintenance & Operations	38,391,063	39,309,372		39,309,372
52 Security & Monitoring Services	6,628,656	7,171,046	663	7,171,709
53 Data Processing Services	8,157,822	9,559,103		9,559,103
61 Community Services	353,463	362,630	(2,050)	360,580
71 Debt Service/ Capital Lease	157,600	157,600		157,600
81 Facilities Acquisition and Construction	-	-		-
93 Shared Service Arrangement	-	-		-
95 Juvenile Justice Alternative Education	25,000	25,000		25,000
99 Other Intergovernmental Charges	1,275,486	1,275,486		1,275,486
00 Other Uses	-	-		-
Total Expenditures	\$ 342,233,474	\$ 348,419,448	\$ -	\$ 348,419,448
Transfers In	\$ -	\$ -		-
Transfers Out	\$ -	\$ 8,015,000		8,015,000
NET OPERATING RESULTS	\$ -	\$ (13,051,767)	\$ -	\$ (13,051,767)
Beginning Fund Balance July 1, 2021	112,635,427	112,635,427		112,635,427
Projected Ending Fund Balance June 30, 2022	\$ 112,635,427	\$ 99,583,660		\$ 99,583,660

MANSFIELD INDEPENDENT SCHOOL DISTRICT
DEBT SERVICE
Amended Budget As of 1/25/22

	Original Budget	Amended Budget	Amendments 1/25/2022	Proposed Amended Budget
REVENUES AND OTHER SOURCES:				
Local Sources	\$ 62,386,011	\$ 62,386,011		\$ 62,386,011
State Sources	1,250,161	1,250,161		1,250,161
Federal Sources	-	-		-
	<hr/>	<hr/>	<hr/>	<hr/>
TOTAL REVENUES	\$ 63,636,172	\$ 63,636,172	\$ -	\$ 63,636,172
EXPENDITURES:				
71- Debt Administration-Principal	29,550,000	29,550,000		29,550,000
71- Debt Administration-Interest	34,036,172	33,715,172		33,715,172
71- Debt Administration-Fees	50,000	371,000		371,000
	<hr/>	<hr/>	<hr/>	<hr/>
TOTAL EXPENDITURES	\$ 63,636,172	\$ 63,636,172	\$ -	\$ 63,636,172
Other Resources	\$ -	\$ 48,736,729		\$ 48,736,729
Other Uses	-	(48,365,000)		\$ (48,365,000)
Transfers In/(Out)	-	-	-	-
	<hr/>	<hr/>	<hr/>	<hr/>
NET OPERATING RESULTS	\$ -	\$ 371,729	\$ -	\$ 371,729

MANSFIELD INDEPENDENT SCHOOL DISTRICT
SCHOOL NUTRITION OPERATING BUDGET
Amended Budget As of 1/25/22

	Original Budget	Amended Budget	Amendments 1/25/2022	Proposed Amended Budget
REVENUES AND OTHER SOURCES:				
Local Sources	\$ 6,985,000	\$ 6,985,000		\$ 6,985,000
State Sources	86,500	86,500		\$ 86,500
Federal Sources	10,598,650	17,538,487		17,538,487
	<u>\$ 17,670,150</u>	<u>\$ 24,609,987</u>	<u>\$ -</u>	<u>\$ 24,609,987</u>
EXPENDITURES:				
Function 35 - Food Services	16,922,404	24,449,940		24,449,940
Function 51 - Plant Maintenance & Operations	304,867	304,867	-	304,867
	<u>\$ 17,227,271</u>	<u>\$ 24,754,807</u>	<u>\$ -</u>	<u>\$ 24,754,807</u>
Other Resources	\$ 25,000	\$ -	\$ -	-
Other Uses	-	-	-	-
Transfers In/(Out)	-	-	-	-
NET OPERATING RESULTS	<u>\$ 467,879</u>	<u>\$ (144,820)</u>	<u>\$ -</u>	<u>\$ (144,820)</u>



**Board of School Trustees
Mansfield Independent School District**

TITLE: Consideration and
Approval of the Second Reading of
118 (LOCAL) Policy Update

DATE: January 25, 2022

ACTION

BACKGROUND:

MISD is a member of the Texas Association of School Boards and as part of our service agreement; we receive their policy recommendations for our Legal and Local policies. The TASB policy service periodically provides updates to these policies, which reflect changes in education law and rule.

CONSIDERATIONS:

TASB Update 118 Recommend Policy Changes

CFD, CQB, DFE, DP, EHAA, EHBC, EIE, FDE, FEA, FFG and FL (LOCAL)

MISD Recommend Policy Changes

EF, and CFD (LOCAL)

RECOMMENDATION:

The Superintendent recommends approval of the second reading of recommended policy updates CFD, CQB, DFE, DP, EHAA, EHBC, EIE, FDE, FEA, FFG, FL, EF and CFD (LOCAL) policies as presented.

RECOMMENDED MOTION:

*If the Board desires to approve this action item, an appropriate motion would be:
“Move to approve the second reading of recommended policy updates CFD, CQB, DFE,
DP, EHAA, EHBC, EIE, FDE, FEA, FFG, FL, EF and CFD (LOCAL) as presented.”*

January 25, 2022

MISD 118(LOCAL) Policy Update

Second Reading

Instruction Sheet

TASB Localized Policy Manual Update 118

Mansfield ISD

Code	Type	Action To Be Taken	Note
ATTN	(NOTE)	No policy enclosed	See explanatory note
A	(LEGAL)	Replace table of contents	Revised table of contents
AE	(LEGAL)	Replace policy	Revised policy
AG	(LEGAL)	Replace policy	Revised policy
AIA	(LEGAL)	Replace policy	Revised policy
AIB	(LEGAL)	Replace policy	Revised policy
AIC	(LEGAL)	Replace policy	Revised policy
AIE	(LEGAL)	ADD policy	See explanatory note
BA	(LEGAL)	DELETE policy	See explanatory note
BAA	(LEGAL)	Replace policy	Revised policy
BBA	(LEGAL)	Replace policy	Revised policy
BBBA	(LEGAL)	Replace policy	Revised policy
BBBB	(LEGAL)	Replace policy	Revised policy
BBBD	(LEGAL)	Replace policy	Revised policy
BBD	(LEGAL)	Replace policy	Revised policy
BBFA	(LEGAL)	Replace policy	Revised policy
BDF	(LEGAL)	Replace policy	Revised policy
CBA	(LEGAL)	Replace policy	Revised policy
CBB	(LEGAL)	Replace policy	Revised policy
CCG	(LEGAL)	Replace policy	Revised policy
CCGA	(LEGAL)	Replace policy	Revised policy
CCH	(LEGAL)	Replace policy	Revised policy
CDC	(LEGAL)	Replace policy	Revised policy
CE	(LEGAL)	Replace policy	Revised policy
CFA	(LEGAL)	Replace policy	Revised policy
CFC	(LEGAL)	Replace policy	Revised policy
CFD	(LOCAL)	Replace policy	Revised policy
CH	(LEGAL)	Replace policy	Revised policy
CHE	(LEGAL)	Replace policy	Revised policy
CHF	(LEGAL)	Replace policy	Revised policy
CHG	(LEGAL)	Replace policy	Revised policy
CHH	(LEGAL)	Replace policy	Revised policy
CK	(LEGAL)	Replace policy	Revised policy
CKA	(LEGAL)	Replace policy	Revised policy

Instruction Sheet

TASB Localized Policy Manual Update 118

Mansfield ISD

Code	Type	Action To Be Taken	Note
CKB	(LEGAL)	Replace policy	Revised policy
CKC	(LEGAL)	Replace policy	Revised policy
CKD	(LEGAL)	Replace policy	Revised policy
CKE	(LEGAL)	Replace policy	Revised policy
CKEA	(LEGAL)	Replace policy	Revised policy
CKEB	(LEGAL)	Replace policy	Revised policy
CKEC	(LEGAL)	Replace policy	Revised policy
CLA	(LEGAL)	Replace policy	Revised policy
CLE	(LEGAL)	Replace policy	Revised policy
CMD	(LEGAL)	Replace policy	Revised policy
CNA	(LEGAL)	Replace policy	Revised policy
CNC	(LEGAL)	Replace policy	Revised policy
CO	(LEGAL)	Replace policy	Revised policy
CQ	(LEGAL)	Replace policy	Revised policy
CQA	(LEGAL)	Replace policy	Revised policy
CQB	(LEGAL)	Replace policy	Revised policy
CQB	(LOCAL)	Replace policy	Revised policy
CRD	(LEGAL)	Replace policy	Revised policy
CV	(LEGAL)	Replace policy	Revised policy
CVB	(LEGAL)	Replace policy	Revised policy
DBA	(LEGAL)	Replace policy	Revised policy
DC	(LEGAL)	Replace policy	Revised policy
DEA	(LEGAL)	Replace policy	Revised policy
DEAA	(LEGAL)	Replace policy	Revised policy
DEC	(LEGAL)	Replace policy	Revised policy
DECB	(LEGAL)	Replace policy	Revised policy
DFE	(LEGAL)	Replace policy	Revised policy
DFE	(LOCAL)	Replace policy	Revised policy
DG	(LEGAL)	Replace policy	Revised policy
DGC	(LEGAL)	Replace policy	Revised policy
DH	(LEGAL)	Replace policy	Revised policy
DIA	(LEGAL)	Replace policy	Revised policy
DMA	(LEGAL)	Replace policy	Revised policy
DP	(LEGAL)	Replace policy	Revised policy

Instruction Sheet

TASB Localized Policy Manual Update 118

Mansfield ISD

Code	Type	Action To Be Taken	Note
DP	(LOCAL)	Replace policy	Revised policy
E	(LEGAL)	Replace table of contents	Revised table of contents
EB	(LEGAL)	Replace policy	Revised policy
EEB	(LEGAL)	Replace policy	Revised policy
EEL	(LEGAL)	Replace policy	Revised policy
EF	(LEGAL)	Replace policy	Revised policy
EHA	(LEGAL)	Replace policy	Revised policy
EHAA	(LEGAL)	Replace policy	Revised policy
EHAA	(LOCAL)	ADD policy	See explanatory note
EHAD	(LEGAL)	Replace policy	Revised policy
EHBAB	(LEGAL)	Replace policy	Revised policy
EHBB	(LEGAL)	Replace policy	Revised policy
EHBC	(LEGAL)	Replace policy	Revised policy
EHBC	(LOCAL)	Replace policy	Revised policy
EHBE	(LEGAL)	Replace policy	Revised policy
EHBF	(LEGAL)	Replace policy	Revised policy
EHBG	(LEGAL)	Replace policy	Revised policy
EHBK	(LEGAL)	Replace policy	Revised policy
EHDD	(LEGAL)	Replace policy	Revised policy
EI	(LEGAL)	Replace policy	Revised policy
EIE	(LEGAL)	Replace policy	Revised policy
EIE	(LOCAL)	Replace policy	Revised policy
EIF	(LEGAL)	Replace policy	Revised policy
EK	(LEGAL)	Replace policy	Revised policy
EKB	(LEGAL)	Replace policy	Revised policy
EKBA	(LEGAL)	Replace policy	Revised policy
EL	(LEGAL)	Replace policy	Revised policy
EMB	(LEGAL)	Replace policy	Revised policy
EMI	(LEGAL)	Replace policy	Revised policy
FD	(LEGAL)	Replace policy	Revised policy
FDA	(LEGAL)	Replace policy	Revised policy
FDAA	(LEGAL)	Replace policy	Revised policy
FDB	(LEGAL)	Replace policy	Revised policy
FDE	(LEGAL)	Replace policy	Revised policy

Instruction Sheet

TASB Localized Policy Manual Update 118

Mansfield ISD

Code	Type	Action To Be Taken	Note
FDE	(LOCAL)	Replace policy	Revised policy
FEA	(LEGAL)	Replace policy	Revised policy
FEA	(LOCAL)	Replace policy	Revised policy
FEC	(LEGAL)	Replace policy	Revised policy
FED	(LEGAL)	Replace policy	Revised policy
FFAC	(LEGAL)	Replace policy	Revised policy
FFB	(LEGAL)	Replace policy	Revised policy
FFBA	(LEGAL)	Replace policy	Revised policy
FFEB	(LEGAL)	Replace policy	Revised policy
FFG	(LEGAL)	Replace policy	Revised policy
FFG	(LOCAL)	Replace policy	Revised policy
FFH	(LEGAL)	Replace policy	Revised policy
FFI	(LEGAL)	Replace policy	Revised policy
FL	(LEGAL)	Replace policy	Revised policy
FL	(LOCAL)	Replace policy	Revised policy
FM	(LEGAL)	Replace policy	Revised policy
FNCD	(LEGAL)	Replace policy	Revised policy
FNCG	(LEGAL)	Replace policy	Revised policy
FNG	(LEGAL)	Replace policy	Revised policy
FOC	(LEGAL)	Replace policy	Revised policy
FOD	(LEGAL)	Replace policy	Revised policy
FOF	(LEGAL)	Replace policy	Revised policy
GBA	(LEGAL)	Replace policy	Revised policy
GBAA	(LEGAL)	Replace policy	Revised policy
GKA	(LEGAL)	Replace policy	Revised policy
GKD	(LEGAL)	Replace policy	Revised policy
GKE	(LEGAL)	Replace policy	Revised policy
GNB	(LEGAL)	Replace policy	Revised policy
GNC	(LEGAL)	Replace policy	Revised policy
GRB	(LEGAL)	Replace policy	Revised policy

**Fiduciary
Responsibility**

The Superintendent, principal, and sponsor, as applicable, shall be responsible for the proper administration of District and campus activity funds and student activity funds in accordance with state law and local policy, District-~~approved~~ accounting practices and procedures, and the [Texas Education Agency \(TEA\) Financial Accountability System Resource Guide](#).

**Student Activity
Funds**

The Superintendent ~~or designee~~ shall ensure that student activity accounts are maintained to manage all class funds, ~~organization funds~~, and ~~any~~ other funds raised and collected by [student clubs or organizations from students](#) for a school-related purpose. The principal or designee shall issue receipts for all funds prior to their deposit into the appropriate District account at the District depository.

Student activity funds shall be included in the annual audit of the District's fiscal accounts. [See CFC]

Use and
Expenditure

Funds collected by student groups shall be used only for purposes authorized by the [student club or organization](#). ~~or upon approval of the sponsor~~. The principal ~~and sponsor or designee~~ shall [manage and](#) approve all disbursements. All funds raised by student organizations must be expended for the benefit of the students.

**District and Campus
Activity Funds**

The Superintendent shall [ensure District accounting practices and procedures address](#) ~~establish regulations governing~~ the expenditure of District and campus activity funds generated from vending machines, rentals, gate receipts, concessions, and other local sources of revenue over which the District has direct control. Funds generated from such sources shall be expended for the benefit of the District or its students and shall be related to the District's educational purpose.

Approval

Approval from the immediate supervisor or designee shall be obtained prior to a disbursement being made to any employee, including the principal.

Carryover Funds

All funds shall be left in the appropriate account and each sponsoring group shall retain the carryover funds for the next fiscal year. If [a club or an](#) organization ceases to function or exist, the unexpended funds ~~of the organization~~ shall be credited to the appropriate administrative activity account.

- Plan** The District shall develop a cybersecurity plan to secure the District's cyberinfrastructure against a cyberattack or any other cybersecurity incidents, determine cybersecurity risk, and implement appropriate mitigation planning.
- Coordinator** The Superintendent shall designate a cybersecurity coordinator. The cybersecurity coordinator shall serve as the liaison between the District and the Texas Education Agency (TEA) in cybersecurity matters ~~and as required by law report to TEA breaches of system security.~~
- Training** The Board delegates to the Superintendent the authority to:
1. Determine the cybersecurity training program to be ~~used in the District; annually completed by each employee and Board member; and~~
 2. Verify and report compliance with ~~staff~~ training requirements in accordance with guidance from the Department of Information Resources; ~~and~~
 - ~~2.3.~~ Remove access to the District's computer systems and databases for noncompliance with training requirements as appropriate.
- Security Breach Notifications** Upon discovering or receiving notification of a breach of system security, the District shall disclose the breach to affected persons or entities in accordance with the time frames established by law. The District shall give notice by using one or more of the following methods:
1. Written notice.
 2. Email, if the District has email addresses for the affected persons.
 3. Conspicuous posting on the District's websites.
 4. Publication through broadcast media.
- The ~~District~~ District's cybersecurity coordinator shall disclose a breach involving sensitive, protected, or confidential student information ~~as required by TEA and parents in accordance with~~ law.

TERMINATION OF EMPLOYMENT
RESIGNATION

DFE
(LOCAL)

**General
Requirements**

All resignations shall be submitted in writing to the Superintendent or ~~other person designated by Board action in accordance with this policy~~ ~~designee~~. The employee shall give reasonable notice and shall include in the letter a statement of the reasons for resigning. A prepaid certified or registered letter of resignation shall be considered submitted upon mailing.

At-Will Employees

The Superintendent ~~or designee~~ shall be authorized to accept the resignation of an at-will employee at any time. ~~The Superintendent may delegate to other administrators the authority to accept a resignation of an at-will employee.~~

Contract Employees

The Superintendent or other person designated by Board action shall be authorized to receive a contract employee's resignation effective at the end of the school year or submitted after the last day of the school year and before the penalty-free resignation date. ~~If an employee provides a resignation to a supervisor who has not been designated by the Board to accept resignations, the supervisor shall instruct the employee to submit the resignation to the Superintendent or other person designated by Board action.~~ The resignation requires no further action by the District and is accepted upon receipt by the Superintendent or other person designated by Board action.

The Superintendent, ~~the or~~ assistant superintendent for human resources, or other person designated by Board action shall be authorized to accept a contract employee's resignation submitted or effective at any other time. ~~If an employee provides a resignation to a supervisor who has not been designated by the Board to accept resignations, the supervisor shall instruct the employee to submit the resignation to the Superintendent, the assistant superintendent for human resources, or other person designated by Board action.~~ The Superintendent, the assistant superintendent for human resources, or other person designated by Board ~~action~~ ~~The Superintendent or other~~ Board designee shall either accept the resignation or submit the matter to the Board in order to pursue sanctions allowed by law.

**Withdrawal of
Resignation**

Once submitted and accepted, the resignation of a contract employee may not be withdrawn without consent of the Board.

**Principal
Qualifications**

In addition to the minimal certification requirement, ~~athe~~ principal shall have at least:

1. Working knowledge of curriculum and instruction;
2. The ability to evaluate instructional program and teaching effectiveness;
3. The ability to manage ~~budgets~~budget and personnel and to coordinate campus functions;
4. The ability to explain policy, procedures, and data;
5. Strong communications, public relations, and interpersonal skills;
- ~~6.—Three years' experience as a classroom teacher;~~
- ~~7.6.~~ Prior experience in instructional leadership roles; and
1. Other qualifications deemed necessary by the Board and included in the job description.

School Counselors

In accordance with law, a school counselor shall spend 80 percent of the counselor's work time on duties that are components of a comprehensive school counseling program (CSCP). [See FFEA]

- ~~8.7.~~ If the Board approves a determination by the administration that due to District or campus staffing needs or other reasons a school counselor is prevented from spending 80 percent of the counselor's work time on duties that are components of a CSCP, the Board shall direct the Superintendent to develop a revised job description for the school counselor that addresses the percentage of the school counselor's time that shall be spent on duties related to the components of a CSCP and the duties the school counselor is expected to perform in the remaining work time. The Superintendent shall report to the Board regarding adjustments to a school counselor's duties under this provision. ▸

**Human Sexuality
Instruction**

The following process shall apply regarding the adoption of curriculum materials for the district's human sexuality instruction:

1. The Board shall adopt a resolution convening the District's school health advisory council (SHAC) to recommend curriculum materials for the instruction.
2. The SHAC shall hold at least two public meetings on the curriculum materials before adopting recommendations to present to the Board.
3. The SHAC recommendations must comply with the instructional content requirements in law, be suitable for the subject and grade level for which the materials are intended, and be reviewed by academic experts in the subject and grade level for which the materials are intended.
4. The SHAC shall present its recommendations to the Board at a public meeting.
5. After the Board ensures the recommendations from the SHAC meet the standards in law, the Board shall take action on the recommendations by a record vote at a public meeting.

~~Each student~~~~Students at all grade levels~~ who ~~has~~~~have~~ been identified as being at risk of dropping out of school, who ~~is~~~~are~~ not performing at grade level, or who did not perform satisfactorily on a state-mandated assessment shall be provided accelerated and/or compensatory educational services. ~~based on needs assessment.~~
~~The principal shall ensure that each identified student is receiving services.~~

Accelerated Instruction

The District shall provide accelerated instruction in accordance with law if a student fails to perform satisfactorily on a state-mandated assessment.

Accelerated Learning Committee

When a student fails to perform satisfactorily on a math or reading state-mandated assessment in grades 3, 5, or 8, an accelerated learning committee shall develop a written educational plan in accordance with law. If a parent requests that the student be assigned to a particular teacher the following school year, the request shall be addressed in accordance with the District's administrative procedures.

A parent complaint about the content or implementation of the educational plan shall be filed in accordance with FNG.

~~The services provided each student shall be consistent with the goals and strategies established in the District and campus improvement plans and shall be reviewed for effectiveness at the close of each grading period. Parents shall be encouraged to participate in the planning of educational services for their child and shall be kept informed regarding the child's progress toward educational goals.~~

~~Parents of students who are not successful in meeting requirements for promotion shall be informed of any available options, such as an extended year program or summer school.~~

~~[See EIE]~~

Local Eligibility Criteria

In addition to the eligibility criteria specified in law, the District defines as eligible for compensatory education services a student who has been identified as dyslexic or referred for services for dyslexia or related disorders.

Curriculum Mastery

Promotion and course credit shall be based on mastery of the curriculum. Expectations and standards for promotion shall be established for each grade level, content area, and course and shall be coordinated with compensatory, intensive, and/or accelerated services. [See EHBC]- The District shall comply with applicable state and federal requirements when determining methods for students with disabilities [see FB] or students who are English language learners [see EHBE and EKBA] to demonstrate mastery of the curriculum.

Students Receiving
Special Education
Services

Any modified promotion standards for a student receiving special education services shall be determined by the student's admission, review, and dismissal (ARD) committee and documented in the student's individualized education program (IEP). [See EHBA series and EKB]

**Standards for
Mastery**

In addition to the factors in law that must be considered for promotion, mastery shall be determined as follows:

1. Course assignments and unit evaluation shall be used to determine student grades in a subject. An average of 70 or higher shall be considered a passing grade.
2. Mastery of the skills necessary for success at the next level shall be validated by assessments that may either be incorporated into unit or final exams or may be administered separately. Mastery of at least 70 percent of the objectives shall be required.

Prekindergarten
–Grade 2

In **prekindergarten–grade 2**, promotion to the next grade level shall be based on satisfactory performance on grade-level standards (essential knowledge and skills) in language arts and mathematics.

Grades 3–8

In **grades 3–8**, promotion to the next grade level shall be based on an overall average of 70 on a scale of 100 based on course-level, grade-level standards (essential knowledge and skills) for all subject areas and a grade of 70 or above in three of the following areas: language arts, mathematics, science, and social studies.

Grades 9–12

Grade-level advancement for students in grades 9–12 shall be earned by course credits. [See EI]

**Accelerated
Instruction**

~~If a student fails to demonstrate proficiency on a state-mandated assessment, the student shall be provided accelerated instruction in such subject as the state provides for GRADE ADVANCEMENT and TESTING, below.~~

**Grade Advancement
Testing**

~~Except when a student will be assessed in reading or mathematics above his or her enrolled grade level, students in grades 5 and 8 must meet the passing standard on the applicable state mandated assessments in reading and mathematics to be promoted to the next grade level, in addition to the District's local standards for mastery and promotion.~~

~~Definition of 'Parent'~~

~~For purposes of this policy and decisions related to grade advancement requirements, a student's "parent" shall be defined to include either of the student's parents or guardians; a person designated by the parent, by means of a power of attorney or an authorization agreement as provided in Chapter 34 of the Family Code, to have responsibility for the student in all school-related matters [see FD]; a surrogate parent acting on behalf of a student with a disability; a person designated by the parent or guardian to serve on the grade placement committee (GPC) for all purposes; or in the event that a parent, guardian, or designee cannot be located, a person designated by the Superintendent or designee to act on behalf of the student. [See EIE(LEGAL)]~~

~~Alternate
Assessment
Instrument~~

~~The Superintendent or designee shall select from the state approved list, if available, for each applicable subject an alternate assessment instrument that may be used for the third testing opportunity. Each student's GPC shall decide whether he or she shall be given the statewide assessment instrument or the applicable alternate instrument for the third testing opportunity. The committee's decision shall be based on a review of the student's performance in the previous testing opportunities, local assessments, and any other circumstances it deems appropriate.~~

~~Standards for
Promotion Upon
Appeal~~

~~If a parent initiates an appeal of his or her child's retention following the student's failure to demonstrate proficiency after the third testing opportunity, the GPC shall review all facts and circumstances in accordance with law.~~

~~The student shall not be promoted unless:~~

- ~~1. All members of the GPC agree that the student is likely to perform on grade level if given additional accelerated instruction during the following school year in accordance with the educational plan developed by the GPC; and~~
- ~~2. The student has completed required accelerated instruction in the subject area for which the student failed to demonstrate proficiency.~~

~~Whether the GPC decides to promote or to retain a student in this manner, the committee shall determine an accelerated instruction~~

~~plan for the student for the following school year, providing for interim reports to the student's parent and opportunities for the parent to consult with the teacher or principal as needed. The principal or designee shall monitor the student's progress during the following school year to ensure that he or she is progressing in accordance with the plan.~~

~~Transfer Students~~

~~When a student transfers into the District having failed to demonstrate proficiency on applicable assessment instruments after two testing opportunities, a GPC shall convene for that student. The GPC shall review any available records of decisions regarding testing and accelerated instruction from the previous district and determine an accelerated instruction plan for the student.~~

~~If a parent initiates an appeal for promotion when a student transfers into the District having failed to demonstrate proficiency after three testing opportunities, the GPC shall review any available records of decisions regarding testing, accelerated instruction, retention, or promotion from the previous district and issue a decision in accordance with the District's standards for promotion.~~

~~Assignment of
Retained Students~~

~~In the event a student is not promoted to the next grade level, the District shall nevertheless assign the student to an age appropriate campus, unless:~~

- ~~1. The student's parent requests that the student be assigned to the same or a similar campus setting; or~~
- ~~2. The student's GPC determines that it would be in the student's best interest to be assigned to the same or a similar campus setting. Criteria to be considered for this decision may include:
 - ~~a. Recommendations from the student's teachers.~~
 - ~~b. Observed social and emotional development of the student.~~~~

~~Reducing Student
Retention~~

~~The District shall establish procedures designed to reduce retaining students at a grade level, with the ultimate goal being elimination of the practice of retaining students. [See EHBC]~~

Safe Schools Data

The Superintendent shall ensure that the District complies with Texas Education Agency (TEA) guidelines for the collection and maintenance of data regarding:

1. Mandatory expellable offenses committed at school or at a school-related or school-sponsored activity, on or off school property [see FOD]; and
2. Any student who becomes a victim of one of the following violent criminal offenses, as defined by the Penal Code, while on the premises of the school the student attends or while attending a school-sponsored or school-related activity, on or off school property:
 - a. Attempted murder;
 - b. Indecency with a child;
 - c. Aggravated kidnapping;
 - d. Aggravated assault on someone other than a District employee or volunteer;
 - e. Sexual assault or aggravated sexual assault against someone other than a District employee or volunteer;
 - f. Aggravated robbery; or
 - g. Continuous sexual abuse of a young child or [disabled individual children](#).

School Safety Transfers

The parent of a student who becomes a victim of a violent criminal offense as described in the state guidance for unsafe school choice options or who is assigned to a campus identified by TEA as persistently dangerous shall be offered a transfer to a safe public or charter school within the District.

For each transfer requested, the District shall explore transfer options, as appropriate. Options may include a transfer agreement with another school district.

From a Persistently Dangerous School

The parent of a student attending a school identified as persistently dangerous shall be provided notification of his or her right to request a transfer. Notification shall occur at least 14 days prior to the start of the school year or, for a student enrolling subsequently, upon the student's enrollment.

The parent must submit to the Superintendent an application for transfer. The Superintendent shall complete the transfer prior to the beginning of the school year, if applicable, or within 14 calendar days of the request for a subsequently enrolling student.

Any transfer arranged for a student from a campus identified by TEA as persistently dangerous shall be renewed so long as the campus from which the student transferred retains that designation.

The District shall maintain, in accordance with the District's record retention schedule, documentation of notification to parents of the transfer option, transfer applications submitted, and action taken.

For a Victim of a
Violent Criminal
Offense

Within 14 calendar days after a violent criminal offense described above occurs in or on the premises of the school the student attends or while attending a school-sponsored or school-related activity, on or off school property, the District shall notify the parent of a student who is a victim of the offense of the parent's right to request a transfer. The parent must submit to the Superintendent an application for transfer. The Superintendent shall approve or disapprove the request within 14 calendar days of its submission.

Any transfer arranged for a student who was a victim of a violent crime as described above shall be renewed so long as the threat to the student exists at the campus to which the student would typically be assigned.

For each offense, the District shall maintain for at least five years documentation of the nature and date of the offense, notification to the parent of the transfer option, transfer applications submitted, action taken, and other relevant information regarding the offense.

**Additional Transfer
Options**

In circumstances described by Education Code 25.0341, a parent of a student who has been the victim of a sexual assault, regardless of whether the offense occurred on or off school property, may request a transfer of the parent's child or the student assailant from the same campus.

[For other transfer provisions, see also FDA and FDB.]

Students in violation of the compulsory attendance law shall be reported to the District attendance officer, who may institute court action as provided by law.

Excused Absences

In addition to excused absences required by law, the District shall excuse absences for the following purposes. [A student shall be required to submit verification of these absences in accordance with administrative regulations.](#)

Higher Education Visits

The District shall excuse a student for up to two days during the student's junior year and up to two days during the student's senior year to visit an accredited institution of higher education. ~~A student shall be required to submit verification of such visits in accordance with administrative regulations.~~

Armed Services Enlistment

The District shall excuse a student 17 years of age or older for up to four days during his or her enrollment in high school for activities related to pursuing enlistment in a branch of the U.S. Armed Services or Texas National Guard. ~~A student shall be required to submit verification of such activities in accordance with administrative regulations.~~

Early Voting or Election Clerk

The District shall excuse a student for up to two days per school year to serve as an early voting or election clerk. ~~A student shall be required to submit verification of service in accordance with administrative regulations.~~

Learner or Driver's License

The District shall excuse a student 15 years of age or older for one day during his or her enrollment in high school for each of the following:

- Visiting a driver's license office to obtain a learner license; or
- Visiting a driver's license office to obtain a driver's license.

[For extracurricular activity absences, see FM.]

Family Trips

A student shall be excused for a family trip, subject to the following guidelines:

1. Parents shall notify the school in writing at least one week in advance of the trip.
2. The student shall make prior arrangements (at least one week) with teachers for makeup work.
3. The student shall not be absent during mid-semester or semester tests.
4. Not more than one trip per year shall be allowed, and that trip shall not exceed five consecutive school days.

**Withdrawal for
Nonattendance**

The District may initiate withdrawal of a student under the age of 19 for nonattendance under the following conditions:

1. The student has been absent ten consecutive school days;
and
2. Repeated efforts by the attendance officer and/or principal to locate the student have been unsuccessful.

[For District-initiated withdrawal of students 19 or older, see FEA(LEGAL).]

**Students Attending
Homeschools**

Students who are homeschooled are exempt from the compulsory attendance law to the same extent as students enrolled in other private schools.

Adequate documentation of homeschooling for withdrawal shall consist of either a statement of withdrawal in accordance with FD(LOCAL) indicating the date homeschooling began, or a signed and dated letter from a parent or guardian indicating that his or her child is being homeschooled and the date the homeschooling began.

The District may request from a parent or guardian a letter of assurance that a child is being educated using a curriculum designed to meet basic education goals of reading, spelling, grammar, mathematics, and a study of good citizenship.

Enforcing
Compulsory
Attendance

If a parent or guardian refuses to submit a requested statement or letter, or if the District has evidence that a school-aged child is not being homeschooled within legal requirements, the District may investigate further and, if warranted, shall pursue legal action to enforce the compulsory attendance law.

**Program to Address
Child Sexual Abuse,
Trafficking, and
Maltreatment**

The District's program to address child sexual abuse, trafficking, and other maltreatment of children, as included in the District improvement plan and the student handbook, shall include:

1. Methods for increasing staff, student, and parent awareness regarding these issues, including prevention techniques and knowledge of likely warning signs indicating that a child may be a victim;
2. Age-appropriate, research-based antivictimization programs for students;
3. Actions that a child who is a victim should take to obtain assistance and intervention; and
4. Available counseling options for affected students.

Training

The District shall provide training to employees as required by law and District policy. Training shall address techniques to prevent and recognize sexual abuse, trafficking, and all other maltreatment of children, including children with significant cognitive disabilities. [See DMA]

[See BBD for Board member training requirements and BJCB for Superintendent continuing education requirements.]

**Reporting Child
Abuse and Neglect**

Any person who has reasonable cause to believe that a child's physical or mental health or welfare has been adversely affected by abuse or neglect has a legal responsibility, under state law, to immediately report the suspected abuse or neglect to an appropriate authority.

As defined in state law, child abuse and neglect include both sex and labor trafficking of a child.

The following individuals have an additional legal obligation to submit a written or oral report within 48 hours of learning of the facts giving rise to the suspicion of abuse or neglect:

1. Any District employee, agent, or contractor who suspects a child's physical or mental health or welfare has been adversely affected by abuse or neglect.
2. A professional who has reasonable cause to believe that a child has been or may be abused or neglected or may have been a victim of indecency with a child. A professional is anyone licensed or certified by the state who has direct contact with children in the normal course of duties for which the individual is licensed or certified.

A person is required to make a report if the person has [reasonable cause](#) to believe that an adult was a victim of abuse or neglect as a child and the person determines in good faith that disclosure of the information is necessary to protect the health and safety of another child or an elderly or disabled person.

[For parental notification requirements regarding an allegation of educator misconduct with a student, see FFF.]

Restrictions on Reporting

In accordance with law, an employee is prohibited from using or threatening to use a parent's refusal to consent to administration of a psychotropic drug or to any other psychiatric or psychological testing or treatment of a child as the sole basis for making a report of neglect, unless the employee has cause to believe that the refusal:

1. Presents a substantial risk of death, disfigurement, or bodily injury to the child; or
2. Has resulted in an observable and material impairment to the growth, development, or functioning of the child.

Making a Report

Reports may be made to any of the following:

1. A state or local law enforcement agency;
2. The Child Protective Services (CPS) division of the Texas Department of Family and Protective Services (DFPS) at (800) 252-5400 or the [Texas Abuse Hotline Website](#)¹;
3. A local CPS office; or
4. If applicable, the state agency operating, licensing, certifying, or registering the facility in which the suspected abuse or neglect occurred.

However, if the suspected abuse or neglect involves a person responsible for the care, custody, or welfare of the child, the report must be made to DFPS, unless the report is to the state agency that operates, licenses, certifies, or registers the facility where the suspected abuse or neglect took place; or the report is to the Texas Juvenile Justice Department as a report of suspected abuse or neglect in a juvenile justice program or facility. [As defined by law, a person responsible for the care, custody, or welfare of a child includes school personnel and volunteers and day-care workers.](#)
[See FFG(LEGAL)]

An individual does not fulfill his or her responsibilities under the law by only reporting suspicion of abuse or neglect to a campus princi-

pal, school counselor, or another District staff member. Furthermore, the District is prohibited from requiring an employee to first report his or her suspicion to a District or campus administrator.

Confidentiality

In accordance with state law, the identity of a person making a report of suspected child abuse or neglect shall be kept confidential and disclosed only in accordance with the rules of the investigating agency.

Immunity

A person who in good faith reports or assists in the investigation of a report of child abuse or neglect is immune from civil or criminal liability.

Failing to Report Suspected Child Abuse or Neglect

By failing to report suspicion of child abuse or neglect, an employee:

1. May be placing a child at risk of continued abuse or neglect;
2. Violates the law and may be subject to legal penalties, including criminal sanctions for knowingly failing to make a required report;
3. Violates Board policy and may be subject to disciplinary action, including possible termination of employment; and
4. May have his or her certification from the State Board for Educator Certification suspended, revoked, or canceled in accordance with 19 Administrative Code Chapter 249.

It is a criminal offense to coerce someone into suppressing or failing to report child abuse or neglect.

Responsibilities Regarding Investigations

In accordance with law, District officials shall be prohibited from:

1. Denying an investigator's request to interview a child at school in connection with an investigation of child abuse or neglect;
2. Requiring that a parent or school employee be present during the interview; or
3. Coercing someone into suppressing or failing to report child abuse or neglect.

District personnel shall cooperate fully and without parental consent, if necessary, with an investigation of reported child abuse or neglect. [See GKA]

¹ Texas Abuse Hotline Website: <http://www.txabusehotline.org>

Comprehensive System

The Superintendent shall develop and maintain a comprehensive system of student records and reports dealing with all facets of the school program operation and shall ensure through reasonable procedures that records are accessed by authorized persons only, as allowed by this policy. These data and records shall be stored in a safe and secure manner and shall be conveniently retrievable for use by authorized school officials.

Cumulative Record

A cumulative record shall be maintained for each student from entrance into District schools until withdrawal or graduation from the District.

This record shall move with the student from school to school and be maintained at the school where currently enrolled until graduation or withdrawal. Records for nonenrolled students shall be retained for the period of time required by law. No permanent records may be destroyed without explicit permission from the Superintendent. [See CPC]

Custodian of Records

The principal is custodian of all records for currently enrolled students. The principal is the custodian of records for students who have withdrawn or graduated. The student handbook made available to all students and parents shall contain a listing of the addresses of District schools, as well as the Superintendent's business address.

Types of Education Records

The record custodian shall be responsible for the education records of the District. These records may include:

1. Admissions data, personal and family data, including certification of date of birth.
2. Standardized test data, including intelligence, aptitude, interest, personality, and social adjustment ratings.
3. All achievement records, as determined by tests, recorded grades, and teacher evaluations.
4. All documentation regarding a student's testing history and any accelerated instruction he or she has received, including any documentation of discussion or action by [an accelerated learning](#)~~a-grade placement~~ committee convened for the student.
5. Health services record, including:
 - a. The results of any tuberculin tests required by the District.
 - b. The findings of screening or health appraisal programs the District conducts or provides. [See FFAA]

- c. Immunization records. [See FFAB]
6. Attendance records.
7. Student questionnaires.
8. Records of teacher, school counselor, or administrative conferences with the student or pertaining to the student.
9. Verified reports of serious or recurrent behavior patterns.
10. Copies of correspondence with parents and others concerned with the student.
11. Records transferred from other districts in which the student was enrolled.
12. Records pertaining to participation in extracurricular activities.
13. Information relating to student participation in special programs.
14. Records of fees assessed and paid.
15. Records pertaining to student and parent complaints.
16. Surveillance video recordings of a student if the recording constitutes an education record.
17. Other records that may contribute to an understanding of the student.

Video Surveillance Recordings

The Family Educational Rights and Privacy Act (FERPA) does not require the District to provide a parent or student with copies of video surveillance recordings depicting a student. A parent whose child is depicted in a video surveillance recording that constitutes an education record of that child may inspect the recording during regular District business hours. Copies of such recordings shall not be provided except under the following circumstances:

1. If the requesting parent's child is the only student visible in the recording or a copy of the recording may be provided to the parent upon payment of the applicable labor and materials fee. In calculating the applicable fee, the District shall use the same fee schedule that applies to requests for information made pursuant to the Texas Public Information Act under Chapter 552 of the Texas Government Code. [See GBAA(EX-HIBIT)]
2. If students other than the child of the requesting parent are also visible in the recording, a copy may be provided to the parent of the recording, if other students are not identifiable

or, if possible, the other students have been edited so that other students are not identifiable. Payment of the District's actual cost to have the recording edited and the applicable labor and materials fee may occur.

3. Pursuant to a valid subpoena, court order, or as otherwise provided by law.

[See FL(LEGAL) and EHBAF(LEGAL)]

Access by Parents

The District shall make a student's records available to the student's parents, as permitted by law. The records custodian or designee shall use reasonable procedures to verify the requester's identity before disclosing student records containing personally identifiable information.

Records may be reviewed in person during regular school hours without charge upon written request to the records custodian. For in-person viewing, the records custodian or designee shall be available to explain the record and to answer questions. The confidential nature of the student's records shall be maintained at all times, and records to be viewed shall be restricted to use only in the Superintendent's, principal's, or school counselor's office or other restricted area designated by the records custodian. The original copy of the record or any document contained in the cumulative record shall not be removed from the school.

At the campus level, copies of records for items such as report cards, birth certificates, immunization records, enrollment records, etc. are available at a per-copy cost, payable in advance. Copy costs are as follows:

- 1-9 copies = provided at no cost
- 10-19 copies = \$1
- 20-29 copies = \$2
- 30-39 copies = \$3 etc.

At the District level, up to 25 pages of paper copies of records are provided per school year at no cost. Copies of records in excess of 25 pages of paper copies, per year or provided on electronic media are available upon payment of the applicable fees. In calculating the applicable fee for paper copies of student records or student records provided on electronic media, the District shall use the same fee schedule that applies to records requested in accordance with the Texas Public Information Act under Chapter 552 of the Texas Government Code. Applicable fees shall not include charges for searching or retrieving the education records of a student.

Copies of records must be requested in writing. Parents may be denied copies of records if they fail to follow proper procedures or pay the copying charge. If the student qualifies for free or reduced-price lunches and the parents are unable to view the records during regular school hours, upon written request of a parent, one copy of the record shall be provided at no charge.

A parent may continue to have access to his or her child's records under specific circumstances after the student has attained 18 years of age or is attending an institution of postsecondary education. [See FL(LEGAL)]

Access by School Officials

A school official shall be allowed access to student records if he or she has a legitimate educational interest in the records.

For the purposes of this policy, "school officials" shall include:

1. An employee, Board member, or agent of the District, including an attorney, a consultant, a contractor, a volunteer, a school resource officer, and any outside service provider used by the District to perform institutional services.
2. An employee of a cooperative of which the District is a member or of a facility with which the District contracts for placement of students with disabilities.
3. A contractor retained by a cooperative of which the District is a member or by a facility with which the District contracts for placement of students with disabilities.
4. A parent or student serving on an official committee, such as a disciplinary or grievance committee, or assisting another school official in performing his or her tasks.
5. A person appointed to serve on a team to support the District's safe and supportive school program.

All contractors provided with student records shall follow the same rules as employees concerning privacy of the records and shall return the records upon completion of the assignment.

A school official has a "legitimate educational interest" in a student's records when he or she is:

1. Working with the student;
2. Considering disciplinary or academic actions, the student's case, or an individualized education program for a student with disabilities;
3. Compiling statistical data;

4. Reviewing an education record to fulfill the official's professional responsibility; or
5. Investigating or evaluating programs.

**Transcripts and
Transfers of Records**

The District may request transcripts from previously attended schools for students transferring into District schools; however, the ultimate responsibility for obtaining transcripts from sending schools rests with the parent or student, if 18 or older.

For purposes of a student's enrollment or transfer, the District shall promptly forward in accordance with the timeline provided in law education records upon request to officials of other schools or school systems in which the student intends to enroll or enrolls. [See FD(LEGAL), Required Documentation] The District may return an education record to the school identified as the source of the record.

**Records
Responsibility for
Students in Special
Education**

The Superintendent's designee shall be responsible for ensuring the confidentiality of any personally identifiable information in records of students in special education.

A current listing of names and positions of persons who have access to records of students in special education is maintained at the special services department.

**Procedure to Amend
Records**

Within 15 District business days of the record custodian's receipt of a request to amend records, the District shall notify the parents in writing of its decision on the request and, if the request is denied, of their right to a hearing. If a hearing is requested, it shall be held within ten District business days after the request is received.

Parents shall be notified in advance of the date, time, and place of the hearing. An administrator who is not responsible for the contested records and who does not have a direct interest in the outcome of the hearing shall conduct the hearing. The parents shall be given a full and fair opportunity to present evidence and, at their own expense, may be assisted or represented at the hearing.

The parents shall be notified of the decision in writing within ten District business days of the hearing. The decision shall be based solely on the evidence presented at the hearing and shall include a summary of the evidence and reasons for the decision. If the decision is to deny the request, the parents shall be informed that they have 30 District business days within which to exercise their right to place in the record a statement commenting on the contested information and/or stating any reason for disagreeing with the District's decision.

**Directory
Information**

Directory information for District students has been classified into two separate categories:

1. Items for use only for school-sponsored purposes; and
2. Items for all other purposes.

**School-Sponsored
Purposes**

For the following school-sponsored purposes—all District publications and announcements—directory information shall include student name; address; email address(es); photograph; degrees, honors, and awards received; grade level; most recent educational institution attended; participation in officially recognized activities and sports; weight and height of members of athletic teams; and enrollment status.

All Other Purposes

For all other purposes, directory information shall include student name; photograph; degrees, honors, and awards received; grade level; and most recent educational institution attended.



**Board of School Trustees
Mansfield Independent School District**

TITLE: Class Size Exemption Waiver Request

DATE: January 25, 2022

ACTION

BACKGROUND:

In accordance with TEC §25.112, Texas school districts must submit to TEA a request for an exception to the student-to-teacher ratio of 22:1 in Grades K-4 when that ratio is exceeded for a period of more than 30 days or by October 1, with the exception of during the last twelve weeks of the school year.

At this time, MISD has 16 additional elementary classes in Grades K-4 that exceed the student-to-teacher ratio of 22:1.

CONSIDERATIONS:

Districts that are in compliance at the beginning of the school year but that subsequently exceed class size limitations must apply for an exception no later than the 30th day after the district exceeds the 22:1 limit. Therefore, MISD could need to submit subsequent waivers throughout the year should additional classes exceed the 22:1 ratio.

RECOMMENDATION:

The Superintendent recommends The Board approve the class size exemption waiver request as presented.



Executive Program Summary January 2022

This report outlines, at an executive review level, the progress planned by the Construction Program Supervisor through January 2022 and key activities planned for February 2022.

OVERVIEW

Alma Martinez IS, Brenda Norwood ES, and Charlene McKinzey MS are complete and occupied. Warranty work is on-going at all three campuses. Closeout documents have been received and reviewed. Information is with the auditors for review.

All five (5) High Schools renovations and multi-purpose athletic complex (MAC) facilities are complete. The Summit High School Renovations and MAC had additional scope that was completed December 2020. Closeout documents are complete and the retainage paid.

The Phase 2 Project with Lee Lewis Construction at TA Howard Middle School is complete. Mansfield ISD has received the closeout documents, and the final deductive change order was approved at the September 2021 Board meeting.

The remaining Phase 2 project, Donna Shepard Intermediate School is complete. Closeout documentation is complete, and the final deductive change order was approved at the August 2021 Board meeting.

The Phase 2 Natatorium Project is complete, Closeout documentation is complete, and the final deductive change order was approved at the December 2020 Board meeting.

The second Phase 3 project that included the five (5) PBK Designed Elementary Schools, Jones, Nash, Reid, Smith, and Tipps, is complete. Mansfield ISD has received closeout documents, and the final deductive change order was approved at the September 2021 Board meeting.

The third Phase 3 project that included the five (5) SHW Designed Elementary Schools, Brockett, Cabaniss, Daulton, Sheppard, and Spencer is complete. Mansfield ISD has all closeout documentation, and the final deductive change order was approved at the September 2021 Board meeting.

The Ben Barber / Frontier and Performing Arts Center Projects were reviewed and the GMP contract was approved at the March 2021 board meeting. Construction began the end of May and the work is complete. Mansfield ISD is reviewing closeout documentation.

The next phase of projects included six Elementary Schools, four Intermediate Schools and three Middle Schools. The projects were reviewed and the GMP contract was approved at the April 2021 board meeting. The remaining scope for these projects began the end of May. The six Elementary Schools are complete, and the four Intermediate Schools are complete with the exception of door hardware. Finally, the three Middle Schools are still in progress but should be complete by April 2022.

The Newsom Stadium Project was reviewed and the GMP contract was approved at the June 2021 board meeting. Construction began the beginning of July and the DDC work is 99% complete.

SCHEDULE:

The Report for each project is attached herewith.

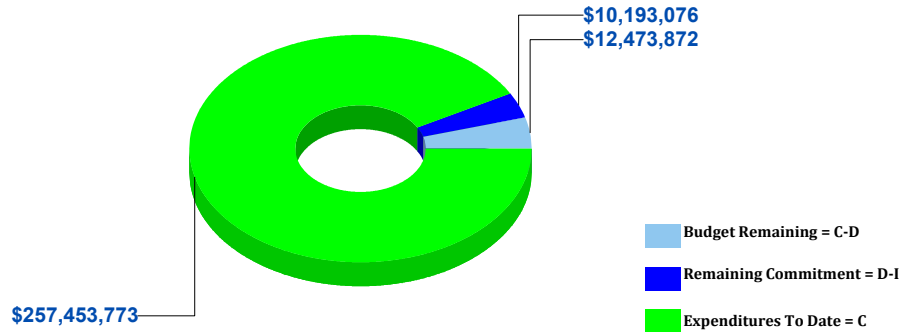
BUDGET:

The Program Report Summary of expenditures is attached herewith.

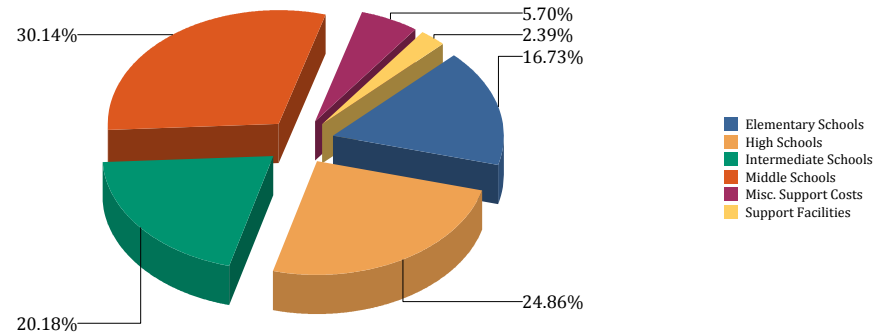


Purchase Order	ORG	SCHOOL NAME	GMP			Final Closeout - General Contractor				Audit		
			Budget	Total Billed To Date	Balance	Retainage	Sub. Comp. Date	General Contractor	Closeout Date	Closeout Documents Needed	Status	Documents Requested
NEW SCHOOLS												
9581900105	128	Brenda Norwood ES	\$29,078,027.00	\$27,506,094.59	\$1,571,932.41	\$1,447,689.19	4/14/2021	Lee Lewis Construction	Jan-22	COMPLETE	12/16/21: currently in progress, needing some items, sent email to LLC	LLC: Sub change orders, job cost detail; KW sent email 01/03/22
9581900105	208	Alma Martinez IS	\$40,801,973.00	\$38,756,274.01	\$2,045,698.99	\$2,039,803.90	4/14/2021	Lee Lewis Construction	Jan-22	COMPLETE	12/16/21: currently in progress, needing some items, sent email to LLC	LLC: Sub change orders, job cost detail; KW sent email 01/03/22
9581900079	047	Charlene McKinzie MS	\$54,401,019.00	\$51,178,557.52	\$3,222,461.48	\$2,693,608.29	3/22/2021	Pogue Construction	Jan-22	COMPLETE	12/16/21: first draft issued in January 2022	Auditors: first draft
MACs & Building Renovations												
9581900072			Budget	Total Billed To Date	Balance	Retainage	Sub. Comp. Date	General Contractor	Closeout Date		Status	Documents Requested
	007	Lake Ridge HS	\$7,594,982.00	\$7,594,982.00	\$0.00	Paid	Mac & Reno 6/12/20	Pogue Construction	Dec-21	COMPLETE	Complete	Complete
	005	Legacy HS	\$8,776,222.00	\$8,776,222.00	\$0.00	Paid	Mac & Reno 6/12/20	Pogue Construction	Dec-21	COMPLETE	Complete	Complete
	003	Mansfield HS	\$10,224,091.00	\$10,224,091.00	\$0.00	Paid	Mac & Reno 6/12/20	Pogue Construction	Dec-21	COMPLETE	Complete	Complete
	004	Timberview HS	\$8,569,205.00	\$8,569,205.00	\$0.00	Paid	Mac & Reno 6/12/20	Pogue Construction	Dec-21	COMPLETE	Complete	Complete
			\$35,164,500.00	\$35,164,500.00	\$0.00	\$1,746,137.96						
9581900073	002	Summit HS MAC & Renovation	\$24,277,513.00	\$22,432,658.13	\$1,844,854.87	\$1,180,666.22	Mac 6/12/20 Reno 8/12/20	Lee Lewis Construction	Dec-21	COMPLETE	12/21/21: First Draft issued	LLC: Respond to findings on first draft, KW sent reminder email 01/03/22
Phase 2 Howard/Timbers/Phoenix Renovations												
9582000015	042	T.A. Howard MS	\$4,755,083.72	\$4,447,345.64	\$307,738.08	\$234,070.82	8/3/2020	Lee Lewis Construction	Oct-21	COMPLETE	COMPLETE	COMPLETE
9581900182	202	Cross Timbers IS	\$1,077,919.17	\$1,037,426.22	\$40,492.95	\$40,492.95	1/3/2020	Lee Lewis Construction	Oct-21	COMPLETE	11/15/21: Draft Report issued; 12/20/21: LLC responded, auditors sent more ques.	LLC: Answers to auditor's questions sent 12/21/21
9581900182	006	The Phoenix Academy	\$1,910,079.06	\$1,801,172.09	\$108,906.97	\$108,906.97	1/6/2020	Lee Lewis Construction	Oct-21	COMPLETE	11/15/21: Draft Report issued; 12/20/21: LLC responded, auditors sent more ques.	LLC: Answers to auditor's questions sent 12/21/21
			\$7,743,081.95	\$7,285,943.95	\$457,138.00							
Phase 2 Worley/Wester/Police & Tech Renovations												
9581900156			Budget	Total Billed To Date	Balance	Retainage	Sub. Comp. Date	General Contractor	Closeout Date		Status	Documents Requested
	041	Rogene Worley MS	\$4,870,825.00	\$4,870,825.00	\$0.00	Paid	6/18/2020	Pogue Construction	Sep-21	COMPLETE	COMPLETE	COMPLETE
	043	Brooks Wester MS	\$7,207,197.00	\$7,207,197.00	\$0.00	Paid	6/18/2020	Pogue Construction	Sep-21	COMPLETE	COMPLETE	COMPLETE
	952	Police & Technology	\$1,511,978.00	\$1,511,978.00	\$0.00	Paid	12/18/2019	Pogue Construction	Sep-21	COMPLETE	COMPLETE	COMPLETE
			\$13,590,000.00	\$13,590,000.00	\$0.00	\$679,500.01						
Middle Schools Athletic Lights												
	042	T.A. Howard MS	\$384,889.00	\$384,889.00	\$0.00	Paid	5/15/2020	Electrical Groves	Dec-20	COMPLETE	N/A	N/A
	044	Danny Jones MS	\$374,328.00	\$374,328.00	\$0.00	Paid	5/15/2020	Electrical Groves	Dec-20	COMPLETE	N/A	N/A
	045	James Coble MS	\$372,044.00	\$372,044.00	\$0.00	Paid	5/15/2020	Electrical Groves	Dec-20	COMPLETE	N/A	N/A
	046	Linda Jobe MS	\$370,917.00	\$370,917.00	\$0.00	Paid	5/15/2020	Electrical Groves	Dec-20	COMPLETE	N/A	N/A
			\$1,502,178.00	\$1,502,178.00	\$0.00	\$75,108.90						
SHW Schools PKG 2 Renovations												
9582000057			Budget	Total Billed To Date	Balance	Retainage	Sub. Comp. Date	General Contractor	Closeout Date		Status	Documents Requested
	119	Janet Brockett ES	\$220,754.07	\$214,915.05	\$5,839.02	\$5,839.02	8/24/2020	Lee Lewis Construction	Dec-21	COMPLETE	COMPLETE	COMPLETE
	122	Louise Cabaniss ES	\$213,091.30	\$207,188.54	\$5,902.76	\$5,902.76	8/24/2020	Lee Lewis Construction	Dec-21	COMPLETE	COMPLETE	COMPLETE
	120	Anna May Daulton ES	\$378,640.85	\$342,517.70	\$36,123.15	\$36,123.15	8/24/2020	Lee Lewis Construction	Dec-21	COMPLETE	COMPLETE	COMPLETE
	118	Mary Jo Sheppard ES	\$223,453.07	\$216,117.27	\$7,335.80	\$7,335.80	8/24/2020	Lee Lewis Construction	Dec-21	COMPLETE	COMPLETE	COMPLETE
	121	Cora Spencer ES	\$223,453.07	\$216,487.29	\$6,965.78	\$6,965.78	8/24/2020	Lee Lewis Construction	Dec-21	COMPLETE	COMPLETE	COMPLETE
			\$1,259,392.36	\$1,197,225.85	\$62,166.51	\$62,166.51						
Donna Shepard Intermediate Renovations												
9582000040	204	Donna Shepard IS	\$3,929,723.76	\$3,929,723.76	\$0.00	Paid	8/13/2020	Lee Lewis Construction	Nov-21	COMPLETE	12/21/21: Final Draft issued	LLC: Response to final draft, emailed 01/03/22
9582000063	981	Newsom Stadium Roof Overlay	\$237,114.00	\$237,114.00	\$0.00	Paid	8/13/2020	Lee Lewis Construction	Nov-21	COMPLETE		
			\$4,166,837.76	\$4,166,837.76	\$0.00	\$208,341.89						
Newsom Stadium & Weems Natatorium												
9582100183	981	Vernon Newsom Stadium	\$ 256,865.00	\$ 109,944.20	\$ 146,920.80	\$ 5,786.54	8/1/2021	Lee Lewis Construction	Jan-22	12/22/2021: Closeouts being reviewed by Huckabee Architects	N/A	N/A
9582000060	982	Debbie Weems Natatorium	\$ 1,496,616.00	\$ 1,274,492.10	\$ 222,123.90	\$67,078.53	8/14/2020	Lee Lewis Construction	Oct-21	COMPLETE	N/A	N/A
9581800334		Natatorium HVAC Replacement	\$ 1,411,145.00	\$ 1,411,145.00	\$ -	Paid	10/31/2018	Infinity Contractors	Feb. 19	COMPLETE	N/A	N/A
PBK Schools PKG 1 Renovations												
9582000046			Budget	Total Billed To Date	Balance	Retainage	Sub. Comp. Date	General Contractor	Closeout Date		Status	Documents Requested
	117	Thelma Jones ES	\$ 483,142.40	\$ 462,096.16	\$ 21,046.24	\$24,328.33	8/6/2020	Lee Lewis Construction	Dec-21	COMPLETE	COMPLETE	COMPLETE
	113	Erma Nash ES	\$ 524,877.52	\$ 499,582.01	\$ 25,295.51	\$26,308.79	8/6/2020	Lee Lewis Construction	Dec-21	COMPLETE	COMPLETE	COMPLETE
	116	Martha Reid ES	\$ 210,012.80	\$ 197,646.22	\$ 12,366.58	\$10,402.45	8/6/2020	Lee Lewis Construction	Dec-21	COMPLETE	COMPLETE	COMPLETE
	115	Roberta Tipps ES	\$ 497,145.08	\$ 469,817.24	\$ 27,327.84	\$24,704.72	8/6/2020	Lee Lewis Construction	Dec-21	COMPLETE	COMPLETE	COMPLETE
	114	Elizabeth Smith ES	\$ 240,308.31	\$ 224,404.16	\$ 15,904.15	\$11,810.75	8/6/2020	Lee Lewis Construction	Dec-21	COMPLETE	COMPLETE	COMPLETE
			\$ 1,955,486.11	\$ 1,853,545.79	\$ 101,940.32	\$97,555.04						
Phase 3 Renovations												
9582100150			Budget	Total Billed To Date	Balance	Retainage	Sub. Comp. Date	General Contractor	Closeout Date		Status	Documents Requested
	038	Frontier HS @ BBJA	\$ 512,755.00	\$ 416,019.84	\$ 96,735.16	\$21,895.78	10/15/2021	Lee Lewis Construction	Jan-22	LLC: Working on Closeouts	N/A	N/A
	987	Center for Performing Arts	\$ 523,374.00	\$ 471,993.88	\$ 51,380.12	\$24,841.78	7/31/2021	Lee Lewis Construction	Jan-22	LLC: Working on Closeouts	N/A	N/A
			\$ 1,036,129.00	\$ 888,013.72	\$ 148,115.28							
Huckabee Schools Renovations												
9582100172			Budget	Total Billed To Date	Balance	Retainage	Sub. Comp. Date	General Contractor	Closeout Date		Status	Documents Requested
	123	Carol Holt	\$22,894.65	\$20,740.88	\$2,153.77	\$1,037.04	8/15/2021	Lee Lewis Construction	Feb-22	LLC: Working on Closeouts	N/A	N/A
	103	Tarver Rendon	\$22,894.65	\$20,740.88	\$2,153.77	\$1,037.04	8/15/2021	Lee Lewis Construction	Feb-22	LLC: Working on Closeouts	N/A	N/A
	101	Alice Ponder	\$22,894.65	\$22,683.91	\$210.74	\$1,134.20	8/15/2021	Lee Lewis Construction	Feb-22	LLC: Working on Closeouts	N/A	N/A
	105	J.L. Boren	\$22,894.65	\$20,740.88	\$2,153.77	\$1,037.04	8/15/2021	Lee Lewis Construction	Feb-22	LLC: Working on Closeouts	N/A	N/A
SHW Schools Renovations												
9582100172			Budget	Total Billed To Date	Balance	Retainage	Sub. Comp. Date	General Contractor	Closeout Date		Status	Documents Requested
	126	Nancy Neal ES	\$22,894.65	\$16,204.37	\$6,690.28	\$810.22	8/15/2021	Lee Lewis Construction	Feb-22	LLC: Working on Closeouts	N/A	N/A
	125	Judy K. Miller ES	\$22,894.65	\$16,204.37	\$6,690.28	\$810.22	8/15/2021	Lee Lewis Construction	Feb-22	LLC: Working on Closeouts	N/A	N/A
Middle Schools Renovations												
9582100172			Budget	Total Billed To Date	Balance	Retainage	Sub. Comp. Date	General Contractor	Closeout Date		Status	Documents Requested
	045	James Coble MS	\$680,648.09	\$405,791.82	\$274,856.27	\$20,289.59	4/15/2022	Lee Lewis Construction	Apr-22	LLC: Working on Closeouts	N/A	N/A
	046	Linda Jobe MS	\$118,584.45	\$18,626.59	\$99,957.86	\$931.33	6/30/2022	Lee Lewis Construction	Jun-22	LLC: Working on Closeouts	N/A	N/A
	044	Danny Jones MS	\$326,382.03	\$125,840.14	\$200,541.89	\$6,292.01	4/15/2022	Lee Lewis Construction	Apr-22	LLC: Working on Closeouts	N/A	N/A
Intermediate Schools Renovations												
9582100172			Budget	Total Billed To Date	Balance	Retainage	Sub. Comp. Date	General Contractor	Closeout Date		Status	Documents Requested
	205	Della Icenhower IS	\$203,827.79	\$29,298.54	\$174,529.25	\$1,464.93	01/31/2022	Lee Lewis Construction	Apr-22	LLC: Working on Closeouts	N/A	N/A
	206	Mary Lillard IS	\$26,699.43	\$16,784.71	\$9,914.72	\$839.24	01/31/2022	Lee Lewis Construction	Apr-22	LLC: Working on Closeouts	N/A	N/A
	201	Mary Orr IS	\$388,207.31	\$118,348.21	\$269,859.10	\$5,917.41	01/31/2022	Lee Lewis Construction	Apr-22	LLC: Working on Closeouts	N/A	N/A
Future Projects -												
	935	Danny Griffin Operations			\$0.00							
	934	Transportation Center			\$0.00							
9582200011	970	Administration Complex	\$779,617.00		\$779,617.00		3/31/2022	Lee Lewis Construction	Apr-22			
9582200021	981	Newsom Stadium DDC	\$215,110.00		\$215,110.00		2/1/2022	Lee Lewis Construction	Feb-22			
9582200010		4 ES DDC Upgrade <small>(Coble, Jobe & Nash)</small>	\$932,996.00		\$932,996.00		2/1/2022	Lee Lewis Construction	Feb-22			
		Reed-Stewart Ag Science Center			\$0.00							
		3 MS CAT 6 Cabling <small>(Coble, Jobe & Jones)</small>			\$0.00							

Program Budget/Cost Status



Value of Projects by Type



BUDGET			COST COMMITMENTS				EXPENDITURES	
A	B	C=A+B	D	E	G=D+E	H=C-G	I	J=I/C

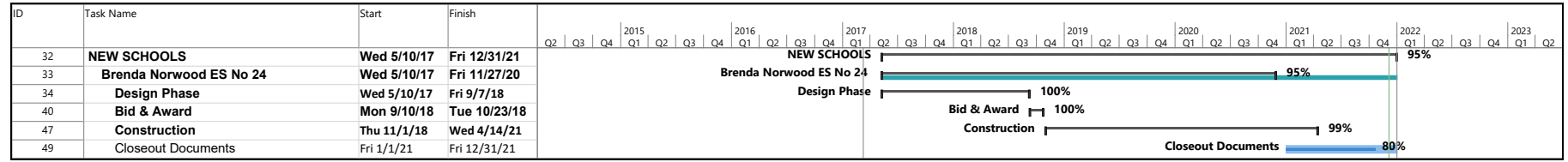
Description	Original Budget	Budget Changes	Current Budget	Committed Cost	Forecasted Additional Commitments	Projected Commitments	Projected (Over) / Under	Expenditures To Date	% Expended
Elementary Schools									
Alice Ponder ES	\$356,242	(\$77,454)	\$278,788	\$237,880	\$43,917	\$281,797	(\$3,009)	\$236,661	84.89%
Tarver Rendon ES	\$356,242	(\$101,040)	\$255,202	\$244,419	\$10,783	\$255,202	\$0	\$241,257	94.54%
J.L. Boren ES	\$356,242	(\$119,527)	\$236,715	\$236,715	\$1,244	\$237,958	(\$1,244)	\$233,552	98.66%
Charlotte Anderson ES	\$0	\$5,624	\$5,624	\$5,624	\$0	\$5,624	\$0	\$5,624	100.00%
Glenn Harmon ES	\$149,211	\$57,636	\$206,847	\$206,847	\$0	\$206,847	\$0	\$206,847	100.00%
D.P. Morris ES	\$839,120	(\$122,255)	\$716,865	\$716,865	\$0	\$716,865	\$0	\$716,865	100.00%
Willie Brown ES	\$873,350	(\$152,746)	\$720,604	\$720,604	\$0	\$720,604	\$0	\$720,604	100.00%
Kenneth Davis ES	\$664,060	\$108,603	\$772,663	\$813,254	\$3,009	\$816,263	(\$43,600)	\$747,864	96.79%
Imogene Gideon ES	\$664,060	\$117,202	\$781,262	\$778,252	\$5,005	\$783,258	(\$1,996)	\$758,183	97.05%
Erma Nash ES	\$1,231,296	(\$62,634)	\$1,168,662	\$916,182	\$252,480	\$1,168,662	\$0	\$887,183	75.91%
Elizabeth Smith ES	\$711,004	(\$80,545)	\$630,459	\$619,634	\$10,825	\$630,459	\$0	\$602,400	95.55%
Roberta Tipps ES	\$1,078,730	(\$103,809)	\$974,921	\$911,843	\$63,078	\$974,921	\$0	\$881,495	90.42%
Martha Reid ES	\$711,004	(\$150,068)	\$560,936	\$553,289	\$7,647	\$560,936	\$0	\$538,528	96.01%
Thelma Jones ES	\$1,122,740	(\$189,239)	\$933,501	\$870,554	\$62,947	\$933,501	\$0	\$847,591	90.80%
Mary Jo Sheppard ES	\$736,430	(\$145,949)	\$590,481	\$576,826	\$13,655	\$590,481	\$0	\$567,727	96.15%
Janet Brockett ES	\$743,276	(\$162,118)	\$581,158	\$554,845	\$26,314	\$581,158	\$0	\$547,327	94.18%
Anna May Daulton ES	\$947,678	(\$171,638)	\$776,040	\$752,902	\$23,138	\$776,040	\$0	\$714,375	92.05%
Cora Spencer ES	\$711,004	(\$115,859)	\$595,145	\$581,490	\$13,655	\$595,145	\$0	\$572,837	96.25%
Louise Cabaniss ES	\$742,298	(\$167,979)	\$574,319	\$561,298	\$13,022	\$574,319	\$0	\$553,613	96.39%
Carol Holt ES	\$711,004	(\$77,514)	\$633,490	\$620,587	\$13,828	\$634,415	(\$924)	\$594,477	93.84%
Annette Perry ES	\$1,603,914	(\$381,919)	\$1,221,995	\$1,221,995	\$0	\$1,221,995	\$0	\$1,221,995	100.00%
Judy K. Miller ES	\$526,162	(\$240,008)	\$286,154	\$260,619	\$25,535	\$286,154	\$0	\$252,837	88.36%
Nancy Neal ES	\$553,546	(\$42,986)	\$510,560	\$507,170	\$4,408	\$511,579	(\$1,018)	\$476,661	93.36%
Brenda Norwood Elementary School	\$28,569,496	\$4,268,750	\$32,838,246	\$32,782,330	\$55,916	\$32,838,246	\$0	\$30,974,412	94.32%
Elementary Schools	\$44,958,109	\$1,892,530	\$46,850,639	\$46,252,026	\$650,405	\$46,902,431	(\$51,792)	\$44,100,914	94.13%

Description	BUDGET			COST COMMITMENTS				EXPENDITURES	
	A	B	C=A+B	D	E	G=D+E	H=C-G	I	J=I/C
	Original Budget	Budget Changes	Current Budget	Committed Cost	Forecasted Additional Commitments	Projected Commitments	Projected (Over) / Under	Expenditures To Date	% Expended
High Schools									
Summit High School	\$28,299,132	(\$1,128,108)	\$27,171,024	\$27,204,572	\$8,410	\$27,212,981	(\$41,957)	\$25,228,339	92.85%
Mansfield High School	\$13,671,435	(\$2,007,359)	\$11,664,076	\$11,664,076	\$18,928	\$11,683,004	(\$18,928)	\$11,619,753	99.62%
Timberview High School	\$8,774,910	\$879,492	\$9,654,402	\$9,656,588	\$14,735	\$9,671,323	(\$16,921)	\$9,617,495	99.62%
Legacy High School	\$9,121,120	\$765,357	\$9,886,477	\$9,886,477	\$14,735	\$9,901,213	(\$14,735)	\$9,847,382	99.60%
Phoenix Academy	\$1,944,476	\$127,463	\$2,071,939	\$2,071,939	\$0	\$2,071,939	\$0	\$1,954,577	94.34%
Lake Ridge High School	\$8,112,806	\$491,822	\$8,604,628	\$8,604,627	\$17,597	\$8,622,224	(\$17,597)	\$8,563,934	99.53%
Frontier High School - BBIA	\$572,128	\$5,979	\$578,107	\$578,107	\$0	\$578,107	\$0	\$500,008	86.49%
High Schools	\$70,496,007	(\$865,354)	\$69,630,653	\$69,666,386	\$74,406	\$69,740,792	(\$110,139)	\$67,331,489	96.70%
Intermediate Schools									
Mary Orr Intermediate School	\$635,698	\$8,741	\$644,439	\$623,195	\$27,747	\$650,942	(\$6,503)	\$342,393	53.13%
Cross Timbers Intermediate	\$2,942,032	(\$639,355)	\$2,302,677	\$2,248,371	\$54,306	\$2,302,677	\$0	\$2,206,633	95.83%
Donna Shepard Intermediate School	\$3,395,866	\$1,056,821	\$4,452,687	\$4,375,476	\$77,211	\$4,452,687	\$0	\$4,362,730	97.98%
Della Icenhower Intermediate School	\$761,858	\$2,444	\$764,302	\$716,220	\$48,082	\$764,302	\$0	\$523,144	68.45%
Mary Lillard Intermediate School	\$575,062	\$2,444	\$577,506	\$532,833	\$44,674	\$577,506	\$0	\$504,984	87.44%
Asa Low Intermediate School	\$564,304	(\$20,106)	\$544,198	\$534,018	\$10,180	\$544,198	\$0	\$516,126	94.84%
Alma Martinez Intermediate School	\$49,597,757	(\$2,356,828)	\$47,240,929	\$46,602,829	\$638,100	\$47,240,929	\$0	\$44,206,145	93.58%
Intermediate Schools	\$58,472,577	(\$1,945,839)	\$56,526,738	\$55,632,942	\$900,299	\$56,533,241	(\$6,503)	\$52,662,154	93.16%
Middle Schools									
Rogene Worley Middle School	\$5,603,158	(\$933,800)	\$4,669,358	\$5,384,161	\$115,514	\$5,499,675	(\$830,317)	\$5,363,429	114.86%
T. A. Howard Middle School	\$5,050,592	\$777,419	\$5,828,011	\$5,676,830	\$151,181	\$5,828,011	\$0	\$5,350,291	91.80%
Brooks Wester Middle School	\$11,361,378	(\$3,935,357)	\$7,426,021	\$8,061,947	\$12,800	\$8,074,747	(\$648,726)	\$8,050,577	108.41%
Danny Jones Middle School	\$1,341,810	\$161,444	\$1,503,254	\$1,085,330	\$417,924	\$1,503,254	\$0	\$867,328	57.70%
James Coble Middle School	\$1,387,776	\$172,444	\$1,560,220	\$1,469,137	\$93,851	\$1,562,988	(\$2,768)	\$1,157,295	74.18%
Linda Jobe Middle School	\$1,275,306	\$163,544	\$1,438,850	\$885,060	\$553,790	\$1,438,850	\$0	\$754,411	52.43%
Charlene McKinzey Middle School	\$60,915,754	\$1,098,013	\$62,013,767	\$61,029,500	\$984,267	\$62,013,767	\$0	\$60,724,807	97.92%
Middle Schools	\$86,935,774	(\$2,496,293)	\$84,439,481	\$83,591,964	\$2,329,328	\$85,921,292	(\$1,481,811)	\$82,268,138	97.43%
Misc. Support Costs									
General/Construction Supervision	\$0	\$2,039,268	\$2,039,268	\$1,430,007	\$609,261	\$2,039,268	\$0	\$1,339,387	65.68%
Salaries	\$0	\$2,904,900	\$2,904,900	\$2,518,042	\$386,858	\$2,904,900	\$0	\$2,518,042	86.68%
Land Acquisition	\$0	\$0	\$0	\$0	\$0	\$0	\$0	\$0	0.00%
MISD Controlled Contingency Int.	\$0	\$3,782,976	\$3,782,976	\$0	\$3,782,976	\$3,782,976	\$0	\$0	0.00%
Bond Sale Costs	\$500,000	\$1,727,428	\$2,227,428	\$2,218,551	\$8,877	\$2,227,428	\$0	\$2,218,551	99.60%
MISD Leftover Project Funds	\$0	\$2,266,522	\$2,266,522	\$0	\$2,266,522	\$2,266,522	\$0	\$0	0.00%
MISD Controlled Contingency (1%)	\$2,500,000	\$250,000	\$2,750,000	\$0	\$2,750,000	\$2,750,000	\$0	\$0	0.00%
Misc. Support Costs	\$3,000,000	\$12,971,094	\$15,971,094	\$6,166,600	\$9,804,494	\$15,971,094	\$0	\$6,075,979	38.04%
Misc. Support Costs	\$3,000,000	\$12,971,094	\$15,971,094	\$6,166,600	\$9,804,494	\$15,971,094	\$0	\$6,075,979	38.04%
Support Facilities									
Danny Griffin Operations	\$14,180	\$0	\$14,180	\$992	\$13,188	\$14,180	\$0	\$751	5.30%
Transportation	\$31,296	\$0	\$31,296	\$1,991	\$29,305	\$31,296	\$0	\$1,460	4.66%
Student Services Facility	\$32,329	\$47,414	\$79,743	\$80,743	\$0	\$80,743	(\$1,000)	\$80,743	101.25%
Facilities - Maintenance Complex	\$74,328	(\$1,286)	\$73,042	\$10,613	\$62,429	\$73,042	\$0	\$10,253	14.04%
Police & Technology	\$898,778	\$489,235	\$1,388,013	\$1,588,388	\$1,000	\$1,589,388	(\$201,375)	\$1,584,002	114.12%
Support Costs	\$4,075,000	(\$4,075,000)	\$0	\$0	\$0	\$0	\$0	\$0	0.00%
Administration Complex	\$831,296	\$28,261	\$859,557	\$844,832	\$14,725	\$859,557	\$0	\$49,249	5.73%

Description	BUDGET			COST COMMITMENTS			EXPENDITURES		
	A	B	C=A+B	D	E	G=D+E	H=C-G	I	J=I/C
	Original Budget	Budget Changes	Current Budget	Committed Cost	Forecasted Additional Commitments	Projected Commitments	Projected (Over) / Under	Expenditures To Date	% Expended
Vernon Newsom Stadium	\$972,128	(\$16,825)	\$955,303	\$770,919	\$184,384	\$955,303	\$0	\$403,577	42.25%
Debbie Weems Natatorium	\$2,853,674	(\$1,054,896)	\$1,798,778	\$1,596,356	\$202,422	\$1,798,778	\$0	\$1,591,319	88.47%
Willie Pigg Auditorium	\$777,506	(\$224,940)	\$552,566	\$552,566	\$0	\$552,566	\$0	\$538,354	97.43%
Sixth Avenue Bus Transportation Facility	\$12,714	\$0	\$12,714	\$0	\$12,714	\$12,714	\$0	\$0	0.00%
Center for The Performing Arts	\$541,810	\$373,009	\$914,819	\$883,946	\$30,873	\$914,819	\$0	\$749,913	81.97%
Ron Whitson Agricultural Science Facility	\$22,494	(\$389)	\$22,105	\$5,586	\$16,519	\$22,105	\$0	\$5,477	24.78%
Support Facilities	\$11,137,533	(\$4,435,417)	\$6,702,117	\$6,336,933	\$567,559	\$6,904,492	(\$202,375)	\$5,015,098	74.83%
Grand Totals:	\$275,000,000	\$5,120,721	\$280,120,721	\$267,646,850	\$14,326,491	\$281,973,341	(\$1,852,619)	\$257,453,773	91.91%

Brenda Norwood Elementary School (Org. Code 128)

Schedule Summary



Cost Summary

Contract Award Amount: \$29,078,027.00

Scope of Work

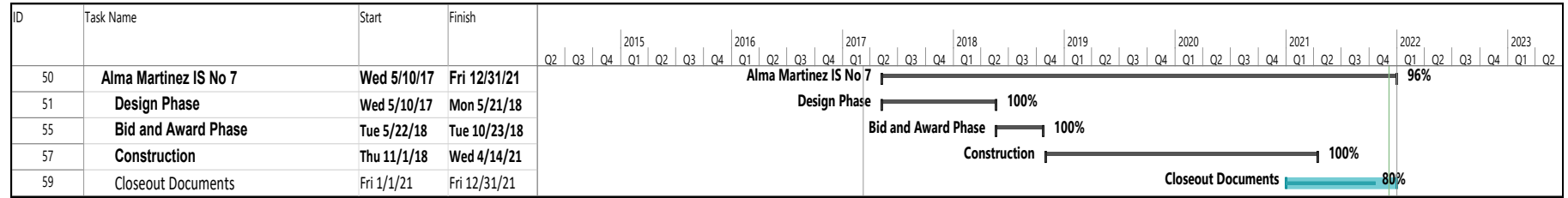
1. New Build

Status Summary

1. Substantial Completion was issued on April 14, 2021, and the City of Mansfield issued the Certificate of Occupancy on June 29, 2021.
2. Contractor has completed the architect and MISD punch list items.
3. Mansfield ISD and Lee Lewis Constructions are handling all warranty issues.
4. Closeout documents received and Mansfield ISD has reviewed.
5. The audit is on-going, and the Auditors and Contractor will finalize details once the project is complete.

Alma Martinez Intermediate School (Org. Code 208)

Schedule Summary



Cost Summary

Contract Award Amount: \$40,801,973.00

Scope of Work

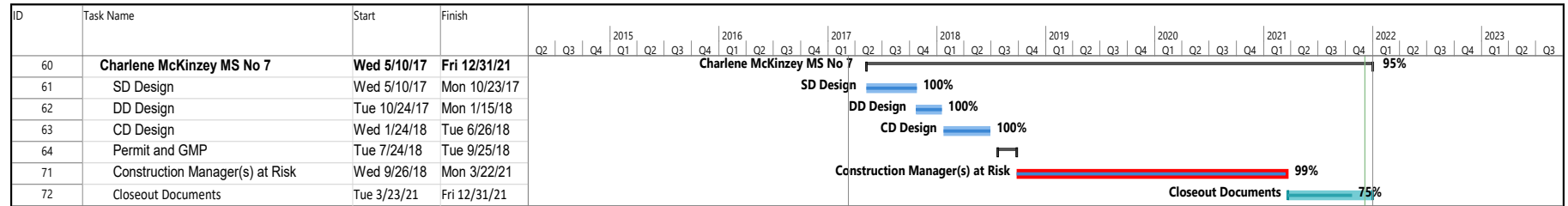
1. New Build

Status Summary

1. Substantial Completion was issued April 14, 2021, and the City of Mansfield issued the Certificate of Occupancy on June 29, 2021.
2. General Contractor has completed the punch list items from the walk with Huckabee and Mansfield ISD on July 1, 2021.
3. The building is occupied, and we are processing warranty repairs weekly.
4. Closeout documentation received, and Mansfield ISD has reviewed and accepted.
5. The audit is on-going, and the Auditors and Contractor will finalize details once the project is complete.

Charlene McKinzy Middle School (Org. Code 047)

Schedule Summary



Cost Summary

Contract Award Amount: \$54,401,019.00

Change Order \$ (570,288.71)

New Contract Amount \$53,830,730.29

Scope of Work

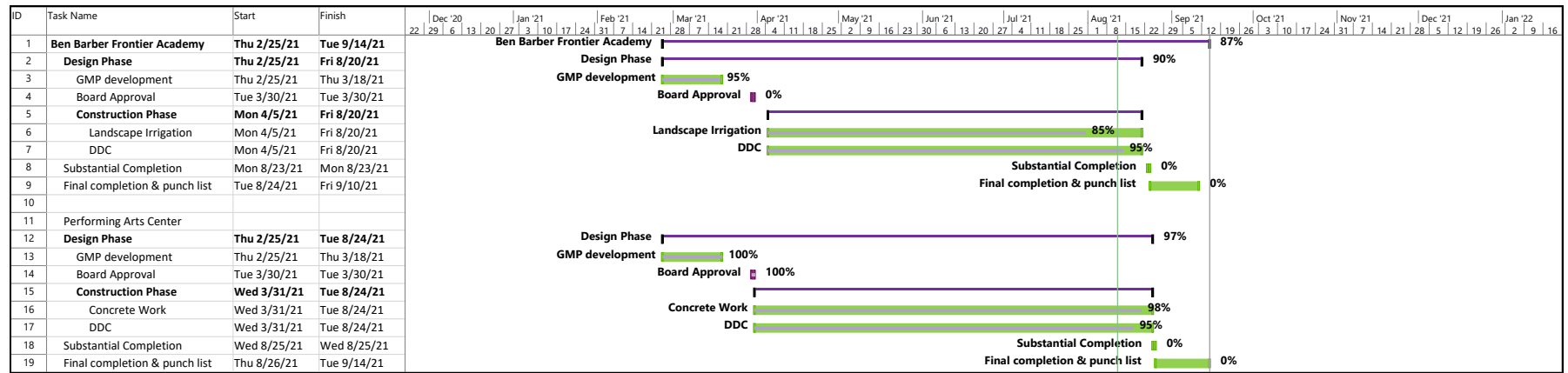
1. New Build

Status Summary

1. General Contractor has completed the punch list items from the walk with Huckabee and Mansfield ISD on June 30, 2021.
2. Substantial Completion was issued March 22, 2021, and the City of Mansfield issued the Certificate of Occupancy 05/17/2021.
3. Mansfield ISD, Huckabee and Pogue are handling warranty items as they arise.
4. Closeout documentation received, and MISD has reviewed and accepted.
5. The audit is on-going, and the Auditors and Contractor will finalize details once the project is complete.

Ben Barber / Frontier High School & Performing Arts Center (Org. Code 038 & 987)

Schedule Summary



Cost Summary

Contract Award Amount: \$1,036,129.00

Scope of Work

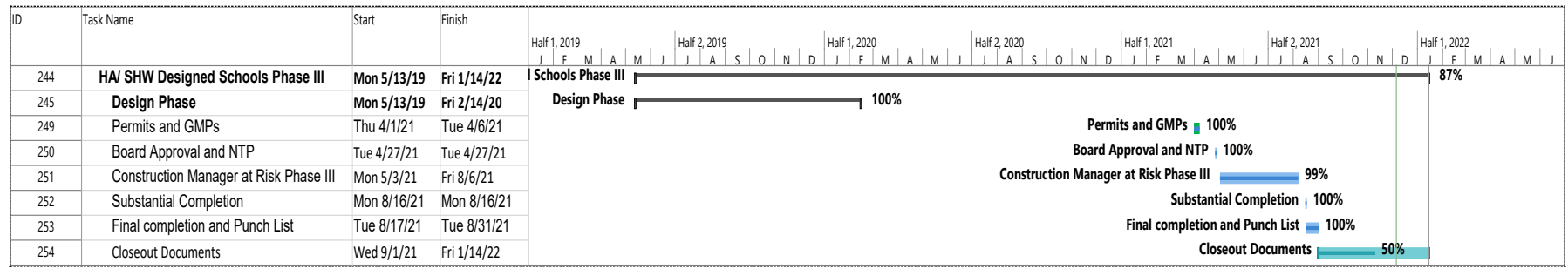
1. Replace irrigation system at BBIA
2. Upgrade DDC
3. Make exterior improvements

Status Summary

1. Construction began on April 5, 2021, and the renovation work was complete on November 25, 2021.
2. DDC at the PAC and Ben Barber Innovation Academy is complete.
3. The contractor is currently assembling all closeout documentation and Mansfield ISD has requested these items by January 2022.

**SHW & Huckabee Designed Elementary Schools (Org. Code 126, 125, 123, 103, 101 and 105)
 NEAL, MILLER, HOLT, RENDON, PONDER and BOREN ES**

Schedule Summary



Cost Summary

Contract Award Amount: \$137,368.00

Scope of Work

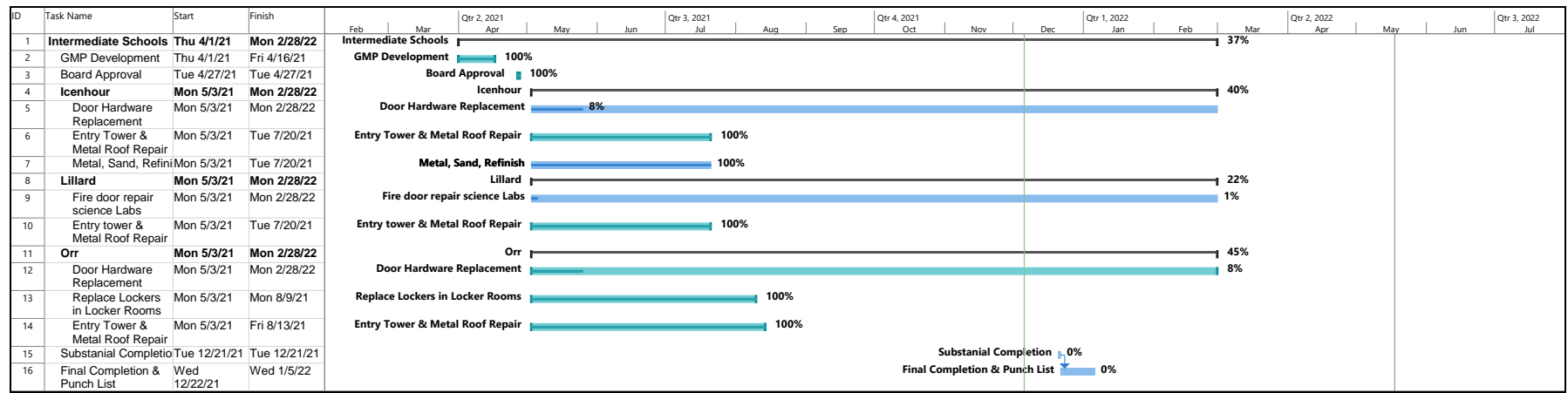
1. Convert Science Labs

Status Summary

1. Pre-construction meeting was held Monday, May 3. Construction began on May 28, 2021 and was complete August 10, 2021.
2. All electrical, plumbing, tile, painting and millwork is complete with all six campuses receiving a classroom sink installation for a science lab.
3. The Huckabee punch list was provided to contractor and the work completed.
4. The contractor is currently assembling all closeout documentation and Mansfield ISD has requested these items by February 2022.

**Intermediate Schools (Org. Code 205, 206 and 201)
 ICENHOWER, LILLARD and MARY ORR ISs**

Schedule Summary



Cost Summary

Contract Award Amount: \$ 618,734.00

Scope of Work

1. Replace lockers in locker rooms at Mary Orr IS.
2. Replace specified doors and hardware at Icenhower IS and Mary Orr IS.
3. Make exterior improvements at Icenhower, Lillard, and Mary Orr Intermediate Schools

Status Summary

1. Pre-construction meeting was held Monday, May 3. Construction began on May 28, 2021.
2. The interior painting is complete. The entry towers and metal roofs have been repaired and painted for all three campuses.
3. The lockers at Mary Orr Intermediate School were installed August 2021.
4. Door hardware replacement has been delayed and should be completed in February 2022.
5. The contractor is currently assembling all closeout documentation and Mansfield ISD has requested these items by March 2022.

**Middle Schools (Org. Code 045, 046 and 044)
 COBLE, JOBE and JONES MSs**

Schedule Summary



Cost Summary

Contract Award Amount: \$1,139,763.00

Change Order: \$-14,148.00

New Contract Amount \$ 1,125,615.00

Scope of Work

1. Replace irrigation system at Coble Middle School
2. Replace door hardware
3. Make exterior improvements at Coble, Jobe and Jones Middle Schools

Status Summary

1. Exterior improvements are complete at Coble MS and Jones MS, and the exterior improvements at Jobe MS are on-going.
2. Irrigation replacement at Coble MS began in August 2021 and will be complete February 2022.
3. The door hardware submittals have been approved and will be installed in March 2022 when the hardware arrives.
4. The contractor is currently assembling all closeout documentation and Mansfield ISD has requested these items by April 2022.
5. A Deductive Change Order for the pressure wash station was approved at the September 2021 Board Meeting.
6. The Data Upgrades will be done in a separate bid package as a Competitive Sealed Proposal (CSP). Mansfield ISD is working with Huckabee and Associates and the technology Department to finalize the bid package.

Newsom Stadium Phase 3 (Org. Code 981)

Schedule Summary

ID	Task Name	Start	Finish	
540	Vernon Newsom Stadium	Mon 9/16/19	Mon 6/7/21	
545	Construction Manager(s) at Risk	Tue 6/15/21	Mon 10/4/21	
546	Phase 1 Pressbox clean & paint	Tue 6/15/21	Tue 8/17/21	
547	Phase II DDC	Mon 8/23/21	Fri 10/1/21	
548	Substantial Completion	Mon 8/2/21	Mon 8/2/21	
549	Final Completion and Punch List	Thu 8/12/21	Mon 10/4/21	

Cost Summary

Contract Award Amount: \$ 256,865.00 Painting Press box
 Contract Award Amount: \$ 215,110.00 DDC

Total Cost

\$ 472,730.00

Scope of Work

1. Upgrade DDC
2. Clean & paint pressbox
3. Caulk and seal control joints and paving

Status Summary

1. Construction began on July 12, 2021, with the scaffolding erection, and the pressbox painting was complete on August 1, 2021.
2. DDC is currently in process and will be complete in December 2021.
3. The contractor is currently assembling all closeout documentation and Mansfield ISD has requested these items by January 2022.

DATE: January 25, 2022
TO: Dr. Kimberley Cantu
Superintendent
FROM: Dr. Jennifer Stoecker
Assistant Superintendent/HR
RE: **RESIGNATIONS**

RESIGNATIONS:

NAME: Clayton, Mechelle
ASSIGNMENT: AVID Teacher/James Coble MS
EXPERIENCE: 12 Years/4 with MISD
REASON: Resigning/Career change
EFFECTIVE DATE: January 14, 2022

NAME: Covarrubias, Jason
ASSIGNMENT: SpEd Content Mastery Teacher/Summit HS
EXPERIENCE: 18 Years/9 with MISD
REASON: Resigning/Promotion in another district
EFFECTIVE DATE: January 25, 2022

NAME: Edwards, Ebony
ASSIGNMENT: 7th Grade ELA Teacher/James Coble MS
EXPERIENCE: 21 Years/3 with MISD
REASON: Resigning/Promotion in another district
EFFECTIVE DATE: January 28, 2022

NAME: Evans, Richard
ASSIGNMENT: SpEd Success Teacher/Donna Sheppard IS
EXPERIENCE: 12 Years/1 with MISD
REASON: Resigning/Personal
EFFECTIVE DATE: December 17, 2022

NAME: Green, Andrew
ASSIGNMENT: SpEd Inclusion Teacher/Lake Ridge HS
EXPERIENCE: 7 Years/2 with MISD
REASON: Resigning/Career change
EFFECTIVE DATE: January 7, 2022

NAME: Hale, Christie
ASSIGNMENT: 6th Grade Social Studies Teacher/Mary Lillard IS
EXPERIENCE: 8 Years/8 with MISD
REASON: Resigning/Job did not meet expectations
EFFECTIVE DATE: December 17, 2021

NAME: Helixon, Kimberly
ASSIGNMENT: Math Teacher/Alternative Education Center
EXPERIENCE: 31 Years/3 with MISD
REASON: Retiring
EFFECTIVE DATE: December 17, 2021

NAME: Hermann, Lauren
ASSIGNMENT: Exploratory Elective Teacher/Della Icenhower IS
EXPERIENCE: 12 Years/8 with MISD
REASON: Resigning/Career change
EFFECTIVE DATE: January 3, 2022

NAME: Jaiswal, Mittaliben
ASSIGNMENT: Science Teacher/Summit HS
EXPERIENCE: 5 Years/4 with MISD
REASON: Resigning/Career change
EFFECTIVE DATE: December 17, 2021

NAME: Jamison, Evva
ASSIGNMENT: Art Teacher/Rogene Worley MS
EXPERIENCE: 20 Years/15 with MSD
REASON: Resigning/Relocating
EFFECTIVE DATE: January 28, 2022

NAME: Medina, Vilma
ASSIGNMENT: Spanish Teacher/Mansfield HS
EXPERIENCE: 21 Years/15 with MISD
REASON: Resigning/Health or family circumstances
EFFECTIVE DATE: December 17, 2021

NAME: Martin, Jessica
ASSIGNMENT: Kindergarten Teacher/Glenn Harmon ES
EXPERIENCE: 7 Years/4 with MISD
REASON: Resigning/ Health or family circumstances
EFFECTIVE DATE: January 7, 2022

NAME: Newman, Lamonica
ASSIGNMENT: Counselor/Mary Lillard IS
EXPERIENCE: 13 Years/7 with MISD
REASON: Resigning/Health or family circumstances
EFFECTIVE DATE: November 10, 2021

NAME: Pyers Bailer, Micha
ASSIGNMENT: Registered Nurse/Health Services Dept.
EXPERIENCE: 1 Year/1 with MISD
REASON: Resigning/Personal
EFFECTIVE DATE: January 7, 2022

NAME: Warren, Shatyra
ASSIGNMENT: Math Teacher/Timberview HS
EXPERIENCE: 5 Years/5 with MISD
REASON: Resigning/Health or family circumstances
EFFECTIVE DATE: December 17, 2021



Resignation Reason Summary - 1/25/2022

Reason	Professionals	Para-professionals	Totals
Career Change	4	3	7
Health/Family Circumstances	4	0	4
Deceased	0	1	1
Promotion in another district	2	1	3
Relocating	1	1	2
Retiring	1	0	1
Job did not meet expectations	1	0	1
Compensation	0	0	0
Personal	2	3	5
Supervisor/Employee Relations	0	0	0
Limited Promotion Opportunity	0	0	0
Totals	15	9	24

* Reasons given on their exit forms





**Board of School Trustees
Mansfield Independent School District**

TITLE: Approved Student Trips

DATE: January 25, 2022

INFORMATION

BACKGROUND:

Board Policy FMG (Local) allows students to participate in school-sponsored trips. This policy designates the Superintendent to approve such trips upon recommendation of the Principal and Assistant Superintendent.

The attached student trips have been approved.

RECOMMENDATION:

No Board action required.

STUDENT TRAVEL - DAY TRIPS

School	Trip Coordinator	Group	Destination	Date	Days Out	# of Students	Admin. Attending	Ratio	Transportation	Purpose
Cabaniss	Tamara Nti Mensah	ISLE	Grand Prairie-Paws Animal Shelter	Nov. 19, 2021	1	13	No	1:02	School Bus	Animal Care
Legacy	Howard Ritz	Debate Team	Grandview-Grandview High School	Nov. 20, 2021	0	15	No	1:15	School Bus	Competition
Timberview	Heather Colburn	Student Council	Grapevine-Grapevine Mills Mall	Dec. 10, 2021	1	8	No	1:08	Parent Permission Approved Carpool	Team Building
Smith	Bethany Reirdon	4th Grade	Mansfield-Rick Hermann Orthodontist	Dec. 10, 2022	1	120	Yes	1:19	School Bus	Learn About Different Careers
Davis	Janekka Colbert	Advanced Academics	Dallas-Arboretum and Botanical Garden	Dec. 15, 2021	1	28	Yes	1:05	School Bus	Provide and Enriching Experience
Daulton	Anne Farwell	1st Grade	Mansfield-Oliver Nature Park	Jan. 4, 2022	1	100	Yes	1:04	School Bus	Life Cycles & Forest Life
Summit	Michael Santanello	Speech & Debate	Joshua-Joshua HS	Jan. 15, 2022	0	13	No	1:13	School Bus	UIL District & Regional Meet
Legacy	Howard Ritz	Debate Team	Joshua-Joshua HS	Jan. 15, 2022	0	15	No	2:15	School Bus	Competition
Ben Barber	Misty Smitheman	STEM-Girls	Irving-UTI Campus	Jan. 19, 2022	1	6	No	1:06	District Vehicle	Awareness of STEM Careers and Females
Smith	Natish Hunter	GT	Frisco-SaTech Discovery Center	Jan. 20, 2022	1	30	No	2:08	School Bus	GT Field Experience
Legacy	Christy Doyle	Cheer	Carrollton-Group Dynamix	Jan. 20, 2022	0	24	No	2:25	School Bus	Team Building Activities
Ben Barber	Doug Klaudt	FFA	Fort Worth-Will Rogers Memorial Center	Jan. 20-Feb. 4, 2022	3-5 per Team	75	No	1:05	Ag Truck and Trailer	Exhibit SAE Projects
Legacy	Howard Ritz	Debate Team	Burleson-Burleson HS	Jan. 21, 2022	1	6	No	1:06	School Bus	UIL District CX Meet
Summit	Maria Bhatti	UIL Academics	Burleson-Burleson HS	Jan. 21, 2022	1	6	No	1:06	Suburban	Cross Examination Debate (District)
Ben Barber	Christine Taylor	Education Class	Arlington-UTA Hereford Hall	Jan. 25, 2022	1	25	No	2:12	School Bus	Explore Career Options in Education and Training
McKinzey	Toysshell Jaackson	STEM	Frisco-Sci-Tech Discovery Center	Jan. 26, 2022	1	140	No	1:10	School Bus	Discover and Dissection
Lake Ridge	Annie Harris	Drill Team	Carrollton-Group Dynamix	Jan. 26, 2022	1	48	No	2:48	School Bus	Team Building
Legacy	John Davis/ Jodi Esaili	Academic Decathlon	Arlington-Martin HS	Jan. 29, 2022	1	9	No	2:09	Suburban	Regional Tournament
Legacy	Jeremy Ferman	Theatre	Fort Worth-Casa Manana	Feb. 4, 2022	0.5	45	No	1:15	School Bus	Viewing <i>Matilda the Musical</i>
Lillard	Julie Lemon	5th Grade	Dallas-Perot Museum of Nature and Science	Feb. 17, 2022	1	100	Yes	1:05	School Bus	Educational Museum Experience
McKinzey	Tahara Williams	7th Grade	Dallas-Perot Museum of Nature and Science	Feb. 24, 2022	1	39	No	1:07	School Bus	Science Applications/Skills
Wester STEM	Lianne Lindsey	STEM	Arlington-UTA	Feb. 24, 2022	1	85	Yes	1:10	School Bus	Exposure to Post Secondary Options
Wester STEM	Lianne Lindsey	STEM	Grand Prairie-Airbus/Helisim (Grand Prairie Airport)	Feb. 25, 2022	1	91	yes	1:18	School Bus	Tour Traffic Control, Flight Simulator, and Aircrafts
Legacy	Sean Johnson	JROTC	Carrollton-Group Dynamix	Feb. 25, 2022	1	30	No	1:07	School Bus	Team Work and Leadership
Legacy	Howard Ritz	Debate Team	Saginaw-Saginaw HS	Feb. 26, 2022	0	15	No	1:05	School Bus	Competition
Ben Barber	Christine Taylor	TAFE	Dallas-Hilton Anatole	Mar. 3, 2022	2	4	No	1:04	Suburban	State Competition
Rendon	Rachel Osburn	4th Grade	Fort Worth- Museum of Science and History	Mar. 3, 2022	1	130	Yes	1:10	School Bus	Real Life Science Topics & Skills
Boren	Kelly Binz	Gifted & Talented	Dallas-Perot Museum of Nature and Science	Mar. 4, 2022	1	45	No	1:03	School Bus	Differentiate and Extend Science, Research, Reading, History and Art
Anderson	Kate Gremminger	4th Grade	Arlington-UTA	Mar. 10, 2022	1	88	Yes	1:10	School Bus	Educate Student on College

STUDENT TRAVEL - DAY TRIPS

Lillard	Carrie Bracken	5th Grade	Dallas-Frontiers of Flight Museum	Mar. 11, 2022	1	101	Yes	1:05	School Bus	Extended Science Learning
Rendon	Dawn Price	Kindergarten	Alvarado-Sunset Hill Tree Farm	Mar. 24, 2022	1	103	No	1:22	School Bus	Texas Native Plants
Rendon	Rebecca McClain	2nd Grade	Arlington-UTA Planetarium; Mansfield-Rose Park	Mar. 29, 2022	1	110	Yes	1:22	School Bus	Objects In The Sky
Boren	Tracy Johnson	4th Grade	Austin-State Capitol, State Cemetery and Bullock State Museum	Mar. 31, 2022	1	110	Yes	2:10	Charter Coach	Support TEKS
Summit	Keli Ferrier	Choir	Arlington-Camp Thurmon	Apr. 1, 2022	1	85	No	1:08	School Bus	Team Building
Brown	Kristen Tong	1st Grade	Fort Worth-Museum of Science and History	Apr. 14, 2022	1	116	No	1:03	School Bus	Hands-on Science Experience
Anderson	Ann Bond	3rd Grade AVID	Arlington-UTA	Apr. 14, 2022	1	76	No	1:09	School Bus	Tour College Campus
Smith	Krystal Clark	1st Grade	Fort Worth-SeaQuest Aquarium	Apr. 20, 2022	1	110	No	3:07	School Bus	Animals and Their Habitats
Rendon	Rebecca McClain	2nd Grade	Fort Worth-Zoo	Apr. 22, 2022	1	110	No	1:05	School Bus	Learn About Grasslands and Arctic Animals
Sheppard	Jordan Tittsworth	4th Grade	Austin-State Capitol and Georgetown-Inner Space Cavern	Apr. 22, 2022	1	85	Yes	1:04	Charter Coach	Social Studies & Science TEKS
Brown	Pamela Meyer	2nd Grade	Fort Worth-Museum of Science and History	Apr. 28, 2022	1	110	No	1:03	School Bus	See and Identify Animals From the Plains

OVERNIGHT OUT OF STATE TRAVEL

School	Trip Coordinator	Group	Location	Dates of Trip	School Days Missed	Number of Students	Is an Admin. Attending	Adult to Student Ratio	Mode of Transportation	Purpose of Trip
Lake Ridge	Kenna Cavnar	STUCO	Denton, TX-Camp Copass	Dec. 10-11, 2021	0	16	Yes	1:16	School Bus	Leadership Training
Orr	Kyna Eastlick	6th Grade	Houston, TX-NASA Space Center	Jan. 6, 2022	2	70	Yes	1:03	Charter Coach	Participate in Experimental Learning Activities
Legacy	Zachary Hallak	Girls Soccer	Galveston, TX-Galveston Ball HS	Jan. 6, 2022	2	27	No	1:15	School Bus	Competition
Orr	Kyna Eastlick	6th Grade	Houston, TX-NASA Space Center	Jan. 13, 2022	2	70	Yes	1:03	Charter Coach	Participate in Experimental Learning Activities
Orr	Kyna Eastlick	6th Grade	Houston, TX-NASA Space Center	Jan. 20, 2022	2	83	Yes	1:03	Charter Coach	Participate in Experimental Learning Activities
Lake Ridge	Lauren Jones	Girls Track & Field	Lubbock, TX-Texas Tech University	Jan. 21-22, 2022	1	12	No	1:12	Charter Coach	College Exposure & Indoor Meet
Mansfield	Chris Coursey	Girls Golf	The Woodlands, TX	Jan. 27-29, 2022	1	6	No	1:05	Rental Van	Competition
Lake Ridge	ISG Sedric Wade	Step Team	Houston, TX-Klein Forest HS	Feb. 5-6, 2022	0	45	No	1:04	Charter Coach	Competition
Orr	Kyna Eastlick	6th Grade	Houston, TX-NASA Space Center	Feb. 10, 2022	2	84	Yes	1:03	Charter Coach	Participate in Experimental Learning Activities
Lake Ridge	Jennifer Faulkner	Girls Golf	Bastrop, TX-Wolfdancer Golf Club	Feb. 10-12, 2022	1.25	6	No	1:06	Suburban Rental	Competition
Legacy	Scott Parlin	Girls Golf	Marble Falls, TX-	Feb. 20-22, 2022	1	5	No	2:05	Rental	Tournament
Mansfield	Trampas Wilson	Boys Golf	Georgetown, TX-Legacy Hills Golf Course	Feb. 24-26, 2022	1	6	No	1:06	12- Passenger Van	Competition
Lake Ridge	Cody Cawvey	Boys Golf	Concan, TX-Frio Valley Ranch Golf Club	Feb. 24-26, 2022	1.25	5	No	1:05	Suburban Rental	Tournaments
Ben Barber	Christine Taylor	TAFE	Dallas, TX-Anatole Hotel	Mar. 3-5, 2022	2	4	Yes	2:04	School Bus	State Convention
Summit	Jordan Hennington	TAFE	Dallas, TX-Anatole Hotel	Mar. 3-5, 2022	2	3	No	1:03	School Bus	State Competition
Mansfield	Trampas Wilson	Boys Golf	Waco, TX-Bear Ridge	Mar. 10-12, 2022	1	6	No	1:06	12-Passenger Van	Competition



**Board of School Trustees
Mansfield Independent School District**

TITLE: Attendance Percentage Report

DATE: January 25, 2022

INFORMATION

BACKGROUND:

Mansfield Independent School District Attendance Percentage Report is a campus-by-campus report from August 18, 2021 through January 18, 2022.

The attendance percentages reported here are based on the attached information from Skyward Data Services.

RECOMMENDATION:

No Board action required.

Entity	Name	Cal	Operational	Grade	Total Days	Total Ineligible	Total Eligible	Refined	Percentage Of
			Days	Level	Membership	Days Present	Days Present	ADA	Attendance
002	Mansfield Summit HS	002	86	ALL	164378.5	0.0	149607.0	1739.62	91.01
003	Mansfield HS	003	86	ALL	221537.5	0.0	207373.5	2411.32	93.61
004	Mansfield Timberview	004	83	ALL	163667.0	0.0	150137.0	1808.88	91.73
005	Mansfield Legacy HS	005	86	ALL	211202.5	0.0	192895.0	2242.97	91.33
006	The Phoenix Academy	006	86	ALL	5456.0	0.0	4347.0	50.55	79.67
007	Mansfield Lake Ridge	007	86	ALL	222731.0	0.0	211720.0	2461.86	95.06
008	Mansfield Frontier H	008	86	ALL	13427.0	0.0	12992.0	151.07	96.76
009	Early College High S	009	83	ALL	11239.0	0.0	10822.0	130.39	96.29
		TCC	64	ALL	8378.0	0.0	8230.0	128.59	98.23
041	Rogene Worley Middle	041	86	ALL	58832.0	0.0	55985.0	650.99	95.16
042	T A Howard Middle	042	86	ALL	60139.0	0.0	55961.0	650.71	93.05
043	Brooks Wester Middle	043	86	ALL	66213.0	0.0	62265.0	724.01	94.04
044	Danny Jones Middle	044	86	ALL	76476.0	0.0	73636.0	856.23	96.29
045	James Coble Middle	045	86	ALL	78897.0	0.0	74019.0	860.69	93.82
046	Linda Jobe Middle	046	86	ALL	77793.5	0.0	72878.5	847.42	93.68
047	Charlene McKinzey Mi	047	86	ALL	64518.0	0.0	61647.0	716.83	95.55
101	Alice Ponder ES	101	86	ALL	47837.0	70.5	44511.0	517.57	93.19
103	Tarver-Rendon ES	103	85	ALL	45955.5	197.5	42479.5	499.76	92.87
105	J L Boren ES	105	86	ALL	49928.0	1589.0	45313.5	526.90	93.94
106	Charlotte Anderson E	106	86	ALL	30650.0	0.0	28424.0	330.51	92.74
107	Glenn Harmon ES	107	86	ALL	34969.0	0.0	32509.0	378.01	92.97
109	D P Morris ES	109	86	ALL	48448.0	0.0	45145.0	524.94	93.18
110	Willie Brown ES	110	86	ALL	48660.0	0.0	46562.0	541.42	95.69
111	Kenneth Davis ES	111	86	ALL	26914.0	0.0	25180.0	292.79	93.56
112	Imogene Gideon ES	112	86	ALL	29792.0	0.0	27915.0	324.59	93.70
113	Erma Nash ES	113	86	ALL	50912.5	0.0	47855.0	556.45	93.99
114	Elizabeth Smith ES	114	86	ALL	48540.0	3.0	46171.0	536.87	95.13
115	Robertta Tipps ES	115	85	ALL	42635.5	0.0	40199.0	472.93	94.29
116	Martha Reid ES	116	85	ALL	40543.0	0.0	38369.0	451.40	94.64
117	Thelma Jones ES	117	86	ALL	32991.0	1.0	31073.0	361.31	94.19
118	Mary Jo Sheppard ES	118	86	ALL	35789.5	0.0	33419.5	388.60	93.38
119	Janet Brockett ES	119	85	ALL	35905.0	0.0	33926.0	399.13	94.49
120	Anna May Daulton ES	120	86	ALL	56655.0	0.0	53997.0	627.87	95.31
121	Cora Spencer ES	121	86	ALL	55859.0	0.0	52003.0	604.69	93.10
122	Louise Cabaniss ES	122	85	ALL	45934.0	0.0	43303.0	509.45	94.27
123	Carol Holt ES	123	86	ALL	33209.5	150.0	30920.5	359.54	93.56
124	Annette Perry ES	124	86	ALL	35939.0	40.0	33710.0	391.98	93.91
125	Judy Miller ES	125	85	ALL	46028.0	0.0	43745.0	514.65	95.04
126	Nancy Neal ES	126	86	ALL	33589.0	39.5	31684.5	368.42	94.45
127	Academy for Early Le	127	86	ALL	16728.0	1662.0	13319.5	154.88	89.56
128	Brenda Norwood ES	128	86	ALL	50615.0	0.0	47790.0	555.70	94.42
201	Mary Orr Int	201	86	ALL	55370.0	0.0	52280.0	607.91	94.42
202	Cross Timbers Int	202	86	ALL	49381.0	0.0	46155.0	536.69	93.47
204	Donna Shepard Int	204	86	ALL	73006.0	0.0	68209.0	793.13	93.43
205	Della Icenhower Int	205	86	ALL	63218.0	0.0	59067.0	686.83	93.43
206	Mary Lillard IS	206	86	ALL	67161.0	0.0	64698.0	752.30	96.33
207	Asa E Low Jr Int	207	86	ALL	48707.0	0.0	46067.0	535.66	94.58
208	Alma Martinez Int	208	86	ALL	65080.5	0.0	61835.5	719.02	95.01
304	Tarrant Co JJAEP	304	90	ALL	228.0	190.0	0.0	0.00	83.33
944 (043)	STEM Academy	944	86	ALL	23660.0	0.0	23037.0	267.87	97.37
REPORT TOTALS:					2975723.0	3942.5	2785387.5	32521.90	93.74

***** End of report *****

ADA Template Parameters
ADA Report

Calendar	Calendar	Grad Yr	Grad Yr	Race	Race	Student	Student	Totals							
Low	High	Low	High	Low	High	Type	Low	High	Date	Low	Date	High	By	Report	Type

Processed By

ZZZ	0000	9999	ZZZ	ZZZ	08/18/2021	01/19/2022	Entity	Summary	Only
-----	------	------	-----	-----	------------	------------	--------	---------	------

Student Range

Processed Entities: 002,003,004,005,006,007,008,009,041,042,043,044,045,046,047,101,103,105,106,107,109,110,111,112,113
114,115,116,117,118,119,120,121,122,123,124,125,126,127,128,201,202,204,205,206,207,208,304,907,944

Excluded Entities: 030,038



**Board of School Trustees
Mansfield Independent School District**

TITLE: Delinquent Tax Attorney Report

DATE: January 25, 2022

INFORMATION

BACKGROUND:

Delinquent tax attorneys, Linebarger, Goggan, Blair & Sampson, L.L.P., retained by Mansfield ISD generate an activity report every month through records received from Tarrant Appraisal District. The report for the month of December is presented to provide information on the 2020 tax roll.

The 2020 tax year percentage of collection through December 31, 2021 is 44.48% which represents six months of the tax collection year. The 2020 Adjusted Delinquent Tax Levy as of December 31, 2021, is \$1,666,239 (this includes (\$57,676) of recent adjustments for the month of December). The balance due as of December 31, 2021, is \$1,465,210.



LINEBARGER

ATTORNEYS AT LAW

Mansfield Independent School District

Report on Delinquent Tax Collections

Date:

January 11, 2022

Contact:

Charles E. Brady

Partner

100 Throckmorton, Suite #300

Fort Worth, TX 76102

817-877-4589

Direct 817-317-9506

Charles.Brady@lgbs.com

LINEBARGER GOGGAN BLAIR & SAMPSON, LLP

ATTORNEYS AT LAW

100 THROCKMORTON, SUITE #300
FORT WORTH, TEXAS 76102

817.877.4589
FAX 817.877.0601

January 11, 2022

Dr. Kimberley Cantu, Superintendent
Mansfield Independent School District
605 E. Broad Street.
Mansfield, TX 76063

Re: Activity Report on Delinquent Tax Collections for the month of December 2021

Dear Dr. Cantu:

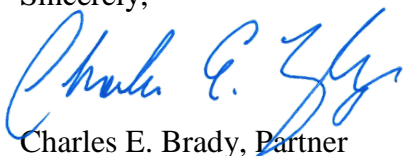
Linebarger Goggan Blair & Sampson, LLP, is pleased to provide the following information recapping our delinquent tax collection activity for the month of **December 2021** for our Mansfield Independent School District delinquent tax collection program. Please find the following items attached summarizing our efforts on your behalf.

- A) A report highlighting the **collection activities** we have undertaken on behalf of the Mansfield Independent School District.
- B) A report highlighting the **litigation activities** we have undertaken on behalf of the Mansfield Independent School District.
- C) An analysis of the Mansfield Independent School District combined delinquent tax roll by Property Types and Status of Accounts.

December collections were unexpectedly robust. With refunds issued being down, the District collected \$286,806 in tax and penalty and interest collections while having to refund only \$35,241. Normally collection activity slows during the holidays; this year was an exception. January will be the first month where homestead accounts with only one year due and owing will be eligible for lawsuits. The individuals had 6 months prior to January to resolve without litigation. This is 26 affected accounts totaling \$75,954.06. Should you have any questions please contact Shannon Ortiz directly at (817) 317-9541 or myself at (817) 489-4062. We are always happy to explain our results and methodology.

Thank you so much for your business, and Happy New Year from all of us at Linebarger!

Sincerely,



Charles E. Brady, Partner
CEB/

cc: Michele Trongaard, Associate Superintendent of Business & Finance
Mansfield Independent School District
605 E. Broad Street. #100
Mansfield, TX 76063

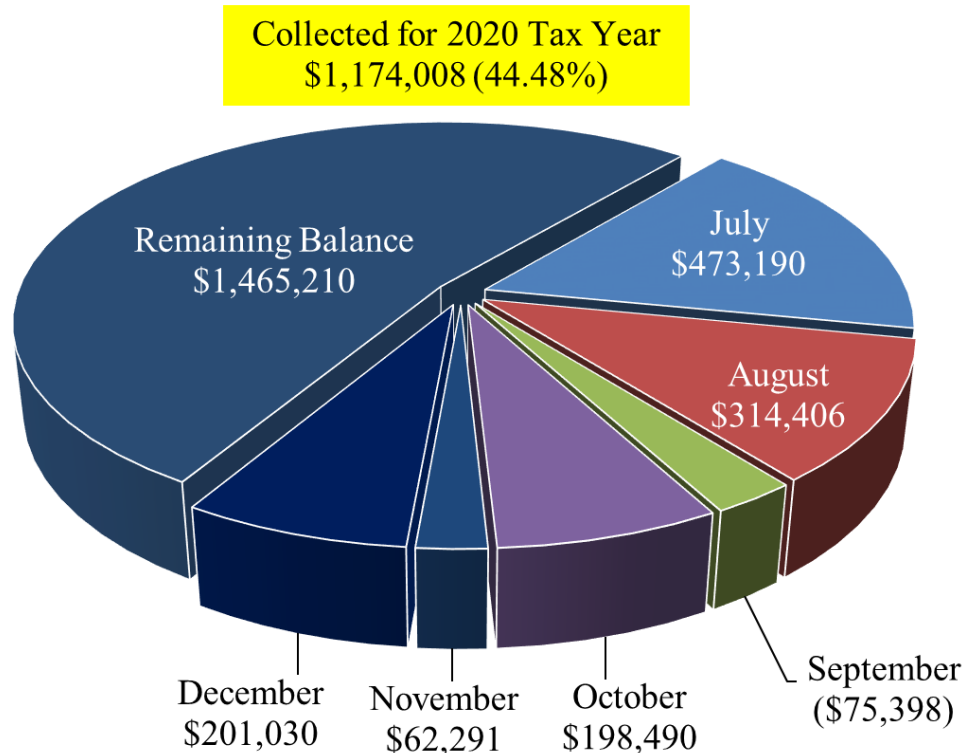
A. Collection Highlights

For the month of **December 2021**, our collection program resulted in **\$286,806 in delinquent taxes, penalty and interest** being collected for the District. The chart below breaks down the total collections and includes details about refunds. Refunds are irrespective of collection efforts and are used to illustrate the net impact of refunds on our collection results.

COLLECTIONS	
BASE TAX COLLECTIONS	\$228,864
BASE TAX REFUNDS	(\$35,241)
PENALTIES & INTEREST COLLECTIONS	\$57,942
PENALTIES & INTEREST REFUNDS	(\$216)
TOTAL NET COLLECTIONS	\$251,349

The 2020 Adjusted Delinquent Tax Levy as of December 31, 2021 for the Mansfield ISD is \$1,666,239 (this includes (\$57,676) of recent adjustments for the month of December). The amount collected for the month of December through December 31, 2021 is \$201,030. The 2020 tax year collection percentage through December 31, 2021 is 44.48%. The balance due as of December 31, 2021 is \$1,465,210.

MANSFIELD INDEPENDENT SCHOOL DISTRICT Collections from 7/1/21 - 12/31/21 (2020 Base Only)



Source: Information taken from data provided by the Tarrant County Tax Office to LGBS on January 10, 2022
Please note that remaining balance includes adjustments during the collection period.

B. Litigation Highlights

Aside from consistently supplementing our collection efforts with **telephone collection calls** to delinquent taxpayers to resolve their accounts, our activity this month includes:

LITIGATION	
# ACCOUNTS FILED	13
\$ ACCOUNTS FILED	\$87,963
# ACCOUNTS DISMISSED (PAID IN FULL)	1
\$ ACCOUNTS DISMISSED (PAID IN FULL)	\$3,372
# ACCOUNTS IN JUDGMENT	5
\$ ACCOUNTS IN JUDGMENT	\$9,261

Note - Due to trial setting scheduled at the end of each month, judgment figures reported are from previous month.

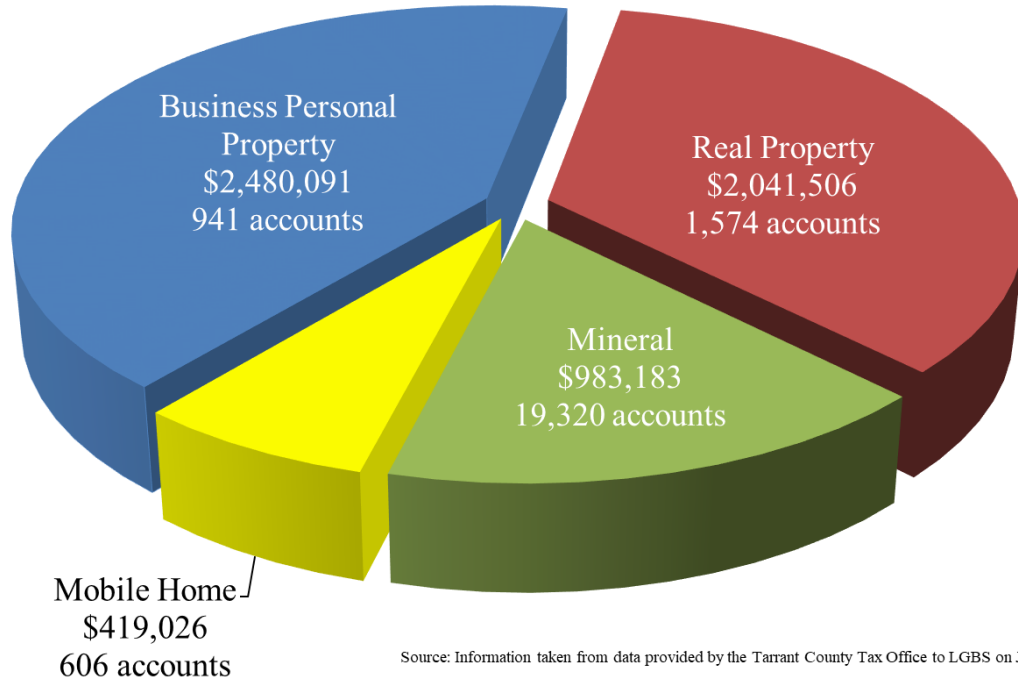
MAILINGS/BANKRUPTCY/SPECIAL EFFORTS	
# BNK PROOFS FILED	43
# CONSTABLE'S SALES SET	1
\$ CONSTABLE'S SALES SET	\$988

Note - Proof of Claims include total number of bankruptcy proof of claims filed on behalf of all LGB&S clients collected by the Tarrant County Tax Office.

C. Delinquent Tax Roll Analysis

As of December 2021, the Mansfield Independent School District combined delinquent tax roll by Property Types is as follows:

MANSFIELD INDEPENDENT SCHOOL DISTRICT Property Types (Base Only)



Source: Information taken from data provided by the Tarrant County Tax Office to LGBS on January 5, 2022



**Board of School Trustees
Mansfield Independent School District**

TITLE: Disbursement Reports

DATE: January 25, 2022

INFORMATION

BACKGROUND:

The District reports all checks written on a monthly basis. The disbursements are organized by fund and list the check date, payee, description of purchase, and amount.

CONSIDERATIONS:

The items listed in the Detail Disbursement Report include all payments for December 2021 with the exception of payroll, payroll liabilities, and manual wire payments. The payments listed on the Detail Disbursement Report are the result of payment generated documents such as purchase orders, check requests, etc.

An additional report of Disbursements Over \$25,000 is provided for items of interest with information on the expenditure.

The Summary Disbursement Report includes a summary by fund of the detail report and also includes manual wire payment detail for funds other than Payroll.

The Payroll Check Summary report provides summary information regarding net payroll for the month and payroll liability payments.

RECOMMENDATION:

None. For information only.

MANSFIELD INDEPENDENT SCHOOL DISTRICT

12/01/2021 through 12/31/2021

<u>DATE PAID</u>	<u>VENDOR NAME</u>	<u>AMOUNT</u>	<u>INVOICE DESCRIPTION</u>
12/2/2021	LABATT FOOD SERVICE	143,240.52	Food
12/2/2021	NEW DAIRY OPCO, LLC	39,646.23	Dairy
12/9/2021	LABATT FOOD SERVICE	145,436.07	Food
12/9/2021	SCHWAN'S FOOD SERVICE INC	35,085.00	Food
12/9/2021	SMART MOUTH FOODS	30,493.51	Food
12/16/2021	ASIAN FOOD SOLUTIONS	43,591.68	Food
12/16/2021	LABATT FOOD SERVICE	140,000.19	Food
12/16/2021	NEW DAIRY OPCO, LLC	86,436.43	Dairy
12/16/2021	PASCO BROKERAGE, INC	44,216.14	Steamers for Lakeridge HS
12/16/2021	VERITIV OPERATING CO.	25,460.19	Food Safety & Sanitation (2nd quarterly order)
12/2/2021	JACOBS PROJECT MANAGEMENT CO.	28,000.00	Consulting Services for 2017 Bond
12/9/2021	ARLINGTON UTILITIES	47,450.86	Utilities - Water
12/15/2021	TARRANT COUNTY COLLEGE	349,152.00	TCC Fall Dual Credit course fees
12/2/2021	ALUMINUM ATHLETIC EQUIPMENT COMPANY	40,104.50	617 - 047 McKinzey FF&E Track Equipment
12/2/2021	EARTHWORKS INC	49,774.00	Fall lawn care
12/2/2021	GENUINE PARTS COMPANY-NAPA	38,001.36	Shop supplies district vehicles
12/2/2021	LEE LEWIS CONSTRUCTION, INC	208,341.89	Donna Shepard Construction Contract
12/2/2021	MEDHEALTH	84,581.78	Medical Clinic Renewal 21-22
12/7/2021	CITY OF MANSFIELD	56,076.94	Utilities - Water
12/7/2021	GLOBAL ASSET	79,981.00	Chromebook repairs
12/7/2021	LONE STAR FURNISHINGS, LLC	234,963.22	FF&E-Nowood Elem, McKenzie MS
12/7/2021	MBM FINANCIAL INTERESTS, LP	203,475.00	Yearly Marimon Contract 2021-2022
12/7/2021	TXU ENERGY RETAIL COMPANY LLC	385,097.02	Utilities - Electrical
12/9/2021	CONTERRA ULTRA BROADBAND LLC	28,567.44	Utilities - Telephone
12/9/2021	DELCOM GROUP LP	26,471.42	McKinzey Projectors for Band 1, Band 2, Choir, and Orchestra
12/9/2021	WENGER CORPORATION	177,547.06	Martinez- Band/Choir/Orchestra Furniture
12/15/2021	ANIXTER INC	31,744.63	Locksmith Supplies
12/15/2021	CENTRAL APPRAISAL DISTRICT OF JOHNSON COUNTY	55,126.59	Property tax appraisal services for Johnson County
12/15/2021	TEXAS DANCE EDUCATORS ASSOCIATION	97,467.91	Multiple Invoices
12/15/2021	CITY OF MANSFIELD	29,290.76	Utilities - Water
12/15/2021	ELECTRA LINK, INC	69,010.24	617 - 706 952 Technology Servers
12/15/2021	ELECTRO ACOUSTICS & VIDEO, INC	285,801.05	Performing Arts Center Audio Upgrade
12/15/2021	GENUINE PARTS COMPANY-NAPA	38,823.82	Shop supplies district vehicles
12/15/2021	GLOBAL ASSET	176,767.70	Computer setups Technology for extenuating circumstances
12/15/2021	LAWN PATROL SERVICE, INC	43,785.00	Fall lawn care
12/15/2021	UPSTAGE CENTER, INC	29,351.11	Labor for October the Center
12/17/2021	CAS-CLAIMS ADMINISTRATIVE SVCS	102,637.26	October 2021 Claims Cost for MISD
12/17/2021	CDW GOVERNMENT	177,512.15	ERATE Brockett
12/17/2021	EDUPHORIA! INC	39,426.75	Eduphoria Renewal
12/17/2021	LEE LEWIS CONSTRUCTION, INC	242,730.70	Phase 3 Multi Campus Renovations - Elem, Middle, Intermediate
12/17/2021	POGUE CONSTRUCTION CO., LP	1,746,137.96	Construction CMR Agreement
12/17/2021	TARRANT APPRAISAL DISTRICT	263,643.85	Property tax appraisal service
12/17/2021	WENGER CORPORATION	64,774.14	McKinzey- Band/Choir/Orchestra Furniture
12/9/2021	COLORADO TIME SYSTEMS	157,000.00	Video scoreboard display for Natatorium
	Total	<u><u>6,422,223.07</u></u>	

**Mansfield ISD
Payroll Check Summary Report
2021-2022**

	Check(s) Reported	Deposit(s) Reported	Contract Pay +	Other Pay +	Taxable Benefits +	Federal Tax Shelter Amt -	Gross Subject to Fed Tax =	Federal Tax -	State Tax -	Soc Sec Tax -	Other Deductions -	Reimbursed Deductions +	Taxable Benefits -	Net Pay =	
Summary Totals	07/01-07/31/2021	56	6,293	17,527,816.30	2,619,161.03	0.00	2,971,282.61	17,175,694.72	1,377,307.55	0.00	274,950.69	627,858.90	0.00	0.00	14,895,577.58
Summary Totals	08/01-08/31/2021	84	5,130	17,689,760.99	1,737,473.16	0.00	2,887,591.31	16,539,642.84	1,394,133.72	0.00	265,028.78	580,256.25	0.00	0.00	14,300,224.09
Summary Totals	09/01-09/30/2021	136	5,696	18,630,176.57	2,523,626.16	0.00	3,238,538.07	17,915,264.66	1,461,641.65	0.00	287,935.23	617,563.42	0.00	0.00	15,548,124.36
Summary Totals	10/01-10/31/2021	133	6,069	18,653,967.96	3,055,529.87	0.00	3,295,300.43	18,414,197.40	1,496,828.24	0.00	295,752.02	664,437.54	0.00	0.00	15,957,179.60
Summary Totals	11/01-11/30/2021	94	6,219	18,623,625.78	3,305,606.99	0.00	3,316,957.09	18,612,275.68	1,517,637.70	0.00	298,935.58	660,865.94	0.00	0.00	16,134,836.46
Summary Totals	12/01/12/31/2021	141	7,618	18,751,201.73	9,022,905.81	0.00	3,445,235.75	24,328,871.79	2,200,409.56	0.00	383,286.08	697,269.43	0.00	0.00	21,047,906.72
Summary Totals	01/01-01/31/2022														
Summary Totals	02/01-02/28/2022														
Summary Totals	03/01-03/31/2022														
Summary Totals	04/01-04/30/2022														
Summary Totals	05/01-05/31/2022														
Summary Totals	06/01-06/30/2022														
Summary Totals	2021-2022	644	37,025	109,876,549.33	22,264,303.02	0.00	19,154,905.26	112,985,947.09	9,447,958.42	0.00	1,805,888.38	3,848,251.48	0.00	0.00	97,883,848.81

MANSFIELD INDEPENDENT SCHOOL DISTRICT

Fund Disbursement Report for 12/1/2021 through 12/31/2021

<u>FUND</u>	<u>TOTAL</u>
181 - ATHLETIC FUND	81,951.76
191 - CAPITAL OUTLAY	268,964.99
195 - ADVERTISING FUND	98,223.22
196 - SPECIAL OPERATING FUND	79,141.63
197 - TECHNOLOGY PROJECTS	241,010.00
198 - HIGH SCHOOL ALLOTMENT	191,722.26
199 - GENERAL OPERATING	3,381,333.75
211 - ESEA TITLE I; IMPROVING BASIC	53,703.10
224 - IDEA-B FORMULA	50,871.04
225 - IDEA-B PRE-SCHOOL	470.51
240 - CHILD NUTRITION FUND	866,612.59
255 - TITLE II, PART A: TEA/PRIN TRA	4,814.55
263 - TITLE III, PART A, LIMITED ENG	12,969.70
265 - 21ST CENTURY GRANT	10,308.48
282 - ESSER III / AIR FORCE JR ROTC	183,242.23
289 - LEP PROGRAM	11,449.25
410 - STATE TEXTBOOK FUND	14,568.54
429 - LAW ENFORCEMENT STANDARDS EDUC	69.55
461 - GOVERNMENT ACTIVITY FUND	117,875.95
492 - FALL 2011 EDUCATION FOUND GRAN	11,161.56
599 - DEBT SERVICE FUND	2,120.00
611 - 2011 BOND PROGRAM	197,085.31
617 - 2017 BOND PROGRAM	2,721,573.83
711 - DAY CARE	13,832.98
712 - NATATORIUM	186,195.76
826 - UIL	46,352.35
865 - STUDENT ACTIVITY FUND	91,841.03
876 - CAMPUS SUNSHINE FUNDS	1,593.76
	<hr/>
	8,941,059.68
	<hr/> <hr/>

MANSFIELD INDEPENDENT SCHOOL DISTRICT

Fund Disbursement Report for 12/1/2021 through 12/31/2021

<u>DATE PAID</u>	<u>NAME</u>	<u>ITEM DESCRIPTION</u>	<u>AMOUNT</u>
181 - ATHLETIC FUND			
12/2/2021	ATCHISON, DON	MISCELLANEOUSCONTRACTED SERVIC	90.00
12/2/2021	BOEHNKE, KRISTINE	MISCELLANEOUSCONTRACTED SERVIC	100.00
12/2/2021	BRUMLEY, BRANDON	MISCELLANEOUSCONTRACTED SERVIC	90.00
12/2/2021	BYRUM, CHRIS	MISCELLANEOUSCONTRACTED SERVIC	35.00
12/2/2021	CARDINAL'S SPORTS CENTER INC	GENERAL SUPPLIES	916.00
12/2/2021	COLOMB, MUNDEZ	MISCELLANEOUSCONTRACTED SERVIC	180.00
12/2/2021	DALLAS, DANNY	MISCELLANEOUSCONTRACTED SERVIC	125.00
12/2/2021	DREAM RANCH OFFICE SUPPLIES	GENERAL SUPPLIES	597.04
12/2/2021	EVERMAN ISD - EVERMAN HIGH SCHOOL	TRAVEL AND SUBSISTENCE - STUDE	350.00
12/2/2021	GROSSKURTH, PAUL	MISCELLANEOUSCONTRACTED SERVIC	125.00
12/2/2021	HOLLIS, PHILLIP	MISCELLANEOUSCONTRACTED SERVIC	195.00
12/2/2021	HOME DEPOT	GENERAL SUPPLIES	754.66
12/2/2021	JENKINS, BLAKE	MISCELLANEOUSCONTRACTED SERVIC	125.00
12/2/2021	JOSHUA ISD ATHLETICS	TRAVEL AND SUBSISTENCE - STUDE	350.00
12/2/2021	KELLER ISD - CENTRAL HIGH SCHOOL	TRAVEL AND SUBSISTENCE - STUDE	300.00
12/2/2021	KIAH, JUDE	MISCELLANEOUSCONTRACTED SERVIC	90.00
12/2/2021	LINDSTROM, WILLIAM	MISCELLANEOUSCONTRACTED SERVIC	125.00
12/2/2021	MAMA'S PIZZA	MISCELLANEOUS OPERATING COSTS	208.00
12/2/2021	MANSFIELD ISD TIMBERVIEW ATHLETIC BOO:	TRAVEL AND SUBSISTENCE - STUDE	375.00
12/2/2021	MARKS, AL	MISCELLANEOUSCONTRACTED SERVIC	90.00
12/2/2021	MATTHEWS OFFICE SUPPLY	GENERAL SUPPLIES	53.28
12/2/2021	MEDCO SUPPLY, MASUNE & SURGICAL SUPP	GENERAL SUPPLIES	589.99
12/2/2021	NICKOLS, ERIC	MISCELLANEOUSCONTRACTED SERVIC	90.00
12/2/2021	OGUNBAMERY, COURAGE	MISCELLANEOUSCONTRACTED SERVIC	180.00
12/2/2021	POWER LIFT	GENERAL SUPPLIES	747.80
12/2/2021	RANKIN, ASHLEY	MISCELLANEOUSCONTRACTED SERVIC	50.00
12/2/2021	SMOTHERMAN, KEVIN	MISCELLANEOUSCONTRACTED SERVIC	90.00
12/2/2021	STAPLES ADVANTAGE	GENERAL SUPPLIES	225.16
12/2/2021	SURSA, GAGE	MISCELLANEOUSCONTRACTED SERVIC	125.00
12/2/2021	TAYLOR, VICTORIA	MISCELLANEOUSCONTRACTED SERVIC	250.00
12/2/2021	TEXAS HIGH SCHOOL COACHES ASSOCIATIO	TRAVEL, TRAINING & SUBSISTENCE	4,450.00
12/2/2021	VEO TECHNOLOGIES INC	COMPUTER SOFTWARE	858.10
12/2/2021	VEO TECHNOLOGIES INC	TECHNOLOGY EQUIPMENT<\$5000	1,239.90
12/2/2021	VESTAL, DONOVAN	MISCELLANEOUSCONTRACTED SERVIC	125.00
12/2/2021	VICKERY, WENDY	MISCELLANEOUSCONTRACTED SERVIC	90.00
12/7/2021	ALERT SERVICES, INC	GENERAL SUPPLIES	477.20
12/7/2021	ARLINGTON ISD - ARLINGTON HIGH SCHOOL	TRAVEL AND SUBSISTENCE - STUDE	350.00
12/7/2021	AWARDS 4 WINNERS	MISCELLANEOUS OPERATING COSTS	28.00
12/7/2021	AWARDS BY MASTERCRAFT	MISCELLANEOUS OPERATING COSTS	400.00
12/7/2021	BATTERIES PLUS BULBS- MANSFIELD #767	GENERAL SUPPLIES	202.00
12/7/2021	BECKLER, LACY	TRAVEL, TRAINING & SUBSISTENCE	25.20
12/7/2021	BERKNER HIGH SCHOOL BOOSTER CLUB, IN	TRAVEL AND SUBSISTENCE - STUDE	50.00
12/7/2021	BIRDVILLE ISD - BIRDVILLE HIGH SCHOOL	TRAVEL AND SUBSISTENCE - STUDE	300.00
12/7/2021	BROWN, DELTON	MISCELLANEOUSCONTRACTED SERVIC	90.00
12/7/2021	CARDINAL'S SPORTS CENTER INC	GENERAL SUPPLIES	9,627.70
12/7/2021	CLARK, DOMINIQUE	MISCELLANEOUSCONTRACTED SERVIC	50.00
12/7/2021	COPE, JAMES	MISCELLANEOUSCONTRACTED SERVIC	145.00
12/7/2021	CORNER KICK SOCCER BOOSTER	TRAVEL AND SUBSISTENCE - STUDE	275.00
12/7/2021	CREAL, JOSEPH	MISCELLANEOUSCONTRACTED SERVIC	125.00
12/7/2021	DEAN, MICHAEL	MISCELLANEOUSCONTRACTED SERVIC	90.00
12/7/2021	DIERKE, MICHAEL	MISCELLANEOUSCONTRACTED SERVIC	90.00
12/7/2021	ENTERPRISE LEASING - TEXAS	TRAVEL AND SUBSISTENCE - STUDE	312.00
12/7/2021	FLOWERS, CYNTHIA	MISCELLANEOUSCONTRACTED SERVIC	95.00
12/7/2021	GARDNER, KYLE	MISCELLANEOUSCONTRACTED SERVIC	90.00
12/7/2021	GARLAND ISD - SACHSE HIGH SCHOOL	TRAVEL AND SUBSISTENCE - STUDE	550.00

MANSFIELD INDEPENDENT SCHOOL DISTRICT

Fund Disbursement Report for 12/1/2021 through 12/31/2021

<u>DATE PAID</u>	<u>NAME</u>	<u>ITEM DESCRIPTION</u>	<u>AMOUNT</u>
181 - ATHLETIC FUND			
12/7/2021	GRAND PRAIRIE ISD	TRAVEL AND SUBSISTENCE - STUDE	250.00
12/7/2021	GRIFFIN, RICKY	MISCELLANEOUSCONTRACTED SERVIC	90.00
12/7/2021	HEB ISD - L.D.BELL HS	TRAVEL AND SUBSISTENCE - STUDE	950.00
12/7/2021	HEB ISD - TRINITY HIGH SCHOOL	TRAVEL AND SUBSISTENCE - STUDE	600.00
12/7/2021	HOLLIS, PHILLIP	MISCELLANEOUSCONTRACTED SERVIC	125.00
12/7/2021	JACKSON, GERALD	MISCELLANEOUSCONTRACTED SERVIC	90.00
12/7/2021	JACKSON, WILLIE	MISCELLANEOUSCONTRACTED SERVIC	125.00
12/7/2021	JOSHUA ISD ATHLETICS	TRAVEL AND SUBSISTENCE - STUDE	650.00
12/7/2021	KANDA, KERRY	MISCELLANEOUSCONTRACTED SERVIC	70.00
12/7/2021	KELLER ISD - FOSSIL RIDGE HIGH SCHOOL	TRAVEL AND SUBSISTENCE - STUDE	250.00
12/7/2021	LEWALLEN, PATRICK	TRAVEL, TRAINING & SUBSISTENCE	240.00
12/7/2021	MAILLOUX-SMITH, DAWN	TRAVEL, TRAINING & SUBSISTENCE	61.71
12/7/2021	MANSFIELD ISD TIMBERVIEW ATHLETIC BOO:	TRAVEL AND SUBSISTENCE - STUDE	50.00
12/7/2021	MBM FINANCIAL INTERESTS, LP	RENTALS-OPERATING LEASES	330.00
12/7/2021	MIDLOTHIAN ISD ATHLETICS	TRAVEL AND SUBSISTENCE - STUDE	575.00
12/7/2021	MIDWESTERN STATE UNIVERSITY	TRAVEL AND SUBSISTENCE - STUDE	450.00
12/7/2021	NORVEL, JOHN	MISCELLANEOUSCONTRACTED SERVIC	125.00
12/7/2021	OWENS, CARLOS	MISCELLANEOUSCONTRACTED SERVIC	0.00
12/7/2021	PETTIS, DEVON	MISCELLANEOUSCONTRACTED SERVIC	70.00
12/7/2021	PIGGOTT, SHANNON	MISCELLANEOUSCONTRACTED SERVIC	90.00
12/7/2021	RIDDELL/ALL AMERICAN SPORTS CORP.	GENERAL SUPPLIES	637.92
12/7/2021	SHORT, KENDTRELL	MISCELLANEOUSCONTRACTED SERVIC	95.00
12/7/2021	STARNES, KEVIN	MISCELLANEOUSCONTRACTED SERVIC	145.00
12/7/2021	TRICE, PATRICIA	MISCELLANEOUSCONTRACTED SERVIC	50.00
12/7/2021	TROTTER, SHANE	TRAVEL, TRAINING & SUBSISTENCE	99.00
12/7/2021	TRS	TEACHER RETIREMENT	10,790.00
12/7/2021	WHITE SETTLEMENT ISD - BREWER HIGH SC	TRAVEL AND SUBSISTENCE - STUDE	600.00
12/7/2021	WRIGHT, COREY	MISCELLANEOUSCONTRACTED SERVIC	125.00
12/9/2021	BOYDSTUN, BRIAN	TRAVEL, TRAINING & SUBSISTENCE	275.00
12/9/2021	CARDINAL'S SPORTS CENTER INC	GENERAL SUPPLIES	1,970.00
12/9/2021	CARROT TOP INDUSTRIES	MISCELLANEOUSCONTRACTED SERVIC	557.79
12/9/2021	CREAL, JOSEPH	MISCELLANEOUSCONTRACTED SERVIC	70.00
12/9/2021	ELLIS, DAVID	TRAVEL, TRAINING & SUBSISTENCE	275.00
12/9/2021	LONG, IVAN	MISCELLANEOUSCONTRACTED SERVIC	0.00
12/9/2021	MANSFIELD OIL COMPANY	TRAVEL AND SUBSISTENCE - STUDE	122.57
12/9/2021	OBI, CHIMAUCHE	MISCELLANEOUSCONTRACTED SERVIC	125.00
12/15/2021	ALERT SERVICES, INC	CONTRACTED MAINTENANCE AND REP	3,776.00
12/15/2021	ASKEY, TIWUANA	MISCELLANEOUSCONTRACTED SERVIC	70.00
12/15/2021	BSN SPORTS	GENERAL SUPPLIES	1,100.22
12/15/2021	BUFORD, BRIAN	MISCELLANEOUSCONTRACTED SERVIC	115.00
12/15/2021	BURNS, JOSHUA	MISCELLANEOUSCONTRACTED SERVIC	90.00
12/15/2021	CARDINAL'S SPORTS CENTER INC	GENERAL SUPPLIES	6,966.90
12/15/2021	CITIBANK	TRAVEL AND SUBSISTENCE - STUDE	232.50
12/15/2021	CLARK, DOMINIQUE	MISCELLANEOUSCONTRACTED SERVIC	50.00
12/15/2021	CORNER KICK SOCCER BOOSTER	TRAVEL AND SUBSISTENCE - STUDE	550.00
12/15/2021	DUNCANVILLE ISD ATHLETICS	TRAVEL AND SUBSISTENCE - STUDE	550.00
12/15/2021	ENTERPRISE LEASING - TEXAS	TRAVEL AND SUBSISTENCE - STUDE	208.00
12/15/2021	FLOWERS, CYNTHIA	MISCELLANEOUSCONTRACTED SERVIC	80.00
12/15/2021	FURLOUGH, STEVEN	MISCELLANEOUSCONTRACTED SERVIC	90.00
12/15/2021	GALVESTON INDEPENDENT SCHOOL DISTRIC	TRAVEL AND SUBSISTENCE - STUDE	250.00
12/15/2021	GARDNER, KYLE	MISCELLANEOUSCONTRACTED SERVIC	145.00
12/15/2021	GARDNER, LORI	MISCELLANEOUSCONTRACTED SERVIC	90.00
12/15/2021	GRAPEVINE HIGH SCHOOL	TRAVEL AND SUBSISTENCE - STUDE	350.00
12/15/2021	HARRISON, DAVID	MISCELLANEOUSCONTRACTED SERVIC	90.00
12/15/2021	HEB ISD - L.D.BELL HS	TRAVEL AND SUBSISTENCE - STUDE	100.00

MANSFIELD INDEPENDENT SCHOOL DISTRICT

Fund Disbursement Report for 12/1/2021 through 12/31/2021

<u>DATE PAID</u>	<u>NAME</u>	<u>ITEM DESCRIPTION</u>	<u>AMOUNT</u>
181 - ATHLETIC FUND			
12/15/2021	HUDL AGILE SPORTS TECHNOLOGIES	COMPUTER SOFTWARE	3,700.00
12/15/2021	JACKSON, DALTON	MISCELLANEOUSCONTRACTED SERVIC	125.00
12/15/2021	JOHNSON, VERNON	MISCELLANEOUSCONTRACTED SERVIC	90.00
12/15/2021	LEVELS, MARCUS	MISCELLANEOUSCONTRACTED SERVIC	90.00
12/15/2021	LINDSTROM, WILLIAM	MISCELLANEOUSCONTRACTED SERVIC	125.00
12/15/2021	MANSFIELD NATIONAL GOLF COURSE	GENERAL SUPPLIES	1,248.00
12/15/2021	MARKS, AL	MISCELLANEOUSCONTRACTED SERVIC	90.00
12/15/2021	MATTHEWS, DANIEL	MISCELLANEOUSCONTRACTED SERVIC	120.00
12/15/2021	MCCULLOUGH, CHARLIE	MISCELLANEOUSCONTRACTED SERVIC	70.00
12/15/2021	MULINAX, ANDRE	MISCELLANEOUSCONTRACTED SERVIC	125.00
12/15/2021	OGUNBAMERY, COURAGE	MISCELLANEOUSCONTRACTED SERVIC	125.00
12/15/2021	OLSON, TIMOTHY	MISCELLANEOUSCONTRACTED SERVIC	90.00
12/15/2021	OPPER, DARRELL	MISCELLANEOUSCONTRACTED SERVIC	145.00
12/15/2021	ROARK, JOSHUA	MISCELLANEOUSCONTRACTED SERVIC	145.00
12/15/2021	SANSOM, DERRICK	MISCELLANEOUSCONTRACTED SERVIC	145.00
12/15/2021	SHEPARD, RILEY	MISCELLANEOUSCONTRACTED SERVIC	145.00
12/15/2021	SHERWIN-WILLIAMS 6732-3883-8-7528	GENERAL SUPPLIES	671.20
12/15/2021	SHORT, KENDTRELL	MISCELLANEOUSCONTRACTED SERVIC	40.00
12/15/2021	STAPLES ADVANTAGE	GENERAL SUPPLIES	9.12
12/15/2021	THOMAS, ANTHONY	MISCELLANEOUSCONTRACTED SERVIC	90.00
12/15/2021	TRICE, PATRICIA	MISCELLANEOUSCONTRACTED SERVIC	75.00
12/15/2021	VERWERS, PAUL	MISCELLANEOUSCONTRACTED SERVIC	125.00
12/15/2021	WAY, TERRY	MISCELLANEOUSCONTRACTED SERVIC	90.00
12/15/2021	WESTERN - BRW PAPER CO, OVOL USA	GENERAL SUPPLIES	351.00
12/15/2021	WESTERN HILLS HIGH SCHOOL	TRAVEL AND SUBSISTENCE - STUDE	265.00
12/17/2021	A&M CONSOLIDATED HIGH SCHOOL	TRAVEL AND SUBSISTENCE - STUDE	300.00
12/17/2021	ANDERSON, BRIAN	MISCELLANEOUSCONTRACTED SERVIC	90.00
12/17/2021	ARLINGTON ISD - LAMAR HIGH SCHOOL	TRAVEL AND SUBSISTENCE - STUDE	150.00
12/17/2021	ARMSTRONG, STEPHEN	MISCELLANEOUSCONTRACTED SERVIC	155.00
12/17/2021	ATHLETIC SERVICES, JAMES E AVERY	MISCELLANEOUSCONTRACTED SERVIC	702.00
12/17/2021	BALDYS III, STANLEY	MISCELLANEOUSCONTRACTED SERVIC	125.00
12/17/2021	BOEHNKE, KRISTINE	MISCELLANEOUSCONTRACTED SERVIC	50.00
12/17/2021	BOOZE, KEVIN	MISCELLANEOUSCONTRACTED SERVIC	305.00
12/17/2021	BROWN, TAVIA	MISCELLANEOUSCONTRACTED SERVIC	70.00
12/17/2021	BUTLER, MARQUADIOUS	MISCELLANEOUSCONTRACTED SERVIC	70.00
12/17/2021	BYRUM, CHRIS	MISCELLANEOUSCONTRACTED SERVIC	35.00
12/17/2021	CARDINAL'S SPORTS CENTER INC	GENERAL SUPPLIES	820.80
12/17/2021	CARROLL, CODY	MISCELLANEOUSCONTRACTED SERVIC	115.00
12/17/2021	COOPER, LAMOINE	MISCELLANEOUSCONTRACTED SERVIC	90.00
12/17/2021	COPE, JAMES	MISCELLANEOUSCONTRACTED SERVIC	90.00
12/17/2021	CREAL, JOSEPH	MISCELLANEOUSCONTRACTED SERVIC	155.00
12/17/2021	DAVIS, MICHAEL	MISCELLANEOUSCONTRACTED SERVIC	90.00
12/17/2021	GEORGETOWN ISD	TRAVEL AND SUBSISTENCE - STUDE	450.00
12/17/2021	GIL, JAMES	MISCELLANEOUSCONTRACTED SERVIC	70.00
12/17/2021	GRIFFIN, RICKY	MISCELLANEOUSCONTRACTED SERVIC	145.00
12/17/2021	JENKINS, BLAKE	MISCELLANEOUSCONTRACTED SERVIC	115.00
12/17/2021	JENSEN, DON	MISCELLANEOUSCONTRACTED SERVIC	120.00
12/17/2021	JIMENEZ, CHRIS	MISCELLANEOUSCONTRACTED SERVIC	145.00
12/17/2021	JOSHUA ISD ATHLETICS	TRAVEL AND SUBSISTENCE - STUDE	200.00
12/17/2021	MAILLOUX, TREASURE	MISCELLANEOUSCONTRACTED SERVIC	25.00
12/17/2021	MARTINEZ, INDIRA	MISCELLANEOUSCONTRACTED SERVIC	310.00
12/17/2021	MASON, DONALD	MISCELLANEOUSCONTRACTED SERVIC	125.00
12/17/2021	MCKEE, HAYDEN	MISCELLANEOUSCONTRACTED SERVIC	280.00
12/17/2021	MORGAN, PRESLEY	MISCELLANEOUSCONTRACTED SERVIC	75.00
12/17/2021	NORVEL, JOHN	MISCELLANEOUSCONTRACTED SERVIC	270.00

MANSFIELD INDEPENDENT SCHOOL DISTRICT

Fund Disbursement Report for 12/1/2021 through 12/31/2021

<u>DATE PAID</u>	<u>NAME</u>	<u>ITEM DESCRIPTION</u>	<u>AMOUNT</u>
181 - ATHLETIC FUND			
12/17/2021	NOURVLE, ELLIOTT	MISCELLANEOUSCONTRACTED SERVIC	295.00
12/17/2021	OGUNBAMERY, COURAGE	MISCELLANEOUSCONTRACTED SERVIC	155.00
12/17/2021	PETTIS, DEVON	MISCELLANEOUSCONTRACTED SERVIC	395.00
12/17/2021	PETTIES, MALIK	MISCELLANEOUSCONTRACTED SERVIC	280.00
12/17/2021	RANKIN, ASHLEY	MISCELLANEOUSCONTRACTED SERVIC	50.00
12/17/2021	REBSTOCK, KENNETH	MISCELLANEOUSCONTRACTED SERVIC	310.00
12/17/2021	SAWYER, REGAN	MISCELLANEOUSCONTRACTED SERVIC	75.00
12/17/2021	SLIDER, MAUREEN	MISCELLANEOUSCONTRACTED SERVIC	335.00
12/17/2021	SMITH, RYAN	MISCELLANEOUSCONTRACTED SERVIC	95.00
12/17/2021	STEPHEN, MARCUS	MISCELLANEOUSCONTRACTED SERVIC	220.00
12/17/2021	SURSA, GAGE	MISCELLANEOUSCONTRACTED SERVIC	230.00
12/17/2021	TAYLOR, VICTORIA	MISCELLANEOUSCONTRACTED SERVIC	115.00
12/17/2021	TEXAS HIGH SCHOOL POWERLIFTING ASSOC	MEMBERSHIPS	375.00
12/17/2021	TEXAS HIGH SCHOOL WOMEN'S POWERLIFTI	MEMBERSHIPS	375.00
12/17/2021	UNIV OF TEXAS HEALTH SCIENCE CENTER, S	TRAVEL, TRAINING & SUBSISTENCE	100.00
12/17/2021	VESTAL, DONOVAN	MISCELLANEOUSCONTRACTED SERVIC	115.00
12/17/2021	WALLACE, MARLIN	MISCELLANEOUSCONTRACTED SERVIC	270.00
12/17/2021	WOOD, JAMES	MISCELLANEOUSCONTRACTED SERVIC	425.00
12/22/2021	COOPER, LAMOINE	MISCELLANEOUSCONTRACTED SERVIC	-90.00
181 - ATHLETIC FUND			81,951.76
191 - CAPITAL OUTLAY			
12/7/2021	J W PEPPER & SON, INC	GENERAL SUPPLIES	314.00
12/9/2021	WENGER CORPORATION	FURNITURE, EQUIPMENT & SOFTWARE	38,234.84
12/9/2021	WENGER CORPORATION	GENERAL SUPPLIES	120,900.11
12/9/2021	WENGER CORPORATION	MISCELLANEOUSCONTRACTED SERVIC	18,412.11
12/15/2021	KINETRIC INC., DBA POLYPRINTER	MISCELLANEOUSCONTRACTED SERVIC	255.00
12/15/2021	KINETRIC INC., DBA POLYPRINTER	TECHNOLOGY EQUIPMENT<\$5000	10,870.00
12/15/2021	WENGER CORPORATION	GENERAL SUPPLIES	13,874.16
12/15/2021	WENGER CORPORATION	MISCELLANEOUSCONTRACTED SERVIC	1,191.64
12/17/2021	J W PEPPER & SON, INC	GENERAL SUPPLIES	138.99
12/17/2021	WENGER CORPORATION	FURNITURE, EQUIPMENT & SOFTWARE	18,956.24
12/17/2021	WENGER CORPORATION	GENERAL SUPPLIES	40,181.09
12/17/2021	WENGER CORPORATION	MISCELLANEOUSCONTRACTED SERVIC	5,636.81
191 - CAPITAL OUTLAY			268,964.99
195 - ADVERTISING FUND			
12/2/2021	UPSTAGE CENTER, INC	MISCELLANEOUSCONTRACTED SERVIC	15,366.71
12/2/2021	WENGER CORPORATION	MISCELLANEOUSCONTRACTED SERVIC	5,458.08
12/7/2021	GRAINGER	OTHER SUPPLIES FOR M&O	131.60
12/7/2021	HOME DEPOT	OTHER SUPPLIES FOR M&O	148.62
12/7/2021	JOLLY OL' SAINT NICK, STAUTZENBERG	MISCELLANEOUSCONTRACTED SERVIC	600.00
12/7/2021	MOBILE COMMUNICATIONS OF AMERICA, CR	GENERAL SUPPLIES	4,380.00
12/7/2021	RSR EVENT SERVICES, INC	MISCELLANEOUSCONTRACTED SERVIC	6,562.35
12/7/2021	STAPLES ADVANTAGE	GENERAL SUPPLIES	27.79
12/7/2021	STAPLES ADVANTAGE	MISCELLANEOUS OPERATING COSTS	235.11
12/7/2021	TRS	TEACHER RETIREMENT	23.69
12/7/2021	WILLETT, MELANIE	TRAVEL, TRAINING & SUBSISTENCE	18.82
12/9/2021	GRAINGER	OTHER SUPPLIES FOR M&O	22.94
12/9/2021	JASON'S DELI, MANSFIELD	MISCELLANEOUS OPERATING COSTS	311.60
12/9/2021	LEAPIN' LEOTARDS LTD	GENERAL SUPPLIES	7,544.00
12/9/2021	MIMI'S PONY-GO-AROUND	MISCELLANEOUSCONTRACTED SERVIC	700.00
12/9/2021	MOBILE COMMUNICATIONS OF AMERICA, CR	GENERAL SUPPLIES	900.00
12/9/2021	STAPLES ADVANTAGE	MISCELLANEOUS OPERATING COSTS	121.02
12/9/2021	THE TREE PLACE, RHNB INC	GROUNDS SUPPLIES	0.00

MANSFIELD INDEPENDENT SCHOOL DISTRICT

Fund Disbursement Report for 12/1/2021 through 12/31/2021

<u>DATE PAID</u>	<u>NAME</u>	<u>ITEM DESCRIPTION</u>	<u>AMOUNT</u>
195 - ADVERTISING FUND			
12/9/2021	UPSTAGE CENTER, INC	MISCELLANEOUSCONTRACTED SERVIC	18,807.53
12/9/2021	WEISSMAN	GENERAL SUPPLIES	1,215.26
12/15/2021	AWARD CENTER	MISCELLANEOUS OPERATING COSTS	99.40
12/15/2021	CITIBANK	GENERAL SUPPLIES	1,609.20
12/15/2021	CITIBANK	MISCELLANEOUS OPERATING COSTS	466.14
12/15/2021	HOME DEPOT	OTHER SUPPLIES FOR M&O	175.84
12/15/2021	SUNBELT RENTALS INC	RENTALS-OPERATING LEASES	2,676.06
12/15/2021	TEXAS STATE OPTICAL - MANSFIELD TSO, CA	GENERAL SUPPLIES	800.00
12/15/2021	THESHIRTPRINTER.COM	GENERAL SUPPLIES	400.00
12/15/2021	UPSTAGE CENTER, INC	MISCELLANEOUSCONTRACTED SERVIC	26,657.11
12/15/2021	UPSTAGE CENTER, INC	RENTALS-OPERATING LEASES	2,694.00
12/17/2021	HOME DEPOT	OTHER SUPPLIES FOR M&O	70.35
195 - ADVERTISING FUND			98,223.22
196 - SPECIAL OPERATING FUND			
12/2/2021	BROOK MAYS MUSIC AND H&H MUSIC	GENERAL SUPPLIES	1,050.00
12/2/2021	COMPLETE SUPPLY, INC	OTHER SUPPLIES FOR M&O	1,469.41
12/2/2021	DELCOM GROUP LP	TECHNOLOGY EQUIPMENT<\$5000	1,250.00
12/2/2021	ELECTRA LINK, INC	BUILDING SUPPLIES	4,004.14
12/2/2021	ELECTRA LINK, INC	COMPUTER SOFTWARE	1,686.84
12/2/2021	ELECTRA LINK, INC	MISCELLANEOUSCONTRACTED SERVIC	3,725.53
12/2/2021	EWELL EDUCATIONAL SERVICES	TRAVEL AND SUBSISTENCE - STUDE	170.00
12/2/2021	FISHER SCIENCE EDUCATION	GENERAL SUPPLIES	1,063.98
12/2/2021	LIBRARY STORE INC, THE	GENERAL SUPPLIES	632.18
12/2/2021	MATTHEWS OFFICE SUPPLY	GENERAL SUPPLIES	35.28
12/2/2021	SCHOOL SPECIALTY, LLC	GENERAL SUPPLIES	69.12
12/2/2021	STAPLES ADVANTAGE	GENERAL SUPPLIES	402.48
12/7/2021	B&H PHOTO-VIDEO-PRO-AUDIO	GENERAL SUPPLIES	1,187.48
12/7/2021	BLICK ART MATERIALS,LLC	GENERAL SUPPLIES	1,032.99
12/7/2021	CDW GOVERNMENT	COMPUTER SOFTWARE	320.07
12/7/2021	COMPLETE SUPPLY, INC	OTHER SUPPLIES FOR M&O	2,519.20
12/7/2021	FISHER SCIENCE EDUCATION	GENERAL SUPPLIES	465.41
12/7/2021	GALLS, LLC, RED THE UNIFORM	OTHER EQUIPMENT<\$5000	583.09
12/7/2021	SCHOOL HEALTH CORPORATION	GENERAL SUPPLIES	756.00
12/7/2021	WEST MUSIC COMPANY	GENERAL SUPPLIES	37.56
12/9/2021	BLICK ART MATERIALS,LLC	GENERAL SUPPLIES	60.64
12/9/2021	CDW GOVERNMENT	COMPUTER SOFTWARE	23.20
12/9/2021	COMPLETE SUPPLY, INC	OTHER SUPPLIES FOR M&O	1,754.06
12/9/2021	DEFENDER SUPPLY, DEFENDERSUPPLYLLC	MISCELLANEOUSCONTRACTED SERVIC	2,177.46
12/9/2021	DELCOM GROUP LP	TECHNOLOGY EQUIPMENT<\$5000	1,250.00
12/9/2021	GOPHER SPORT	GENERAL SUPPLIES	67.46
12/9/2021	GOT YOU COVERED WORK WEAR & UNIFORM	GENERAL SUPPLIES	878.43
12/9/2021	LOWE'S COMPANIES, INC	GENERAL SUPPLIES	237.02
12/9/2021	NEWBART PRODUCTS	COMPUTER SOFTWARE	850.00
12/9/2021	NEWBART PRODUCTS	MISCELLANEOUSCONTRACTED SERVIC	1,123.00
12/9/2021	NEWBART PRODUCTS	TECHNOLOGY EQUIPMENT<\$5000	2,670.00
12/9/2021	STAPLES ADVANTAGE	GENERAL SUPPLIES	99.36
12/9/2021	ULINE	FURNITURE	1,400.00
12/9/2021	WESTERN - BRW PAPER CO, OVOL USA	GENERAL SUPPLIES	159.00
12/15/2021	BROOK MAYS MUSIC AND H&H MUSIC	GENERAL SUPPLIES	1,050.00
12/15/2021	BROWN, MIRANDA	TRAVEL AND SUBSISTENCE - STUDE	132.00
12/15/2021	CITIBANK	GENERAL SUPPLIES	1,068.56
12/15/2021	CITIBANK	MISCELLANEOUS OPERATING COSTS	590.82
12/15/2021	COMPLETE SUPPLY, INC	OTHER SUPPLIES FOR M&O	2,989.02
12/15/2021	DAVIS, AUBREA	TRAVEL AND SUBSISTENCE - STUDE	141.10

MANSFIELD INDEPENDENT SCHOOL DISTRICT

Fund Disbursement Report for 12/1/2021 through 12/31/2021

<u>DATE PAID</u>	<u>NAME</u>	<u>ITEM DESCRIPTION</u>	<u>AMOUNT</u>
196 - SPECIAL OPERATING FUND			
12/15/2021	DIANNE JONES COUNSELING, LLC, DIANNE M	MISCELLANEOUSCONTRACTED SERVIC	2,000.00
12/15/2021	DREAM RANCH OFFICE SUPPLIES	GENERAL SUPPLIES	217.50
12/15/2021	EAI EDUCATION INC	GENERAL SUPPLIES	368.37
12/15/2021	FISHER SCIENCE EDUCATION	GENERAL SUPPLIES	1,294.87
12/15/2021	FLINN SCIENTIFIC, INC	GENERAL SUPPLIES	18,797.21
12/15/2021	KAPLAN EARLY LEARNING COMPANY	GENERAL SUPPLIES	339.20
12/15/2021	KAPLAN EARLY LEARNING COMPANY	READING/REF MATERIALS/DATABASE	315.90
12/15/2021	S&S WORLDWIDE, INC	GENERAL SUPPLIES	673.88
12/15/2021	SAENZ, MARK	TRAVEL AND SUBSISTENCE - STUDE	141.10
12/15/2021	SPHERO, INC.	TECHNOLOGY EQUIPMENT<\$5000	6,060.32
12/15/2021	STAPLES ADVANTAGE	GENERAL SUPPLIES	906.46
12/17/2021	APPLE COMPUTERS, INC	COMPUTER SOFTWARE	63.88
12/17/2021	APPLE COMPUTERS, INC	TECHNOLOGY EQUIPMENT<\$5000	263.12
12/17/2021	COMPLETE SUPPLY, INC	OTHER SUPPLIES FOR M&O	76.95
12/17/2021	FISHER SCIENCE EDUCATION	GENERAL SUPPLIES	4,487.00
12/17/2021	LAKESHORE LEARNING MATERIALS	GENERAL SUPPLIES	1,860.10
12/17/2021	SCHOOL HEALTH CORPORATION	GENERAL SUPPLIES	50.34
12/17/2021	SCHOOL SPECIALTY, LLC	GENERAL SUPPLIES	43.54
196 - SPECIAL OPERATING FUND			79,141.63
197 - TECHNOLOGY PROJECTS			
12/7/2021	GLOBAL ASSET	COMPUTER SOFTWARE	76,130.00
12/15/2021	GLOBAL ASSET	COMPUTER SOFTWARE	101,343.94
12/15/2021	GLOBAL ASSET	MISCELLANEOUSCONTRACTED SERVIC	18,825.50
12/15/2021	GLOBAL ASSET	TECHNOLOGY EQUIPMENT<\$5000	44,710.56
197 - TECHNOLOGY PROJECTS			241,010.00
198 - HIGH SCHOOL ALLOTMENT			
12/7/2021	TRS	TEACHER RETIREMENT	2,273.30
12/9/2021	AVID CENTER	TRAVEL, TRAINING & SUBSISTENCE	1,300.00
12/15/2021	PEAR DECK INC	COMPUTER SOFTWARE	4,800.00
12/15/2021	TARRANT COUNTY COLLEGE	MISCELLANEOUS OPERATING COSTS	183,348.96
12/17/2021	TEXAS WESLEYAN UNIVERSITY	MISCELLANEOUS OPERATING COSTS	1,880.00
12/22/2021	TEXAS WESLEYAN UNIVERSITY	MISCELLANEOUS OPERATING COSTS	-1,880.00
198 - HIGH SCHOOL ALLOTMENT			191,722.26
199 - GENERAL OPERATING			
12/2/2021	ALARMAX DISTRIBUTORS, INC., CUSTOMER C	BUILDING SUPPLIES	2,791.00
12/2/2021	AMERICAN BEARING CO	OTHER SUPPLIES FOR M&O	32.56
12/2/2021	AMERICAN CERAMIC SUPPLY CO	GENERAL SUPPLIES	580.50
12/2/2021	ANATOMY WAREHOUSE, ANATOMICAL WORL	GENERAL SUPPLIES	677.95
12/2/2021	ANDERSON, BRIAN LEE	MISCELLANEOUSCONTRACTED SERVIC	519.86
12/2/2021	ANTHONY, ANDREW	MISCELLANEOUSCONTRACTED SERVIC	550.44
12/2/2021	APPLE COMPUTERS, INC	COMPUTER SOFTWARE	230.41
12/2/2021	APPLE COMPUTERS, INC	TECHNOLOGY EQUIPMENT<\$5000	1,540.58
12/2/2021	ASCD - PREMIUM, MEMBERSHP/CONF	TRAVEL, TRAINING & SUBSISTENCE	432.00
12/2/2021	AT&T PHONE SERVICE	UTILITIES - TELEPHONE	64.75
12/2/2021	AVID CENTER	TRAVEL, TRAINING & SUBSISTENCE	1,775.00
12/2/2021	B&H PHOTO-VIDEO-PRO-AUDIO	GENERAL SUPPLIES	123.04
12/2/2021	B&H PHOTO-VIDEO-PRO-AUDIO	TECHNOLOGY EQUIPMENT<\$5000	138.70
12/2/2021	BAKER, DOMINIQUE	MISCELLANEOUSCONTRACTED SERVIC	550.44
12/2/2021	BARNES & NOBLE BOOKSELLERS INC	READING/REF MATERIALS/DATABASE	738.89
12/2/2021	BETHESDA WATER SUPPLY CORP	UTILITIES - WATER	2,485.93
12/2/2021	BIO CORPORATION	GENERAL SUPPLIES	3,030.01

MANSFIELD INDEPENDENT SCHOOL DISTRICT

Fund Disbursement Report for 12/1/2021 through 12/31/2021

<u>DATE PAID</u>	<u>NAME</u>	<u>ITEM DESCRIPTION</u>	<u>AMOUNT</u>
199 - GENERAL OPERATING			
12/2/2021	BLICK ART MATERIALS,LLC	GENERAL SUPPLIES	642.42
12/2/2021	BUCK'S WHEEL & EQUIPMENT CO	CONTRACTED MAINTENANCE AND REP	14,664.85
12/2/2021	CAMACHO, JOSE	MISCELLANEOUSCONTRACTED SERVIC	1,039.72
12/2/2021	CAMERON, KALEB	MISCELLANEOUSCONTRACTED SERVIC	519.86
12/2/2021	CAPSTONE	READING/REF MATERIALS/DATABASE	245.44
12/2/2021	CARRION, JESSICA	MISCELLANEOUSCONTRACTED SERVIC	443.41
12/2/2021	CHARLES, DAMIETE	MISCELLANEOUSCONTRACTED SERVIC	581.02
12/2/2021	CHU, BRIAN WENYI	MISCELLANEOUSCONTRACTED SERVIC	519.86
12/2/2021	CLASSROOM DIRECT	GENERAL SUPPLIES	339.62
12/2/2021	COMPLETE SUPPLY, INC	GENERAL SUPPLIES	49.50
12/2/2021	COOK, CHRISTOPHER	MISCELLANEOUSCONTRACTED SERVIC	733.92
12/2/2021	CROCKER, JONATHAN	MISCELLANEOUSCONTRACTED SERVIC	519.86
12/2/2021	CW SECURITY LLC, CLIFTON WRIGHT	MISCELLANEOUSCONTRACTED SERVIC	519.86
12/2/2021	DREAM RANCH OFFICE SUPPLIES	GENERAL SUPPLIES	3,661.65
12/2/2021	EARTHWORKS INC	CONTRACTED MAINTENANCE AND REP	49,774.00
12/2/2021	ELLIOTT ELECTRIC SUPPLY INC	OTHER SUPPLIES FOR M&O	621.62
12/2/2021	FITE, TRENTON	MISCELLANEOUSCONTRACTED SERVIC	550.44
12/2/2021	FLINN SCIENTIFIC, INC	GENERAL SUPPLIES	196.92
12/2/2021	FOLLETT SCHOOL SOLUTIONS, INC	READING/REF MATERIALS/DATABASE	1,996.42
12/2/2021	GENUINE PARTS COMPANY-NAPA	GASOLINE AND OTHER FUELS OR VE	2,067.77
12/2/2021	GENUINE PARTS COMPANY-NAPA	GENERAL SUPPLIES	36.02
12/2/2021	GENUINE PARTS COMPANY-NAPA	OTHER SUPPLIES FOR M&O	266.50
12/2/2021	GENUINE PARTS COMPANY-NAPA	VEHICLE PARTS & SUPPLIES	35,631.07
12/2/2021	GOSSETT, JEFFREY	MISCELLANEOUSCONTRACTED SERVIC	550.44
12/2/2021	GOWINS, JOSHUA	MISCELLANEOUSCONTRACTED SERVIC	519.86
12/2/2021	GRAY, RICO	MISCELLANEOUSCONTRACTED SERVIC	504.57
12/2/2021	GULF COAST PAPER CO, INC	INVENTORY - WAREHOUSE SUPPLIES	172.80
12/2/2021	HARPER-WILSON, DIMITRIS	MISCELLANEOUSCONTRACTED SERVIC	1,100.88
12/2/2021	HEGGERTY PHONEMIC, LITERACY RESOUR	TRAVEL, TRAINING & SUBSISTENCE	750.00
12/2/2021	HERNANDEZ, ROBERT	MISCELLANEOUSCONTRACTED SERVIC	1,039.72
12/2/2021	HERNANDEZ, YASMIN	MISCELLANEOUSCONTRACTED SERVIC	519.86
12/2/2021	HOLLAND, CHRISTOPHER	MISCELLANEOUSCONTRACTED SERVIC	450.00
12/2/2021	HOME DEPOT	GENERAL SUPPLIES	358.89
12/2/2021	HOME DEPOT	OTHER SUPPLIES FOR M&O	192.02
12/2/2021	IXL LEARNING, INC	COMPUTER SOFTWARE	1,395.00
12/2/2021	JERRY'S GENERAL AUTOMOTIVE INC	CONTRACTED MAINTENANCE AND REP	794.11
12/2/2021	JOHNSON, EDDIE	MISCELLANEOUSCONTRACTED SERVIC	550.44
12/2/2021	JOSTENS, INC	MISCELLANEOUS OPERATING COSTS	3,105.08
12/2/2021	KING, KRISTI	MISCELLANEOUSCONTRACTED SERVIC	1,620.74
12/2/2021	LAKESHORE LEARNING MATERIALS	GENERAL SUPPLIES	284.04
12/2/2021	LARREA CUELLAR, ASHLEY	MISCELLANEOUSCONTRACTED SERVIC	1,039.72
12/2/2021	LEARNING A-Z LLC	COMPUTER SOFTWARE	118.00
12/2/2021	LEGENDS HOSPITALITY, LLC.	TRAVEL AND SUBSISTENCE - STUDE	30.00
12/2/2021	LENNOX INDUSTRIES INC	OTHER SUPPLIES FOR M&O	40.71
12/2/2021	LIBRARY STORE INC, THE	GENERAL SUPPLIES	108.84
12/2/2021	LONGHORN, INC.	OTHER SUPPLIES FOR M&O	184.40
12/2/2021	LOWE'S COMPANIES, INC	OTHER SUPPLIES FOR M&O	8.24
12/2/2021	MARSHALL BEST SECURITY CORPORTION	OTHER SUPPLIES FOR M&O	340.00
12/2/2021	MATHEWS, JAMON	MISCELLANEOUSCONTRACTED SERVIC	1,039.72
12/2/2021	MATTHEWS OFFICE SUPPLY	GENERAL SUPPLIES	198.63
12/2/2021	MCALISTER'S DELI - THE SAXTON GROUP	MISCELLANEOUS OPERATING COSTS	813.00
12/2/2021	MCCONNELL, MISTY	TRAVEL, TRAINING & SUBSISTENCE	35.00
12/2/2021	MCGEE, JA'NAE	MISCELLANEOUSCONTRACTED SERVIC	519.86
12/2/2021	MCGEE JR, JOHNNY	MISCELLANEOUSCONTRACTED SERVIC	519.86
12/2/2021	MEDHEALTH	MISCELLANEOUSCONTRACTED SERVIC	84,581.78

MANSFIELD INDEPENDENT SCHOOL DISTRICT

Fund Disbursement Report for 12/1/2021 through 12/31/2021

<u>DATE PAID</u>	<u>NAME</u>	<u>ITEM DESCRIPTION</u>	<u>AMOUNT</u>
199 - GENERAL OPERATING			
12/2/2021	METAL SUPERMARKETS FT WORTH	GENERAL SUPPLIES	500.00
12/2/2021	MITCHELL, JAMES	MISCELLANEOUSCONTRACTED SERVIC	519.86
12/2/2021	MOORE SUPPLY COMPANY	OTHER SUPPLIES FOR M&O	602.27
12/2/2021	MORRIS, MICHAEL	MISCELLANEOUSCONTRACTED SERVIC	850.00
12/2/2021	NORTH TEXAS TOLLWAY AUTHORITY	MISCELLANEOUS OPERATING COSTS	56.98
12/2/2021	NORTON, PHILLIP	MISCELLANEOUSCONTRACTED SERVIC	519.86
12/2/2021	OATMAN, LAUREN	MISCELLANEOUSCONTRACTED SERVIC	519.86
12/2/2021	OELKE, LAUREN	MISCELLANEOUSCONTRACTED SERVIC	519.86
12/2/2021	OLEN WILLIAMS INC	CONTRACTED MAINTENANCE AND REP	680.00
12/2/2021	ORIENTAL TRADING COMPANY, INC	GENERAL SUPPLIES	37.98
12/2/2021	PASCO SCIENTIFIC	GENERAL SUPPLIES	197.14
12/2/2021	PEARSON CLINICAL ASSESSMENT DIVISION	TESTING MATERIALS	4,593.04
12/2/2021	PENDER'S MUSIC COMPANY	GENERAL SUPPLIES	339.27
12/2/2021	PERMA-BOUND BOOKS	READING/REF MATERIALS/DATABASE	350.54
12/2/2021	PETROLEUM TRADERS CORPORATION	GASOLINE AND OTHER FUELS OR VE	18,265.96
12/2/2021	POIRIER, BENJAMIN	MISCELLANEOUSCONTRACTED SERVIC	1,559.58
12/2/2021	PORTILLO-CATALAN, ORBELIN	MISCELLANEOUSCONTRACTED SERVIC	1,620.74
12/2/2021	PRIME SOURCE	INVENTORY - WAREHOUSE SUPPLIES	630.00
12/2/2021	PUCKETT, CECIL	MISCELLANEOUSCONTRACTED SERVIC	519.86
12/2/2021	QUALITY SOUND AND COMMUNICATIONS INC	CONTRACTED MAINTENANCE AND REP	2,934.50
12/2/2021	QUALITY TOUR & CHARTER SERVICE	TRAVEL AND SUBSISTENCE - STUDE	6,500.00
12/2/2021	RAMIREZ, ADOLFO	MISCELLANEOUSCONTRACTED SERVIC	1,039.72
12/2/2021	RANKIN, DONNIELL	MISCELLANEOUSCONTRACTED SERVIC	1,039.72
12/2/2021	RAPTOR TECHNOLOGIES, INC	TECHNOLOGY EQUIPMENT<\$5000	495.00
12/2/2021	REALLY GOOD STUFF, LLC	GENERAL SUPPLIES	149.27
12/2/2021	REGION 11 ESC	EDUCATION SERVICE CENTER SERVI	875.00
12/2/2021	REGION 4 ESC	EDUCATION SERVICE CENTER SERVI	667.24
12/2/2021	REGION 4 ESC	GENERAL SUPPLIES	137.70
12/2/2021	REGION 4 ESC	READING/REF MATERIALS/DATABASE	153.00
12/2/2021	ROUND ROCK ISD	MISCELLANEOUS OPERATING COSTS	150.00
12/2/2021	S & R GLOBAL, ERROL RUSSELL	MISCELLANEOUSCONTRACTED SERVIC	425.00
12/2/2021	SANCHEZ CALDERON, JOSE RAFAEL	MISCELLANEOUSCONTRACTED SERVIC	519.86
12/2/2021	SCHOLASTIC CLASSROOM MAGAZINES	READING/REF MATERIALS/DATABASE	104.39
12/2/2021	SCHOOL HEALTH CORPORATION	GENERAL SUPPLIES	1,930.41
12/2/2021	SCHOOL NURSE SUPPLY, INC	GENERAL SUPPLIES	17.79
12/2/2021	SCHOOL SPECIALTY, LLC	GENERAL SUPPLIES	2,388.00
12/2/2021	SHAW BROS WELDING	CONTRACTED MAINTENANCE AND REP	3,997.00
12/2/2021	SHERWIN-WILLIAMS 6732-3883-8-7528	OTHER SUPPLIES FOR M&O	99.12
12/2/2021	SITEONE LANDSCAPE SUPPLY, LLC	OTHER SUPPLIES FOR M&O	366.46
12/2/2021	SLAYBAUGH, TERRY	MISCELLANEOUSCONTRACTED SERVIC	1,070.30
12/2/2021	SMITH, MARK LAINE	MISCELLANEOUSCONTRACTED SERVIC	425.00
12/2/2021	SOCIAL STUDIES SCHOOL SERVICE	READING/REF MATERIALS/DATABASE	1,504.44
12/2/2021	SOLUTION TREE	COMPUTER SOFTWARE	89.95
12/2/2021	SOUTHERN TIRE MART	VEHICLE PARTS & SUPPLIES	10,260.00
12/2/2021	SPRING CREEK BARBEQUE #2 LTD	MISCELLANEOUS OPERATING COSTS	587.50
12/2/2021	SPRINT SOLUTIONS, INC.	UTILITIES - TELEPHONE	3,403.24
12/2/2021	STAPLES ADVANTAGE	GENERAL SUPPLIES	4,227.88
12/2/2021	STAPLES ADVANTAGE	TECHNOLOGY EQUIPMENT<\$5000	357.74
12/2/2021	SWOOPE, JAMES	MISCELLANEOUSCONTRACTED SERVIC	1,039.72
12/2/2021	TARRANT COUNTY TAX OFFICE	MISCELLANEOUS OPERATING COSTS	22.00
12/2/2021	TEACHER SYNERGY LLC	GENERAL SUPPLIES	329.41
12/2/2021	TEX TECH ENVIRONMENTAL, INC	CONTRACTED MAINTENANCE AND REP	2,500.00
12/2/2021	TEXAS ASSOCIATION OF SCHOOL BUSINESS	TRAVEL, TRAINING & SUBSISTENCE	2,755.00
12/2/2021	TEXAS ASSOCIATION OF SCHOOL BOARDS, II	MEMBERSHIPS	11,500.00
12/2/2021	TEXAS DANCE EDUCATORS ASSOCIATION, T.	TRAVEL AND SUBSISTENCE - STUDE	-3,745.00

MANSFIELD INDEPENDENT SCHOOL DISTRICT

Fund Disbursement Report for 12/1/2021 through 12/31/2021

<u>DATE PAID</u>	<u>NAME</u>	<u>ITEM DESCRIPTION</u>	<u>AMOUNT</u>
199 - GENERAL OPERATING			
12/2/2021	TEXAS DEPT OF PUBLIC SAFETY	MISCELLANEOUSCONTRACTED SERVIC	184.00
12/2/2021	TEXAS TRUCK A/C INC	CONTRACTED MAINTENANCE AND REP	6,441.90
12/2/2021	TOTAL MAINTENANCE SOLUTIONS, TMS SOU	OTHER SUPPLIES FOR M&O	184.94
12/2/2021	TRIPLE C FENCE	CONTRACTED MAINTENANCE AND REP	950.00
12/2/2021	TURF SURGEONS IRRIGATION SVCS, GREG J	TRAVEL, TRAINING & SUBSISTENCE	218.00
12/2/2021	TUXEDO CONNECT LLC	GENERAL SUPPLIES	578.35
12/2/2021	UNIFIRST HOLDINGS, INC	RENTALS-OPERATING LEASES	177.68
12/2/2021	UNITED COOPERATIVE SERVICES, DBA	UTILITIES - ELECTRICITY	16,705.76
12/2/2021	UNITED REFRIGERATION INC	OTHER SUPPLIES FOR M&O	3,321.02
12/2/2021	USA CLEAN, INC	GENERAL SUPPLIES	611.54
12/2/2021	VELAZQUEZ PRESS	READING/REF MATERIALS/DATABASE	159.50
12/2/2021	WESTERN - BRW PAPER CO, OVOL USA	GENERAL SUPPLIES	2,119.60
12/2/2021	WILLIAM V. MACGILL & CO.	GENERAL SUPPLIES	1,267.12
12/2/2021	WOODARD BUILDERS SUPPLY	OTHER SUPPLIES FOR M&O	68.17
12/2/2021	ZUNIGA, JOSE	TRAVEL, TRAINING & SUBSISTENCE	65.00
12/7/2021	ABC WRECKER SERVICE	MISCELLANEOUSCONTRACTED SERVIC	317.50
12/7/2021	ALERT SERVICES, INC	GENERAL SUPPLIES	320.00
12/7/2021	ALICIA WOODS AUDIOLOGY LLC	MISCELLANEOUSCONTRACTED SERVIC	805.00
12/7/2021	ALL SEASON SPORTS	CONTRACTED MAINTENANCE AND REP	3,360.00
12/7/2021	ASSOC OF THREAT ASSESSMENT PROFESSI	TRAVEL, TRAINING & SUBSISTENCE	700.00
12/7/2021	AT&T MOBILITY	UTILITIES - TELEPHONE	24.95
12/7/2021	AWARD CENTER	MISCELLANEOUS OPERATING COSTS	45.85
12/7/2021	B&B COMMERCIAL PRINTING	MISCELLANEOUSCONTRACTED SERVIC	540.00
12/7/2021	B&H PHOTO-VIDEO-PRO-AUDIO	TECHNOLOGY EQUIPMENT<\$5000	403.87
12/7/2021	BARNES & NOBLE BOOKSELLERS INC	READING/REF MATERIALS/DATABASE	30.75
12/7/2021	BEN E. KEITH COMPANY	GENERAL SUPPLIES	3,808.07
12/7/2021	BLICK ART MATERIALS, LLC	GENERAL SUPPLIES	1,013.46
12/7/2021	BOX, JENNIFER	TRAVEL, TRAINING & SUBSISTENCE	68.00
12/7/2021	BOYD-LONG, MARY	TRAVEL, TRAINING & SUBSISTENCE	132.00
12/7/2021	BRAINPOP, LLC	COMPUTER SOFTWARE	1,995.00
12/7/2021	BROOK MAYS MUSIC AND H&H MUSIC	CONTRACTED MAINTENANCE AND REP	785.00
12/7/2021	BUCK'S WHEEL & EQUIPMENT CO	CONTRACTED MAINTENANCE AND REP	2,251.52
12/7/2021	BUSINESS ESSENTIALS, CMBC INVESTMENT	GENERAL SUPPLIES	362.60
12/7/2021	CAPSTONE	COMPUTER SOFTWARE	1,199.00
12/7/2021	CAROLINA BIOLOGICAL SPLY CO	GENERAL SUPPLIES	2,562.68
12/7/2021	CDW GOVERNMENT	COMPUTER SOFTWARE	2,090.78
12/7/2021	CDW GOVERNMENT	MISCELLANEOUSCONTRACTED SERVIC	420.00
12/7/2021	CDW GOVERNMENT	TECHNOLOGY EQUIPMENT<\$5000	2,402.23
12/7/2021	CENTERING ON CHILDREN	GENERAL SUPPLIES	505.75
12/7/2021	CENTURY HVAC DISTRIBUTING, L.P.	OTHER SUPPLIES FOR M&O	65.41
12/7/2021	CESCO INC	TECHNOLOGY EQUIPMENT<\$5000	292.00
12/7/2021	CHANGE TO SOAR	MISCELLANEOUSCONTRACTED SERVIC	850.00
12/7/2021	CHICK-FIL-A #03011, E BROAD STREET	MISCELLANEOUS OPERATING COSTS	87.50
12/7/2021	CITY OF MANSFIELD	MISCELLANEOUSCONTRACTED SERVIC	6,900.86
12/7/2021	CITY OF MANSFIELD	UTILITIES - WATER	46,856.61
12/7/2021	CLASSROOM DIRECT	GENERAL SUPPLIES	1,383.52
12/7/2021	COMMUNICATIONS PLUS, INC.	CONTRACTED MAINTENANCE AND REP	5,393.92
12/7/2021	COMPLETE SUPPLY, INC	GENERAL SUPPLIES	600.40
12/7/2021	COWTOWN BUS CHARTERS, INC	TRAVEL AND SUBSISTENCE - STUDE	13,251.00
12/7/2021	CREWS, KATHY	TRAVEL, TRAINING & SUBSISTENCE	132.00
12/7/2021	DALLAS ARBORETUM & BOTANICAL SOCIETY	TRAVEL AND SUBSISTENCE - STUDE	135.00
12/7/2021	DEALERS ELECTRICAL SUPPLY	OTHER SUPPLIES FOR M&O	1,034.40
12/7/2021	DELCOM GROUP LP	MISCELLANEOUSCONTRACTED SERVIC	533.94
12/7/2021	DELCOM GROUP LP	TECHNOLOGY EQUIPMENT<\$5000	2,776.70
12/7/2021	DEMCO INC	GENERAL SUPPLIES	280.13

MANSFIELD INDEPENDENT SCHOOL DISTRICT

Fund Disbursement Report for 12/1/2021 through 12/31/2021

<u>DATE PAID</u>	<u>NAME</u>	<u>ITEM DESCRIPTION</u>	<u>AMOUNT</u>
199 - GENERAL OPERATING			
12/7/2021	DIETRICH, PAMELA	TRAVEL, TRAINING & SUBSISTENCE	132.00
12/7/2021	DIR TELECOMMUNICATIONS SERVICES DIVIS	UTILITIES - TELEPHONE	8.64
12/7/2021	DOCUNAV SOLUTIONS	MISCELLANEOUS CONTRACTED SERVIC	1,440.00
12/7/2021	DOMINGUEZ, RUDY	TRAVEL, TRAINING & SUBSISTENCE	109.31
12/7/2021	DREAM RANCH OFFICE SUPPLIES	GENERAL SUPPLIES	1,544.18
12/7/2021	EAI EDUCATION INC	GENERAL SUPPLIES	2,580.96
12/7/2021	EARTH ONE INC.	MISCELLANEOUS CONTRACTED SERVIC	4,400.00
12/7/2021	EARTHWORKS INC	CONTRACTED MAINTENANCE AND REP	22,969.00
12/7/2021	EDUCATION LOGISTICS, INC	COMPUTER SOFTWARE	5,026.53
12/7/2021	ELLIOTT ELECTRIC SUPPLY INC	OTHER SUPPLIES FOR M&O	475.00
12/7/2021	EMPIRE PAPER CO	INVENTORY - WAREHOUSE SUPPLIES	15,824.00
12/7/2021	ENNIS ISD - LION TENNIS CENTER	TRAVEL AND SUBSISTENCE - STUDE	300.00
12/7/2021	ENTERPRISE LEASING - TEXAS	TRAVEL AND SUBSISTENCE - STUDE	327.40
12/7/2021	ENTERPRISE LEASING - TEXAS	TRAVEL, TRAINING & SUBSISTENCE	320.40
12/7/2021	EVANS, CYNTHIA	TRAVEL, TRAINING & SUBSISTENCE	20.40
12/7/2021	FEDEX, 1577-9067-6	POSTAGE	80.66
12/7/2021	FITNESS FINDERS INC	GENERAL SUPPLIES	200.95
12/7/2021	FLINN SCIENTIFIC, INC	GENERAL SUPPLIES	260.48
12/7/2021	FOLLETT SCHOOL SOLUTIONS, INC	READING/REF MATERIALS/DATABASE	2,561.83
12/7/2021	FOLLETT SCHOOL SOLUTIONS, INC	TECHNOLOGY EQUIPMENT <\$5000	304.50
12/7/2021	GALE	READING/REF MATERIALS/DATABASE	2,089.50
12/7/2021	GALLS, LLC, RED THE UNIFORM	OTHER EQUIPMENT <\$5000	240.97
12/7/2021	GARZA, CHERISH	TRAVEL, TRAINING & SUBSISTENCE	41.92
12/7/2021	GAS AND SUPPLY NORTH TEXAS LLC	GENERAL SUPPLIES	52.40
12/7/2021	GENUINE PARTS COMPANY-NAPA	CONTRACTED MAINTENANCE AND REP	356.79
12/7/2021	GENUINE PARTS COMPANY-NAPA	GASOLINE AND OTHER FUELS OR VE	1,459.60
12/7/2021	GENUINE PARTS COMPANY-NAPA	GENERAL SUPPLIES	39.84
12/7/2021	GENUINE PARTS COMPANY-NAPA	OTHER SUPPLIES FOR M&O	0.78
12/7/2021	GENUINE PARTS COMPANY-NAPA	VEHICLE PARTS & SUPPLIES	8,514.44
12/7/2021	GLOBAL ASSET	TECHNOLOGY EQUIPMENT <\$5000	3,851.00
12/7/2021	GONZALEZ, ROSALINDA	TRAVEL, TRAINING & SUBSISTENCE	182.00
12/7/2021	GOPHER PERFORMANCE	GENERAL SUPPLIES	366.46
12/7/2021	GOVCONNECTION INC	TECHNOLOGY EQUIPMENT <\$5000	218.32
12/7/2021	GRADECAM LLC	COMPUTER SOFTWARE	758.43
12/7/2021	GRAINGER	GENERAL SUPPLIES	1,173.96
12/7/2021	GRAYBAR ELECTRIC CO, INC	TECHNOLOGY EQUIPMENT <\$5000	563.85
12/7/2021	GRUSENDORF, JOHANNA	TRAVEL, TRAINING & SUBSISTENCE	117.00
12/7/2021	HAND2MIND, INC.	GENERAL SUPPLIES	75.25
12/7/2021	HARRIS, EBONY	TRAVEL, TRAINING & SUBSISTENCE	154.00
12/7/2021	HEGGERTY PHONEMIC, LITERACY RESOUR	COMPUTER SOFTWARE	539.76
12/7/2021	HEGGERTY PHONEMIC, LITERACY RESOUR	READING/REF MATERIALS/DATABASE	1,295.74
12/7/2021	HERVEY, CHAMILLIA	TRAVEL, TRAINING & SUBSISTENCE	132.00
12/7/2021	HOME DEPOT	GENERAL SUPPLIES	1,056.81
12/7/2021	HOME DEPOT	OTHER SUPPLIES FOR M&O	1,878.02
12/7/2021	HOME DEPOT PRO SUPPLY WORKS	INVENTORY - WAREHOUSE SUPPLIES	6,662.40
12/7/2021	HON COMPANY, THE	FURNITURE	2,031.06
12/7/2021	HYNDS, MATT	TRAVEL, TRAINING & SUBSISTENCE	50.93
12/7/2021	INTEG, ANDERTON GROUP	MISCELLANEOUS CONTRACTED SERVIC	1,257.00
12/7/2021	INTERNATIONAL MEETING PLANNERS, INC	TRAVEL, TRAINING & SUBSISTENCE	100.00
12/7/2021	INTERSTATE ALL BATTERY CENTER	BUILDING SUPPLIES	608.00
12/7/2021	J W PEPPER & SON, INC	COMPUTER SOFTWARE	75.27
12/7/2021	J W PEPPER & SON, INC	READING/REF MATERIALS/DATABASE	74.73
12/7/2021	J. TAYLOR EDUCATION, INC.	GENERAL SUPPLIES	133.00
12/7/2021	JASON'S DELI, MANSFIELD	MISCELLANEOUS OPERATING COSTS	1,375.00
12/7/2021	JD PALATINE LLC	MISCELLANEOUS CONTRACTED SERVIC	990.15

MANSFIELD INDEPENDENT SCHOOL DISTRICT

Fund Disbursement Report for 12/1/2021 through 12/31/2021

<u>DATE PAID</u>	<u>NAME</u>	<u>ITEM DESCRIPTION</u>	<u>AMOUNT</u>
199 - GENERAL OPERATING			
12/7/2021	JIMENEZ, JOHN	TRAVEL, TRAINING & SUBSISTENCE	79.92
12/7/2021	JOHNSON COUNTY ELECTIONS ADMINISTRATION	ELECTION COSTS - LOCALLY DEFINED	7,621.97
12/7/2021	JOSTENS, INC	MISCELLANEOUS OPERATING COSTS	8,544.63
12/7/2021	JUNIOR LIBRARY GUILD	READING/REF MATERIALS/DATABASE	1,044.60
12/7/2021	LAKESHORE LEARNING MATERIALS	GENERAL SUPPLIES	269.23
12/7/2021	LEARNING A-Z LLC	COMPUTER SOFTWARE	226.00
12/7/2021	LEMON, JULIE	TRAVEL, TRAINING & SUBSISTENCE	215.59
12/7/2021	LITTLE, ROBERTA	TRAVEL, TRAINING & SUBSISTENCE	3.12
12/7/2021	LOWE'S COMPANIES, INC	OTHER SUPPLIES FOR M&O	18.97
12/7/2021	LUSINGER, TAMMY	TRAVEL, TRAINING & SUBSISTENCE	64.40
12/7/2021	MAGAZINE SUBSCRIPTION SERVICE AGENCY	READING/REF MATERIALS/DATABASE	56.90
12/7/2021	MANSFIELD GAS & EXHAUST	CONTRACTED MAINTENANCE AND REPAIR	153.00
12/7/2021	MANSFIELD GAS & EXHAUST	JANITORIAL SUPPLIES	160.00
12/7/2021	MANSFIELD GLASS & WINDOW	CONTRACTED MAINTENANCE AND REPAIR	918.61
12/7/2021	MASSEY SERVICES, INC.	CONTRACTED MAINTENANCE AND REPAIR	1,125.00
12/7/2021	MBM FINANCIAL INTERESTS, LP	RENTALS-OPERATING LEASES	201,321.00
12/7/2021	MCDEVITT, AMANDA	TRAVEL, TRAINING & SUBSISTENCE	132.00
12/7/2021	MESSER, JENNIFER	TRAVEL, TRAINING & SUBSISTENCE	132.00
12/7/2021	METAL SUPERMARKETS FT WORTH	GENERAL SUPPLIES	1,000.00
12/7/2021	MIL-BAR PLASTICS, INC.	MISCELLANEOUS CONTRACTED SERVICES	41.85
12/7/2021	MIND MAZE LLC	TRAVEL AND SUBSISTENCE - STUDENT	225.00
12/7/2021	MIND MISSIONS	READING/REF MATERIALS/DATABASE	306.00
12/7/2021	MOBILE COMMUNICATIONS OF AMERICA, CREDIT	CONTRACTED MAINTENANCE AND REPAIR	70.00
12/7/2021	MOBILE COMMUNICATIONS OF AMERICA, CREDIT	GENERAL SUPPLIES	455.00
12/7/2021	NASCO EDUCATION LLC	GENERAL SUPPLIES	222.92
12/7/2021	NASYPANY, EVANNE	TRAVEL, TRAINING & SUBSISTENCE	132.00
12/7/2021	NATIVIDAD, ISELA	TRAVEL, TRAINING & SUBSISTENCE	17.20
12/7/2021	NORTH CENTRAL TEXAS COUNCIL OF GOVERNMENTS	MEMBERSHIPS	100.00
12/7/2021	NORTH EAST ISD	TRAVEL AND SUBSISTENCE - STUDENT	200.00
12/7/2021	OGUNDIPE, SHABREKA	TRAVEL, TRAINING & SUBSISTENCE	132.00
12/7/2021	ORIENTAL TRADING COMPANY, INC	GENERAL SUPPLIES	125.04
12/7/2021	ORIGO EDUCATION INC	GENERAL SUPPLIES	3,885.30
12/7/2021	PARK CLEANERS	MISCELLANEOUS CONTRACTED SERVICES	395.59
12/7/2021	PERMA-BOUND BOOKS	READING/REF MATERIALS/DATABASE	131.78
12/7/2021	PETROLEUM TRADERS CORPORATION	GASOLINE AND OTHER FUELS OR VEHICLES	16,621.89
12/7/2021	PINNACLE MEDICAL MANAGEMENT	PROFESSIONAL SERVICES	90.00
12/7/2021	PITSCO EDUCATION, LLC	GENERAL SUPPLIES	438.00
12/7/2021	PRIME SOURCE	INVENTORY - WAREHOUSE SUPPLIES	4,046.90
12/7/2021	RELIABLE PARTS INC.	OTHER SUPPLIES FOR M&O	31.35
12/7/2021	RIVERSIDE INSIGHTS	TESTING MATERIALS	156.08
12/7/2021	RUSH BUS CENTERS, SELMA	CONTRACTED MAINTENANCE AND REPAIR	349.00
12/7/2021	SCHOLASTIC INC	READING/REF MATERIALS/DATABASE	261.45
12/7/2021	SCHOOL HEALTH CORPORATION	GENERAL SUPPLIES	32.08
12/7/2021	SCHOOL SPECIALTY, LLC	GENERAL SUPPLIES	1,894.26
12/7/2021	SHC SERVICES INC	PROFESSIONAL SERVICES	6,324.00
12/7/2021	SHERWIN-WILLIAMS 6732-3883-8-7528	OTHER SUPPLIES FOR M&O	158.62
12/7/2021	SHIFFLER EQUIPMENT SALES, INC	OTHER SUPPLIES FOR M&O	1,253.20
12/7/2021	SITEONE LANDSCAPE SUPPLY, LLC	OTHER SUPPLIES FOR M&O	766.34
12/7/2021	SKINNER, SHANE	TRAVEL, TRAINING & SUBSISTENCE	132.00
12/7/2021	SMITH, SHERRY	TRAVEL, TRAINING & SUBSISTENCE	495.43
12/7/2021	SOLIANT HEALTH	PROFESSIONAL SERVICES	5,475.00
12/7/2021	SOLUTION TREE	COMPUTER SOFTWARE	89.95
12/7/2021	SOUTHERN TIRE MART	VEHICLE PARTS & SUPPLIES	7,383.77
12/7/2021	STAPLES ADVANTAGE	GENERAL SUPPLIES	2,458.50
12/7/2021	STAPLES ADVANTAGE	TECHNOLOGY EQUIPMENT <\$5000	107.15

MANSFIELD INDEPENDENT SCHOOL DISTRICT

Fund Disbursement Report for 12/1/2021 through 12/31/2021

<u>DATE PAID</u>	<u>NAME</u>	<u>ITEM DESCRIPTION</u>	<u>AMOUNT</u>
199 - GENERAL OPERATING			
12/7/2021	STARNES, TISH	TRAVEL, TRAINING & SUBSISTENCE	80.64
12/7/2021	SULLIVAN SUPPLY SOUTH INC	GENERAL SUPPLIES	328.48
12/7/2021	SWANK MOVIE LICENSING USA	MISCELLANEOUS OPERATING COSTS	584.00
12/7/2021	SYMBOLARTS, LLC	GENERAL SUPPLIES	155.00
12/7/2021	SYSCO NORTH TEXAS DIVISION OF SYSCO U	GENERAL SUPPLIES	571.55
12/7/2021	TARPLEY MUSIC CO. INC.	OTHER EQUIPMENT <\$5000	5,524.00
12/7/2021	TARRANT COUNTY TAX OFFICE	MISCELLANEOUS OPERATING COSTS	57.75
12/7/2021	TAYLOR, CHRISTINE	TRAVEL, TRAINING & SUBSISTENCE	65.72
12/7/2021	TEACHER SYNERGY LLC	GENERAL SUPPLIES	85.22
12/7/2021	TEMPERATURE CONTROL SYSTEMS, INC	OTHER SUPPLIES FOR M&O	750.49
12/7/2021	TESTOUT CORPORATION	COMPUTER SOFTWARE	125.00
12/7/2021	TEX TECH ENVIRONMENTAL, INC	CONTRACTED MAINTENANCE AND REP	1,514.46
12/7/2021	TEXAS AIRSYSTEMS, LLC	OTHER SUPPLIES FOR M&O	2,019.78
12/7/2021	TEXAS ASSOCIATION OF SCHOOL BUSINESS	LOBBYING	4.70
12/7/2021	TEXAS ASSOCIATION OF SCHOOL BUSINESS	MEMBERSHIPS	130.30
12/7/2021	TEXAS ASSOCIATION OF SCHOOL BUSINESS	TRAVEL, TRAINING & SUBSISTENCE	795.00
12/7/2021	TEXAS ASSOCIATION OF SCHOOL ADMINISTR	TRAVEL, TRAINING & SUBSISTENCE	445.00
12/7/2021	TEXAS COUNCIL OF TEACHERS OF ENGLISH	TRAVEL, TRAINING & SUBSISTENCE	395.00
12/7/2021	TEXAS DEPT OF PUBLIC SAFETY	MISCELLANEOUS CONTRACTED SERVIC	151.00
12/7/2021	TEXAS IRRIGATION SUPPLY	OTHER SUPPLIES FOR M&O	531.58
12/7/2021	TEXAS LIBRARY ASSOCIATION	MEMBERSHIPS	350.00
12/7/2021	TEXAS LIBRARY ASSOCIATION	TRAVEL, TRAINING & SUBSISTENCE	340.00
12/7/2021	TEXAS PARKS AND WILDLIFE DEPARTMENT	TESTING MATERIALS	110.00
12/7/2021	TEXAS TRUCK A/C INC	CONTRACTED MAINTENANCE AND REP	1,076.94
12/7/2021	TOTAL MAINTENANCE SOLUTIONS, TMS SOU	OTHER SUPPLIES FOR M&O	379.22
12/7/2021	TRANE, ACCT #8162331	OTHER SUPPLIES FOR M&O	1,663.48
12/7/2021	TRS	TEACHER RETIREMENT	641,801.70
12/7/2021	TUCKER, SHERRI	TRAVEL, TRAINING & SUBSISTENCE	27.17
12/7/2021	TUNE IN	GENERAL SUPPLIES	97.95
12/7/2021	TXU ENERGY RETAIL COMPANY LLC, VISTRA	UTILITIES - ELECTRICITY	374,168.68
12/7/2021	UNIFIRST HOLDINGS, INC	RENTALS-OPERATING LEASES	208.83
12/7/2021	UNITED REFRIGERATION INC	OTHER SUPPLIES FOR M&O	1,576.15
12/7/2021	VERITIV OPERATING CO.	INVENTORY - WAREHOUSE SUPPLIES	503.20
12/7/2021	VOSS LIGHTING	OTHER SUPPLIES FOR M&O	691.90
12/7/2021	WEST MUSIC COMPANY	GENERAL SUPPLIES	260.95
12/7/2021	WESTERN - BRW PAPER CO, OVOL USA	GENERAL SUPPLIES	6,489.71
12/7/2021	WILLIAM V. MACGILL & CO.	GENERAL SUPPLIES	2,001.53
12/7/2021	WILLIAMS, DALLAS	TRAVEL, TRAINING & SUBSISTENCE	132.00
12/7/2021	WILLIAMS-TURNER, KENISHA	TRAVEL, TRAINING & SUBSISTENCE	85.19
12/7/2021	WINSTON WATER COOLER OF FT WORTH	OTHER SUPPLIES FOR M&O	331.37
12/7/2021	WRIGHT, DAVID	TRAVEL, TRAINING & SUBSISTENCE	783.58
12/7/2021	YOUNG, ELIZABETH	TRAVEL, TRAINING & SUBSISTENCE	106.00
12/7/2021	ZEITENERGY, LLC	CONTRACTED MAINTENANCE AND REP	1,700.00
12/7/2021	ZONDA INTELLIGENCE	PROFESSIONAL SERVICES	11,250.00
12/9/2021	ALEXANDER, NETA	TRAVEL, TRAINING & SUBSISTENCE	428.42
12/9/2021	ALFORD, ALICIA	TRAVEL, TRAINING & SUBSISTENCE	47.08
12/9/2021	APPLE COMPUTERS, INC	TECHNOLOGY EQUIPMENT <\$5000	292.50
12/9/2021	ARLINGTON ISD ATHLETICS	MISCELLANEOUS OPERATING COSTS	336.50
12/9/2021	ARLINGTON UTILITIES	UTILITIES - WATER	47,450.86
12/9/2021	B&B COMMERCIAL PRINTING	MISCELLANEOUS CONTRACTED SERVIC	180.00
12/9/2021	BARNES & NOBLE BOOKSELLERS INC	READING/REF MATERIALS/DATABASE	319.90
12/9/2021	BEN E. KEITH COMPANY	GENERAL SUPPLIES	837.52
12/9/2021	BLOOKET LLC	COMPUTER SOFTWARE	250.00
12/9/2021	BOUND TO STAY BOUND BOOKS INC	READING/REF MATERIALS/DATABASE	78.88
12/9/2021	BSN SPORTS	GENERAL SUPPLIES	171.93

MANSFIELD INDEPENDENT SCHOOL DISTRICT

Fund Disbursement Report for 12/1/2021 through 12/31/2021

<u>DATE PAID</u>	<u>NAME</u>	<u>ITEM DESCRIPTION</u>	<u>AMOUNT</u>
199 - GENERAL OPERATING			
12/9/2021	BUSINESS ESSENTIALS, CMBC INVESTMENT	GENERAL SUPPLIES	11.76
12/9/2021	CDW GOVERNMENT	TECHNOLOGY EQUIPMENT<\$5000	136.29
12/9/2021	CESCO INC	TECHNOLOGY EQUIPMENT<\$5000	429.00
12/9/2021	COMMERCIAL RECORDER	STATUTORILY REQ PUBLIC NOTICE	119.60
12/9/2021	CONTERRA ULTRA BROADBAND LLC	UTILITIES - TELEPHONE	28,567.44
12/9/2021	CORTES, BELEM	TRAVEL, TRAINING & SUBSISTENCE	82.00
12/9/2021	CRUZ, MARIA	MISCELLANEOUS OPERATING COSTS	49.26
12/9/2021	DALLAS ARBORETUM & BOTANICAL SOCIETY	TRAVEL AND SUBSISTENCE - STUDE	135.00
12/9/2021	DELCOM GROUP LP	MISCELLANEOUS CONTRACTED SERVIC	2,483.78
12/9/2021	DELCOM GROUP LP	TECHNOLOGY EQUIPMENT<\$5000	14,112.44
12/9/2021	DREAM RANCH OFFICE SUPPLIES	GENERAL SUPPLIES	2,461.00
12/9/2021	ELLIOTT ELECTRIC SUPPLY INC	OTHER SUPPLIES FOR M&O	356.00
12/9/2021	EMPIRE PAPER CO	INVENTORY - WAREHOUSE SUPPLIES	4,736.00
12/9/2021	FORSBERG, HOWARD	TRAVEL, TRAINING & SUBSISTENCE	178.00
12/9/2021	GENUINE PARTS COMPANY-NAPA	GENERAL SUPPLIES	39.84
12/9/2021	GENUINE PARTS COMPANY-NAPA	OTHER SUPPLIES FOR M&O	182.88
12/9/2021	GENUINE PARTS COMPANY-NAPA	VEHICLE PARTS & SUPPLIES	7,974.41
12/9/2021	GOT YOU COVERED WORK WEAR & UNIFORM	GENERAL SUPPLIES	336.36
12/9/2021	GOVCONNECTION INC	TECHNOLOGY EQUIPMENT<\$5000	91.68
12/9/2021	GRADECAM LLC	COMPUTER SOFTWARE	5,940.00
12/9/2021	GRAINGER	GENERAL SUPPLIES	179.42
12/9/2021	GRANDVIEW ISD	TRAVEL AND SUBSISTENCE - STUDE	700.00
12/9/2021	HEINEMANN	TRAVEL, TRAINING & SUBSISTENCE	190.00
12/9/2021	HOME DEPOT	GENERAL SUPPLIES	351.09
12/9/2021	HOME DEPOT	JANITORIAL SUPPLIES	17.79
12/9/2021	HOME DEPOT	OTHER SUPPLIES FOR M&O	549.19
12/9/2021	HTS TEXAS	MISCELLANEOUS CONTRACTED SERVIC	4,183.40
12/9/2021	INTEGRATED ACCESS SYSTEMS, WEIDENBEI	BUILDING SUPPLIES	2,393.90
12/9/2021	INTEGRATED ACCESS SYSTEMS, WEIDENBEI	COMPUTER SOFTWARE	277.78
12/9/2021	INTEGRATED ACCESS SYSTEMS, WEIDENBEI	MISCELLANEOUS CONTRACTED SERVIC	1,393.56
12/9/2021	INTERQUEST DETECTION CANINES OF NORT	MISCELLANEOUS CONTRACTED SERVIC	9,750.00
12/9/2021	JOHNSON, ZYON	MISCELLANEOUS OPERATING COSTS	49.26
12/9/2021	KECK, RAY	MISCELLANEOUS OPERATING COSTS	49.26
12/9/2021	LAKESHORE LEARNING MATERIALS	GENERAL SUPPLIES	459.57
12/9/2021	LENDAN COMMUNICATIONS	MISCELLANEOUS CONTRACTED SERVIC	325.50
12/9/2021	LEXISNEXIS RISK DATA MANAGEMENT INC	MISCELLANEOUS CONTRACTED SERVIC	50.00
12/9/2021	LONE STAR STATE SCHOOL COUNSELOR ASS	MEMBERSHIPS	60.00
12/9/2021	LONG, DAVID	MISCELLANEOUS OPERATING COSTS	48.25
12/9/2021	LOWE'S COMPANIES, INC	OTHER SUPPLIES FOR M&O	30.99
12/9/2021	MACKIN EDUCATIONAL RESOURCES	READING/REF MATERIALS/DATABASE	573.49
12/9/2021	MANSFIELD GAS & EXHAUST	CONTRACTED MAINTENANCE AND REP	25.50
12/9/2021	MANSFIELD OIL COMPANY	GASOLINE AND OTHER FUELS OR VE	144.80
12/9/2021	MANSFIELD OIL COMPANY	TRAVEL AND SUBSISTENCE - STUDE	1,396.05
12/9/2021	MANSFIELD OIL COMPANY	TRAVEL, TRAINING & SUBSISTENCE	93.62
12/9/2021	MAXI AIDS INC	GENERAL SUPPLIES	72.87
12/9/2021	MESQUITE ISD	MISCELLANEOUS OPERATING COSTS	332.00
12/9/2021	MOBILE COMMUNICATIONS OF AMERICA, CRI	GENERAL SUPPLIES	220.00
12/9/2021	MOORE SUPPLY COMPANY	OTHER SUPPLIES FOR M&O	1,744.33
12/9/2021	MULLER EDUCATIONAL DIAGNOSTICS	PROFESSIONAL SERVICES	6,792.50
12/9/2021	NEWBART PRODUCTS	COMPUTER SOFTWARE	654.88
12/9/2021	NEWBART PRODUCTS	GENERAL SUPPLIES	494.91
12/9/2021	NEWBART PRODUCTS	MISCELLANEOUS CONTRACTED SERVIC	297.95
12/9/2021	NEWBART PRODUCTS	TECHNOLOGY EQUIPMENT<\$5000	3,993.26
12/9/2021	NORCOSTCO, INC	GENERAL SUPPLIES	147.81
12/9/2021	NORTH TEXAS TOLLWAY AUTHORITY	MISCELLANEOUS OPERATING COSTS	11.53

MANSFIELD INDEPENDENT SCHOOL DISTRICT

Fund Disbursement Report for 12/1/2021 through 12/31/2021

<u>DATE PAID</u>	<u>NAME</u>	<u>ITEM DESCRIPTION</u>	<u>AMOUNT</u>
199 - GENERAL OPERATING			
12/9/2021	NORTH TEXAS POLYGRAPH SERVICES, STAC	PROFESSIONAL SERVICES	250.00
12/9/2021	NORTON METALS	GENERAL SUPPLIES	986.58
12/9/2021	O'REILLY AUTO PARTS, O'REILLY AUTO LLC	VEHICLE PARTS & SUPPLIES	534.52
12/9/2021	ORIENTAL TRADING COMPANY, INC	GENERAL SUPPLIES	211.02
12/9/2021	ORIENTAL TRADING COMPANY, INC	MISCELLANEOUS OPERATING COSTS	122.49
12/9/2021	PENDER'S MUSIC COMPANY	GENERAL SUPPLIES	131.12
12/9/2021	PRC-SALTILLO	TECHNOLOGY EQUIPMENT<\$5000	100.00
12/9/2021	PRODUCTIVITY CENTER, INC	MISCELLANEOUSCONTRACTED SERVIC	705.00
12/9/2021	PROQUEST, LLC	READING/REF MATERIALS/DATABASE	748.06
12/9/2021	PROSPER ISD	TRAVEL AND SUBSISTENCE - STUDE	745.00
12/9/2021	QUALITY SOUND AND COMMUNICATIONS INC	CONTRACTED MAINTENANCE AND REP	2,851.10
12/9/2021	REALLY GOOD STUFF, LLC	TECHNOLOGY EQUIPMENT<\$5000	69.80
12/9/2021	REGION 10 ESC	EDUCATION SERVICE CENTER SERVI	1,500.00
12/9/2021	SCHOOL HEALTH CORPORATION	GENERAL SUPPLIES	257.09
12/9/2021	SCHOOL SPECIALTY, LLC	GENERAL SUPPLIES	361.26
12/9/2021	SKYWARD INC	COMPUTER SOFTWARE	4,073.00
12/9/2021	STAPLES ADVANTAGE	GENERAL SUPPLIES	3,476.30
12/9/2021	STAPLES ADVANTAGE	TECHNOLOGY EQUIPMENT<\$5000	31.90
12/9/2021	SUPER DUPER PUBLICATIONS	TESTING MATERIALS	447.00
12/9/2021	SURVIVE AND THRIVE EDUCATION	MISCELLANEOUSCONTRACTED SERVIC	1,100.00
12/9/2021	TARRANT COUNTY TAX OFFICE	MISCELLANEOUS OPERATING COSTS	60.75
12/9/2021	TEXAS AIRSYSTEMS, LLC	OTHER SUPPLIES FOR M&O	46.89
12/9/2021	TEXAS ASSOCIATION OF SCHOOL BUSINESS	LOBBYING	4.05
12/9/2021	TEXAS ASSOCIATION OF SCHOOL BUSINESS	MEMBERSHIPS	130.95
12/9/2021	TEXAS ASSOCIATION OF SCHOOL BUSINESS	TRAVEL, TRAINING & SUBSISTENCE	425.00
12/9/2021	TEXAS ASSOCIATION OF SCHOOL BOARDS, II	TRAVEL AND SUBSISTENCE - NON-E	425.00
12/9/2021	TEXAS ASSOCIATION OF SCHOOL BOARDS, II	TRAVEL, TRAINING & SUBSISTENCE	425.00
12/9/2021	TEXAS ASSOCIATION OF SCHOOL PERSONNE	TRAVEL, TRAINING & SUBSISTENCE	1,165.00
12/9/2021	TEXAS ELEM PRIN & SUPR ASSOC, TEPSA	MEMBERSHIPS	306.00
12/9/2021	TEXAS LIBRARY ASSOCIATION	MEMBERSHIPS	175.00
12/9/2021	TEXAS TRUCK A/C INC	CONTRACTED MAINTENANCE AND REP	3,579.19
12/9/2021	TRANE, ACCT #8162331	OTHER SUPPLIES FOR M&O	2,364.47
12/9/2021	TRINITY CERAMIC SUPPLY, INC	GENERAL SUPPLIES	128.00
12/9/2021	TUNE IN	READING/REF MATERIALS/DATABASE	97.95
12/9/2021	TURNITIN LLC	COMPUTER SOFTWARE	1,575.00
12/9/2021	ULINE	GENERAL SUPPLIES	243.07
12/9/2021	UNITED REFRIGERATION INC	OTHER SUPPLIES FOR M&O	90.12
12/9/2021	VERITIV OPERATING CO.	INVENTORY - WAREHOUSE SUPPLIES	413.20
12/9/2021	WEST, CYNTHIA	MISCELLANEOUS OPERATING COSTS	39.05
12/9/2021	WEST MUSIC COMPANY	GENERAL SUPPLIES	43.10
12/9/2021	WESTERN - BRW PAPER CO, OVOL USA	GENERAL SUPPLIES	4,120.72
12/9/2021	WINSTON WATER COOLER OF FT WORTH	OTHER SUPPLIES FOR M&O	367.40
12/9/2021	ZONDA INTELLIGENCE	PROFESSIONAL SERVICES	11,250.00
12/15/2021	A-1 CLEANERS INC	MISCELLANEOUSCONTRACTED SERVIC	488.46
12/15/2021	ABC WRECKER SERVICE	MISCELLANEOUSCONTRACTED SERVIC	715.00
12/15/2021	ACCESS LIFT & SERVICE COMPANY, INC	CONTRACTED MAINTENANCE AND REP	7,240.00
12/15/2021	ALLEN, FRED	MISCELLANEOUSCONTRACTED SERVIC	2,080.00
12/15/2021	AMERICAN CULINARY FEDERATION ED FOUN	TESTING MATERIALS	1,400.00
12/15/2021	ANDERSON, BRIAN LEE	MISCELLANEOUSCONTRACTED SERVIC	1,039.72
12/15/2021	ANIXTER INC	GENERAL SUPPLIES	30,983.40
12/15/2021	ANIXTER INC	OTHER SUPPLIES FOR M&O	761.23
12/15/2021	ANTHONY, ANDREW	MISCELLANEOUSCONTRACTED SERVIC	519.86
12/15/2021	ARLINGTON CAMERA INC	CONTRACTED MAINTENANCE AND REP	718.00
12/15/2021	ARLINGTON UTILITIES	UTILITIES - WATER	4,357.10
12/15/2021	AT&T LONG DISTANCE	UTILITIES - TELEPHONE	3,489.49

MANSFIELD INDEPENDENT SCHOOL DISTRICT

Fund Disbursement Report for 12/1/2021 through 12/31/2021

<u>DATE PAID</u>	<u>NAME</u>	<u>ITEM DESCRIPTION</u>	<u>AMOUNT</u>
199 - GENERAL OPERATING			
12/15/2021	B&H PHOTO-VIDEO-PRO-AUDIO	TECHNOLOGY EQUIPMENT<\$5000	328.34
12/15/2021	BAKER, DOMINIQUE	MISCELLANEOUSCONTRACTED SERVIC	1,651.32
12/15/2021	BARNES & NOBLE BOOKSELLERS INC	READING/REF MATERIALS/DATABASE	1,484.35
12/15/2021	BASS, CHRISTOPHER	TRAVEL, TRAINING & SUBSISTENCE	29.12
12/15/2021	BECKETT, MELANIE	TRAVEL, TRAINING & SUBSISTENCE	136.00
12/15/2021	BEN E. KEITH COMPANY	GENERAL SUPPLIES	1,421.70
12/15/2021	BIRCHFIELD, LARRY	TRAVEL, TRAINING & SUBSISTENCE	42.40
12/15/2021	BJ BIGHAM, KENNETH BIGHAM	GENERAL SUPPLIES	85.53
12/15/2021	BLICK ART MATERIALS, LLC	GENERAL SUPPLIES	198.38
12/15/2021	BRACKETT & ELLIS, PC	LEGAL SERVICES	1,950.00
12/15/2021	BREAKTHROUGH COACH, THE	TRAVEL, TRAINING & SUBSISTENCE	695.00
12/15/2021	BUCK, BRANDY	TRAVEL, TRAINING & SUBSISTENCE	113.78
12/15/2021	BURNS, JENNIFER	TRAVEL, TRAINING & SUBSISTENCE	262.24
12/15/2021	BUSOCKER, GINGER	TRAVEL, TRAINING & SUBSISTENCE	10.08
12/15/2021	CAMACHO, JOSE	MISCELLANEOUSCONTRACTED SERVIC	2,079.44
12/15/2021	CAMERON, KALEB	MISCELLANEOUSCONTRACTED SERVIC	1,039.72
12/15/2021	CAPSTONE	COMPUTER SOFTWARE	1,019.14
12/15/2021	CARD MY YARD FRANCHISING, LLC	MISCELLANEOUS OPERATING COSTS	55.00
12/15/2021	CARD MY YARD FRANCHISING, LLC	RENTALS-OPERATING LEASES	95.00
12/15/2021	CARDENAS, BRIGETTE	TRAVEL, TRAINING & SUBSISTENCE	136.00
12/15/2021	CARRION, JESSICA	MISCELLANEOUSCONTRACTED SERVIC	489.28
12/15/2021	CDW GOVERNMENT	COMPUTER SOFTWARE	1,967.61
12/15/2021	CDW GOVERNMENT	TECHNOLOGY EQUIPMENT<\$5000	8,901.74
12/15/2021	CENTRAL APPRAISAL DISTRICT OF JOHNSON	TAX APPRAISAL AND COLLECTION	55,126.59
12/15/2021	CHARLES, DAMIETE	MISCELLANEOUSCONTRACTED SERVIC	1,100.88
12/15/2021	CHU, BRIAN WENYI	MISCELLANEOUSCONTRACTED SERVIC	1,039.72
12/15/2021	CITIBANK	COMPUTER SOFTWARE	190.75
12/15/2021	CITIBANK	GENERAL SUPPLIES	7,368.22
12/15/2021	CITIBANK	INVENTORY - WAREHOUSE SUPPLIES	-419.00
12/15/2021	CITIBANK	MISCELLANEOUS OPERATING COSTS	4,162.67
12/15/2021	CITIBANK	MISCELLANEOUSCONTRACTED SERVIC	935.00
12/15/2021	CITIBANK	TRAVEL AND SUBSISTENCE - NON-E	310.80
12/15/2021	CITIBANK	TRAVEL AND SUBSISTENCE - STUDE	45,512.74
12/15/2021	CITIBANK	TRAVEL, TRAINING & SUBSISTENCE	4,631.85
12/15/2021	CITY OF MANSFIELD	UTILITIES - WATER	29,290.76
12/15/2021	CITY OF GRAND PRAIRIE, WATER UTILITIES	UTILITIES - WATER	5,613.08
12/15/2021	COMMERCIAL RECORDER	STATUTORILY REQ PUBLIC NOTICE	288.00
12/15/2021	COMMUNICATIONS PLUS, INC.	CONTRACTED MAINTENANCE AND REP	185.00
12/15/2021	CRITICAL RESPONSE GROUP, INC.	MISCELLANEOUSCONTRACTED SERVIC	24,447.00
12/15/2021	CROCKER, JONATHAN	MISCELLANEOUSCONTRACTED SERVIC	1,559.58
12/15/2021	CW SECURITY LLC, CLIFTON WRIGHT	MISCELLANEOUSCONTRACTED SERVIC	1,376.10
12/15/2021	D&H UNITED FUELING SOLUTIONS, INC.	CONTRACTED MAINTENANCE AND REP	2,419.49
12/15/2021	DALLAS ISD GRAPHICS DEPARTMENT	MISCELLANEOUSCONTRACTED SERVIC	505.60
12/15/2021	DECKER EQUIPMENT	GENERAL SUPPLIES	418.13
12/15/2021	DECKER EQUIPMENT	OTHER SUPPLIES FOR M&O	476.82
12/15/2021	DEMCO INC	GENERAL SUPPLIES	169.50
12/15/2021	DRAMATISTS PLAY SERVICE INC	MISCELLANEOUS OPERATING COSTS	80.00
12/15/2021	DREAM RANCH OFFICE SUPPLIES	GENERAL SUPPLIES	1,826.37
12/15/2021	EDUCATION LOGISTICS, INC	TRAVEL, TRAINING & SUBSISTENCE	5,000.00
12/15/2021	ELLIOTT ELECTRIC SUPPLY INC	OTHER SUPPLIES FOR M&O	815.51
12/15/2021	ENTERPRISE LEASING - TEXAS	TRAVEL AND SUBSISTENCE - STUDE	99.00
12/15/2021	ENTERPRISE TOLLS	TRAVEL AND SUBSISTENCE - STUDE	4.54
12/15/2021	EVANS, CYNTHIA	TRAVEL, TRAINING & SUBSISTENCE	12.44
12/15/2021	FELTON, ABRAHAM	MISCELLANEOUSCONTRACTED SERVIC	1,039.72
12/15/2021	FITE, TRENTON	MISCELLANEOUSCONTRACTED SERVIC	1,039.72

MANSFIELD INDEPENDENT SCHOOL DISTRICT

Fund Disbursement Report for 12/1/2021 through 12/31/2021

<u>DATE PAID</u>	<u>NAME</u>	<u>ITEM DESCRIPTION</u>	<u>AMOUNT</u>
199 - GENERAL OPERATING			
12/15/2021	FOLLETT SCHOOL SOLUTIONS, INC	READING/REF MATERIALS/DATABASE	155.86
12/15/2021	FOREMAN II, VICTOR	MISCELLANEOUSCONTRACTED SERVIC	443.41
12/15/2021	FUZZY'S, TACO SHOP	MISCELLANEOUS OPERATING COSTS	268.86
12/15/2021	GALLS, LLC, RED THE UNIFORM	GENERAL SUPPLIES	1,019.70
12/15/2021	GAS AND SUPPLY NORTH TEXAS LLC	GENERAL SUPPLIES	1,626.84
12/15/2021	GENUINE PARTS COMPANY-NAPA	GASOLINE AND OTHER FUELS OR VE	179.46
12/15/2021	GENUINE PARTS COMPANY-NAPA	GENERAL SUPPLIES	172.56
12/15/2021	GENUINE PARTS COMPANY-NAPA	OTHER SUPPLIES FOR M&O	495.61
12/15/2021	GENUINE PARTS COMPANY-NAPA	VEHICLE PARTS & SUPPLIES	37,516.49
12/15/2021	GLOBAL ASSET	COMPUTER SOFTWARE	873.60
12/15/2021	GLOBAL ASSET	TECHNOLOGY EQUIPMENT<\$5000	10,258.10
12/15/2021	GOPHER SPORT	GENERAL SUPPLIES	755.97
12/15/2021	GOSSETT, JEFFREY	MISCELLANEOUSCONTRACTED SERVIC	1,100.88
12/15/2021	GOVCONNECTION INC	TECHNOLOGY EQUIPMENT<\$5000	891.22
12/15/2021	GOWINS, JOSHUA	MISCELLANEOUSCONTRACTED SERVIC	519.86
12/15/2021	GRAINGER	OTHER SUPPLIES FOR M&O	38.70
12/15/2021	GRAY, RICO	MISCELLANEOUSCONTRACTED SERVIC	1,024.43
12/15/2021	GRAYBAR ELECTRIC CO, INC	GENERAL SUPPLIES	919.51
12/15/2021	GUIDED READERS INC.	COMPUTER SOFTWARE	1,169.00
12/15/2021	GULF COAST PAPER CO, INC	INVENTORY - WAREHOUSE SUPPLIES	172.80
12/15/2021	HAAS FACTORY OUTLET	CONTRACTED MAINTENANCE AND REP	1,815.00
12/15/2021	HAND2MIND, INC.	GENERAL SUPPLIES	356.97
12/15/2021	HARPER-WILSON, DIMITRIS	MISCELLANEOUSCONTRACTED SERVIC	2,201.76
12/15/2021	HERNANDEZ, ROBERT	MISCELLANEOUSCONTRACTED SERVIC	1,009.14
12/15/2021	HERNANDEZ, YASMIN	MISCELLANEOUSCONTRACTED SERVIC	2,140.60
12/15/2021	HOBBY LOBBY STORES, INC.	GENERAL SUPPLIES	26.89
12/15/2021	HOLLAND, CHRISTOPHER	MISCELLANEOUSCONTRACTED SERVIC	450.00
12/15/2021	HOME DEPOT	BUILDING SUPPLIES	9.87
12/15/2021	HOME DEPOT	GENERAL SUPPLIES	2,442.50
12/15/2021	HOME DEPOT	JANITORIAL SUPPLIES	13.28
12/15/2021	HOME DEPOT	OTHER SUPPLIES FOR M&O	3,413.65
12/15/2021	HOME DEPOT PRO SUPPLY WORKS	INVENTORY - WAREHOUSE SUPPLIES	3,062.40
12/15/2021	HOUSTON ISD	LEGAL SERVICES	2,885.04
12/15/2021	HOUSTON ISD	MISCELLANEOUSCONTRACTED SERVIC	0.00
12/15/2021	IDEAL FIRE & SECURITY LLC	MISCELLANEOUSCONTRACTED SERVIC	3,200.00
12/15/2021	INDECO SALES, INC	FURNITURE	1,507.80
12/15/2021	INSIGHT PUBLIC SECTOR INC	COMPUTER SOFTWARE	7.73
12/15/2021	INSIGHT PUBLIC SECTOR INC	TECHNOLOGY EQUIPMENT<\$5000	121.02
12/15/2021	J W PEPPER & SON, INC	GENERAL SUPPLIES	91.98
12/15/2021	JASON'S DELI, MANSFIELD	MISCELLANEOUS OPERATING COSTS	36.56
12/15/2021	JERRY'S GENERAL AUTOMOTIVE INC	CONTRACTED MAINTENANCE AND REP	1,011.05
12/15/2021	JOHNSON, EDDIE	MISCELLANEOUSCONTRACTED SERVIC	550.44
12/15/2021	JOLLY OL' SAINT NICK, STAUTZENBERG	MISCELLANEOUSCONTRACTED SERVIC	75.00
12/15/2021	JONES SCHOOL SUPPLY	MISCELLANEOUS OPERATING COSTS	94.65
12/15/2021	JUNIOR LIBRARY GUILD	READING/REF MATERIALS/DATABASE	2,606.65
12/15/2021	KEETCH, ALLISON	TRAVEL, TRAINING & SUBSISTENCE	20.34
12/15/2021	KHAMHIRAN, PAIGE	TRAVEL, TRAINING & SUBSISTENCE	36.46
12/15/2021	KING, KRISTI	MISCELLANEOUSCONTRACTED SERVIC	3,149.74
12/15/2021	KROGER TEXAS LP R50064	GENERAL SUPPLIES	267.95
12/15/2021	KURITA AMERICA, INC., US WATER SVCS	CONTRACTED MAINTENANCE AND REP	492.87
12/15/2021	LAKESHORE LEARNING MATERIALS	GENERAL SUPPLIES	1,108.26
12/15/2021	LAKESHORE LEARNING MATERIALS	TECHNOLOGY EQUIPMENT<\$5000	82.64
12/15/2021	LARREA CUELLAR, ASHLEY	MISCELLANEOUSCONTRACTED SERVIC	978.56
12/15/2021	LAWN PATROL SERVICE, INC	CONTRACTED MAINTENANCE AND REP	43,785.00
12/15/2021	LEARNING A-Z LLC	COMPUTER SOFTWARE	108.17

MANSFIELD INDEPENDENT SCHOOL DISTRICT

Fund Disbursement Report for 12/1/2021 through 12/31/2021

<u>DATE PAID</u>	<u>NAME</u>	<u>ITEM DESCRIPTION</u>	<u>AMOUNT</u>
199 - GENERAL OPERATING			
12/15/2021	LEASOR CRASS, P.C.	LEGAL SERVICES	9,522.50
12/15/2021	LEGO EDUCATION	TECHNOLOGY EQUIPMENT<\$5000	3,155.25
12/15/2021	LONGHORN, INC.	OTHER SUPPLIES FOR M&O	101.88
12/15/2021	LOWE'S COMPANIES, INC	GENERAL SUPPLIES	313.99
12/15/2021	LOWE'S COMPANIES, INC	OTHER SUPPLIES FOR M&O	16.86
12/15/2021	MACKIN EDUCATIONAL RESOURCES	READING/REF MATERIALS/DATABASE	168.64
12/15/2021	MANSFIELD GAS & EXHAUST	CONTRACTED MAINTENANCE AND REP	229.50
12/15/2021	MARCO PRODUCTS, INC	READING/REF MATERIALS/DATABASE	211.42
12/15/2021	MARSHALL BEST SECURITY CORPORTION	OTHER SUPPLIES FOR M&O	214.70
12/15/2021	MASSEY SERVICES, INC.	CONTRACTED MAINTENANCE AND REP	3,253.00
12/15/2021	MATHEWS, JAMON	MISCELLANEOUSCONTRACTED SERVIC	2,079.44
12/15/2021	MCALISTER'S DELI - THE SAXTON GROUP	MISCELLANEOUS OPERATING COSTS	600.00
12/15/2021	MCGEE, JA'NAE	MISCELLANEOUSCONTRACTED SERVIC	519.86
12/15/2021	MCGEE JR, JOHNNY	MISCELLANEOUSCONTRACTED SERVIC	519.86
12/15/2021	METHODIST MEDICAL GROUP	MISCELLANEOUSCONTRACTED SERVIC	2,915.00
12/15/2021	MIGHTY MUSIC PUBLISHING, MOLLIE TOWER	GENERAL SUPPLIES	230.99
12/15/2021	MITCHELL, JAMES	MISCELLANEOUSCONTRACTED SERVIC	1,039.72
12/15/2021	MOORE SUPPLY COMPANY	OTHER SUPPLIES FOR M&O	495.57
12/15/2021	MORRIS, MICHAEL	MISCELLANEOUSCONTRACTED SERVIC	425.00
12/15/2021	MUSIC IS ELEMENTARY	GENERAL SUPPLIES	198.69
12/15/2021	NATIONAL SCHOOL BOARDS ASSOCIATION	TRAVEL AND SUBSISTENCE - NON-E	820.00
12/15/2021	NORTH TEXAS POLYGRAPH SERVICES, STAC	PROFESSIONAL SERVICES	125.00
12/15/2021	NORTON, PHILLIP	MISCELLANEOUSCONTRACTED SERVIC	1,039.72
12/15/2021	OATMAN, LAUREN	MISCELLANEOUSCONTRACTED SERVIC	1,039.72
12/15/2021	ON THE BORDER	MISCELLANEOUS OPERATING COSTS	270.92
12/15/2021	ORIENTAL TRADING COMPANY, INC	GENERAL SUPPLIES	138.26
12/15/2021	PEARSON CLINICAL ASSESSMENT DIVISION	TESTING MATERIALS	15.00
12/15/2021	PEREZ, MARJAINA	MISCELLANEOUSCONTRACTED SERVIC	1,529.00
12/15/2021	PEROT MUSEUM OF NATURE AND SCIENCE	MISCELLANEOUSCONTRACTED SERVIC	450.00
12/15/2021	PEROT MUSEUM OF NATURE AND SCIENCE	TRAVEL AND SUBSISTENCE - STUDE	50.00
12/15/2021	PITNEY BOWES, INC, 20848793	RENTALS-OPERATING LEASES	130.14
12/15/2021	POIRIER, BENJAMIN	MISCELLANEOUSCONTRACTED SERVIC	2,079.44
12/15/2021	PORTILLO-CATALAN, ORBELIN	MISCELLANEOUSCONTRACTED SERVIC	2,201.76
12/15/2021	PRECISION BUSINESS MACHINES, INC	GENERAL SUPPLIES	1,749.66
12/15/2021	PRIME SOURCE	GENERAL SUPPLIES	1,885.00
12/15/2021	PROJECT LEAD THE WAY	GENERAL SUPPLIES	290.00
12/15/2021	PRO-VISION VIDEO SYSTEMS	OTHER EQUIPMENT<\$5000	1,919.00
12/15/2021	PUCKETT, CECIL	MISCELLANEOUSCONTRACTED SERVIC	2,079.44
12/15/2021	QUALITY SOUND AND COMMUNICATIONS INC	CONTRACTED MAINTENANCE AND REP	997.88
12/15/2021	QUALITY TOUR & CHARTER SERVICE	TRAVEL AND SUBSISTENCE - STUDE	3,600.00
12/15/2021	R&H PARTS AND SERVICE INC	CONTRACTED MAINTENANCE AND REP	436.90
12/15/2021	RAMIREZ, ADOLFO	MISCELLANEOUSCONTRACTED SERVIC	2,079.44
12/15/2021	RANKIN, DONNIELL	MISCELLANEOUSCONTRACTED SERVIC	1,605.45
12/15/2021	REALLY GOOD STUFF, LLC	GENERAL SUPPLIES	129.96
12/15/2021	REALLY GREAT READING	GENERAL SUPPLIES	218.40
12/15/2021	REGION 11 ESC	EDUCATION SERVICE CENTER SERVI	60.00
12/15/2021	REGION 11 ESC	UTILITIES - TELEPHONE	6,600.00
12/15/2021	RESPONSIVE LEARNING	MISCELLANEOUS OPERATING COSTS	9,908.20
12/15/2021	ROE, CHARLES	TRAVEL, TRAINING & SUBSISTENCE	274.44
12/15/2021	S & R GLOBAL, ERROL RUSSELL	MISCELLANEOUSCONTRACTED SERVIC	600.00
12/15/2021	SCHOOL HEALTH CORPORATION	GENERAL SUPPLIES	169.75
12/15/2021	SCHOOL SPECIALTY, LLC	GENERAL SUPPLIES	1,965.54
12/15/2021	SCIENCE TEACHERS ASSOC OF TEXAS	TRAVEL, TRAINING & SUBSISTENCE	200.00
12/15/2021	SHC SERVICES INC	PROFESSIONAL SERVICES	2,040.00
12/15/2021	SHERWIN-WILLIAMS 6732-3883-8-7528	OTHER SUPPLIES FOR M&O	110.71

MANSFIELD INDEPENDENT SCHOOL DISTRICT

Fund Disbursement Report for 12/1/2021 through 12/31/2021

<u>DATE PAID</u>	<u>NAME</u>	<u>ITEM DESCRIPTION</u>	<u>AMOUNT</u>
199 - GENERAL OPERATING			
12/15/2021	SLAYBAUGH, TERRY	MISCELLANEOUSCONTRACTED SERVIC	2,079.44
12/15/2021	SMITH, MARK LAINE	MISCELLANEOUSCONTRACTED SERVIC	850.00
12/15/2021	SOLIANT HEALTH	PROFESSIONAL SERVICES	2,737.50
12/15/2021	SOUTHERN TIRE MART	VEHICLE PARTS & SUPPLIES	1,408.37
12/15/2021	THE SPYGLASS GROUP LLC	MISCELLANEOUSCONTRACTED SERVIC	8,601.40
12/15/2021	STAPLES ADVANTAGE	GENERAL SUPPLIES	849.73
12/15/2021	SWOOPE, JAMES	MISCELLANEOUSCONTRACTED SERVIC	978.56
12/15/2021	TARRANT COUNTY TAX OFFICE	MISCELLANEOUS OPERATING COSTS	37.50
12/15/2021	TARRANT COUNTY COLLEGE - NORTHWEST (TRAVEL, TRAINING & SUBSISTENCE	225.00
12/15/2021	TARRANT COUNTY COLLEGE	ACCOUNTS PAYABLE	165,803.04
12/15/2021	TEACHER SYNERGY LLC	EDUCATION SERVICE CENTER SERVI	92.99
12/15/2021	TEACHER SYNERGY LLC	READING/REF MATERIALS/DATABASE	111.68
12/15/2021	TEX TECH ENVIRONMENTAL, INC	CONTRACTED MAINTENANCE AND REP	185.00
12/15/2021	TEXAS AIRSYSTEMS, LLC	OTHER SUPPLIES FOR M&O	684.00
12/15/2021	TEXAS ASSOCIATION OF SCHOOL BOARDS, II	PROFESSIONAL SERVICES	36.00
12/15/2021	TEXAS ASSOCIATION OF SCHOOL ADMINISTR	MEMBERSHIPS	375.00
12/15/2021	TEXAS ASSOCIATION OF SCHOOL PERSONNE	TRAVEL, TRAINING & SUBSISTENCE	-1,165.00
12/15/2021	TEXAS COMPUTER EDUCATION ASSOCIATION	TRAVEL, TRAINING & SUBSISTENCE	339.00
12/15/2021	TEXAS IRRIGATION SUPPLY	OTHER SUPPLIES FOR M&O	330.28
12/15/2021	TEXAS STATE FLORISTS ASSOCIATION	TESTING MATERIALS	1,740.00
12/15/2021	TEXAS TRUCK A/C INC	CONTRACTED MAINTENANCE AND REP	558.02
12/15/2021	TEXAS VETERINARY MEDICAL ASSOC	READING/REF MATERIALS/DATABASE	404.90
12/15/2021	TEXTHELP SYSTEMS, INC	COMPUTER SOFTWARE	1,800.00
12/15/2021	THURMOND, BRITNEY	MISCELLANEOUSCONTRACTED SERVIC	2,201.76
12/15/2021	TOAST INC.	COMPUTER SOFTWARE	2,623.00
12/15/2021	TODD, DAVID	MISCELLANEOUSCONTRACTED SERVIC	1,039.72
12/15/2021	TRANE, ACCT #8162331	OTHER SUPPLIES FOR M&O	80.33
12/15/2021	TREECLIMBERS OF TEXAS, INC	CONTRACTED MAINTENANCE AND REP	8,370.00
12/15/2021	TRIPLE C FENCE	MISCELLANEOUSCONTRACTED SERVIC	6,415.00
12/15/2021	TUNE IN	GENERAL SUPPLIES	97.95
12/15/2021	ULINE	GENERAL SUPPLIES	542.00
12/15/2021	UNIFIRST HOLDINGS, INC	RENTALS-OPERATING LEASES	177.68
12/15/2021	UNITED REFRIGERATION INC	OTHER SUPPLIES FOR M&O	635.94
12/15/2021	VOSS LIGHTING	OTHER SUPPLIES FOR M&O	964.35
12/15/2021	VU, JASON	MISCELLANEOUSCONTRACTED SERVIC	550.44
12/15/2021	WEISSMAN	GENERAL SUPPLIES	1,225.56
12/15/2021	WEST MUSIC COMPANY	GENERAL SUPPLIES	339.10
12/15/2021	WESTERN - BRW PAPER CO, OVOL USA	GENERAL SUPPLIES	8,758.69
12/15/2021	WILLIAM V. MACGILL & CO.	GENERAL SUPPLIES	151.13
12/15/2021	WINTERS, WILLIAM	MISCELLANEOUSCONTRACTED SERVIC	1,039.72
12/17/2021	ACCESS LIFT & SERVICE COMPANY, INC	CONTRACTED MAINTENANCE AND REP	275.00
12/17/2021	ANIXTER INC	OTHER SUPPLIES FOR M&O	2,834.64
12/17/2021	ASW ENTERPRISES	COMPUTER SOFTWARE	50.00
12/17/2021	AWARD CENTER	MISCELLANEOUS OPERATING COSTS	748.40
12/17/2021	B&H PHOTO-VIDEO-PRO-AUDIO	TECHNOLOGY EQUIPMENT<\$5000	1,347.00
12/17/2021	BAKKEN BOOKS LLC, DYLAN BAKKEN	READING/REF MATERIALS/DATABASE	110.96
12/17/2021	BARKER, GEORGE	TRAVEL, TRAINING & SUBSISTENCE	373.47
12/17/2021	BARNES & NOBLE BOOKSELLERS INC	READING/REF MATERIALS/DATABASE	294.21
12/17/2021	BEN E. KEITH COMPANY	GENERAL SUPPLIES	77.19
12/17/2021	BLICK ART MATERIALS,LLC	GENERAL SUPPLIES	184.50
12/17/2021	BRACKETT & ELLIS, PC	LEGAL SERVICES	12,581.12
12/17/2021	BRAINSRING	GENERAL SUPPLIES	114.00
12/17/2021	CAPSTONE	COMPUTER SOFTWARE	1,199.00
12/17/2021	CAROLINA BIOLOGICAL SPLY CO	GENERAL SUPPLIES	665.40
12/17/2021	CAS-CLAIMS ADMINISTRATIVE SVCS	OTHER	102,637.26

MANSFIELD INDEPENDENT SCHOOL DISTRICT

Fund Disbursement Report for 12/1/2021 through 12/31/2021

<u>DATE PAID</u>	<u>NAME</u>	<u>ITEM DESCRIPTION</u>	<u>AMOUNT</u>
199 - GENERAL OPERATING			
12/17/2021	CDW GOVERNMENT	TECHNOLOGY EQUIPMENT<\$5000	4,912.15
12/17/2021	CENTERLINE SUPPLY, LTD	OTHER SUPPLIES FOR M&O	1,743.00
12/17/2021	CESCO INC	TECHNOLOGY EQUIPMENT<\$5000	1,168.00
12/17/2021	COMMUNICATIONS PLUS, INC.	CONTRACTED MAINTENANCE AND REP	1,345.00
12/17/2021	COMPLETE SUPPLY, INC	GENERAL SUPPLIES	351.00
12/17/2021	CONVERGINT TECHNOLOGIES LLC	CONTRACTED MAINTENANCE AND REP	1,355.00
12/17/2021	CONWAY, PAMELA	TRAVEL, TRAINING & SUBSISTENCE	23.46
12/17/2021	CREATIVE RISK FUNDING INC, SCHOOL COMF	OTHER	145.46
12/17/2021	DANIELSON, LORI	MISCELLANEOUSCONTRACTED SERVIC	985.00
12/17/2021	DAVIS, JOSH	MISCELLANEOUSCONTRACTED SERVIC	600.00
12/17/2021	DEALERS ELECTRICAL SUPPLY	OTHER SUPPLIES FOR M&O	1,440.53
12/17/2021	DECKER EQUIPMENT	OTHER SUPPLIES FOR M&O	222.40
12/17/2021	DEMCO INC	GENERAL SUPPLIES	126.04
12/17/2021	DISCOUNT TIRE/AMERICA'S TIRE, REINALT-TI	CONTRACTED MAINTENANCE AND REP	69.50
12/17/2021	DREAM RANCH OFFICE SUPPLIES	GENERAL SUPPLIES	1,037.60
12/17/2021	EDUPHORIA! INC	COMPUTER SOFTWARE	39,426.75
12/17/2021	ELLIOTT ELECTRIC SUPPLY INC	OTHER SUPPLIES FOR M&O	1,039.97
12/17/2021	FINLEY, MARK	MISCELLANEOUSCONTRACTED SERVIC	350.00
12/17/2021	GARCIA, ROBERT	MISCELLANEOUSCONTRACTED SERVIC	1,185.00
12/17/2021	GARTIN, TESSA	MISCELLANEOUSCONTRACTED SERVIC	950.00
12/17/2021	GENUINE PARTS COMPANY-NAPA	CONTRACTED MAINTENANCE AND REP	70.50
12/17/2021	GENUINE PARTS COMPANY-NAPA	GASOLINE AND OTHER FUELS OR VE	57.20
12/17/2021	GENUINE PARTS COMPANY-NAPA	GENERAL SUPPLIES	213.58
12/17/2021	GENUINE PARTS COMPANY-NAPA	OTHER SUPPLIES FOR M&O	70.65
12/17/2021	GENUINE PARTS COMPANY-NAPA	VEHICLE PARTS & SUPPLIES	1,844.64
12/17/2021	GLOBAL ASSET	TECHNOLOGY EQUIPMENT<\$5000	233.50
12/17/2021	GLOBAL SIGNS, INC	CONTRACTED MAINTENANCE AND REP	500.00
12/17/2021	HERRING, DANIEL	TRAVEL, TRAINING & SUBSISTENCE	298.08
12/17/2021	HOME DEPOT	GENERAL SUPPLIES	827.60
12/17/2021	HOME DEPOT	OTHER SUPPLIES FOR M&O	1,298.99
12/17/2021	HON COMPANY, THE	FURNITURE	2,938.50
12/17/2021	HUNTER, JENNIFER	MISCELLANEOUSCONTRACTED SERVIC	385.00
12/17/2021	INSIGHT PUBLIC SECTOR INC	TECHNOLOGY EQUIPMENT<\$5000	13,333.44
12/17/2021	INTEGRATED ACCESS SYSTEMS, WEIDENBEI	FURNITURE, EQUIPMENT & SOFTWAR	9,702.00
12/17/2021	J W PEPPER & SON, INC	COMPUTER SOFTWARE	72.73
12/17/2021	J W PEPPER & SON, INC	READING/REF MATERIALS/DATABASE	72.22
12/17/2021	JACKSON, NATHAN	MISCELLANEOUSCONTRACTED SERVIC	160.00
12/17/2021	JERRY'S GENERAL AUTOMOTIVE INC	CONTRACTED MAINTENANCE AND REP	127.19
12/17/2021	JUST FOR KIX CATALOG, LLC	GENERAL SUPPLIES	82.76
12/17/2021	KANER, ELLEN	MISCELLANEOUSCONTRACTED SERVIC	600.00
12/17/2021	KIMBROUGH, ASHLEY SAGE	MISCELLANEOUSCONTRACTED SERVIC	350.00
12/17/2021	LAKESHORE LEARNING MATERIALS	GENERAL SUPPLIES	80.75
12/17/2021	LANDERS, STE'FON	MISCELLANEOUSCONTRACTED SERVIC	600.00
12/17/2021	LENNOX INDUSTRIES INC	OTHER SUPPLIES FOR M&O	2,052.71
12/17/2021	LONGHORN, INC.	OTHER SUPPLIES FOR M&O	683.31
12/17/2021	LOWE'S COMPANIES, INC	OTHER SUPPLIES FOR M&O	136.40
12/17/2021	MANSFIELD GAS & EXHAUST	CONTRACTED MAINTENANCE AND REP	160.00
12/17/2021	MANSFIELD GLASS & WINDOW	CONTRACTED MAINTENANCE AND REP	13.50
12/17/2021	MASSEY SERVICES, INC.	CONTRACTED MAINTENANCE AND REP	800.00
12/17/2021	MATERA PAPER COMPANY	INVENTORY - WAREHOUSE SUPPLIES	102.60
12/17/2021	MATHEWSON, ERIN	MISCELLANEOUSCONTRACTED SERVIC	385.00
12/17/2021	MOORE SUPPLY COMPANY	OTHER SUPPLIES FOR M&O	1,475.27
12/17/2021	NEWBART PRODUCTS	GENERAL SUPPLIES	238.00
12/17/2021	NORMAN, JEFFREY	MISCELLANEOUSCONTRACTED SERVIC	600.00
12/17/2021	NORTH TEXAS POLYGRAPH SERVICES, STAC	PROFESSIONAL SERVICES	0.00

MANSFIELD INDEPENDENT SCHOOL DISTRICT

Fund Disbursement Report for 12/1/2021 through 12/31/2021

<u>DATE PAID</u>	<u>NAME</u>	<u>ITEM DESCRIPTION</u>	<u>AMOUNT</u>
199 - GENERAL OPERATING			
12/17/2021	O'REILLY AUTO PARTS, O'REILLY AUTO LLC	VEHICLE PARTS & SUPPLIES	827.90
12/17/2021	OSBOURN, JEFFERY	MISCELLANEOUSCONTRACTED SERVIC	330.00
12/17/2021	PEARSON CLINICAL ASSESSMENT DIVISION	TESTING MATERIALS	557.98
12/17/2021	PENDER'S MUSIC COMPANY	GENERAL SUPPLIES	564.18
12/17/2021	PEROT MUSEUM OF NATURE AND SCIENCE	MISCELLANEOUSCONTRACTED SERVIC	260.00
12/17/2021	PETROLEUM TRADERS CORPORATION	GASOLINE AND OTHER FUELS OR VE	18,679.87
12/17/2021	QDOBA MEXICAN GRILL, BDAA HOLDINGS	MISCELLANEOUS OPERATING COSTS	680.00
12/17/2021	RAY, JUDITH	MISCELLANEOUSCONTRACTED SERVIC	350.00
12/17/2021	REALLY GOOD STUFF, LLC	GENERAL SUPPLIES	196.86
12/17/2021	REGION 4 ESC	EDUCATION SERVICE CENTER SERVI	250.00
12/17/2021	ROADRUNNER CHARTERS, INC.	TRAVEL AND SUBSISTENCE - STUDE	700.00
12/17/2021	ROOD, NICHOLAS	MISCELLANEOUSCONTRACTED SERVIC	550.00
12/17/2021	SAFETY KLEEN	MISCELLANEOUSCONTRACTED SERVIC	169.13
12/17/2021	SANCHEZ, RUDY	MISCELLANEOUSCONTRACTED SERVIC	1,050.00
12/17/2021	SCHOOL HEALTH CORPORATION	GENERAL SUPPLIES	571.90
12/17/2021	SCHOOL SPECIALTY, LLC	GENERAL SUPPLIES	1,398.53
12/17/2021	SCI-TECH DISCOVERY CENTER	TRAVEL AND SUBSISTENCE - STUDE	250.00
12/17/2021	SHERWIN-WILLIAMS 6732-3883-8-7528	OTHER SUPPLIES FOR M&O	99.48
12/17/2021	SITONE LANDSCAPE SUPPLY, LLC	OTHER SUPPLIES FOR M&O	1,915.56
12/17/2021	SOLIAANT HEALTH	PROFESSIONAL SERVICES	2,737.50
12/17/2021	SOSA, CELESTINO	MISCELLANEOUSCONTRACTED SERVIC	4,200.00
12/17/2021	STAPLES ADVANTAGE	GENERAL SUPPLIES	4,546.13
12/17/2021	STARNES, TISH	TRAVEL, TRAINING & SUBSISTENCE	40.32
12/17/2021	SYSCO NORTH TEXAS DIVISION OF SYSCO U	GENERAL SUPPLIES	761.25
12/17/2021	TARRANT APPRAISAL DISTRICT	TAX APPRAISAL AND COLLECTION	263,643.85
12/17/2021	TARRANT COUNTY TAX OFFICE	MISCELLANEOUS OPERATING COSTS	201.75
12/17/2021	TEACHER SYNERGY LLC	GENERAL SUPPLIES	97.99
12/17/2021	TEMPERATURE CONTROL SYSTEMS, INC	OTHER SUPPLIES FOR M&O	488.90
12/17/2021	TEX TECH ENVIRONMENTAL, INC	CONTRACTED MAINTENANCE AND REP	414.59
12/17/2021	TEXAS ASSOCIATION OF SCHOOL BUSINESS	LOBBYING	4.70
12/17/2021	TEXAS ASSOCIATION OF SCHOOL BUSINESS	MEMBERSHIPS	130.30
12/17/2021	TEXAS ASSOCIATION OF SCHOOL BUSINESS	TRAVEL, TRAINING & SUBSISTENCE	325.00
12/17/2021	TEXAS ASSOCIATION FOR PUPIL TRANSPORT	TRAVEL, TRAINING & SUBSISTENCE	6,625.00
12/17/2021	TEXAS COMPUTER EDUCATION ASSOCIATION	TECHNOLOGY EQUIPMENT<\$5000	364.00
12/17/2021	TEXAS LIBRARY ASSOCIATION	TRAVEL, TRAINING & SUBSISTENCE	225.00
12/17/2021	TEXAS TRUCK A/C INC	CONTRACTED MAINTENANCE AND REP	455.42
12/17/2021	TEXAS WESLEYAN UNIVERSITY	ACCOUNTS PAYABLE	920.00
12/17/2021	THORNTON, SARAH	MISCELLANEOUSCONTRACTED SERVIC	520.00
12/17/2021	TOTAL MAINTENANCE SOLUTIONS, TMS SOU	OTHER SUPPLIES FOR M&O	150.54
12/17/2021	TRANE, ACCT #8162331	OTHER SUPPLIES FOR M&O	1,302.43
12/17/2021	TRANSLATION & INTERPRETATION LLC	MISCELLANEOUSCONTRACTED SERVIC	605.88
12/17/2021	TRIPLE C FENCE	CONTRACTED MAINTENANCE AND REP	1,375.00
12/17/2021	UNINTERRUPTED THOUGHTS	MISCELLANEOUSCONTRACTED SERVIC	150.00
12/17/2021	UNITED REFRIGERATION INC	OTHER SUPPLIES FOR M&O	5,498.08
12/17/2021	UNIVERSITY INTERSCHOLASTIC LEAGUE	GENERAL SUPPLIES	16.00
12/17/2021	THE VIRTUAL MEET EXPERIENCE, LLC	TRAVEL AND SUBSISTENCE - STUDE	350.00
12/17/2021	WATKINS, JONATHAN	MISCELLANEOUSCONTRACTED SERVIC	660.00
12/17/2021	WEST MUSIC COMPANY	GENERAL SUPPLIES	100.80
12/17/2021	WESTERN - BRW PAPER CO, OVOL USA	GENERAL SUPPLIES	3,109.44
12/17/2021	WHIZ-Q STONE	OTHER SUPPLIES FOR M&O	4,672.00
12/17/2021	WILLIAM V. MACGILL & CO.	GENERAL SUPPLIES	345.75
12/17/2021	WILSON, NATALIE	TRAVEL, TRAINING & SUBSISTENCE	81.41
12/17/2021	WINSTON WATER COOLER OF FT WORTH	OTHER SUPPLIES FOR M&O	1,502.45
12/17/2021	WOODARD BUILDERS SUPPLY	OTHER SUPPLIES FOR M&O	1,698.00
12/17/2021	YORK, MEGAN	MISCELLANEOUSCONTRACTED SERVIC	2,000.00

MANSFIELD INDEPENDENT SCHOOL DISTRICT

Fund Disbursement Report for 12/1/2021 through 12/31/2021

<u>DATE PAID</u>	<u>NAME</u>	<u>ITEM DESCRIPTION</u>	<u>AMOUNT</u>
199 - GENERAL OPERATING			
12/22/2021	TEXAS WESLEYAN UNIVERSITY	ACCOUNTS PAYABLE	-920.00
		199 - GENERAL OPERATING	3,381,333.75
211 - ESEA TITLE I; IMPROVING BASIC			
12/2/2021	LEARNING A-Z LLC	COMPUTER SOFTWARE	2,660.00
12/2/2021	MATTHEWS OFFICE SUPPLY	GENERAL SUPPLIES	749.84
12/2/2021	REGION 4 ESC	EDUCATION SERVICE CENTER SERVI	820.00
12/2/2021	STAPLES ADVANTAGE	GENERAL SUPPLIES	836.01
12/7/2021	EAI EDUCATION INC	TECHNOLOGY EQUIPMENT<\$5000	559.93
12/7/2021	HEGGERTY PHONEMIC, LITERACY RESOUR	GENERAL SUPPLIES	705.12
12/7/2021	HOUGHTON MIFFLIN HARCOURT	READING/REF MATERIALS/DATABASE	163.80
12/7/2021	LONE STAR LEARNING	COMPUTER SOFTWARE	900.00
12/7/2021	MARENEM INC.	GENERAL SUPPLIES	187.00
12/7/2021	ORIENTAL TRADING COMPANY, INC	GENERAL SUPPLIES	105.17
12/7/2021	REGION 4 ESC	GENERAL SUPPLIES	816.00
12/7/2021	SCHOOL SPECIALTY, LLC	GENERAL SUPPLIES	110.00
12/7/2021	TEXAS ASSOCIATION OF SCHOOL ADMINISTR	TRAVEL, TRAINING & SUBSISTENCE	395.00
12/7/2021	TRS	TEACHER RETIREMENT	19,546.51
12/9/2021	BARNES & NOBLE BOOKSELLERS INC	READING/REF MATERIALS/DATABASE	519.50
12/9/2021	CDW GOVERNMENT	TECHNOLOGY EQUIPMENT<\$5000	1,492.59
12/9/2021	LEAD4WARD, LLC	TRAVEL, TRAINING & SUBSISTENCE	980.00
12/9/2021	MARENEM INC.	GENERAL SUPPLIES	297.00
12/9/2021	SCHOLASTIC CLASSROOM MAGAZINES	READING/REF MATERIALS/DATABASE	981.75
12/9/2021	STAPLES ADVANTAGE	GENERAL SUPPLIES	79.00
12/9/2021	STAPLES ADVANTAGE	TECHNOLOGY EQUIPMENT<\$5000	1,056.00
12/15/2021	CAPTURING KIDS HEARTS, FLIPPEN GROUP	COMPUTER SOFTWARE	3,000.00
12/15/2021	CAPTURING KIDS HEARTS, FLIPPEN GROUP	READING/REF MATERIALS/DATABASE	3,000.00
12/15/2021	CITIBANK	GENERAL SUPPLIES	527.71
12/15/2021	CITIBANK	MISCELLANEOUS OPERATING COSTS	244.67
12/15/2021	DIANNE JONES COUNSELING, LLC, DIANNE M	MISCELLANEOUSCONTRACTED SERVIC	1,300.00
12/15/2021	DIANNE JONES COUNSELING, LLC, DIANNE M	READING/REF MATERIALS/DATABASE	750.00
12/15/2021	FAMILY FIRST, INC.	COMPUTER SOFTWARE	50.00
12/15/2021	FOLLETT SCHOOL SOLUTIONS, INC	READING/REF MATERIALS/DATABASE	4,462.53
12/15/2021	FORDE-FERRIER LLC	READING/REF MATERIALS/DATABASE	1,242.00
12/15/2021	ORIENTAL TRADING COMPANY, INC	MISCELLANEOUS OPERATING COSTS	169.04
12/15/2021	SCHOLASTIC CLASSROOM MAGAZINES	READING/REF MATERIALS/DATABASE	4,806.97
12/17/2021	LAKESHORE LEARNING MATERIALS	GENERAL SUPPLIES	189.96
		211 - ESEA TITLE I; IMPROVING BASIC	53,703.10
224 - IDEA-B FORMULA			
12/2/2021	MAXI AIDS INC	GENERAL SUPPLIES	16.11
12/7/2021	ALICIA WOODS AUDIOLOGY LLC	PROFESSIONAL SERVICES	2,345.00
12/7/2021	SHC SERVICES INC	PROFESSIONAL SERVICES	6,443.24
12/7/2021	TRS	TEACHER RETIREMENT	25,361.03
12/7/2021	UNIVERSITY OF HOUSTON	PROFESSIONAL SERVICES	4,883.66
12/7/2021	WALLACE EDUCATIONAL ASSESSMENT SERV	PROFESSIONAL SERVICES	1,526.25
12/9/2021	TRANSLATION & INTERPRETATION LLC	MISCELLANEOUSCONTRACTED SERVIC	1,078.05
12/15/2021	B&H PHOTO-VIDEO-PRO-AUDIO	TECHNOLOGY EQUIPMENT<\$5000	91.79
12/15/2021	CITIBANK	GENERAL SUPPLIES	164.60
12/15/2021	SHC SERVICES INC	PROFESSIONAL SERVICES	3,906.00
12/15/2021	TRANSLATION & INTERPRETATION LLC	MISCELLANEOUSCONTRACTED SERVIC	2,010.31
12/15/2021	WALLACE EDUCATIONAL ASSESSMENT SERV	PROFESSIONAL SERVICES	1,045.00
12/17/2021	CENTER FOR PSYCHOLOGICAL SVCS	PROFESSIONAL SERVICES	2,000.00
		224 - IDEA-B FORMULA	50,871.04

MANSFIELD INDEPENDENT SCHOOL DISTRICT

Fund Disbursement Report for 12/1/2021 through 12/31/2021

<u>DATE PAID</u>	<u>NAME</u>	<u>ITEM DESCRIPTION</u>	<u>AMOUNT</u>
225 - IDEA-B PRE-SCHOOL			
12/7/2021	TRS	TEACHER RETIREMENT	470.51
		225 - IDEA-B PRE-SCHOOL	470.51
240 - CHILD NUTRITION FUND			
12/2/2021	ACE MART RESTAURANT SUPPLY COMPANY	GENERAL SUPPLIES	1,430.60
12/2/2021	ACE MART RESTAURANT SUPPLY COMPANY	NON-FOOD	285.97
12/2/2021	BAGGETT, TAMMY	TRAVEL, TRAINING & SUBSISTENCE	96.06
12/2/2021	FORTE FROZEN	INVENTORY - WAREHOUSE SUPPLIES	967.58
12/2/2021	HICKS, PATRICK	DEFERRED REVENUE	56.00
12/2/2021	KLEMENT DISTRIBUTION, INC.	FOOD	3,058.79
12/2/2021	KURZ & CO	FOOD	6,073.88
12/2/2021	LABATT FOOD SERVICE	FOOD	126,624.62
12/2/2021	LABATT FOOD SERVICE	NON-FOOD	16,615.90
12/2/2021	LAND O'LAKES INC	INVENTORY - WAREHOUSE SUPPLIES	4,642.70
12/2/2021	NEW DAIRY OPCO, LLC, BORDEN DAIRY	FOOD	39,646.23
12/2/2021	PARTS TOWN, LLC	OTHER SUPPLIES FOR M&O	1,353.53
12/2/2021	ROWE, NIANZA	DEFERRED REVENUE	17.40
12/2/2021	RUMSEY, NICOLE	DEFERRED REVENUE	24.25
12/2/2021	SCHMIDT, DEBORAH	TRAVEL, TRAINING & SUBSISTENCE	142.19
12/2/2021	TYSON FOODS, INC	INVENTORY - WAREHOUSE SUPPLIES	18,022.40
12/2/2021	VU, XUAN	DEFERRED REVENUE	61.00
12/2/2021	WALLACE PACKAGING, LLC	INVENTORY - WAREHOUSE SUPPLIES	15,292.00
12/7/2021	MBM FINANCIAL INTERESTS, LP	RENTALS-OPERATING LEASES	561.00
12/7/2021	TRS	TEACHER RETIREMENT	16,922.75
12/9/2021	BRADLEY, BARONDA	DEFERRED REVENUE	81.30
12/9/2021	BROWN-FIELDS, JACKIE	DEFERRED REVENUE	59.02
12/9/2021	CASTRO, DORA	TRAVEL, TRAINING & SUBSISTENCE	34.69
12/9/2021	DECKER, DIANA	DEFERRED REVENUE	95.50
12/9/2021	GRAINGER	GENERAL SUPPLIES	102.56
12/9/2021	KINZER, CANTRECE	TRAVEL, TRAINING & SUBSISTENCE	108.96
12/9/2021	KURZ & CO	FOOD	612.51
12/9/2021	LABATT FOOD SERVICE	FOOD	128,872.47
12/9/2021	LABATT FOOD SERVICE	NON-FOOD	16,563.60
12/9/2021	LAND O'LAKES INC	INVENTORY - WAREHOUSE SUPPLIES	2,109.60
12/9/2021	MEDINA, MARIA	TRAVEL, TRAINING & SUBSISTENCE	81.59
12/9/2021	NORMAN, AMY	TRAVEL, TRAINING & SUBSISTENCE	23.06
12/9/2021	PANNELL, CATHERINE	TRAVEL, TRAINING & SUBSISTENCE	84.36
12/9/2021	PARTS TOWN, LLC	OTHER SUPPLIES FOR M&O	532.24
12/9/2021	SCHWAN'S FOOD SERVICE INC	INVENTORY - WAREHOUSE SUPPLIES	35,085.00
12/9/2021	SEDGWICK CLAIMS MANAGEMENT SERVICES	WORKERS' COMPENSATION	825.54
12/9/2021	SMART MOUTH FOODS	FOOD	4,179.51
12/9/2021	SMART MOUTH FOODS	FURNITURE, EQUIPMENT & SOFTWARE	26,314.00
12/9/2021	SMITH, MELISSA	DEFERRED REVENUE	53.80
12/9/2021	THOMAS, SONDRRA	TRAVEL, TRAINING & SUBSISTENCE	72.07
12/9/2021	TRANE, ACCT #8162331	OTHER SUPPLIES FOR M&O	3,957.50
12/15/2021	CITIBANK	FOOD	784.18
12/15/2021	CITIBANK	INVENTORY - WAREHOUSE SUPPLIES	87.78
12/15/2021	CITIBANK	NON-FOOD	24.96
12/16/2021	ACE MART RESTAURANT SUPPLY COMPANY	OTHER SUPPLIES FOR M&O	3,664.47
12/16/2021	ASIAN FOOD SOLUTIONS, INTLFOODSOLUTIC	INVENTORY - WAREHOUSE SUPPLIES	43,591.68
12/16/2021	KLEMENT DISTRIBUTION, INC.	FOOD	9,169.12
12/16/2021	KURZ & CO	FOOD	9,778.00
12/16/2021	LABATT FOOD SERVICE	FOOD	121,216.44
12/16/2021	LABATT FOOD SERVICE	NON-FOOD	18,783.75
12/16/2021	LAWSON, JOANNE	TRAVEL, TRAINING & SUBSISTENCE	111.80

MANSFIELD INDEPENDENT SCHOOL DISTRICT

Fund Disbursement Report for 12/1/2021 through 12/31/2021

<u>DATE PAID</u>	<u>NAME</u>	<u>ITEM DESCRIPTION</u>	<u>AMOUNT</u>
240 - CHILD NUTRITION FUND			
12/16/2021	NEW DAIRY OPCO, LLC, BORDEN DAIRY	FOOD	86,436.43
12/16/2021	NOBLE, BILLIE	DEFERRED REVENUE	96.75
12/16/2021	ON THE BORDER	MISCELLANEOUS OPERATING COSTS	8,478.48
12/16/2021	PASCO BROKERAGE, INC	FURNITURE, EQUIPMENT & SOFTWARE	44,216.14
12/16/2021	PEREIRA, SALAYNA	TRAVEL, TRAINING & SUBSISTENCE	133.80
12/16/2021	SMART MOUTH FOODS	FOOD	10,772.89
12/16/2021	TRAN, HEATHER	DEFERRED REVENUE	20.00
12/16/2021	VERITIV OPERATING CO.	INVENTORY - WAREHOUSE SUPPLIES	25,460.19
12/16/2021	WALLACE PACKAGING, LLC	INVENTORY - WAREHOUSE SUPPLIES	12,042.00
		240 - CHILD NUTRITION FUND	866,612.59
255 - TITLE II, PART A: TEA/PRIN TRA			
12/2/2021	REGION 4 ESC	EDUCATION SERVICE CENTER SERVI	800.00
12/7/2021	TRS	TEACHER RETIREMENT	4,014.55
		255 - TITLE II, PART A: TEA/PRIN TRA	4,814.55
263 - TITLE III, PART A, LIMITED ENG			
12/7/2021	ISTATION	COMPUTER SOFTWARE	8,379.00
12/7/2021	TRS	TEACHER RETIREMENT	549.62
12/9/2021	REALLY GOOD STUFF, LLC	READING/REF MATERIALS/DATABASE	4,041.08
		263 - TITLE III, PART A, LIMITED ENG	12,969.70
265 - 21ST CENTURY GRANT			
12/7/2021	TRS	TEACHER RETIREMENT	9,110.39
12/9/2021	THE WELMAN PROJECT	MISCELLANEOUS OPERATING COSTS	1,080.00
12/17/2021	SCHOOL SPECIALTY, LLC	GENERAL SUPPLIES	118.09
		265 - 21ST CENTURY GRANT	10,308.48
282 - ESSER III / AIR FORCE JR ROTC			
12/2/2021	PROJECT LEAD THE WAY	GENERAL SUPPLIES	163.00
12/7/2021	TRS	TEACHER RETIREMENT	3,173.73
12/17/2021	CDW GOVERNMENT	COMPUTER SOFTWARE	15,439.14
12/17/2021	CDW GOVERNMENT	MISCELLANEOUS CONTRACTED SERVIC	6,050.22
12/17/2021	CDW GOVERNMENT	TECHNOLOGY EQUIPMENT<\$5000	151,110.64
12/17/2021	PROJECT LEAD THE WAY	GENERAL SUPPLIES	6,727.69
12/17/2021	PROJECT LEAD THE WAY	OTHER EQUIPMENT<\$5000	577.81
		282 - ESSER III / AIR FORCE JR ROTC	183,242.23
289 - LEP PROGRAM			
12/7/2021	TRS	TEACHER RETIREMENT	1,083.25
12/15/2021	LEGO EDUCATION	TECHNOLOGY EQUIPMENT<\$5000	10,366.00
		289 - LEP PROGRAM	11,449.25
410 - STATE TEXTBOOK FUND			
12/2/2021	MENTORING MINDS, LP	TEXTBOOKS	13,972.20
12/9/2021	DELCOM GROUP LP	COMPUTER SOFTWARE	43.88
12/9/2021	DELCOM GROUP LP	MISCELLANEOUS CONTRACTED SERVIC	11.50
12/9/2021	DELCOM GROUP LP	TECHNOLOGY EQUIPMENT<\$5000	540.96
		410 - STATE TEXTBOOK FUND	14,568.54
429 - LAW ENFORCEMENT STANDARDS EDUC			
12/7/2021	TRS	TEACHER RETIREMENT	44.55
12/15/2021	TARRANT COUNTY COLLEGE - NORTHWEST (TRAVEL, TRAINING & SUBSISTENCE	25.00

MANSFIELD INDEPENDENT SCHOOL DISTRICT

Fund Disbursement Report for 12/1/2021 through 12/31/2021

<u>DATE PAID</u>	<u>NAME</u>	<u>ITEM DESCRIPTION</u>	<u>AMOUNT</u>
		429 - LAW ENFORCEMENT STANDARDS	69.55
461 - GOVERNMENT ACTIVITY FUND			
12/2/2021	AIRGAS NATIONAL CARBONATION	GENERAL SUPPLIES	363.64
12/2/2021	AIRGAS NATIONAL CARBONATION	RENTALS-OPERATING LEASES	136.36
12/2/2021	ARLINGTON SKATIUM	TRAVEL AND SUBSISTENCE - STUDE	972.00
12/2/2021	CASH COW FUNDRAISING LLC	MISCELLANEOUS OPERATING COSTS	3,564.19
12/2/2021	DEMCO INC	GENERAL SUPPLIES	259.88
12/2/2021	DOMINO'S PIZZA PARENT COMPANY	MISCELLANEOUS OPERATING COSTS	250.93
12/2/2021	DREAM RANCH OFFICE SUPPLIES	GENERAL SUPPLIES	533.75
12/2/2021	FIRST IN TEXAS	TRAVEL AND SUBSISTENCE - STUDE	125.00
12/2/2021	FOLLETT SCHOOL SOLUTIONS, INC	READING/REF MATERIALS/DATABASE	69.39
12/2/2021	HOME DEPOT	GENERAL SUPPLIES	195.96
12/2/2021	LEGENDS HOSPITALITY, LLC.	TRAVEL AND SUBSISTENCE - NON-E	120.00
12/2/2021	LEGENDS HOSPITALITY, LLC.	TRAVEL AND SUBSISTENCE - STUDE	405.00
12/2/2021	MATTHEWS OFFICE SUPPLY	MISCELLANEOUS OPERATING COSTS	191.13
12/2/2021	ORIENTAL TRADING COMPANY, INC	MISCELLANEOUS OPERATING COSTS	444.10
12/2/2021	PENDER'S MUSIC COMPANY	GENERAL SUPPLIES	563.00
12/2/2021	REGION 11 ESC	COMPUTER SOFTWARE	2,895.00
12/2/2021	SCARBOROUGH SPECIALTIES, INC	MISCELLANEOUS OPERATING COSTS	2,720.00
12/2/2021	SCHOOL SPECIALTY, LLC	GENERAL SUPPLIES	105.36
12/2/2021	SPIRIT WORX	MISCELLANEOUS OPERATING COSTS	756.10
12/2/2021	SPRING CREEK BARBEQUE #2 LTD	MISCELLANEOUS OPERATING COSTS	173.50
12/2/2021	STAPLES ADVANTAGE	GENERAL SUPPLIES	94.55
12/2/2021	TUXEDO CONNECT LLC	MISCELLANEOUS OPERATING COSTS	1,548.00
12/7/2021	AIR JUMP, INC	RENTALS-OPERATING LEASES	405.53
12/7/2021	ASEL ART SUPPLY, INC	GENERAL SUPPLIES	440.40
12/7/2021	AWARD CENTER	MISCELLANEOUS OPERATING COSTS	15.56
12/7/2021	BARNES & NOBLE BOOKSELLERS INC	READING/REF MATERIALS/DATABASE	308.52
12/7/2021	BATHISH, SUSAN	OTHER REVENUES FROM LOCAL SOUR	50.00
12/7/2021	BEN E. KEITH COMPANY	MISCELLANEOUS OPERATING COSTS	184.30
12/7/2021	BERKNER HIGH SCHOOL BOOSTER CLUB, INC	TRAVEL AND SUBSISTENCE - STUDE	450.00
12/7/2021	BLICK ART MATERIALS,LLC	GENERAL SUPPLIES	2,300.11
12/7/2021	CLEBURNE ISD ATHLETICS	TRAVEL AND SUBSISTENCE - STUDE	400.00
12/7/2021	DALLAS HERITAGE VILLAGE	TRAVEL AND SUBSISTENCE - STUDE	395.00
12/7/2021	ENTERPRISE LEASING - TEXAS	TRAVEL AND SUBSISTENCE - STUDE	552.00
12/7/2021	EPIC SPORTS, INC.	GENERAL SUPPLIES	714.13
12/7/2021	EXPLORELEARNING, LLC	COMPUTER SOFTWARE	3,295.00
12/7/2021	EZUKANMA, OBIANUJU	OTHER REVENUES FROM LOCAL SOUR	50.00
12/7/2021	FANTABULOUS FUNDRAISING	MISCELLANEOUS OPERATING COSTS	1,160.20
12/7/2021	FASTSIGNS 10303	MISCELLANEOUS CONTRACTED SERVIC	750.00
12/7/2021	FOLLETT SCHOOL SOLUTIONS, INC	READING/REF MATERIALS/DATABASE	146.05
12/7/2021	GASTON, GWENDOLYN	OTHER REVENUES FROM LOCAL SOUR	130.00
12/7/2021	GENUINE PARTS COMPANY-NAPA	GENERAL SUPPLIES	51.90
12/7/2021	GOPHER SPORT	GENERAL SUPPLIES	131.80
12/7/2021	GOT SPIRIT?	MISCELLANEOUS OPERATING COSTS	1,306.75
12/7/2021	GREEN, AMBER	OTHER REVENUES FROM LOCAL SOUR	47.99
12/7/2021	HOME DEPOT	GENERAL SUPPLIES	390.49
12/7/2021	JOSHUA ISD ATHLETICS	TRAVEL AND SUBSISTENCE - STUDE	300.00
12/7/2021	KENNEDALE ISD ATHLETICS	TRAVEL AND SUBSISTENCE - STUDE	1,200.00
12/7/2021	MAMA'S PIZZA	MISCELLANEOUS OPERATING COSTS	131.88
12/7/2021	MANSFIELD ISD TIMBERVIEW ATHLETIC BOO:	TRAVEL AND SUBSISTENCE - STUDE	3,050.00
12/7/2021	MANSFIELD ISD LAKE RIDGE ATHLETIC BOOS	TRAVEL AND SUBSISTENCE - STUDE	2,000.00
12/7/2021	MCALISTER'S DELI - THE SAXTON GROUP	MISCELLANEOUS OPERATING COSTS	279.60
12/7/2021	MIDWESTERN STATE UNIVERSITY	TRAVEL AND SUBSISTENCE - STUDE	250.00
12/7/2021	MUSIC AND ARTS CENTER - ATTN: ACCOUNTS	CONTRACTED MAINTENANCE AND REP	393.50

MANSFIELD INDEPENDENT SCHOOL DISTRICT

Fund Disbursement Report for 12/1/2021 through 12/31/2021

<u>DATE PAID</u>	<u>NAME</u>	<u>ITEM DESCRIPTION</u>	<u>AMOUNT</u>
461 - GOVERNMENT ACTIVITY FUND			
12/7/2021	NEWBART PRODUCTS	GENERAL SUPPLIES	1,845.98
12/7/2021	ON THE BORDER	MISCELLANEOUS OPERATING COSTS	4,596.87
12/7/2021	PRECISION BUSINESS MACHINES, INC	GENERAL SUPPLIES	367.55
12/7/2021	RUBIO, RODRIGO	OTHER REVENUES FROM LOCAL SOUR	220.00
12/7/2021	SCHOLASTIC BOOK FAIRS	MISCELLANEOUS OPERATING COSTS	6,186.00
12/7/2021	SCHOOL DATEBOOKS	GENERAL SUPPLIES	1,883.00
12/7/2021	SPRING CREEK BARBEQUE #2 LTD	MISCELLANEOUS OPERATING COSTS	1,075.50
12/7/2021	STAGE ACCENTS	MISCELLANEOUS OPERATING COSTS	182.00
12/7/2021	STAPLES ADVANTAGE	MISCELLANEOUS OPERATING COSTS	64.39
12/7/2021	SYSCO NORTH TEXAS DIVISION OF SYSCO U	GENERAL SUPPLIES	118.16
12/7/2021	SYSCO NORTH TEXAS DIVISION OF SYSCO U	MISCELLANEOUS OPERATING COSTS	265.88
12/7/2021	TEXAS ASSOC OF STUDENT COUNCILS	MISCELLANEOUS OPERATING COSTS	85.00
12/7/2021	TEXAS BOOK DISTRIBUTION, LLC	MISCELLANEOUS OPERATING COSTS	53.95
12/7/2021	TRS	TEACHER RETIREMENT	3.34
12/9/2021	AWARD CENTER	MISCELLANEOUS OPERATING COSTS	29.36
12/9/2021	BOYDSTUN, BRIAN	TRAVEL, TRAINING & SUBSISTENCE	170.24
12/9/2021	CICI'S PIZZA #412 WALNUT CREEK	MISCELLANEOUS OPERATING COSTS	366.28
12/9/2021	DELCOM GROUP LP	TECHNOLOGY EQUIPMENT<\$5000	491.59
12/9/2021	DEMCO INC	GENERAL SUPPLIES	150.18
12/9/2021	DOMINO'S PIZZA PARENT COMPANY	MISCELLANEOUS OPERATING COSTS	21.96
12/9/2021	DREAM RANCH OFFICE SUPPLIES	GENERAL SUPPLIES	68.72
12/9/2021	ELLIS, DAVID	TRAVEL, TRAINING & SUBSISTENCE	170.24
12/9/2021	FANTABULOUS FUNDRAISING	MISCELLANEOUS OPERATING COSTS	809.60
12/9/2021	FOLLETT SCHOOL SOLUTIONS, INC	READING/REF MATERIALS/DATABASE	110.28
12/9/2021	GOLDEN CORRAL	TRAVEL AND SUBSISTENCE - NON-E	352.50
12/9/2021	GOLDEN CORRAL	TRAVEL AND SUBSISTENCE - STUDE	638.50
12/9/2021	HOME DEPOT	GENERAL SUPPLIES	81.79
12/9/2021	JAQUEZ, MELISSA	OTHER REVENUES FROM LOCAL SOUR	25.00
12/9/2021	LEGOLAND DISCOVERY CENTER DFW	TRAVEL AND SUBSISTENCE - NON-E	150.00
12/9/2021	LEGOLAND DISCOVERY CENTER DFW	TRAVEL AND SUBSISTENCE - STUDE	448.00
12/9/2021	MANSFIELD OIL COMPANY	TRAVEL AND SUBSISTENCE - STUDE	787.62
12/9/2021	MUSIC THEATRE INTERNATIONAL	GENERAL SUPPLIES	735.00
12/9/2021	ON THE BORDER	MISCELLANEOUS OPERATING COSTS	1,466.74
12/9/2021	ORIENTAL TRADING COMPANY, INC	GENERAL SUPPLIES	28.28
12/9/2021	SCHOLASTIC BOOK FAIRS	MISCELLANEOUS OPERATING COSTS	6,657.73
12/9/2021	SCHOOL SPECIALTY, LLC	GENERAL SUPPLIES	880.78
12/9/2021	STAPLES ADVANTAGE	GENERAL SUPPLIES	236.02
12/9/2021	SWANK MOVIE LICENSING USA	MISCELLANEOUS OPERATING COSTS	552.00
12/9/2021	TADDY, REGINA	OTHER REVENUES FROM LOCAL SOUR	20.00
12/15/2021	BABE'S CHICKEN DINNER HOUSE, CEDAR HIL	MISCELLANEOUS OPERATING COSTS	731.00
12/15/2021	BANDWAGON MUSIC STORE & REPAIR (THE)	CONTRACTED MAINTENANCE AND REP	250.00
12/15/2021	BOOSTER ENTERPRISES INC	MISCELLANEOUS OPERATING COSTS	2,000.00
12/15/2021	BULL MARKET PROMOTIONS LLC	MISCELLANEOUS OPERATING COSTS	254.76
12/15/2021	CICI'S PIZZA #412 WALNUT CREEK	MISCELLANEOUS OPERATING COSTS	162.00
12/15/2021	CITIBANK	COMPUTER SOFTWARE	97.20
12/15/2021	CITIBANK	GENERAL SUPPLIES	1,098.97
12/15/2021	CITIBANK	MISCELLANEOUS OPERATING COSTS	4,990.70
12/15/2021	CITIBANK	TRAVEL AND SUBSISTENCE - STUDE	9,754.84
12/15/2021	COLLEGE BOARD, THE	TESTING MATERIALS	104.00
12/15/2021	DEMCO INC	GENERAL SUPPLIES	473.98
12/15/2021	DUNCANVILLE ISD ATHLETICS	TRAVEL AND SUBSISTENCE - STUDE	50.00
12/15/2021	ENTERPRISE LEASING - TEXAS	TRAVEL AND SUBSISTENCE - STUDE	396.00
12/15/2021	FOLLETT SCHOOL SOLUTIONS, INC	READING/REF MATERIALS/DATABASE	1,022.59
12/15/2021	GENUINE PARTS COMPANY-NAPA	GENERAL SUPPLIES	459.70
12/15/2021	GEORGETOWN ISD	TRAVEL AND SUBSISTENCE - STUDE	475.00

MANSFIELD INDEPENDENT SCHOOL DISTRICT

Fund Disbursement Report for 12/1/2021 through 12/31/2021

<u>DATE PAID</u>	<u>NAME</u>	<u>ITEM DESCRIPTION</u>	<u>AMOUNT</u>
461 - GOVERNMENT ACTIVITY FUND			
12/15/2021	GOLDEN CORRAL	TRAVEL AND SUBSISTENCE - NON-E	329.00
12/15/2021	GOLDEN CORRAL	TRAVEL AND SUBSISTENCE - STUDE	638.50
12/15/2021	GOT SPIRIT?	MISCELLANEOUS OPERATING COSTS	180.00
12/15/2021	GRAPEVINE MIDDLE SCHOOL ATHLETIC BOO:	TRAVEL AND SUBSISTENCE - STUDE	400.00
12/15/2021	GRAPHICS STORE LLC	MISCELLANEOUS OPERATING COSTS	1,600.20
12/15/2021	HEB ISD - L.D.BELL HS	TRAVEL AND SUBSISTENCE - STUDE	500.00
12/15/2021	HEXCO, INC.	GENERAL SUPPLIES	233.50
12/15/2021	LA MADELEINE OF TEXAS LLC	MISCELLANEOUS OPERATING COSTS	585.00
12/15/2021	ON THE BORDER	MISCELLANEOUS OPERATING COSTS	2,497.64
12/15/2021	ORIENTAL TRADING COMPANY, INC	GENERAL SUPPLIES	303.07
12/15/2021	ORIENTAL TRADING COMPANY, INC	MISCELLANEOUS OPERATING COSTS	334.39
12/15/2021	ROTAN, DUSTIN	OTHER REVENUES FROM LOCAL SOUR	95.00
12/15/2021	SCHOLASTIC INC	MISCELLANEOUS OPERATING COSTS	999.49
12/15/2021	SCHOLASTIC BOOK FAIRS	MISCELLANEOUS OPERATING COSTS	139.77
12/15/2021	STAPLES ADVANTAGE	GENERAL SUPPLIES	46.98
12/15/2021	STEWART, CEDRIC	OTHER REVENUES FROM LOCAL SOUR	25.00
12/15/2021	SYSCO NORTH TEXAS DIVISION OF SYSCO U	GENERAL SUPPLIES	151.12
12/15/2021	SYSCO NORTH TEXAS DIVISION OF SYSCO U	MISCELLANEOUS OPERATING COSTS	340.01
12/15/2021	UTA TICKETS	TRAVEL AND SUBSISTENCE - STUDE	308.00
12/15/2021	WESTERN HILLS HIGH SCHOOL	TRAVEL AND SUBSISTENCE - STUDE	335.00
12/17/2021	ACE MART RESTAURANT SUPPLY COMPANY	MISCELLANEOUS OPERATING COSTS	50.00
12/17/2021	BLICK ART MATERIALS,LLC	GENERAL SUPPLIES	103.50
12/17/2021	CHICK-FIL-A #03011, E BROAD STREET	MISCELLANEOUS OPERATING COSTS	322.00
12/17/2021	CICI'S PIZZA #412 WALNUT CREEK	MISCELLANEOUS OPERATING COSTS	686.00
12/17/2021	DOMINO'S PIZZA PARENT COMPANY	MISCELLANEOUS OPERATING COSTS	80.00
12/17/2021	GEORGETOWN ISD	TRAVEL AND SUBSISTENCE - STUDE	25.00
12/17/2021	GOT SPIRIT?	MISCELLANEOUS OPERATING COSTS	1,956.75
12/17/2021	JJ AND ME INC.	GENERAL SUPPLIES	150.00
12/17/2021	MAMA MOORE'S CONCESSIONS, LLC	MISCELLANEOUS OPERATING COSTS	181.80
12/17/2021	MANSFIELD ISD MHS ATHLETIC BOOSTER CL	TRAVEL AND SUBSISTENCE - STUDE	3,000.00
12/17/2021	MANSFIELD ISD LAKE RIDGE ATHLETIC BOOS	TRAVEL AND SUBSISTENCE - STUDE	3,000.00
12/17/2021	ON THE BORDER	MISCELLANEOUS OPERATING COSTS	667.14
12/17/2021	PEROT MUSEUM OF NATURE AND SCIENCE	TRAVEL AND SUBSISTENCE - STUDE	1,628.00
12/17/2021	REGION 4 ESC	EDUCATION SERVICE CENTER SERVI	295.00
12/17/2021	SCHOLASTIC BOOK FAIRS	MISCELLANEOUS OPERATING COSTS	2,054.75
12/17/2021	SOULMAN'S BAR-B-QUE, LLC	MISCELLANEOUS OPERATING COSTS	280.00
12/17/2021	STAPLES ADVANTAGE	GENERAL SUPPLIES	-148.89
12/17/2021	SWANK MOVIE LICENSING USA	MISCELLANEOUS OPERATING COSTS	551.00
12/17/2021	TEXAS BOOK DISTRIBUTION, LLC	READING/REF MATERIALS/DATABASE	424.91
12/17/2021	TWISTY DONUT	MISCELLANEOUS OPERATING COSTS	43.00
461 - GOVERNMENT ACTIVITY FUND			117,875.95
492 - FALL 2011 EDUCATION FOUND GRAN			
12/2/2021	SCHOOL SPECIALTY, LLC	GENERAL SUPPLIES	192.94
12/7/2021	HOME DEPOT	GENERAL SUPPLIES	172.50
12/7/2021	SCHOOL SPECIALTY, LLC	GENERAL SUPPLIES	28.80
12/15/2021	APPLE COMPUTERS, INC	COMPUTER SOFTWARE	248.99
12/15/2021	APPLE COMPUTERS, INC	TECHNOLOGY EQUIPMENT<\$5000	1,237.01
12/15/2021	CITIBANK	GENERAL SUPPLIES	770.37
12/15/2021	HAND2MIND, INC.	GENERAL SUPPLIES	475.92
12/15/2021	HOME DEPOT	GENERAL SUPPLIES	160.38
12/15/2021	LEGO EDUCATION	TECHNOLOGY EQUIPMENT<\$5000	3,400.00
12/17/2021	BARNES & NOBLE BOOKSELLERS INC	READING/REF MATERIALS/DATABASE	4,474.65
492 - FALL 2011 EDUCATION FOUND GF			11,161.56

MANSFIELD INDEPENDENT SCHOOL DISTRICT

Fund Disbursement Report for 12/1/2021 through 12/31/2021

<u>DATE PAID</u>	<u>NAME</u>	<u>ITEM DESCRIPTION</u>	<u>AMOUNT</u>
599 - DEBT SERVICE FUND			
12/2/2021	UMB BANK, N.A.	OTHER DEBT SERVICE FEES	1,060.00
12/15/2021	UMB BANK, N.A.	OTHER DEBT SERVICE FEES	1,060.00
		599 - DEBT SERVICE FUND	2,120.00
611 - 2011 BOND PROGRAM			
12/15/2021	ELECTRO ACOUSTICS & VIDEO, INC	BUILDING PURCHASE, CONSTRUCTIO	197,085.31
		611 - 2011 BOND PROGRAM	197,085.31
617 - 2017 BOND PROGRAM			
12/2/2021	ALUMINUM ATHLETIC EQUIPMENT COMPANY	FURNITURE	23,534.50
12/2/2021	ALUMINUM ATHLETIC EQUIPMENT COMPANY	FURNITURE, EQUIPMENT & SOFTWAR	16,570.00
12/2/2021	HUCKABEE AND ASSOCIATES, INC	BUILDING PURCHASE, CONSTRUCTIO	23,687.71
12/2/2021	JACOBS PROJECT MANAGEMENT CO.	CONSULTING SERVICES	28,000.00
12/2/2021	LEE LEWIS CONSTRUCTION, INC	BUILDING PURCHASE, CONSTRUCTIO	208,341.89
12/2/2021	POGUE CONSTRUCTION CO., LP	BUILDING PURCHASE, CONSTRUCTIO	1,815.00
12/7/2021	HOME DEPOT	BUILDING PURCHASE, CONSTRUCTIO	1,214.64
12/7/2021	LONE STAR FURNISHINGS, LLC	FURNITURE	234,963.22
12/7/2021	MBM FINANCIAL INTERESTS, LP	RENTALS-OPERATING LEASES	573.00
12/7/2021	TRS	TEACHER RETIREMENT	418.37
12/9/2021	CDW GOVERNMENT	BUILDING PURCHASE, CONSTRUCTIO	13,599.00
12/9/2021	CDW GOVERNMENT	COMPUTER SOFTWARE	778.32
12/9/2021	CDW GOVERNMENT	TECHNOLOGY EQUIPMENT<\$5000	3,381.27
12/9/2021	DELCOM GROUP LP	FURNITURE, EQUIPMENT & SOFTWAR	7,537.27
12/9/2021	GLOBAL SIGNS, INC	BUILDING PURCHASE, CONSTRUCTIO	4,252.50
12/15/2021	CARDINAL'S SPORTS CENTER INC	FURNITURE	704.00
12/15/2021	ELECTRA LINK, INC	BUILDING PURCHASE, CONSTRUCTIO	69,010.24
12/15/2021	ELECTRO ACOUSTICS & VIDEO, INC	BUILDING PURCHASE, CONSTRUCTIO	88,715.74
12/15/2021	GLOBAL ASSET	TECHNOLOGY EQUIPMENT<\$5000	756.00
12/15/2021	R L TOWNSEND & ASSOCIATES LLC	AUDIT SERVICES	4,562.50
12/17/2021	CARDINAL'S SPORTS CENTER INC	FURNITURE	290.00
12/17/2021	LEE LEWIS CONSTRUCTION, INC	BUILDING PURCHASE, CONSTRUCTIO	242,730.70
12/17/2021	POGUE CONSTRUCTION CO., LP	BUILDING PURCHASE, CONSTRUCTIO	1,746,137.96
		617 - 2017 BOND PROGRAM	2,721,573.83
711 - DAY CARE			
12/7/2021	MBM FINANCIAL INTERESTS, LP	RENTALS-OPERATING LEASES	330.00
12/7/2021	ORIENTAL TRADING COMPANY, INC	GENERAL SUPPLIES	91.36
12/7/2021	TRS	TEACHER RETIREMENT	5,250.45
12/9/2021	DREAM RANCH OFFICE SUPPLIES	GENERAL SUPPLIES	935.00
12/9/2021	ORIENTAL TRADING COMPANY, INC	GENERAL SUPPLIES	123.04
12/9/2021	ULINE	GENERAL SUPPLIES	1,950.00
12/9/2021	WESTERN - BRW PAPER CO, OVOL USA	GENERAL SUPPLIES	1,095.60
12/9/2021	WILLIAM V. MACGILL & CO.	GENERAL SUPPLIES	51.53
12/15/2021	CDW GOVERNMENT	TECHNOLOGY EQUIPMENT<\$5000	52.06
12/15/2021	CICI'S PIZZA #412 WALNUT CREEK	MISCELLANEOUS OPERATING COSTS	195.00
12/15/2021	CITIBANK	GENERAL SUPPLIES	118.09
12/15/2021	CITIBANK	MISCELLANEOUS OPERATING COSTS	396.03
12/15/2021	LAKESHORE LEARNING MATERIALS	FURNITURE	455.05
12/15/2021	LAKESHORE LEARNING MATERIALS	GENERAL SUPPLIES	435.10
12/15/2021	ORIENTAL TRADING COMPANY, INC	GENERAL SUPPLIES	42.50
12/15/2021	SCHOOL SPECIALTY, LLC	GENERAL SUPPLIES	487.77
12/17/2021	BOOST COLLABORATIVE, BOOST CONFERNC	TRAVEL, TRAINING & SUBSISTENCE	1,080.00
12/17/2021	COWBOY PARTY RENTALS	RENTALS-OPERATING LEASES	265.00
12/17/2021	JOLLY OL' SAINT NICK, STAUTZENBERG	MISCELLANEOUS CONTRACTED SERVIC	300.00

MANSFIELD INDEPENDENT SCHOOL DISTRICT

Fund Disbursement Report for 12/1/2021 through 12/31/2021

<u>DATE PAID</u>	<u>NAME</u>	<u>ITEM DESCRIPTION</u>	<u>AMOUNT</u>
711 - DAY CARE			
12/17/2021	SCHOOL SPECIALTY, LLC	GENERAL SUPPLIES	179.40
		711 - DAY CARE	13,832.98
712 - NATATORIUM			
12/2/2021	CHICK-FIL-A #03011, E BROAD STREET	MISCELLANEOUS OPERATING COSTS	136.30
12/2/2021	DOMINO'S PIZZA PARENT COMPANY	MISCELLANEOUS OPERATING COSTS	673.99
12/2/2021	FUZZY'S, TACO SHOP	MISCELLANEOUS OPERATING COSTS	234.20
12/2/2021	JERSEY MIKE'S SUB'S	MISCELLANEOUS OPERATING COSTS	300.00
12/2/2021	LESLIE'S SWIMMING POOL SUPPLIES	GENERAL SUPPLIES	960.33
12/2/2021	MCALISTER'S DELI - THE SAXTON GROUP	MISCELLANEOUS OPERATING COSTS	524.76
12/2/2021	MOUNTJOY POOL AQUATIC SOLUTIONS LLC	CONTRACTED MAINTENANCE AND REP	2,800.00
12/2/2021	RELIANT METRO CARBONATION, LLC	GENERAL SUPPLIES	193.00
12/7/2021	CITY OF MANSFIELD	UTILITIES - WATER	2,319.47
12/7/2021	MBM FINANCIAL INTERESTS, LP	RENTALS-OPERATING LEASES	360.00
12/7/2021	TRS	TEACHER RETIREMENT	475.08
12/7/2021	TXU ENERGY RETAIL COMPANY LLC, VISTRA	UTILITIES - ELECTRICITY	10,928.34
12/9/2021	COLORADO TIME SYSTEMS, EVERLAST CLIM	FURNITURE, EQUIPMENT & SOFTWAR	149,663.55
12/9/2021	COLORADO TIME SYSTEMS, EVERLAST CLIM	MISCELLANEOUSCONTRACTED SERVIC	7,336.45
12/9/2021	D & J SPORTS	GENERAL SUPPLIES	1,411.00
12/9/2021	JASON'S DELI, MANSFIELD	MISCELLANEOUS OPERATING COSTS	183.75
12/9/2021	MID-CITIES ARLINGTON SWIMMING	MISCELLANEOUS OPERATING COSTS	4,506.00
12/9/2021	RELIANT METRO CARBONATION, LLC	GENERAL SUPPLIES	175.40
12/15/2021	CITIBANK	MISCELLANEOUS OPERATING COSTS	3,014.14
		712 - NATATORIUM	186,195.76
826 - UIL			
12/2/2021	AWARDS 4 WINNERS	OTHER RECEIVABLES	262.00
12/2/2021	BARRETT, RAYMOND	MISCELLANEOUSCONTRACTED SERVIC	70.00
12/2/2021	BOWDEN, RUSTY	MISCELLANEOUSCONTRACTED SERVIC	120.00
12/2/2021	CARAWAY, CELSI	MISCELLANEOUSCONTRACTED SERVIC	70.00
12/2/2021	COLEMAN, SAMUEL	MISCELLANEOUSCONTRACTED SERVIC	65.00
12/2/2021	DENBOW, RANDALL	MISCELLANEOUSCONTRACTED SERVIC	70.00
12/2/2021	GOBEN, STEVEN	OTHER RECEIVABLES	125.00
12/2/2021	HOLMES, DEBRA	MISCELLANEOUSCONTRACTED SERVIC	70.00
12/2/2021	HOLMES, GREGORY	MISCELLANEOUSCONTRACTED SERVIC	65.00
12/2/2021	JACKSON, DUANE	MISCELLANEOUSCONTRACTED SERVIC	65.00
12/2/2021	JOHNSON, RODRICK	MISCELLANEOUSCONTRACTED SERVIC	75.00
12/2/2021	JOHNSON, SHANNON	MISCELLANEOUSCONTRACTED SERVIC	70.00
12/2/2021	JOHNSON, TERRANCE	MISCELLANEOUSCONTRACTED SERVIC	60.00
12/2/2021	LANE, UNA	MISCELLANEOUSCONTRACTED SERVIC	50.00
12/2/2021	LANGFORD, JOSEPH	MISCELLANEOUSCONTRACTED SERVIC	120.00
12/2/2021	LAWS, BRANDON	MISCELLANEOUSCONTRACTED SERVIC	70.00
12/2/2021	MAILLOUX, TREASURE	MISCELLANEOUSCONTRACTED SERVIC	65.00
12/2/2021	MAILLOUX, TREASURE	MISCELLANEOUSCONTRACTED SERVIC	70.00
12/2/2021	MANLEY, DURWOOD	MISCELLANEOUSCONTRACTED SERVIC	240.00
12/2/2021	MCLAIN, ROD	MISCELLANEOUSCONTRACTED SERVIC	120.00
12/2/2021	MIRALRIO, MARIA	MISCELLANEOUSCONTRACTED SERVIC	70.00
12/2/2021	NUGENT, DAVID	MISCELLANEOUSCONTRACTED SERVIC	70.00
12/2/2021	PARKER, ROGER	MISCELLANEOUSCONTRACTED SERVIC	70.00
12/2/2021	RASBERRY, SHAWN	MISCELLANEOUSCONTRACTED SERVIC	120.00
12/2/2021	SMITH, RODRICK	MISCELLANEOUSCONTRACTED SERVIC	110.00
12/2/2021	STERNBERG, JOHN	MISCELLANEOUSCONTRACTED SERVIC	70.00
12/2/2021	STERNBERG, JOYCE	MISCELLANEOUSCONTRACTED SERVIC	70.00
12/2/2021	STEWART, SHANN	MISCELLANEOUSCONTRACTED SERVIC	105.00
12/2/2021	YARBROUGH, KEVIN	MISCELLANEOUSCONTRACTED SERVIC	120.00

MANSFIELD INDEPENDENT SCHOOL DISTRICT

Fund Disbursement Report for 12/1/2021 through 12/31/2021

<u>DATE PAID</u>	<u>NAME</u>	<u>ITEM DESCRIPTION</u>	<u>AMOUNT</u>
826 - UIL			
12/7/2021	BARRETT, RAYMOND	MISCELLANEOUSCONTRACTED SERVIC	70.00
12/7/2021	BELL, KEVIN	MISCELLANEOUSCONTRACTED SERVIC	110.00
12/7/2021	BRITTENUM, BRYSON	MISCELLANEOUSCONTRACTED SERVIC	110.00
12/7/2021	BRUCK, JASON	MISCELLANEOUSCONTRACTED SERVIC	110.00
12/7/2021	BURKE, RONALD	MISCELLANEOUSCONTRACTED SERVIC	105.00
12/7/2021	CARAWAY, CELSI	MISCELLANEOUSCONTRACTED SERVIC	70.00
12/7/2021	CHAMBERS, DONTAE	MISCELLANEOUSCONTRACTED SERVIC	60.00
12/7/2021	CLEGG, MONTY	MISCELLANEOUSCONTRACTED SERVIC	85.00
12/7/2021	DAWSON, MARCUS	MISCELLANEOUSCONTRACTED SERVIC	70.00
12/7/2021	DENBOW, RANDALL	MISCELLANEOUSCONTRACTED SERVIC	70.00
12/7/2021	GASSAWAY, WYATT	MISCELLANEOUSCONTRACTED SERVIC	175.00
12/7/2021	GLENN, RILEY	MISCELLANEOUSCONTRACTED SERVIC	110.00
12/7/2021	GOMEZ, RICARDO	MISCELLANEOUSCONTRACTED SERVIC	70.00
12/7/2021	GUNTER, KAREN	MISCELLANEOUSCONTRACTED SERVIC	65.00
12/7/2021	HARGIS, CHERYL	MISCELLANEOUSCONTRACTED SERVIC	70.00
12/7/2021	HARGIS, LATOYA	MISCELLANEOUSCONTRACTED SERVIC	70.00
12/7/2021	HOLMES, DEBRA	MISCELLANEOUSCONTRACTED SERVIC	70.00
12/7/2021	HOWELL, PATRICK	MISCELLANEOUSCONTRACTED SERVIC	65.00
12/7/2021	JACKSON, BRAYLEN	MISCELLANEOUSCONTRACTED SERVIC	65.00
12/7/2021	JOHNSON, RODRICK	MISCELLANEOUSCONTRACTED SERVIC	70.00
12/7/2021	JOHNSON, TERRANCE	MISCELLANEOUSCONTRACTED SERVIC	60.00
12/7/2021	KRESS, MATHEW	MISCELLANEOUSCONTRACTED SERVIC	175.00
12/7/2021	LANE, UNA	MISCELLANEOUSCONTRACTED SERVIC	50.00
12/7/2021	MAILLOUX, TREASURE	MISCELLANEOUSCONTRACTED SERVIC	70.00
12/7/2021	MILLER, DWIGHT	MISCELLANEOUSCONTRACTED SERVIC	110.00
12/7/2021	MIRALRIO, MARIA	MISCELLANEOUSCONTRACTED SERVIC	70.00
12/7/2021	MOLINAR, MICHAEL	MISCELLANEOUSCONTRACTED SERVIC	65.00
12/7/2021	OLEKSY, BRETT	MISCELLANEOUSCONTRACTED SERVIC	175.00
12/7/2021	PADILLA, KIERIN	MISCELLANEOUSCONTRACTED SERVIC	150.00
12/7/2021	PARKER, ROGER	MISCELLANEOUSCONTRACTED SERVIC	70.00
12/7/2021	RHODES, STEPHEN	MISCELLANEOUSCONTRACTED SERVIC	65.00
12/7/2021	SCIFRES, RYAN	MISCELLANEOUSCONTRACTED SERVIC	150.00
12/7/2021	SIEVERT, TYLER	MISCELLANEOUSCONTRACTED SERVIC	110.00
12/7/2021	SLIM CHICKENS MANSFIELD	MISCELLANEOUS OPERATING COSTS	558.84
12/7/2021	SMITH, KAYLEE	MISCELLANEOUSCONTRACTED SERVIC	70.00
12/7/2021	SMITH, RODRICK	MISCELLANEOUSCONTRACTED SERVIC	760.00
12/7/2021	STERNBERG, JOYCE	MISCELLANEOUSCONTRACTED SERVIC	70.00
12/7/2021	STEWART, SHANN	MISCELLANEOUSCONTRACTED SERVIC	105.00
12/7/2021	STRAUSE, LAURA	MISCELLANEOUSCONTRACTED SERVIC	70.00
12/7/2021	TEAL, ROY	MISCELLANEOUSCONTRACTED SERVIC	110.00
12/7/2021	TRS	TEACHER RETIREMENT	173.92
12/7/2021	VENTRCA, JACK	MISCELLANEOUSCONTRACTED SERVIC	175.00
12/7/2021	WOLBERS, ROBERT	MISCELLANEOUSCONTRACTED SERVIC	150.00
12/7/2021	ZARAGOZA, BRYAN	MISCELLANEOUSCONTRACTED SERVIC	110.00
12/9/2021	BARRETT, RAYMOND	MISCELLANEOUSCONTRACTED SERVIC	70.00
12/9/2021	BURKEEN, BRIAN	MISCELLANEOUSCONTRACTED SERVIC	65.00
12/9/2021	CAIN, MELISSA	MISCELLANEOUSCONTRACTED SERVIC	185.80
12/9/2021	CARAWAY, CELSI	MISCELLANEOUSCONTRACTED SERVIC	70.00
12/9/2021	CLEGG, MONTY	MISCELLANEOUSCONTRACTED SERVIC	60.00
12/9/2021	COLEMAN, SAMUEL	MISCELLANEOUSCONTRACTED SERVIC	65.00
12/9/2021	CONNER, BRYAN	MISCELLANEOUSCONTRACTED SERVIC	130.00
12/9/2021	CONRAD, ALEXANDER	MISCELLANEOUSCONTRACTED SERVIC	70.00
12/9/2021	DENBOW, RANDALL	MISCELLANEOUSCONTRACTED SERVIC	70.00
12/9/2021	DUSH, JASON	MISCELLANEOUSCONTRACTED SERVIC	155.00
12/9/2021	GUNTER, KAREN	MISCELLANEOUSCONTRACTED SERVIC	70.00

MANSFIELD INDEPENDENT SCHOOL DISTRICT

Fund Disbursement Report for 12/1/2021 through 12/31/2021

<u>DATE PAID</u>	<u>NAME</u>	<u>ITEM DESCRIPTION</u>	<u>AMOUNT</u>
826 - UIL			
12/9/2021	HOLMES, DEBRA	MISCELLANEOUSCONTRACTED SERVIC	70.00
12/9/2021	HOOVER, DALE	MISCELLANEOUSCONTRACTED SERVIC	100.00
12/9/2021	HOWELL, PATRICK	MISCELLANEOUSCONTRACTED SERVIC	65.00
12/9/2021	JACKSON, BRAYLEN	MISCELLANEOUSCONTRACTED SERVIC	70.00
12/9/2021	JOHNSON, RODRICK	MISCELLANEOUSCONTRACTED SERVIC	110.00
12/9/2021	JOHNSON, TERRANCE	MISCELLANEOUSCONTRACTED SERVIC	70.00
12/9/2021	LANE, UNA	MISCELLANEOUSCONTRACTED SERVIC	50.00
12/9/2021	LAWS, BRANDON	MISCELLANEOUSCONTRACTED SERVIC	70.00
12/9/2021	LISEWSKY, LISA	MISCELLANEOUSCONTRACTED SERVIC	105.00
12/9/2021	MAILLOUX, TREASURE	MISCELLANEOUSCONTRACTED SERVIC	70.00
12/9/2021	MIRALRIO, MARIA	MISCELLANEOUSCONTRACTED SERVIC	70.00
12/9/2021	NGUYEN, ANTHONY	MISCELLANEOUSCONTRACTED SERVIC	175.00
12/9/2021	NUNLEY, ANGELA	MISCELLANEOUSCONTRACTED SERVIC	215.80
12/9/2021	PADDENBURG III, JOHN	MISCELLANEOUSCONTRACTED SERVIC	155.00
12/9/2021	PARKER, ANDREW	MISCELLANEOUSCONTRACTED SERVIC	155.00
12/9/2021	PARKER, ROGER	MISCELLANEOUSCONTRACTED SERVIC	70.00
12/9/2021	RENFROE, DANIEL	MISCELLANEOUSCONTRACTED SERVIC	155.00
12/9/2021	RUTLEDGE, TINA	MISCELLANEOUSCONTRACTED SERVIC	85.00
12/9/2021	SMITH, AIDEN	MISCELLANEOUSCONTRACTED SERVIC	346.48
12/9/2021	SMITH, KAYLEE	MISCELLANEOUSCONTRACTED SERVIC	70.00
12/9/2021	SMITH, LAYTON	MISCELLANEOUSCONTRACTED SERVIC	348.80
12/9/2021	SMITH, RODRICK	MISCELLANEOUSCONTRACTED SERVIC	160.00
12/9/2021	STEPIEN, RACHEL	MISCELLANEOUSCONTRACTED SERVIC	155.00
12/9/2021	STERNBERG, JOHN	MISCELLANEOUSCONTRACTED SERVIC	70.00
12/9/2021	STERNBERG, JOYCE	MISCELLANEOUSCONTRACTED SERVIC	70.00
12/9/2021	STEWART, SHANN	MISCELLANEOUSCONTRACTED SERVIC	105.00
12/9/2021	SUTHERLAND, NATHAN	MISCELLANEOUSCONTRACTED SERVIC	150.00
12/9/2021	UNIVERSITY OF TEXAS AT AUSTIN, UIL	MISCELLANEOUS OPERATING COSTS	1,951.04
12/9/2021	WOLBERS, ROBERT	MISCELLANEOUSCONTRACTED SERVIC	150.00
12/15/2021	BANKS, JAMES	MISCELLANEOUSCONTRACTED SERVIC	65.00
12/15/2021	BELL, DANIEL	MISCELLANEOUSCONTRACTED SERVIC	350.00
12/15/2021	BERKHADLEY, MAHIR	MISCELLANEOUSCONTRACTED SERVIC	225.00
12/15/2021	BURKE, RONALD	MISCELLANEOUSCONTRACTED SERVIC	210.00
12/15/2021	CARAWAY, CELSI	MISCELLANEOUSCONTRACTED SERVIC	100.00
12/15/2021	CEAZER, JASON	MISCELLANEOUSCONTRACTED SERVIC	115.00
12/15/2021	CITIBANK	OTHER RECEIVABLES	302.61
12/15/2021	CLARK, VICTOR	MISCELLANEOUSCONTRACTED SERVIC	160.00
12/15/2021	COLEMAN, SAMUEL	MISCELLANEOUSCONTRACTED SERVIC	65.00
12/15/2021	DENBOW, RANDALL	MISCELLANEOUSCONTRACTED SERVIC	160.00
12/15/2021	DERAMUS, CHARLES	MISCELLANEOUSCONTRACTED SERVIC	65.00
12/15/2021	DUNBAR, ALTON	MISCELLANEOUSCONTRACTED SERVIC	115.00
12/15/2021	GASKEY, DANIEL	MISCELLANEOUSCONTRACTED SERVIC	350.00
12/15/2021	GRANGER, DARRIAN	MISCELLANEOUSCONTRACTED SERVIC	65.00
12/15/2021	HAILE, JAMES	MISCELLANEOUSCONTRACTED SERVIC	120.00
12/15/2021	HARGIS, CHERYL	MISCELLANEOUSCONTRACTED SERVIC	110.00
12/15/2021	HARGIS, LATOYA	MISCELLANEOUSCONTRACTED SERVIC	110.00
12/15/2021	HERRON, RICKEY	MISCELLANEOUSCONTRACTED SERVIC	225.00
12/15/2021	HOLMES, GREGORY	MISCELLANEOUSCONTRACTED SERVIC	65.00
12/15/2021	HOWELL, PATRICK	MISCELLANEOUSCONTRACTED SERVIC	65.00
12/15/2021	JACKSON, BRAYLEN	MISCELLANEOUSCONTRACTED SERVIC	140.00
12/15/2021	JACKSON, BYRON	MISCELLANEOUSCONTRACTED SERVIC	115.00
12/15/2021	JACKSON, CHRIS	MISCELLANEOUSCONTRACTED SERVIC	115.00
12/15/2021	JOHNSON, RODRICK	MISCELLANEOUSCONTRACTED SERVIC	140.00
12/15/2021	JOHNSON, SHANNON	MISCELLANEOUSCONTRACTED SERVIC	140.00
12/15/2021	JOHNSON, TERRANCE	MISCELLANEOUSCONTRACTED SERVIC	120.00

MANSFIELD INDEPENDENT SCHOOL DISTRICT

Fund Disbursement Report for 12/1/2021 through 12/31/2021

<u>DATE PAID</u>	<u>NAME</u>	<u>ITEM DESCRIPTION</u>	<u>AMOUNT</u>
826 - UIL			
12/15/2021	LANE, UNA	MISCELLANEOUSCONTRACTED SERVIC	110.00
12/15/2021	LAWS, BRANDON	MISCELLANEOUSCONTRACTED SERVIC	140.00
12/15/2021	MAILLOUX, TREASURE	MISCELLANEOUSCONTRACTED SERVIC	160.00
12/15/2021	MAILLOUX, TREASURE	MISCELLANEOUSCONTRACTED SERVIC	160.00
12/15/2021	ODOM, BRUCE	MISCELLANEOUSCONTRACTED SERVIC	70.00
12/15/2021	PARKER, ROGER	MISCELLANEOUSCONTRACTED SERVIC	140.00
12/15/2021	ROGERS, STACY	MISCELLANEOUSCONTRACTED SERVIC	875.00
12/15/2021	SMITH, KAYLEE	MISCELLANEOUSCONTRACTED SERVIC	160.00
12/15/2021	SMITH, RODRICK	MISCELLANEOUSCONTRACTED SERVIC	220.00
12/15/2021	STERNBERG, JOHN	MISCELLANEOUSCONTRACTED SERVIC	140.00
12/15/2021	STERNBERG, JOYCE	MISCELLANEOUSCONTRACTED SERVIC	140.00
12/15/2021	STRAUSE, LAURA	MISCELLANEOUSCONTRACTED SERVIC	140.00
12/15/2021	SUTHERLAND, NATHAN	MISCELLANEOUSCONTRACTED SERVIC	300.00
12/15/2021	TRAMMELL, JOHN	MISCELLANEOUSCONTRACTED SERVIC	115.00
12/15/2021	UNIVERSITY OF TEXAS AT AUSTIN, UIL	MISCELLANEOUS OPERATING COSTS	901.60
12/15/2021	WASHINGTON, MICHAEL	MISCELLANEOUSCONTRACTED SERVIC	225.00
12/15/2021	WILLIAMS, JACOB	MISCELLANEOUSCONTRACTED SERVIC	115.00
12/15/2021	WILSON, RICHARD	MISCELLANEOUSCONTRACTED SERVIC	115.00
12/15/2021	WOLBERS, ROBERT	MISCELLANEOUSCONTRACTED SERVIC	150.00
12/17/2021	ARGYLE INDEPENDENT SCHOOL DISTRICT	MISCELLANEOUS OPERATING COSTS	5,389.68
12/17/2021	AZLE ISD ATHLETICS	MISCELLANEOUS OPERATING COSTS	66.22
12/17/2021	BENNETT, THOMAS	MISCELLANEOUSCONTRACTED SERVIC	190.00
12/17/2021	GARDNER, KENNY	MISCELLANEOUSCONTRACTED SERVIC	90.00
12/17/2021	GRIGGS, JERNARD	MISCELLANEOUSCONTRACTED SERVIC	190.00
12/17/2021	HORMELL, DAVID	MISCELLANEOUSCONTRACTED SERVIC	225.00
12/17/2021	JOHNSON, NEVYN	MISCELLANEOUSCONTRACTED SERVIC	140.00
12/17/2021	LOUGUREN, MATTHEW	MISCELLANEOUSCONTRACTED SERVIC	225.00
12/17/2021	MARTIN, MICHAEL	MISCELLANEOUSCONTRACTED SERVIC	190.00
12/17/2021	NUNN, BRANDON	MISCELLANEOUSCONTRACTED SERVIC	225.00
12/17/2021	STEPHENVILLE ISD	MISCELLANEOUS OPERATING COSTS	5,389.68
12/17/2021	THEODORE, BILL	MISCELLANEOUSCONTRACTED SERVIC	190.00
12/17/2021	UNIVERSITY OF TEXAS AT AUSTIN, UIL	MISCELLANEOUS OPERATING COSTS	10,734.88
12/17/2021	VICK, BRADLEY	MISCELLANEOUSCONTRACTED SERVIC	190.00
12/17/2021	YARBROUGH, KEVIN	MISCELLANEOUSCONTRACTED SERVIC	190.00
		826 - UIL	46,352.35
865 - STUDENT ACTIVITY FUND			
12/2/2021	ASSOCIATION OF TEXAS PHOTOGRAPHY INS	MISCELLANEOUS OPERATING COSTS	72.00
12/2/2021	CANON SOLUTIONS AMERICA INC	GENERAL SUPPLIES	17.92
12/2/2021	CROWD PLEASERS DANCE CAMPS, INC	MISCELLANEOUS OPERATING COSTS	720.00
12/2/2021	GROUP SALES BOX OFFICE LLC	MISCELLANEOUS OPERATING COSTS	2,328.50
12/2/2021	HITE, CHRISTIE	OTHER REVENUES FROM LOCAL SOUR	40.00
12/2/2021	MALL, JENNIFER	OTHER REVENUES FROM LOCAL SOUR	90.00
12/2/2021	SHOWTIME INTERNATIONAL	MISCELLANEOUS OPERATING COSTS	1,545.00
12/2/2021	TEXAS FORENSICS UNION	MISCELLANEOUS OPERATING COSTS	-265.00
12/7/2021	ACCELERATED GRAPHICS	GENERAL SUPPLIES	157.25
12/7/2021	ACCELERATED GRAPHICS	MISCELLANEOUSCONTRACTED SERVIC	633.00
12/7/2021	AMERICAN ASSOC OF TEACHERS OF SPANIS	MISCELLANEOUS OPERATING COSTS	75.00
12/7/2021	BAND SHOPPE	GENERAL SUPPLIES	1,264.35
12/7/2021	BEN E. KEITH COMPANY	MISCELLANEOUS OPERATING COSTS	706.19
12/7/2021	BLICK ART MATERIALS,LLC	MISCELLANEOUS OPERATING COSTS	1,162.00
12/7/2021	CARDINAL'S SPORTS CENTER INC	GENERAL SUPPLIES	1,670.00
12/7/2021	CARDINAL'S SPORTS CENTER INC	MISCELLANEOUSCONTRACTED SERVIC	120.00
12/7/2021	CHICK-FIL-A #01021, N WALNUT CREEK	MISCELLANEOUS OPERATING COSTS	695.35
12/7/2021	CHICK-FIL-A #03011, E BROAD STREET	MISCELLANEOUS OPERATING COSTS	379.50

MANSFIELD INDEPENDENT SCHOOL DISTRICT

Fund Disbursement Report for 12/1/2021 through 12/31/2021

<u>DATE PAID</u>	<u>NAME</u>	<u>ITEM DESCRIPTION</u>	<u>AMOUNT</u>
865 - STUDENT ACTIVITY FUND			
12/7/2021	DOMINO'S PIZZA PARENT COMPANY	MISCELLANEOUS OPERATING COSTS	96.00
12/7/2021	EDUCATIONAL THEATRE ASSOCIATION	MISCELLANEOUS OPERATING COSTS	129.00
12/7/2021	GANDY INK	GENERAL SUPPLIES	1,630.00
12/7/2021	GANDY INK	MISCELLANEOUS OPERATING COSTS	703.50
12/7/2021	GRAND PRAIRIE ISD - SOUTH GRAND PRAIRIE	MISCELLANEOUS OPERATING COSTS	280.00
12/7/2021	GRAPHIC SOLUTIONS GROUP, INC.	GENERAL SUPPLIES	81.52
12/7/2021	HOBBY LOBBY STORES, INC.	GENERAL SUPPLIES	87.17
12/7/2021	HUNTER, CAITLIN	MISCELLANEOUS CONTRACTED SERVICE	750.00
12/7/2021	HUNTER, JESSE	MISCELLANEOUS CONTRACTED SERVICE	750.00
12/7/2021	JOYNER, RHONDA	OTHER REVENUES FROM LOCAL SOURCES	50.53
12/7/2021	JUST FOR KIX CATALOG, LLC	GENERAL SUPPLIES	329.89
12/7/2021	KATASE, TAYLOR ANN	MISCELLANEOUS CONTRACTED SERVICE	1,000.00
12/7/2021	MCMAHAN, NICHOLAS	MISCELLANEOUS CONTRACTED SERVICE	1,750.00
12/7/2021	MUSIC AND ARTS CENTER - ATTN: ACCOUNTS	GENERAL SUPPLIES	614.13
12/7/2021	PRIDE OF TEXAS MUSIC FESTIVALS	MISCELLANEOUS OPERATING COSTS	2,700.00
12/7/2021	S & S ACTIVEWEAR, LLC	GENERAL SUPPLIES	122.70
12/7/2021	SOULMAN'S BAR-B-QUE, LLC	MISCELLANEOUS OPERATING COSTS	226.63
12/7/2021	SYSCO NORTH TEXAS DIVISION OF SYSCO USA	MISCELLANEOUS OPERATING COSTS	1,679.09
12/7/2021	TRS	TEACHER RETIREMENT	1.71
12/7/2021	VISTAR	MISCELLANEOUS OPERATING COSTS	3,699.09
12/7/2021	WALKER, ELIANA	MISCELLANEOUS CONTRACTED SERVICE	250.00
12/7/2021	WESTERN - BRW PAPER CO, OVOLA USA	GENERAL SUPPLIES	96.66
12/9/2021	CANON SOLUTIONS AMERICA INC	GENERAL SUPPLIES	306.82
12/9/2021	CHICK-FIL-A #03011, E BROAD STREET	MISCELLANEOUS OPERATING COSTS	332.09
12/9/2021	GRAND PRAIRIE ISD - SOUTH GRAND PRAIRIE	MISCELLANEOUS OPERATING COSTS	80.00
12/9/2021	GRAPHIC SOLUTIONS GROUP, INC.	GENERAL SUPPLIES	210.58
12/9/2021	GROUP DYNAMIX LLC	MISCELLANEOUS CONTRACTED SERVICE	310.00
12/9/2021	GROUP SALES BOX OFFICE LLC	MISCELLANEOUS OPERATING COSTS	3,374.50
12/9/2021	LAUGHLIN, JACILYN	OTHER REVENUES FROM LOCAL SOURCES	15.00
12/9/2021	MANSFIELD LEGACY SILVER SPURS BOOSTERS	GENERAL SUPPLIES	413.00
12/9/2021	MARKIM GROUP, THE, J. MARK MATTHEWS	MISCELLANEOUS OPERATING COSTS	296.25
12/9/2021	ORIENTAL TRADING COMPANY, INC	MISCELLANEOUS OPERATING COSTS	36.63
12/9/2021	RYONET CORPORATION	GENERAL SUPPLIES	281.71
12/9/2021	S & S ACTIVEWEAR, LLC	GENERAL SUPPLIES	951.97
12/9/2021	SUMMIT TRAVEL AND TOURS, LLC	MISCELLANEOUS OPERATING COSTS	10,000.00
12/9/2021	VARSITY SPIRIT FASHION	GENERAL SUPPLIES	207.50
12/15/2021	ALDHHIK, ANNAMARIA	OTHER REVENUES FROM LOCAL SOURCES	175.00
12/15/2021	AV PRO, INC.	GENERAL SUPPLIES	1,598.00
12/15/2021	BAAS, JAMES	MISCELLANEOUS CONTRACTED SERVICE	600.00
12/15/2021	BUKURU, ZAYTUN	OTHER REVENUES FROM LOCAL SOURCES	25.00
12/15/2021	BUSINESS PROFESSIONALS OF AMERICA, AF	MISCELLANEOUS OPERATING COSTS	200.00
12/15/2021	CHICK-FIL-A #01021, N WALNUT CREEK	MISCELLANEOUS OPERATING COSTS	115.09
12/15/2021	CITIBANK	GENERAL SUPPLIES	777.87
12/15/2021	CITIBANK	MISCELLANEOUS OPERATING COSTS	5,972.78
12/15/2021	CITIBANK	MISCELLANEOUS CONTRACTED SERVICE	86.40
12/15/2021	DEANAN GOURMET POPCORN, DEANAN PRO	MISCELLANEOUS OPERATING COSTS	800.00
12/15/2021	DECKER EQUIPMENT	GENERAL SUPPLIES	131.81
12/15/2021	DISTRIBUTIVE EDUCATION CLUBS OF AMERICA	MISCELLANEOUS OPERATING COSTS	2,020.00
12/15/2021	DOAN, TINA	MISCELLANEOUS CONTRACTED SERVICE	450.00
12/15/2021	ENTERPRISE LEASING - TEXAS	MISCELLANEOUS OPERATING COSTS	89.00
12/15/2021	GANDY INK	MISCELLANEOUS OPERATING COSTS	1,127.00
12/15/2021	GOT SPIRIT?	GENERAL SUPPLIES	334.00
12/15/2021	GROSS, JULIE	MISCELLANEOUS OPERATING COSTS	156.00
12/15/2021	HOBBY LOBBY STORES, INC.	GENERAL SUPPLIES	65.46
12/15/2021	HOME DEPOT	GENERAL SUPPLIES	447.56

MANSFIELD INDEPENDENT SCHOOL DISTRICT

Fund Disbursement Report for 12/1/2021 through 12/31/2021

<u>DATE PAID</u>	<u>NAME</u>	<u>ITEM DESCRIPTION</u>	<u>AMOUNT</u>
865 - STUDENT ACTIVITY FUND			
12/15/2021	HOUSTON, KIMBERLY	OTHER REVENUES FROM LOCAL SOUR	120.00
12/15/2021	INSTRUMENTALIST AWARDS LLC	MISCELLANEOUS OPERATING COSTS	73.00
12/15/2021	IVENS, KAREN	OTHER REVENUES FROM LOCAL SOUR	700.00
12/15/2021	KIWANIS INTERNATIONAL FOUNDATION	MISCELLANEOUS OPERATING COSTS	273.00
12/15/2021	NOTHING BUNDT CAKES, TVT ENTERPRISES	MISCELLANEOUS OPERATING COSTS	836.50
12/15/2021	ON THE BORDER	MISCELLANEOUS OPERATING COSTS	1,083.41
12/15/2021	ORIENTAL TRADING COMPANY, INC	MISCELLANEOUS OPERATING COSTS	549.36
12/15/2021	PIXELPRAIRIE IMAGING SERVICES	MISCELLANEOUS CONTRACTED SERVIC	568.00
12/15/2021	PROFORMA A-Z SPECIALTIES	MISCELLANEOUS OPERATING COSTS	1,421.25
12/15/2021	SCENTS OF SOY	MISCELLANEOUS OPERATING COSTS	1,316.82
12/15/2021	SHARP BUSINESS SYSTEMS	MISCELLANEOUS CONTRACTED SERVIC	47.61
12/15/2021	SPIRIT WORX	GENERAL SUPPLIES	2,306.23
12/15/2021	STAGEWORTHY ARTS	MISCELLANEOUS CONTRACTED SERVIC	1,770.00
12/15/2021	TMEA REGION 5 BAND	MISCELLANEOUS OPERATING COSTS	1,351.50
12/15/2021	VARSITY SPIRIT FASHION	GENERAL SUPPLIES	107.50
12/15/2021	VISTAPRINT NETHERLANDS BV	MISCELLANEOUS CONTRACTED SERVIC	158.09
12/15/2021	WACO ISD	MISCELLANEOUS OPERATING COSTS	280.00
12/15/2021	WALSWORTH PUBLISHING COMPANY	MISCELLANEOUS OPERATING COSTS	875.00
12/15/2021	WESTERN - BRW PAPER CO, OVOL USA	GENERAL SUPPLIES	61.66
12/15/2021	WORLD'S FINEST CHOCOLATE INC	MISCELLANEOUS OPERATING COSTS	5,800.00
12/17/2021	BEN E. KEITH COMPANY	MISCELLANEOUS OPERATING COSTS	175.60
12/17/2021	BLUEBONNET FUNDRAISING	MISCELLANEOUS OPERATING COSTS	1,967.00
12/17/2021	CICI'S PIZZA #412 WALNUT CREEK	MISCELLANEOUS OPERATING COSTS	490.00
12/17/2021	DRESSLER, OSCAR	MISCELLANEOUS CONTRACTED SERVIC	350.00
12/17/2021	GARLAND HIGH SCHOOL STEP PROGRAM	MISCELLANEOUS OPERATING COSTS	175.00
12/17/2021	GINIGEME, MICHELLE	OTHER REVENUES FROM LOCAL SOUR	80.00
12/17/2021	GOT SPIRIT?	GENERAL SUPPLIES	637.00
12/17/2021	HUNTER, CAITLIN	MISCELLANEOUS CONTRACTED SERVIC	750.00
12/17/2021	J W PEPPER & SON, INC	GENERAL SUPPLIES	97.99
12/17/2021	JOYNER, KAREN	OTHER REVENUES FROM LOCAL SOUR	500.00
12/17/2021	KATASE, TAYLOR ANN	MISCELLANEOUS CONTRACTED SERVIC	500.00
12/17/2021	KIWANIS INTERNATIONAL FOUNDATION	MISCELLANEOUS OPERATING COSTS	897.00
12/17/2021	MAMA'S PIZZA	MISCELLANEOUS OPERATING COSTS	126.25
12/17/2021	MONOGRAM PRO	MISCELLANEOUS OPERATING COSTS	448.00
12/17/2021	ON THE BORDER	MISCELLANEOUS OPERATING COSTS	659.56
12/17/2021	PROFORMA A-Z SPECIALTIES	GENERAL SUPPLIES	1,515.00
12/17/2021	RITZ, HOWARD	MISCELLANEOUS OPERATING COSTS	579.75
12/17/2021	STAPLES ADVANTAGE	GENERAL SUPPLIES	11.46
12/17/2021	TMEA REGION 5 BAND	MISCELLANEOUS OPERATING COSTS	1,575.00
12/17/2021	VARSITY SPIRIT FASHION	MISCELLANEOUS CONTRACTED SERVIC	463.50
12/22/2021	RYONET CORPORATION	GENERAL SUPPLIES	-281.71
865 - STUDENT ACTIVITY FUND			91,841.03
876 - CAMPUS SUNSHINE FUNDS			
12/15/2021	CITIBANK	DUE TO OTHER	1,593.76
876 - CAMPUS SUNSHINE FUNDS			1,593.76
			8,941,059.68

January 2022 District Dashboard Summary Report

1. Vision 2030			
Dashboard Measure	Status	Mid-Course Correction	Report Page #
1.2.1 Students Mastering Algebra II			4-6
1.3.1 Percent of students Graduating Life Ready			7-10
1.4.1 Percent of Students College and Career Ready			11-14
2. Curriculum and Instruction			
Dashboard Measure	Status	Mid-Course Correction	Report Page #
No Scheduled Reports			
3. Student Services			
Dashboard Measure	Status	Mid-Course Correction	Report Page #
3.1.1 Percent of Students in Extra/Co-Curricular Activities			16
3.2.1 Students Surveyed-% Satisfied			17
3.3.1 Percent of Out of Placements (SPED)			18-19
4. Technology			
Dashboard Measure	Status	Mid-Course Correction	Report Page #
4.1.1 Technology Average schedule uptime for Critical Systems			21
4.2.1 Percent of Work Orders Completed in Seven Days			22
4.3.1 Cyber-Security: Uncompromised End-Points			23
5. Human Resources			
Dashboard Measure	Status	Mid-Course Correction	Report Page #
No Scheduled Reports			-
6. Communications and Marketing			
Dashboard Measure	Status	Mid-Course Correction	Report Page #
No Scheduled Reports			-
7. Facilities and Operations			
Dashboard Measure	Status	Mid-Course Correction	Report Page #
7.1.1 Percentage of Work Orders Completed within 5 Business Days			25
7.1.2 Percentage of Work Orders Dedicated to Preventative Maintenance			26-27
7.2.1 Percentage of Workers' Compensation Claims			28-29
7.2.2 Provide Safety Training			30-31
7.3.1 Student Nutrition Meal Participation			32
7.3.2 Decrease Food Cost Margin			33
7.4.1 Bond 2017 Program Percent Under Budget			34
7.5.1 Energy Management: Utility Cost Avoidance			35
7.6.1 Total Paid Workers' Comp Claims			36-37
7.7.1 Percentage of Overall Events Dedicated to MISD Fine Arts			38
7.8.1 Number of Buses that are Out of Service Daily			39-40
8. Business Services			
Dashboard Measure	Status	Mid-Course Correction	Report Page #
No Scheduled Reports			
9. Safety and Security			
Dashboard Measure	Status	Mid-Course Correction	Report Page #
9.1.1 Police Presentations			

Above Goal
 At Goal
 Near Goal
 Below Goal

EC Accountability

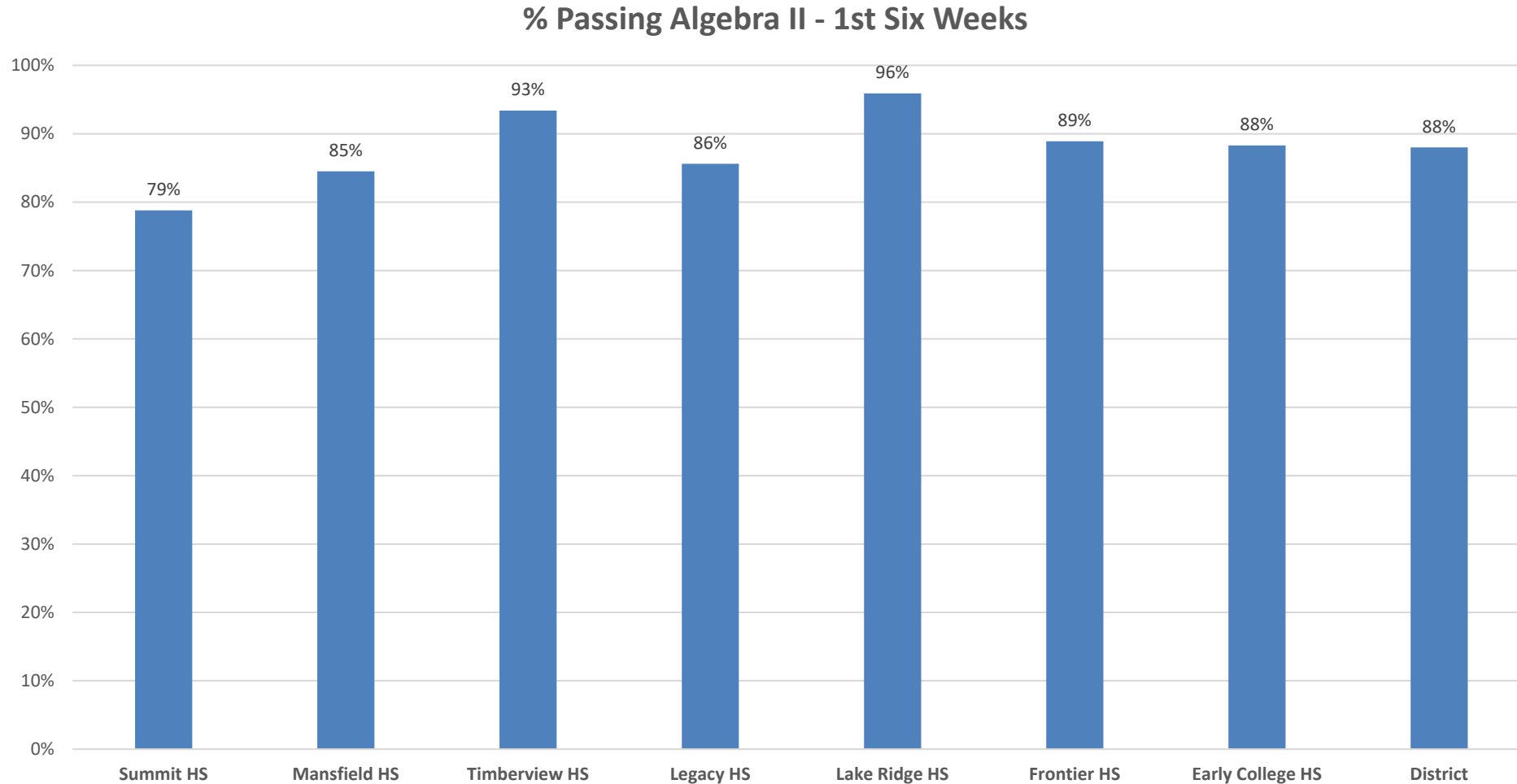
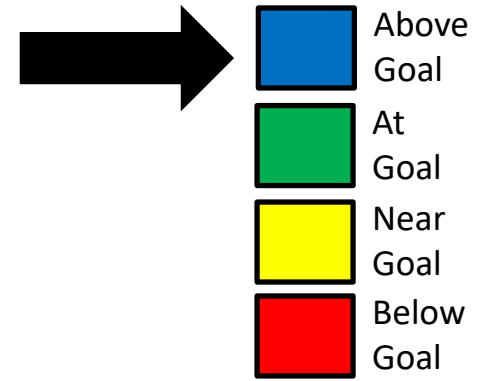
January 2022

2021-2022 MISD Dashboard

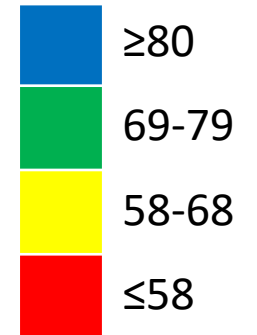
Department	Key Strategic Measures											Data Collected, Managed, and Reported by	
Vision 2030 Guiding Statements	1.1 % Reading on level at the beginning of 3rd grade 1.2 % of students mastering Algebra 2 1.3 % of students graduating Life Ready 1.4 % of students graduating College and/or Career Ready											Jennifer Young Brandon Johnson Kristi Cobb Fernando Benavides Georgie Swize	
Leading Indicator Measure	Reported By	Sept.	Oct.	Nov.	Dec.	Jan.	Feb.	Mar.	Apr.	May	June	July	Aug.
1.1.1 2nd grade MCLASS	Cobb		X				X				X		
1.2.1 % of students mastering Algebra 2 (A,B,C)	Swize		X	X		X		X		X	X		
1.3.1 % of students graduating Life Ready	Swize					X					X		
1.4.1 % of students graduating College and/or Career Ready	Johnson					X							X

1.2.1 Mastery of Algebra II – 1st Six Weeks

Passing Rates by Campus & District

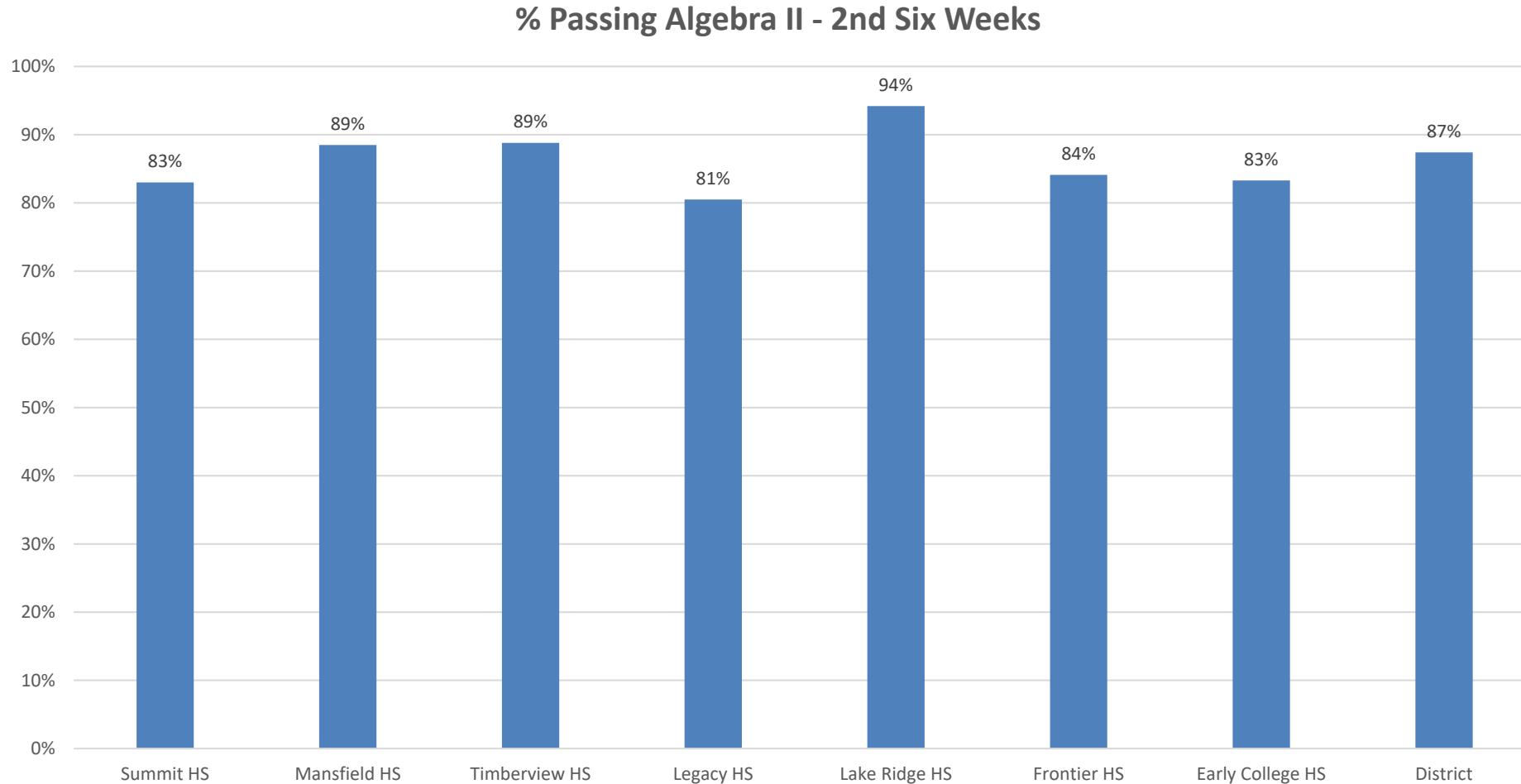
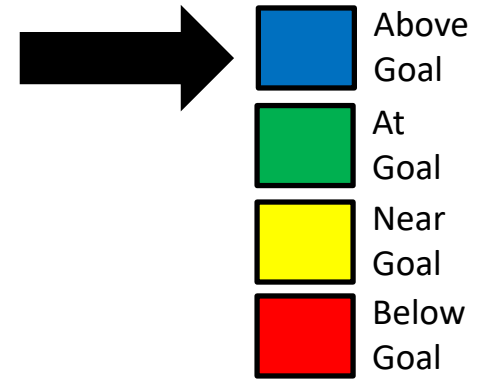


Status for this Measure

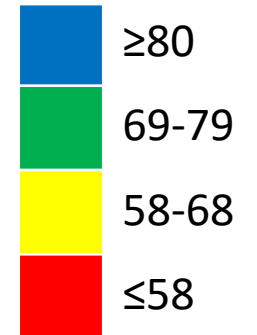


1.2.1 Mastery of Algebra II – 2nd Six Weeks

Passing Rates by Campus & District

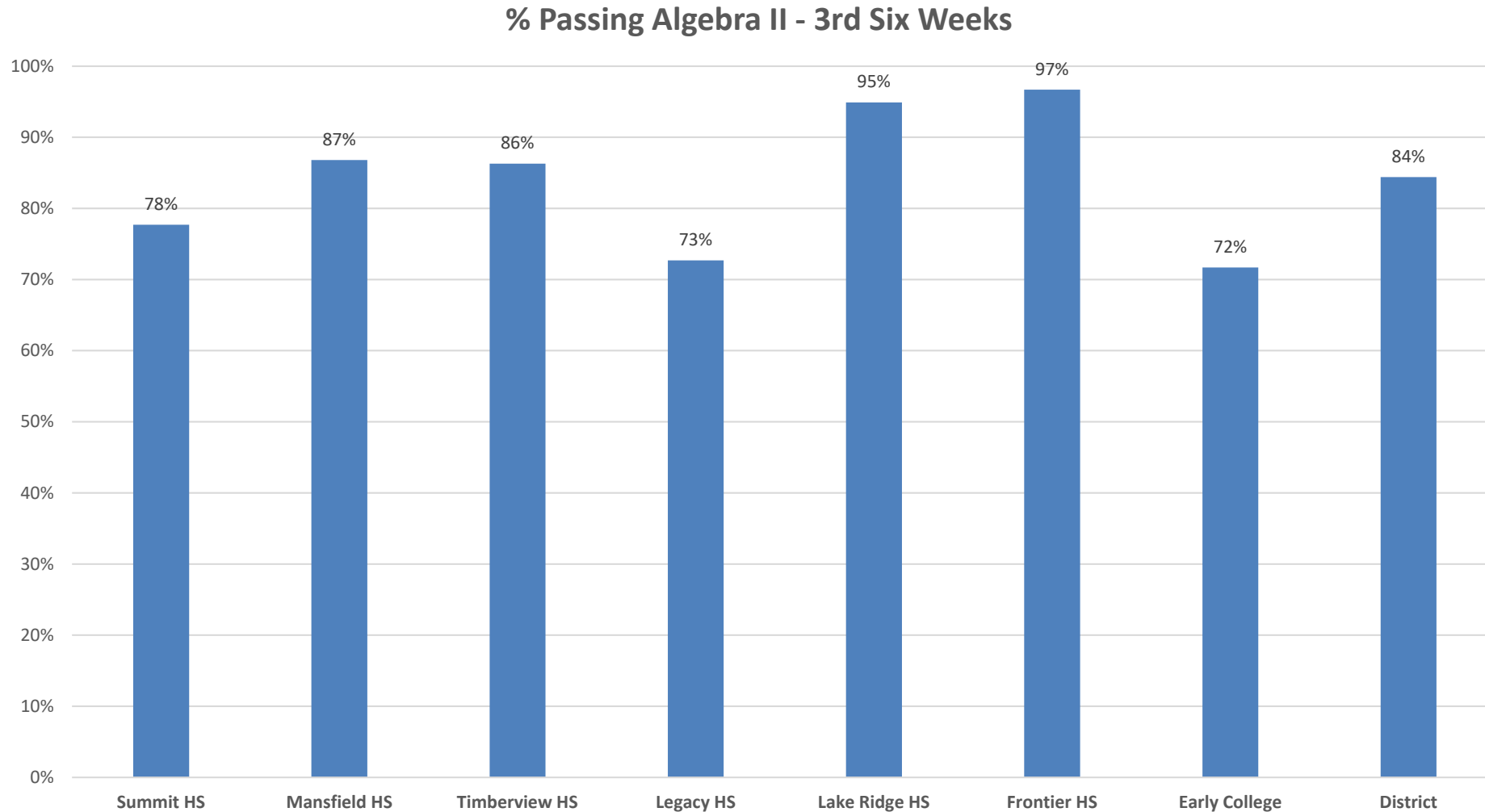
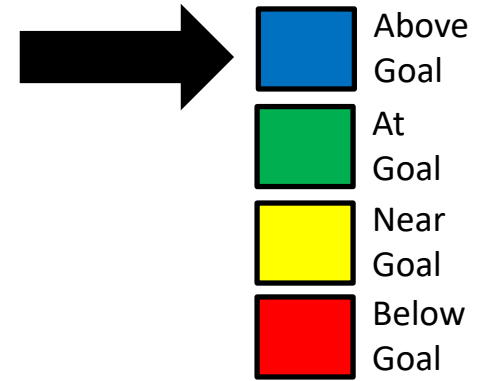


Status for this Measure




1.2.1 Mastery of Algebra II – 3rd Six Weeks

Passing Rates by Campus & District

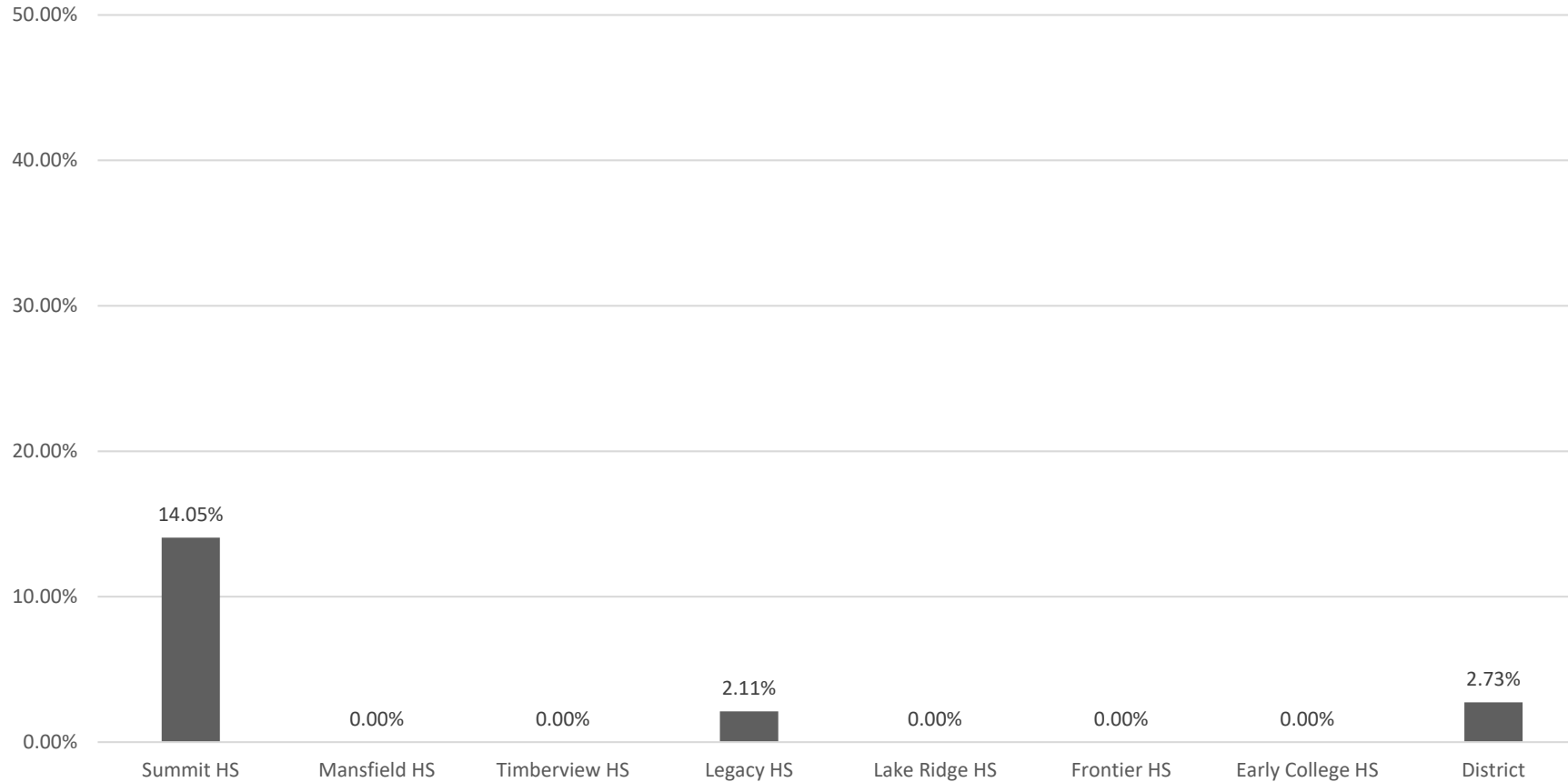


Status for this Measure



1.3.1% of Students Graduating Life Ready – 9th Grade

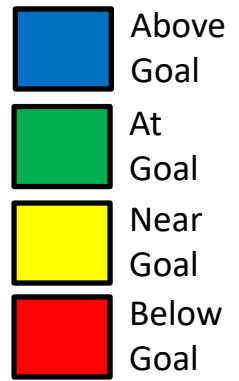
% of 9th Grade Students Life Ready - 2021-22 Semester 1



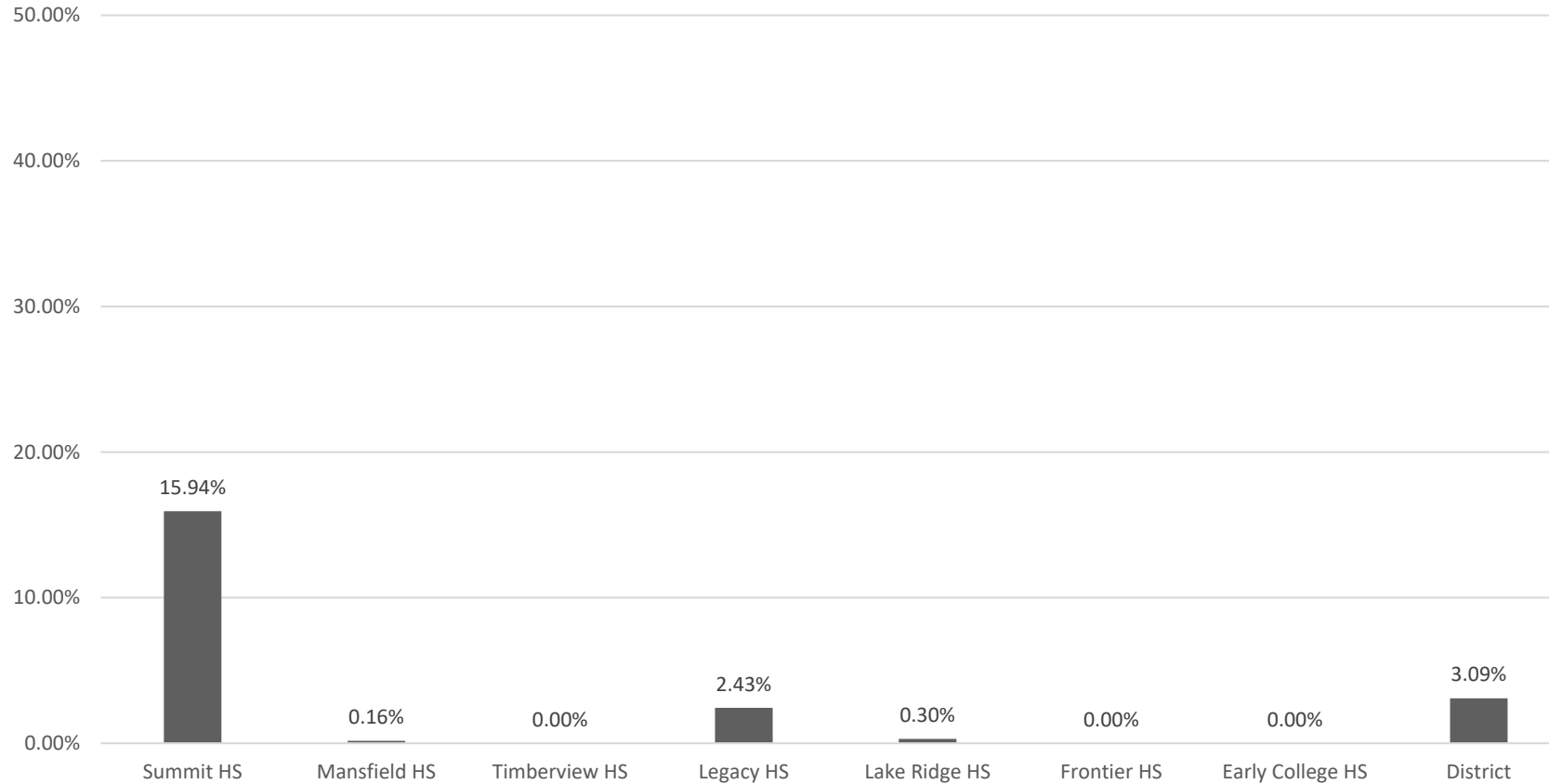
Status for this Measure



1.3.1 % of Students Graduating Life Ready – 10th Grade



% of 10th Grade Students Life Ready - 2021-22 Semester 1

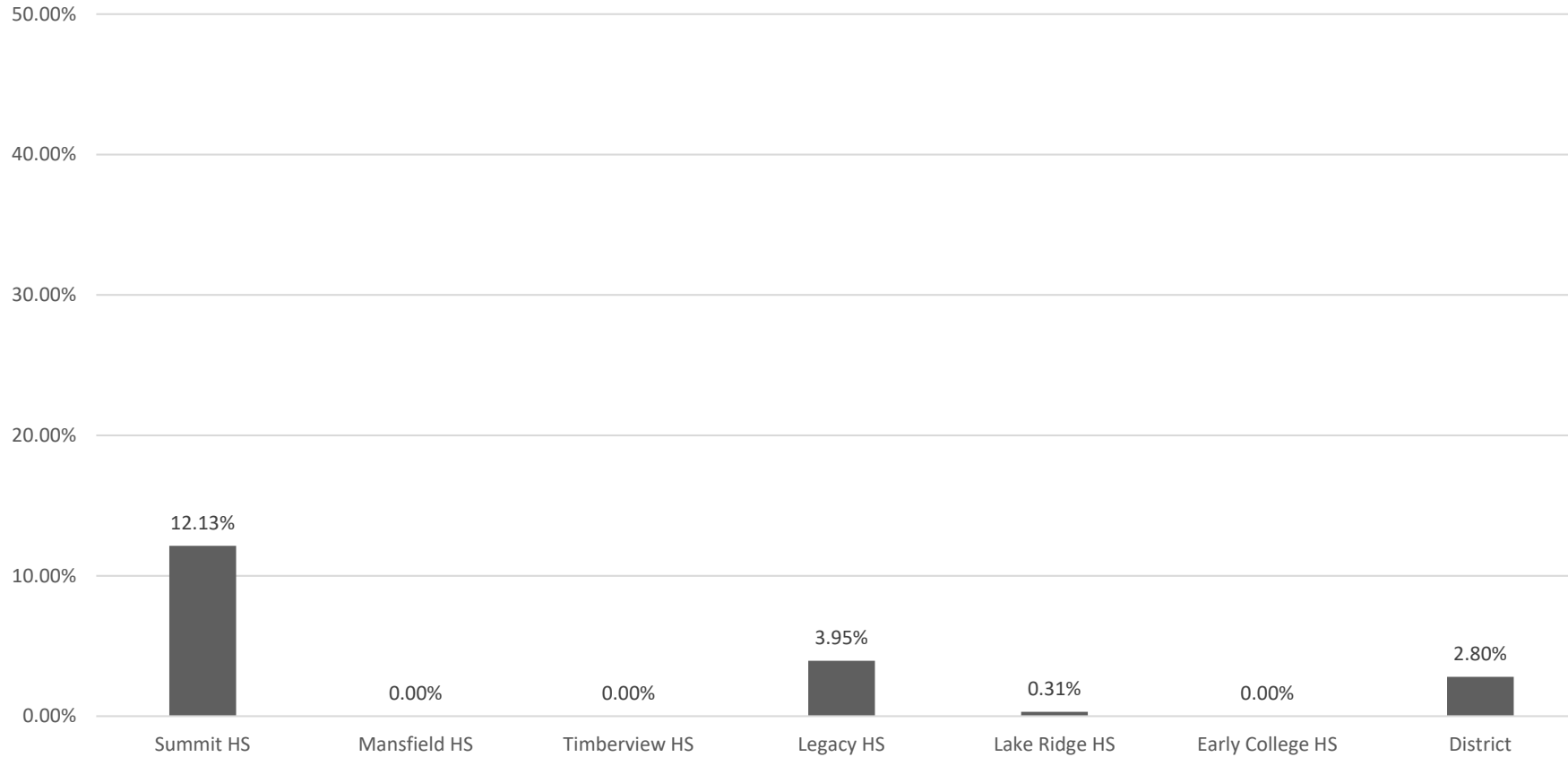


Status for this Measure



1.3.1 % of Students Graduating Life Ready – 11th Grade

% of 11th Grade Students Life Ready - 2021-22 Semester 1



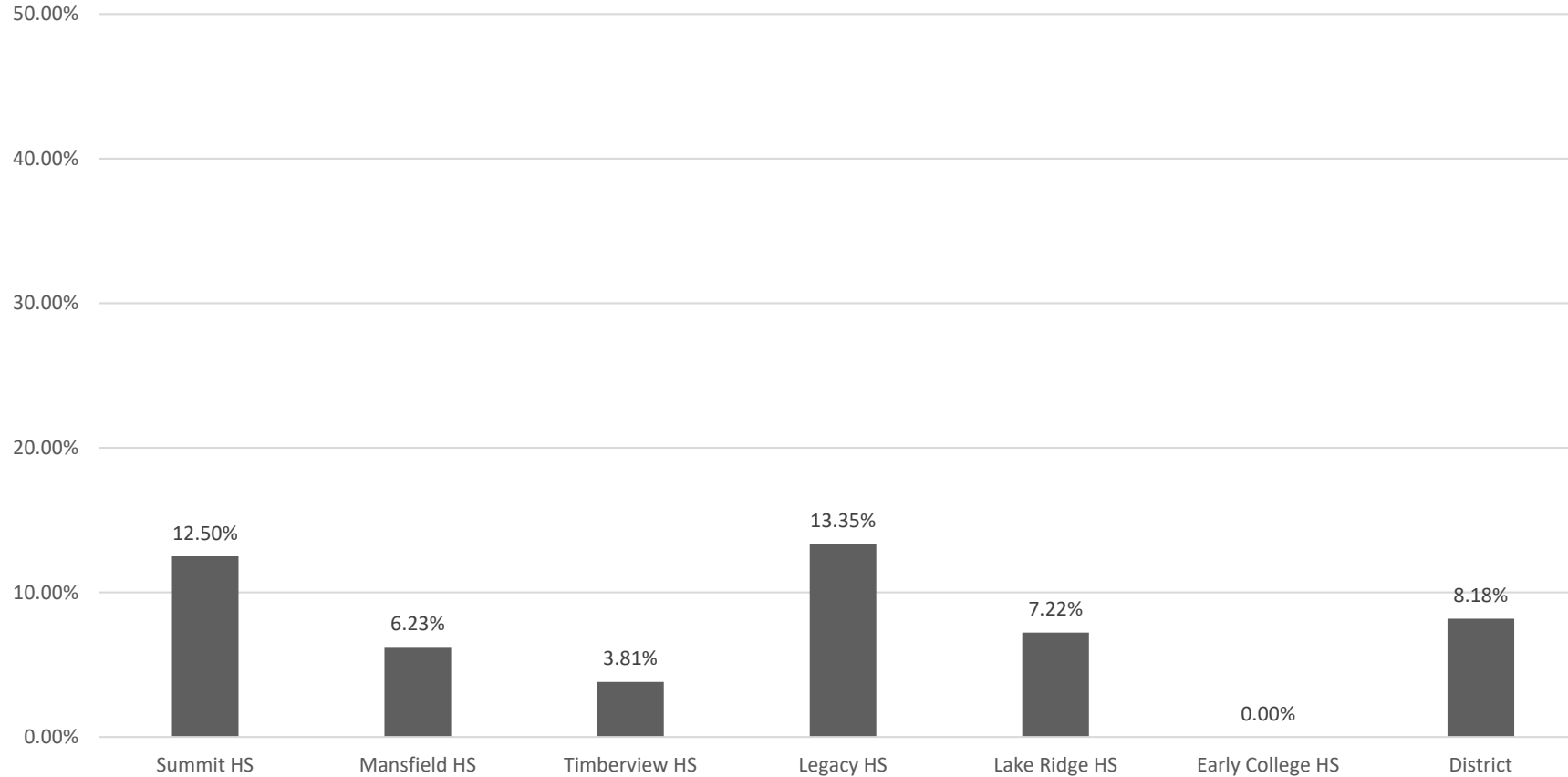
Status for this Measure



1.3.1 % of Students Graduating Life Ready – 12th Grade



% of 12th Grade Students Life Ready - 2021-22 Semester 1



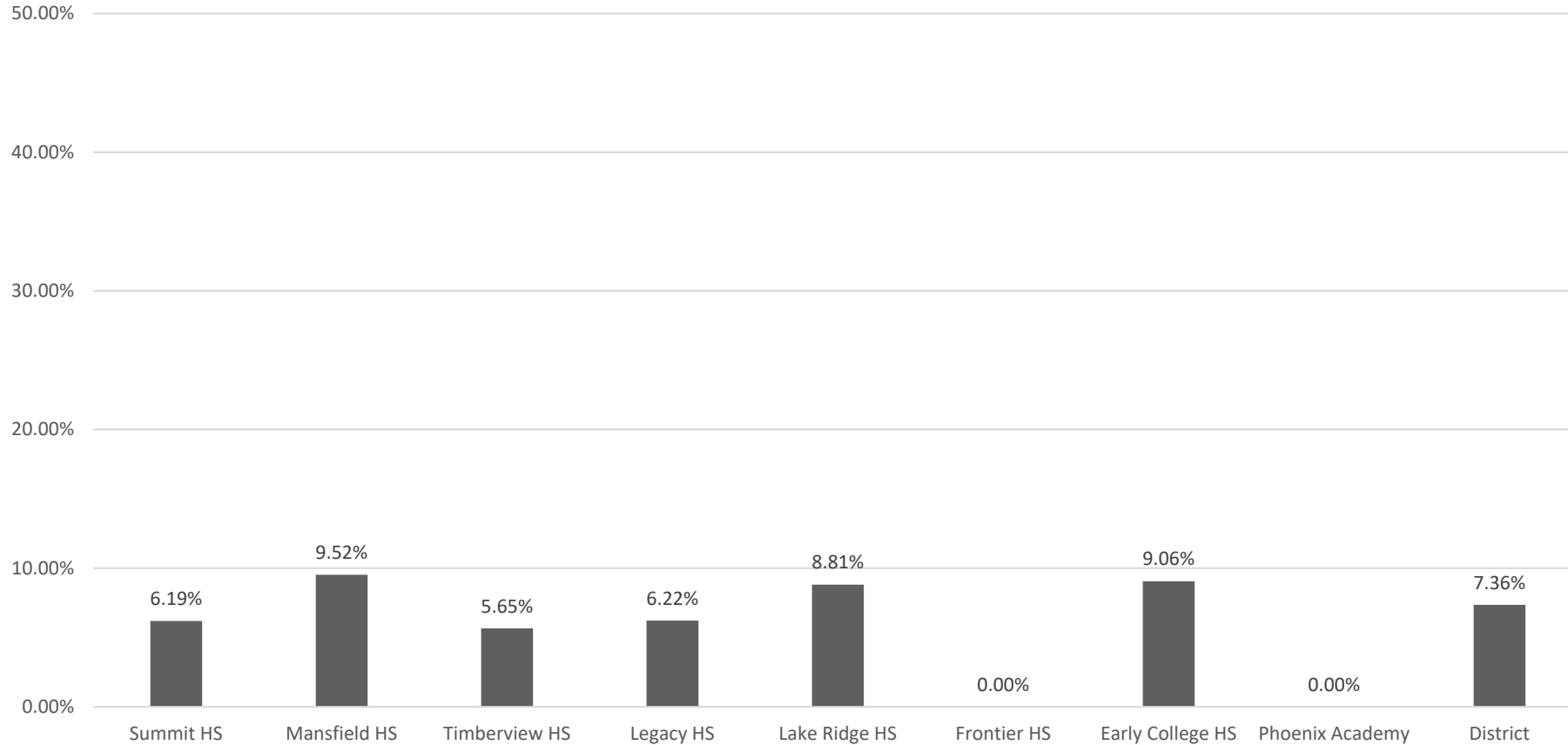
Status for this Measure



1.4.1 % of Students Graduating College and/or Career Ready – HS



% of HS Students College and/or Career Ready - 2021-22 Semester 1



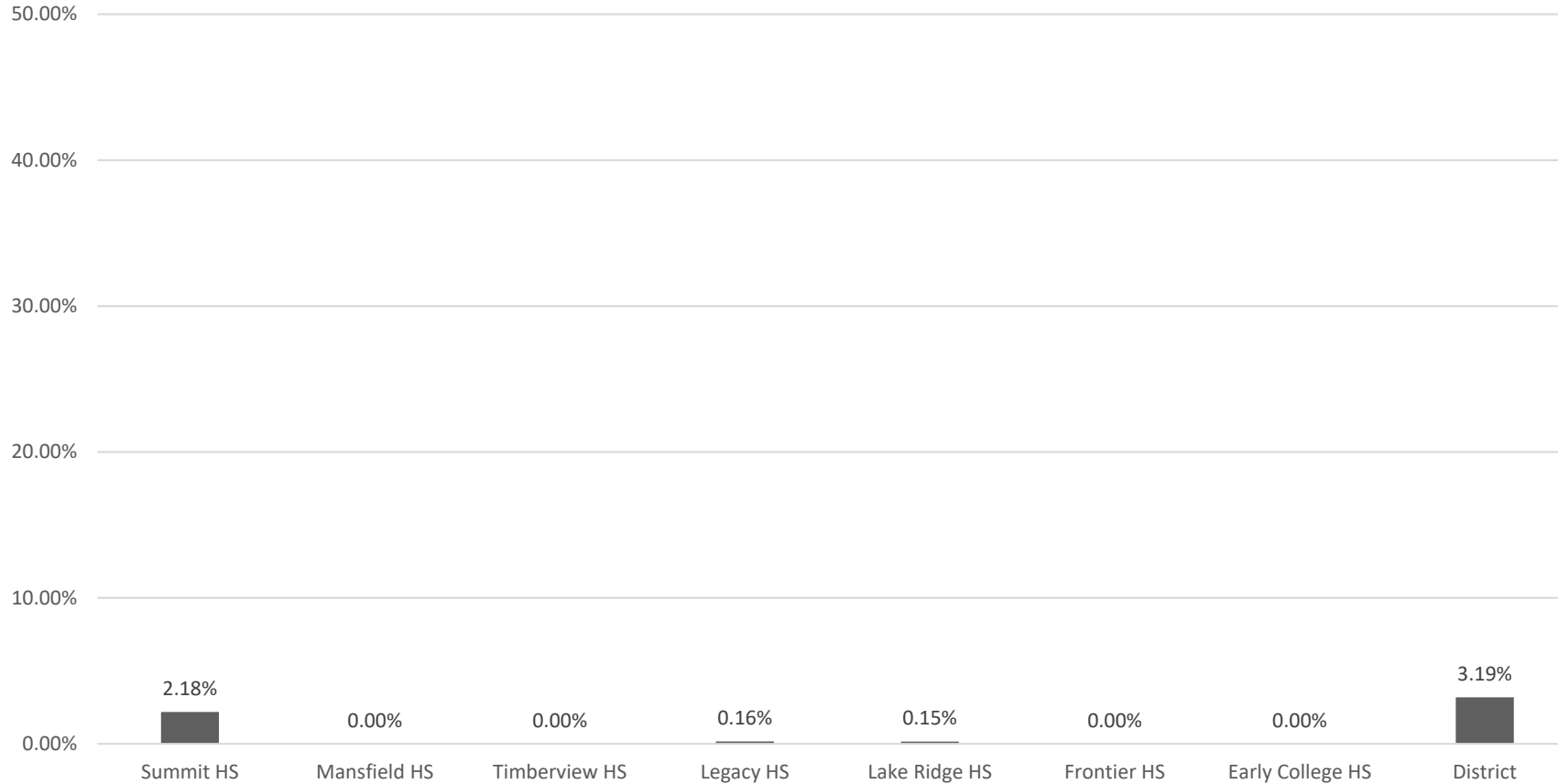
Status for this Measure



1.4.1 % of Students Graduating College and/or Career Ready – 10th Grade



% of 10th Grade Students College and/or Career Ready - 2021-22 Semester 1



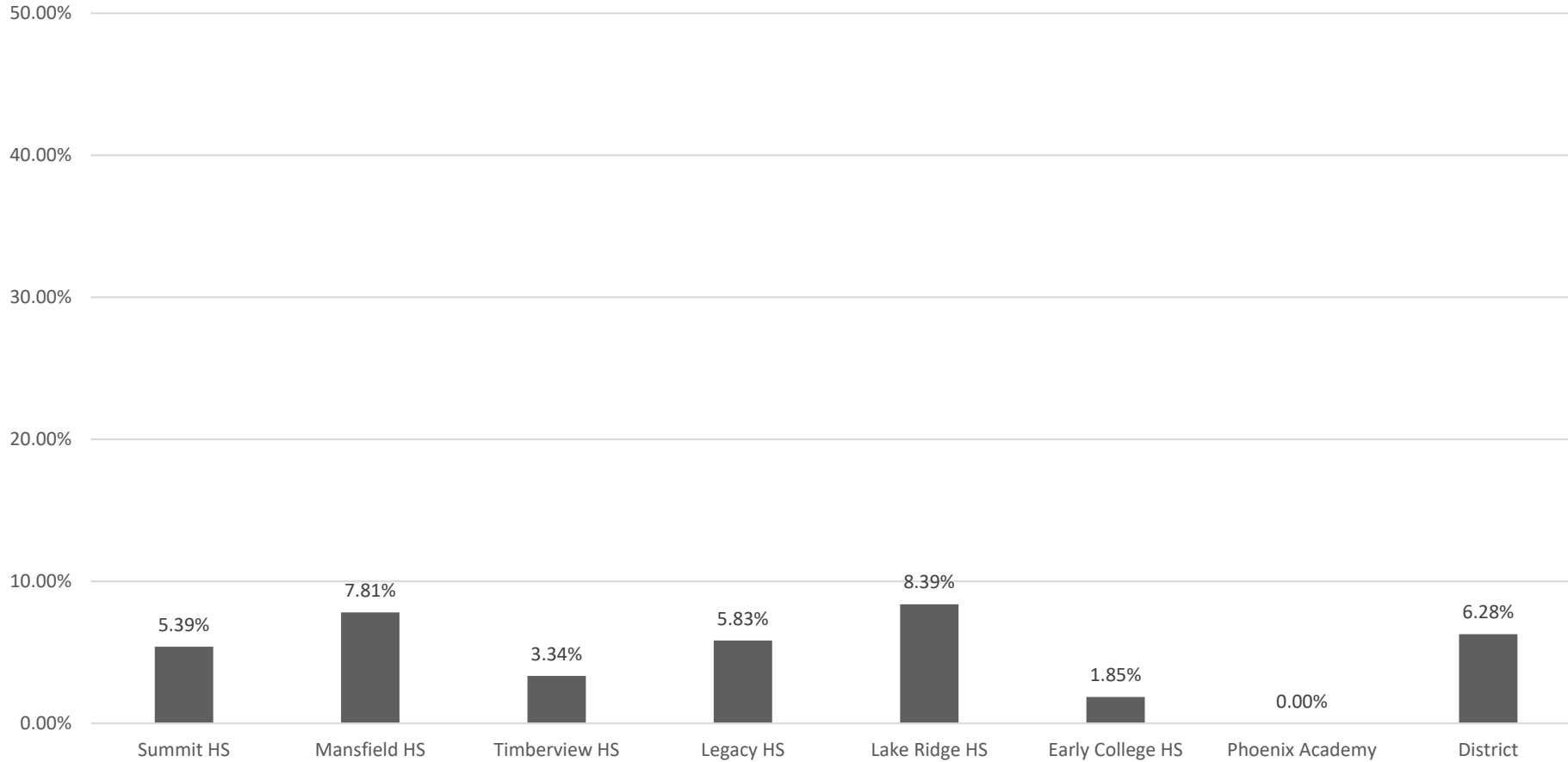
Status for this Measure



1.4.1 % of Students Graduating College and/or Career Ready – 11th Grade



% of 11th Grade Students College and/or Career Ready - 2021-22 Semester 1



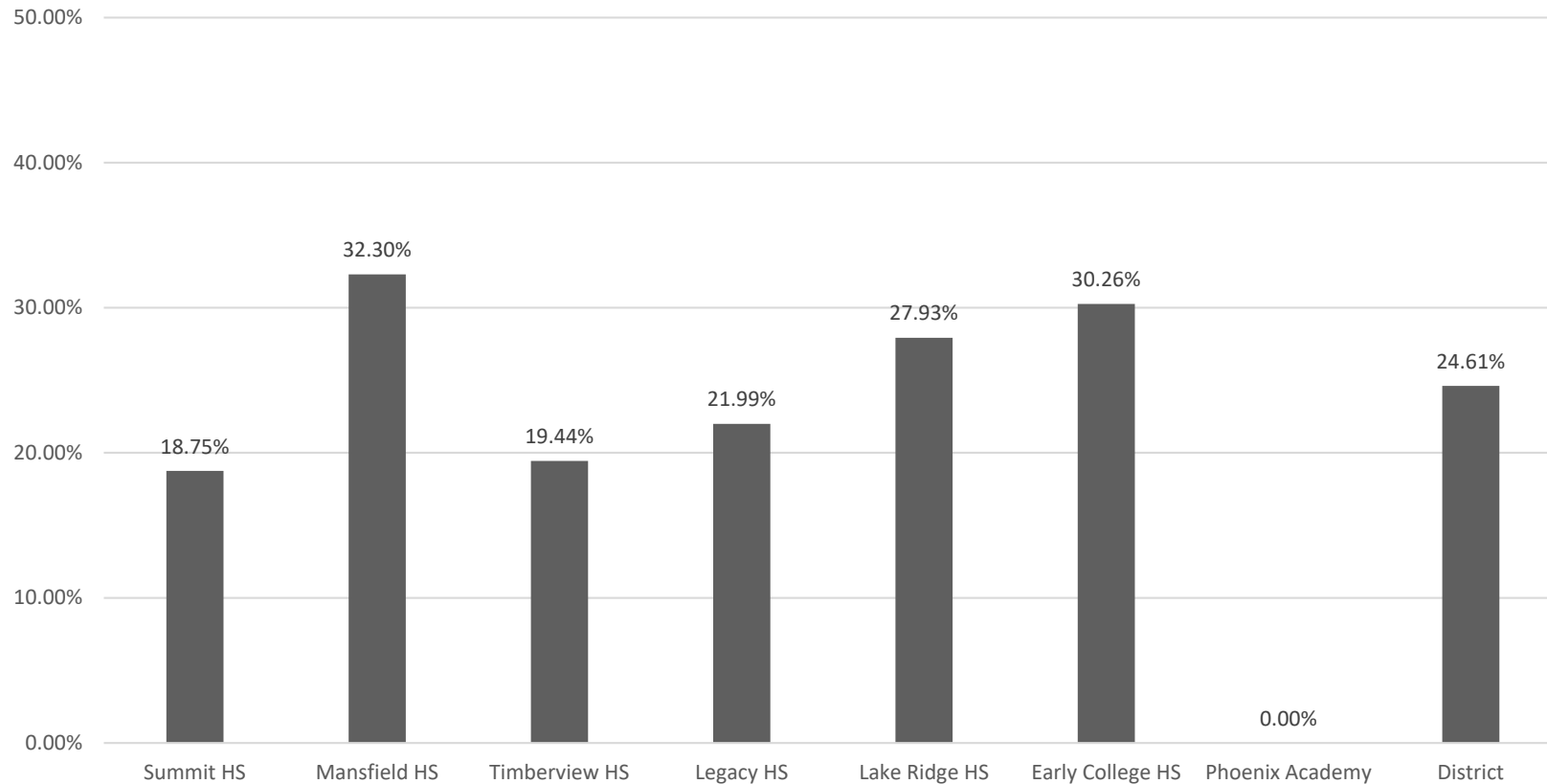
Status for this Measure



1.4.1 % of Students Graduating College and/or Career Ready – 12th Grade



**% of 12th Grade Students College and/or Career Ready - 2021-22
Semester 1**



Status for this Measure

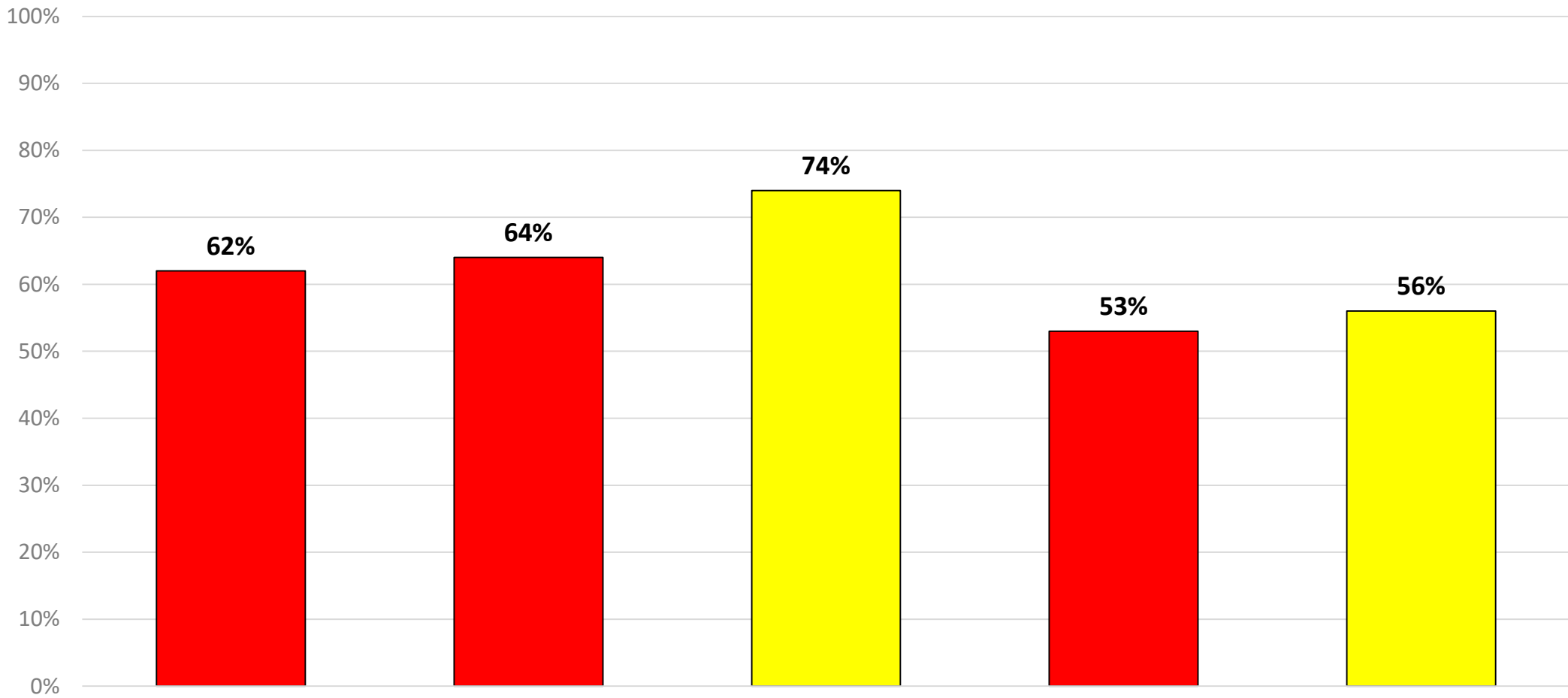
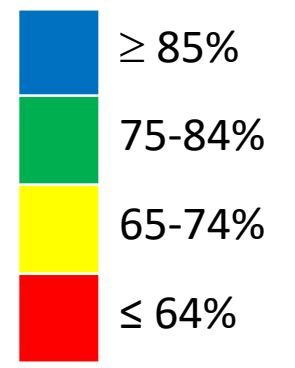


Department	Key Strategic Measures											Data Collected, Managed, and Reported by	
Student Services – Focus on Student Success/Engagement	3.1 % Students in Extra/Co-Curricular Activities 3.2 Student Survey - % Satisfied 3.3 % Out of Placement (ISS/OSS/DAEP)											David Wright Gary Gates	
Leading Indicator Measure	Reported By	Sept.	Oct.	Nov.	Dec.	Jan.	Feb.	Mar.	Apr.	May	June	July	Aug.
3.1 % Students in Extra/Co-Curricular Activities	G. Gates					X				X			
3.2 Student Survey - % Satisfied	D. Wright					X				X			
3.3 % Out of Placement (ISS/OSS/DAEP)	G. Gates		X	X		X		X	X		X		

3.1.1 % Students in Extra/Co-curricular Activities



Status for this Measure



Elementary

Intermediate

Middle

High School

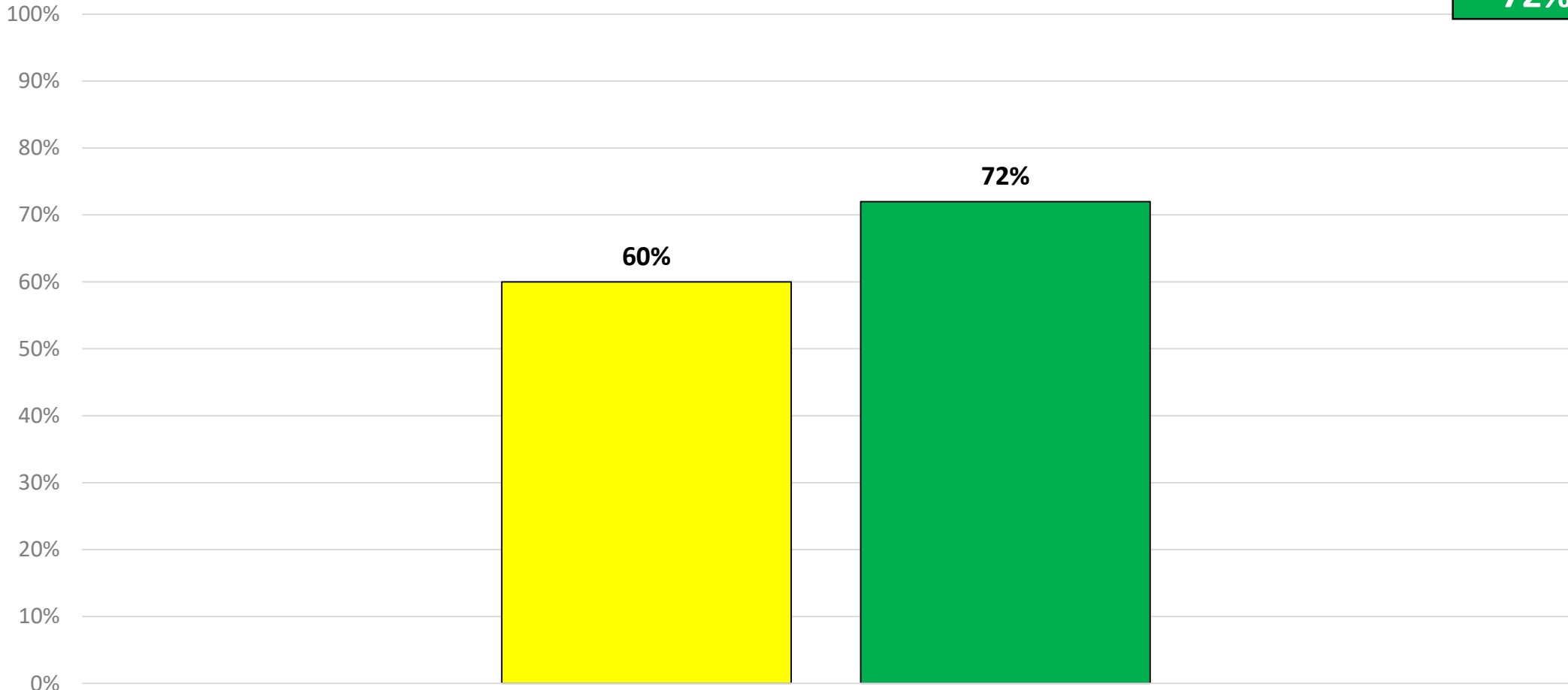
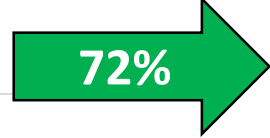
MISD

■ Elementary ■ Intermediate ■ Middle ■ High School ■ MISD

Baseline Year

3.2.1 Students Surveyed - % Satisfied

- Above Goal
- At Goal
- Near Goal
- Below Goal



MISD

- Final Measure 20-21
- Leading Measure 21-22

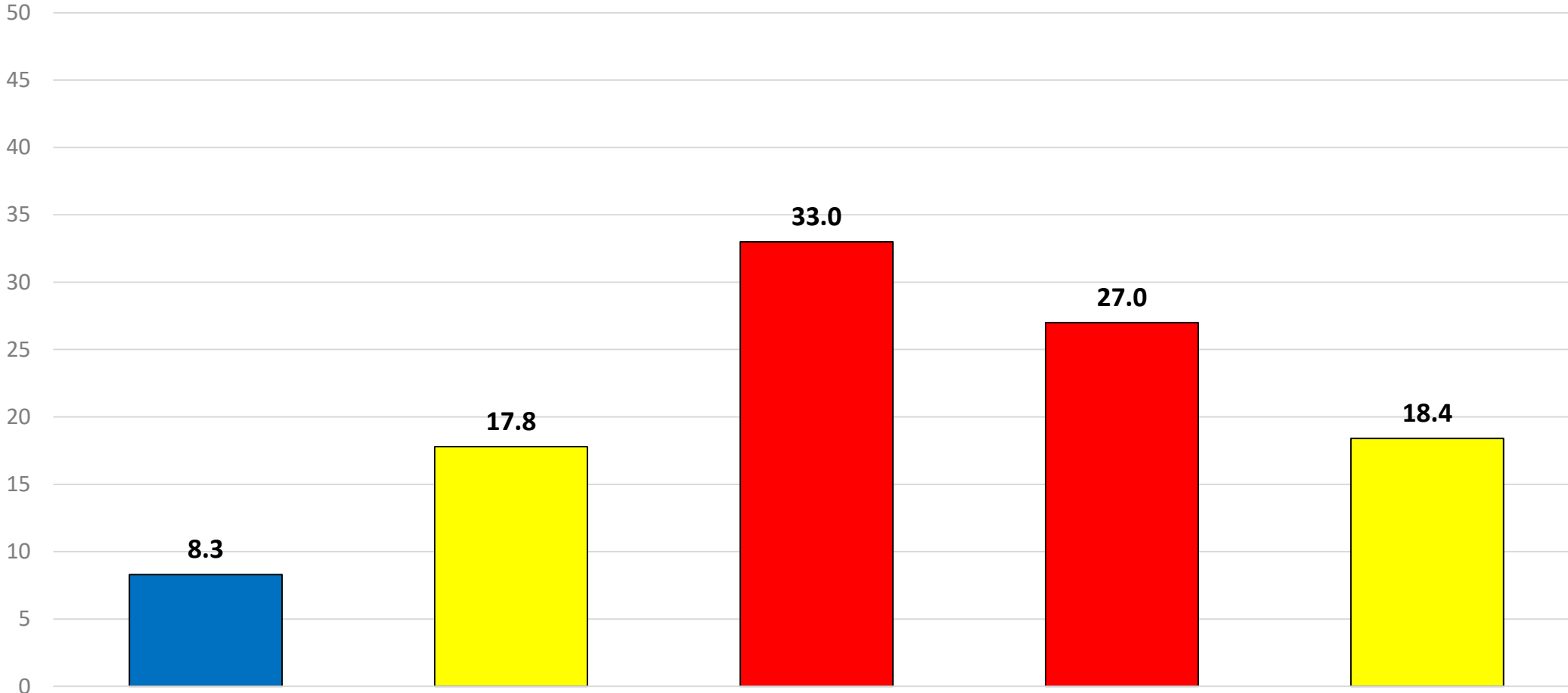
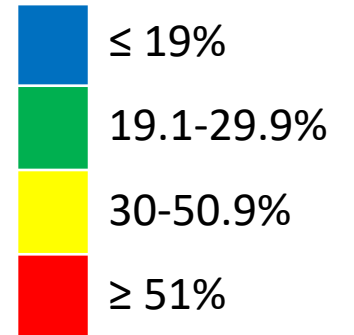
Status for this Measure

- > 81%
- 70-80%
- 60-69%
- ≤ 59%

3.3.1 % of Out of Placements (SPED)



Status for this Measure



Elementary

Intermediate

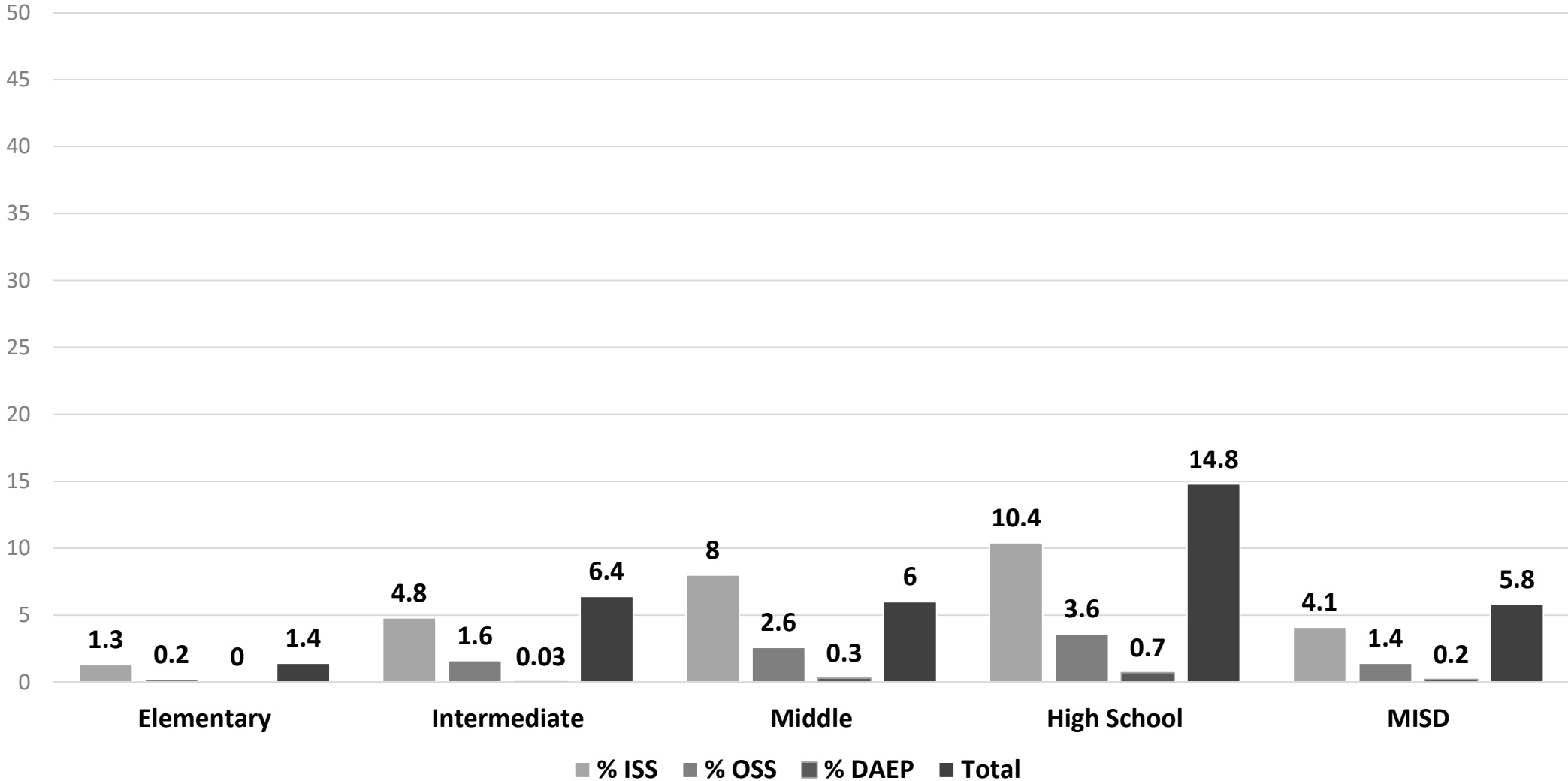
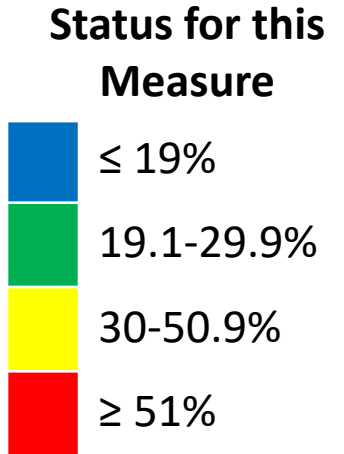
Middle

High School

MISD

Elementary Intermediate Middle High School MISD

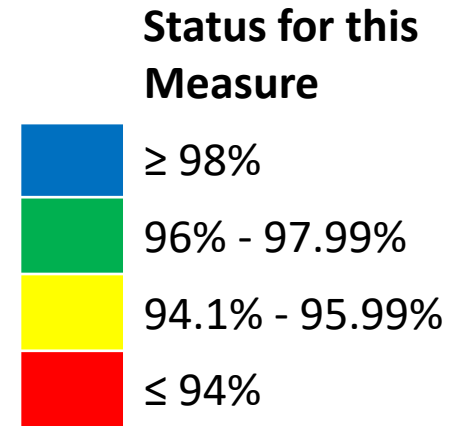
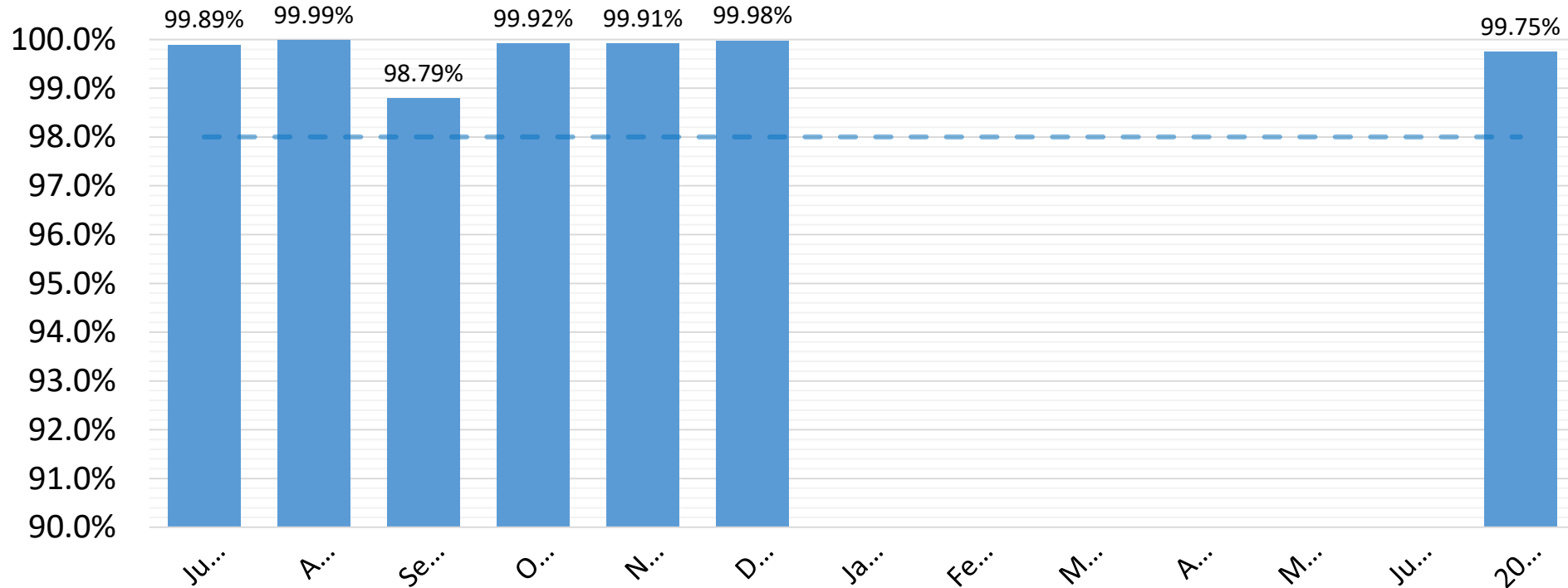
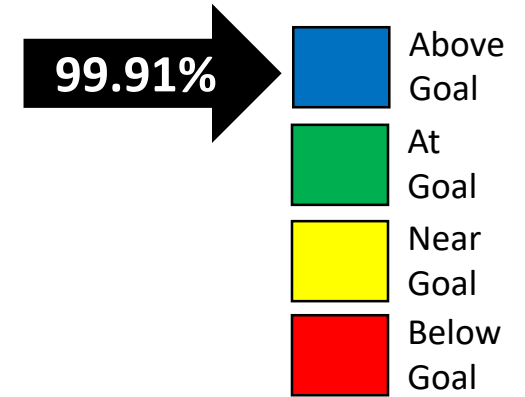
3.3.2 % of Out of Placements



Baseline Year

Department		Key Strategic Measures											Data Collected, Managed, and Reported by	
Technology – Focus on Excellence and Equity in Technology		4.1 % Critical Systems Scheduled Uptime 4.2 % Work Orders Completed within 7 Business Days 4.3 Cybersecurity: Uncompromised End-Points											Shawntee' Cowan	
Leading Indicator Measure		Reported By	Sept.	Oct.	Nov.	Dec.	Jan.	Feb.	Mar.	Apr.	May	June	July	Aug.
4.1.1 Average scheduled uptime for critical systems		Shawntee' Cowan	X	X	X	X	X	X	X	X	X	X	X	X
4.2.1 % of work orders completed in seven days		Shawntee' Cowan	X		X		X		X		X		X	X
4.3 Cybersecurity: Uncompromised End-Points		Shawntee' Cowan	X		X		X		X		X		X	X

4.1.1 Technology - Average scheduled uptime of critical systems

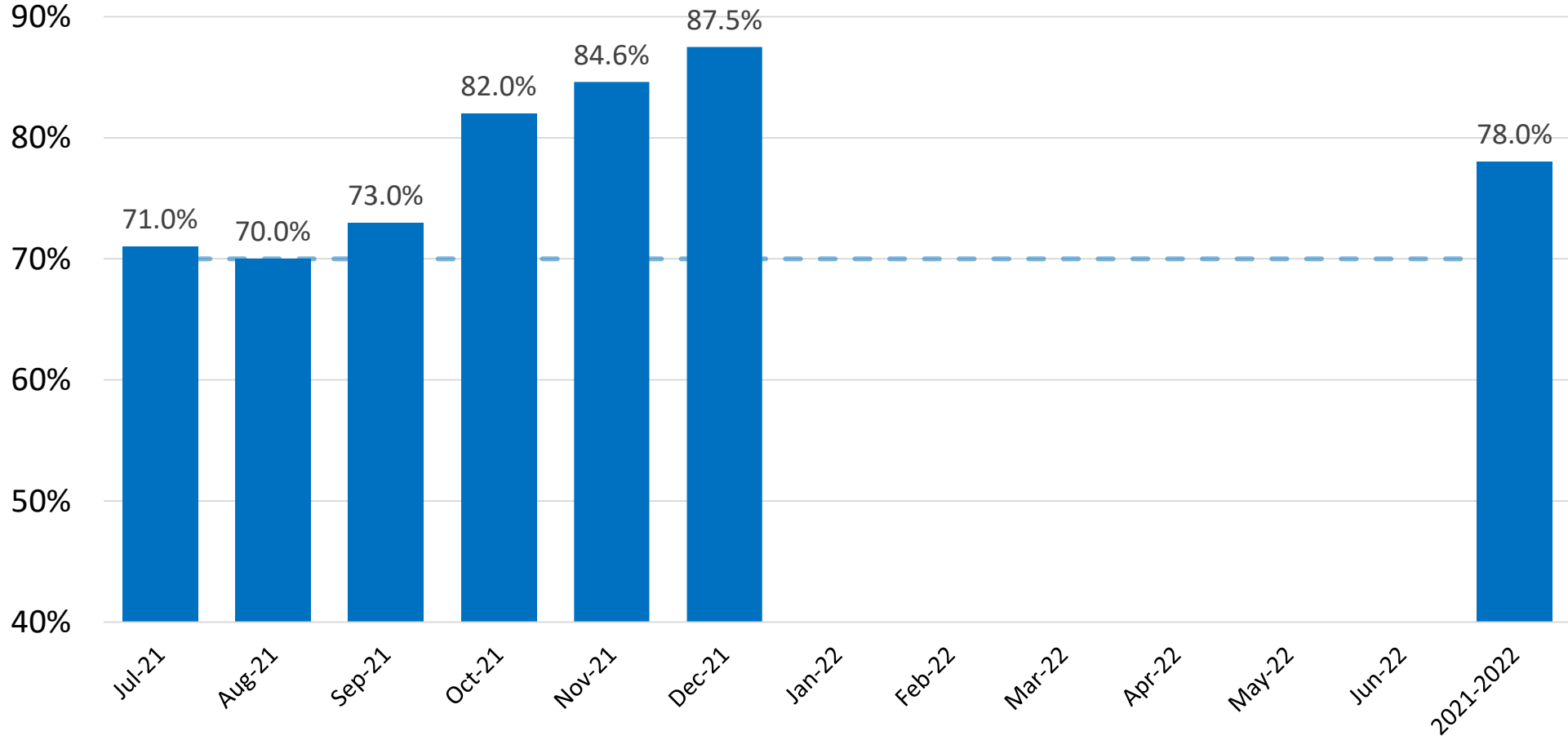


Goal: ≥ 98%

4.2.1 Technology - Total work orders completed within 7 business days

78%

- Above Goal
- At Goal
- Near Goal
- Below Goal

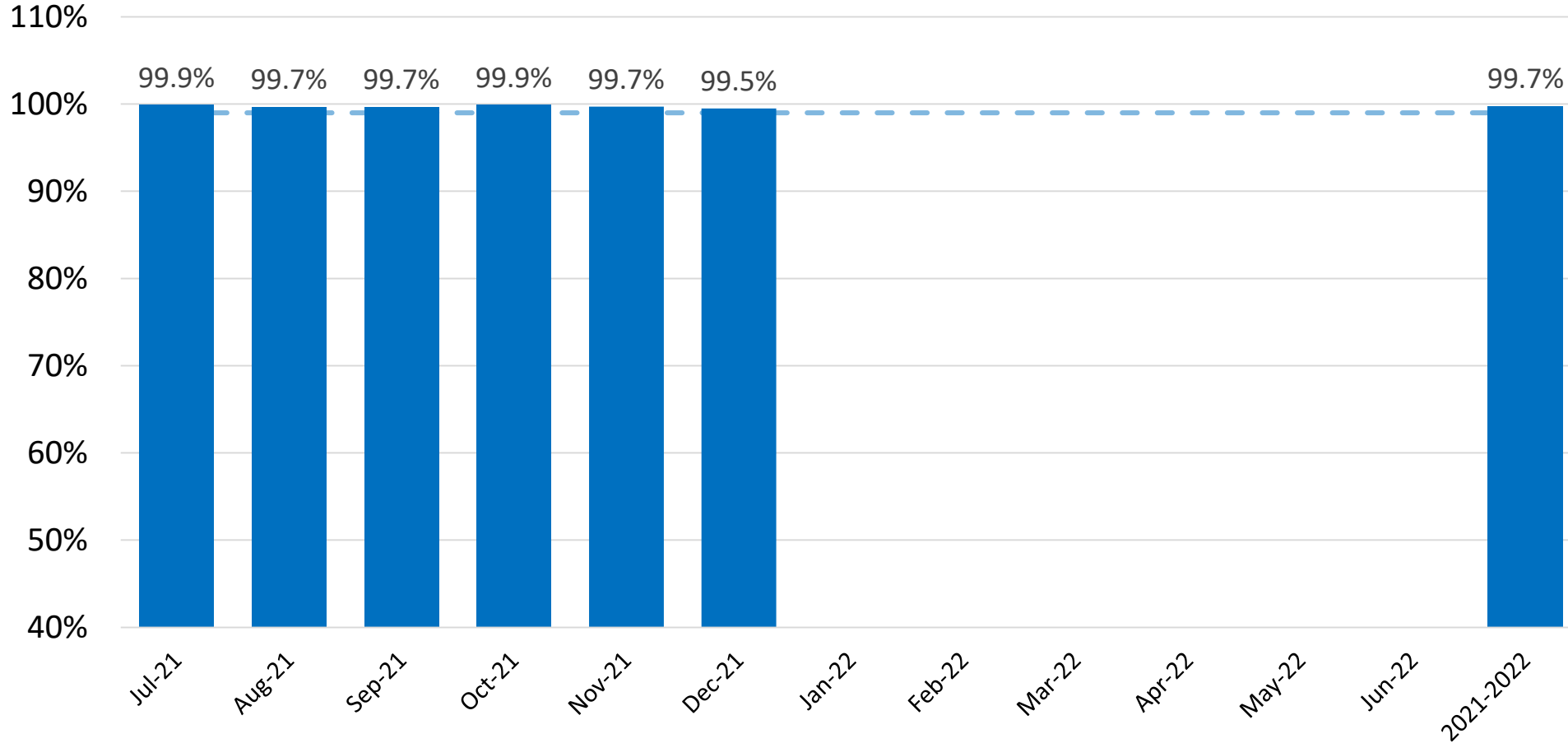
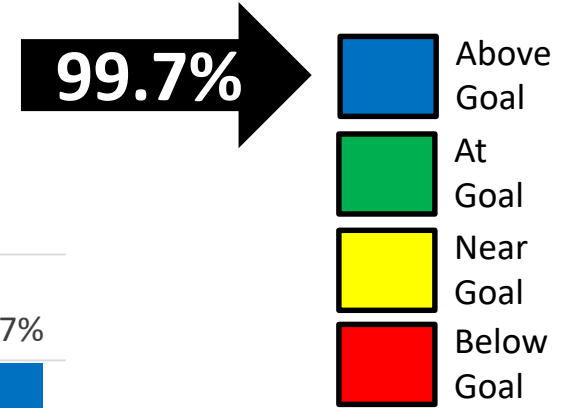


Goal: $\geq 80\%$

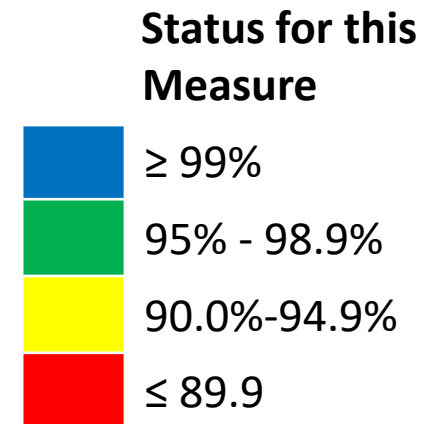
Status for this Measure

- $\geq 80\%$
- 70% - 79.9%
- 65% - 69.9%
- $\leq 64.9\%$

4.3.1 Cyber-Security: Uncompromised End-Points

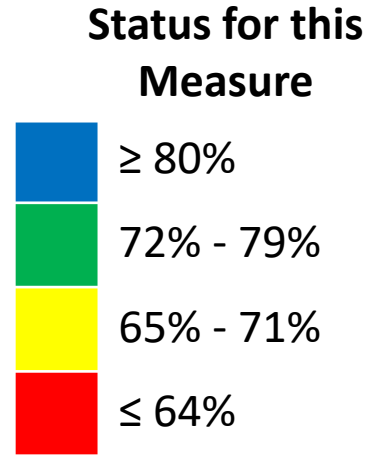
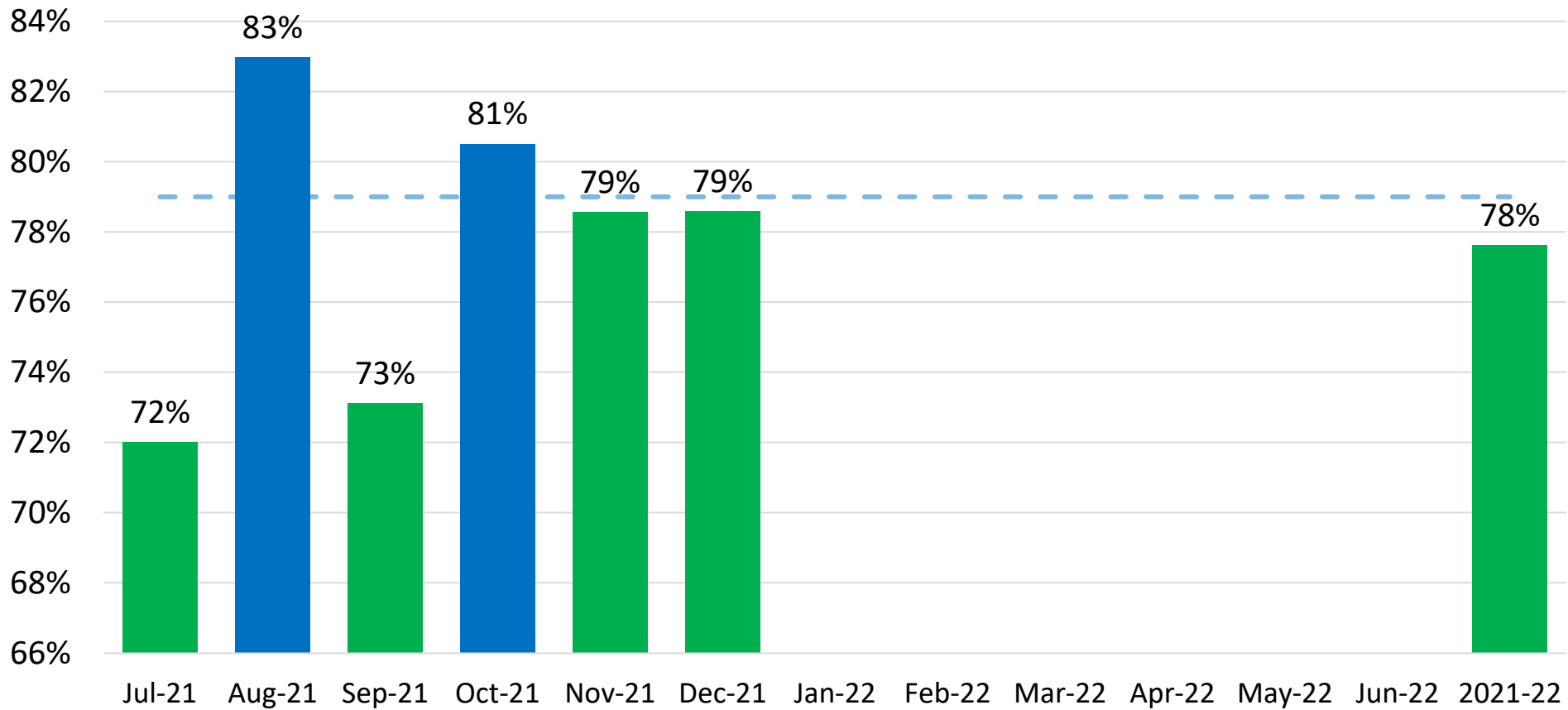
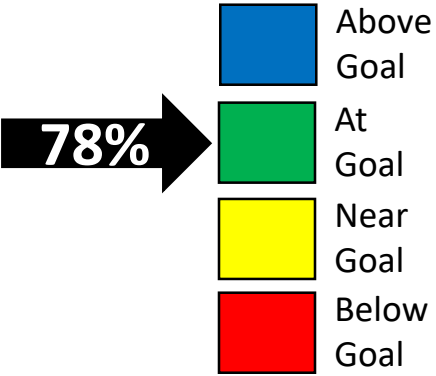


Goal: $\geq 99\%$



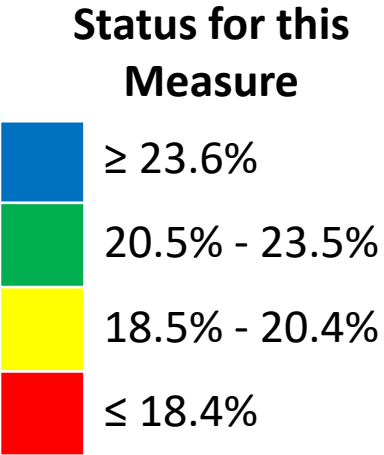
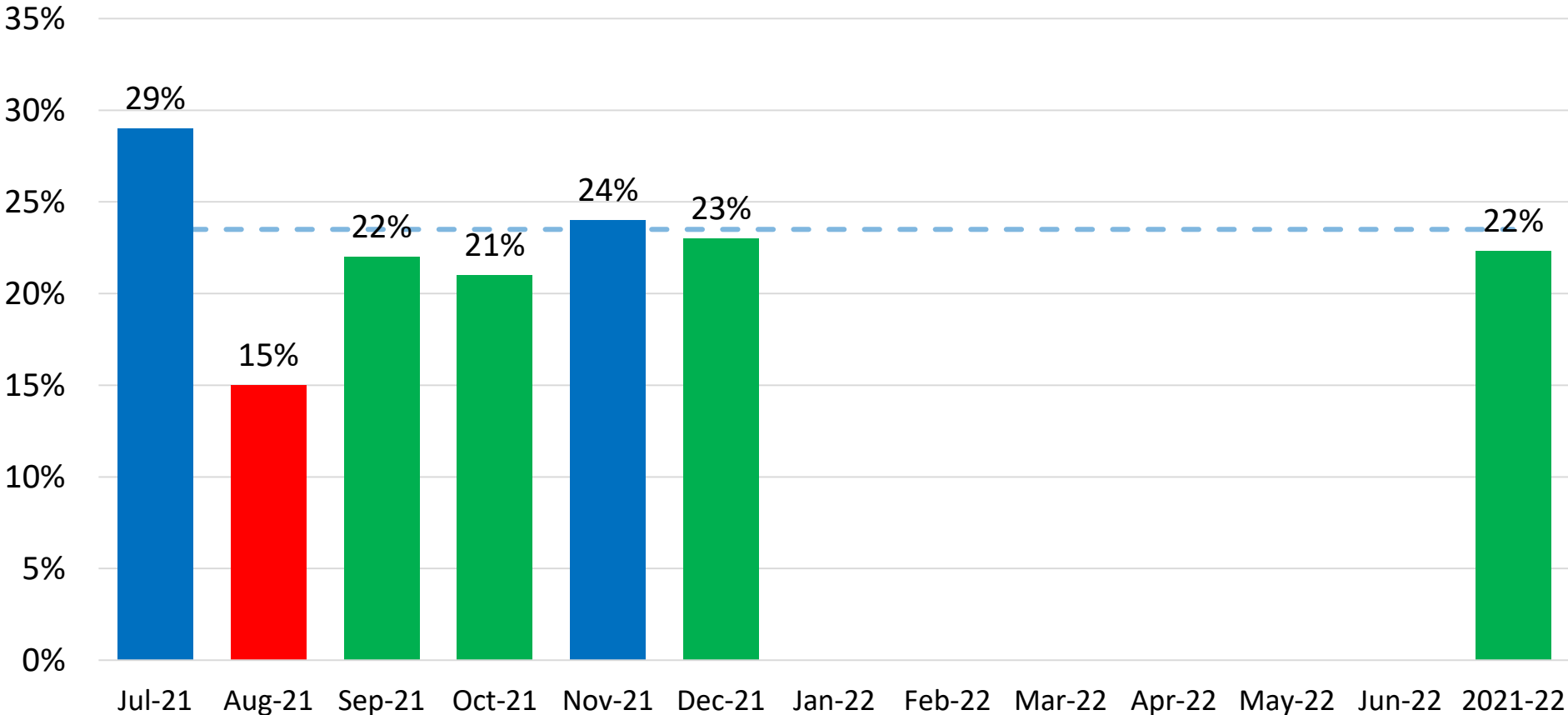

Department	Key Strategic Measures											Data Collected, Managed, and Reported by		
Facilities and Operations – Focus on Operational Excellence	7.1 % of Work Orders Completed within 5 Business Days 7.2 % of Workers Compensation Claims Filed 7.3 % of Student Meal Participation											Jeff Brogden		
Leading Indicator Measure	Reported By	Sept.	Oct.	Nov.	Dec.	Jan.	Feb.	Mar.	Apr.	May	June	July	Aug.	
7.1.1 % of Work Orders Completed within 5 Business Days	Jeff Brogden	X		X		X		X		X		X	X	
7.1.2 % of Work Orders dedicated to preventative maintenance	Jeff Brogden	X		X		X		X		X		X	X	
7.2.1 Worker’s Compensation Claims	Jeff Brogden	X				X				X			X	
7.2.2 Provide safety training	Jeff Brogden	X		X		X		X		X		X	X	
7.3.1 Student Nutrition meal participation	Jeff Brogden	X		X		X		X		X		X	X	
7.3.2 Decrease food cost margin	Jeff Brogden	X				X				X			X	
7.4.1 2017 Bond Program % Under Budget	Jeff Brogden	X		X		X		X		X		X	X	
7.5.1 Energy Management Cost Avoidance	Jeff Brogden	X		X		X		X		X		X	X	
7.6.1 Total Paid Worker’s Comp Claims	Jeff Brogden	X				X				X			X	
7.7.1 % of overall events dedicated to the MISD Fine Arts Programs and Activities	Jeff Brogden	X		X		X		X		X		X	X	
7.8.1 Reduce the number of buses that are out of service daily	Jeff Brogden	X		X		X		X		X		X	X	

7.1.1 Maintenance – Percentage of Total Work Orders Completed within 5 Business Days



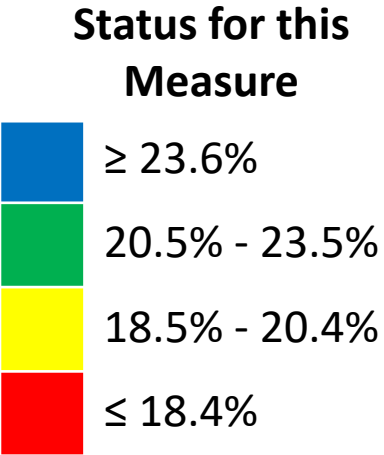
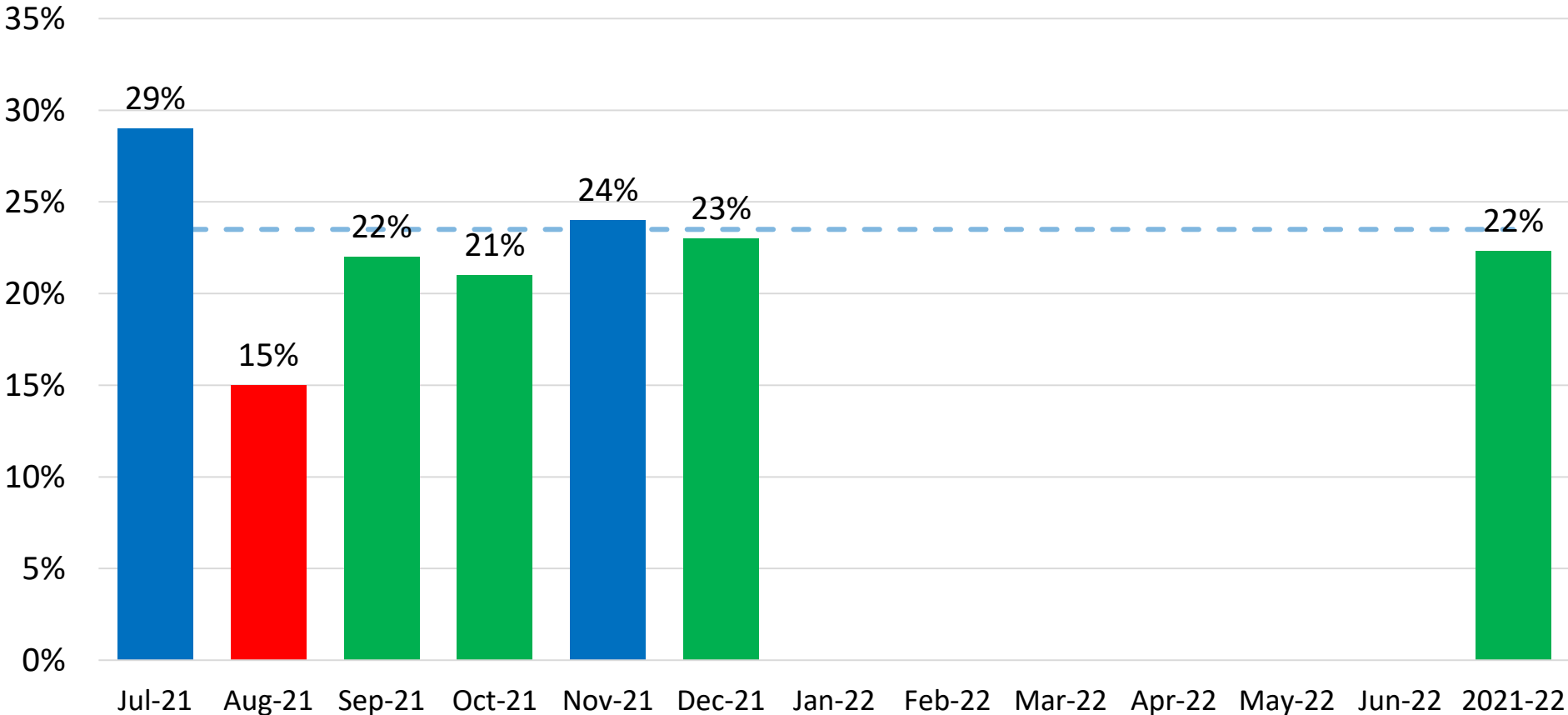
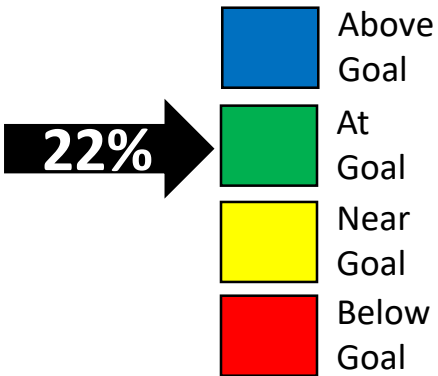
Goal: 79% annually

7.1.2 Maintenance – Percentage of Labor Hours Dedicated to Preventative Maintenance



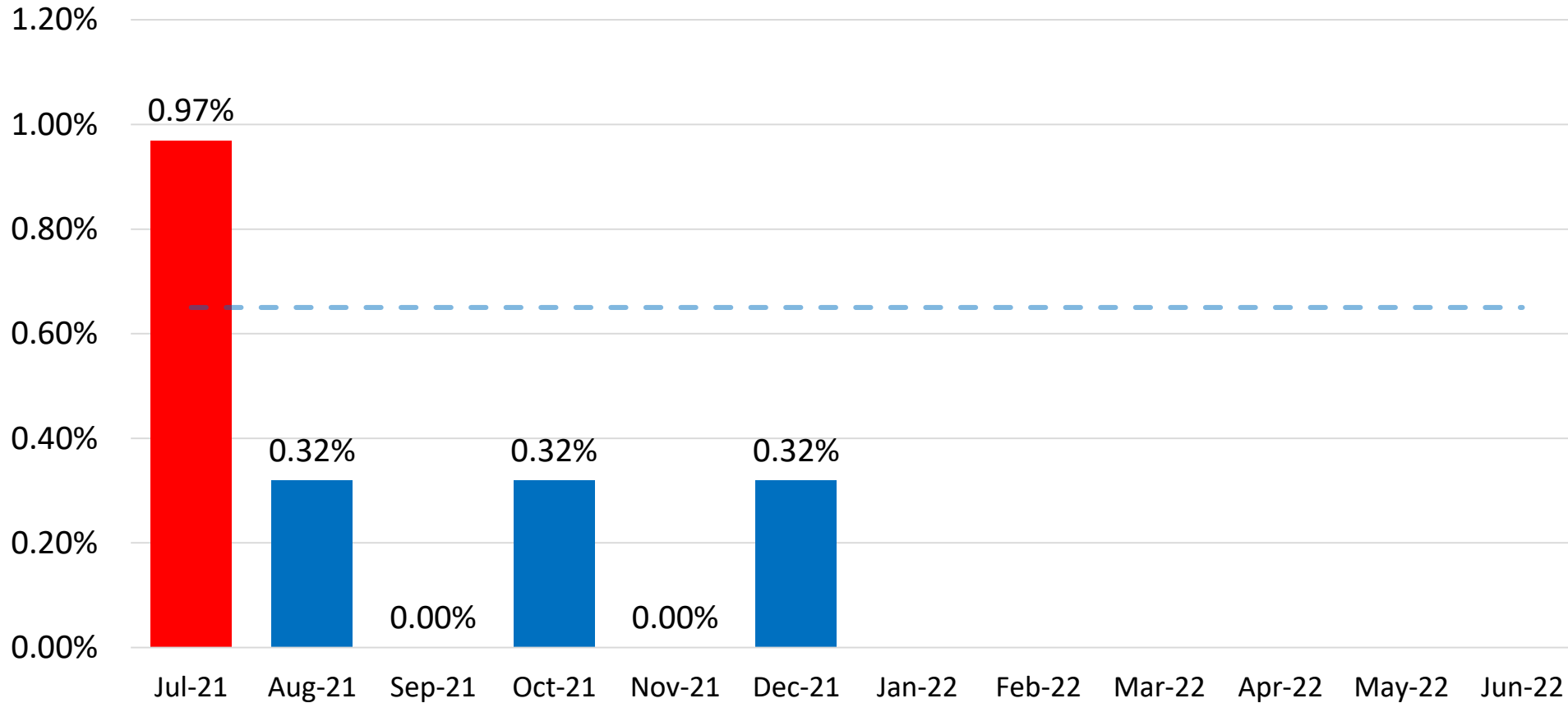
Goal: 23.5% annually

7.1.2 Maintenance – Percentage of Labor Hours Dedicated to Preventative Maintenance


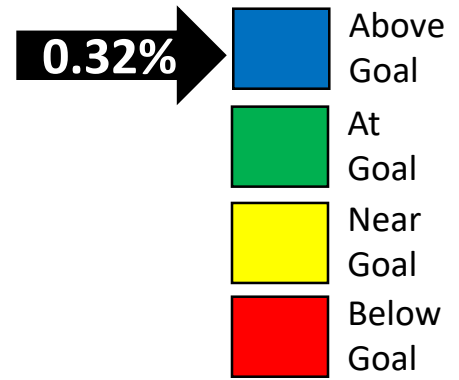


Goal: 23.5% annually

7.2.1 Custodial – Percentage of Workers' Compensation Claims per Total Employees

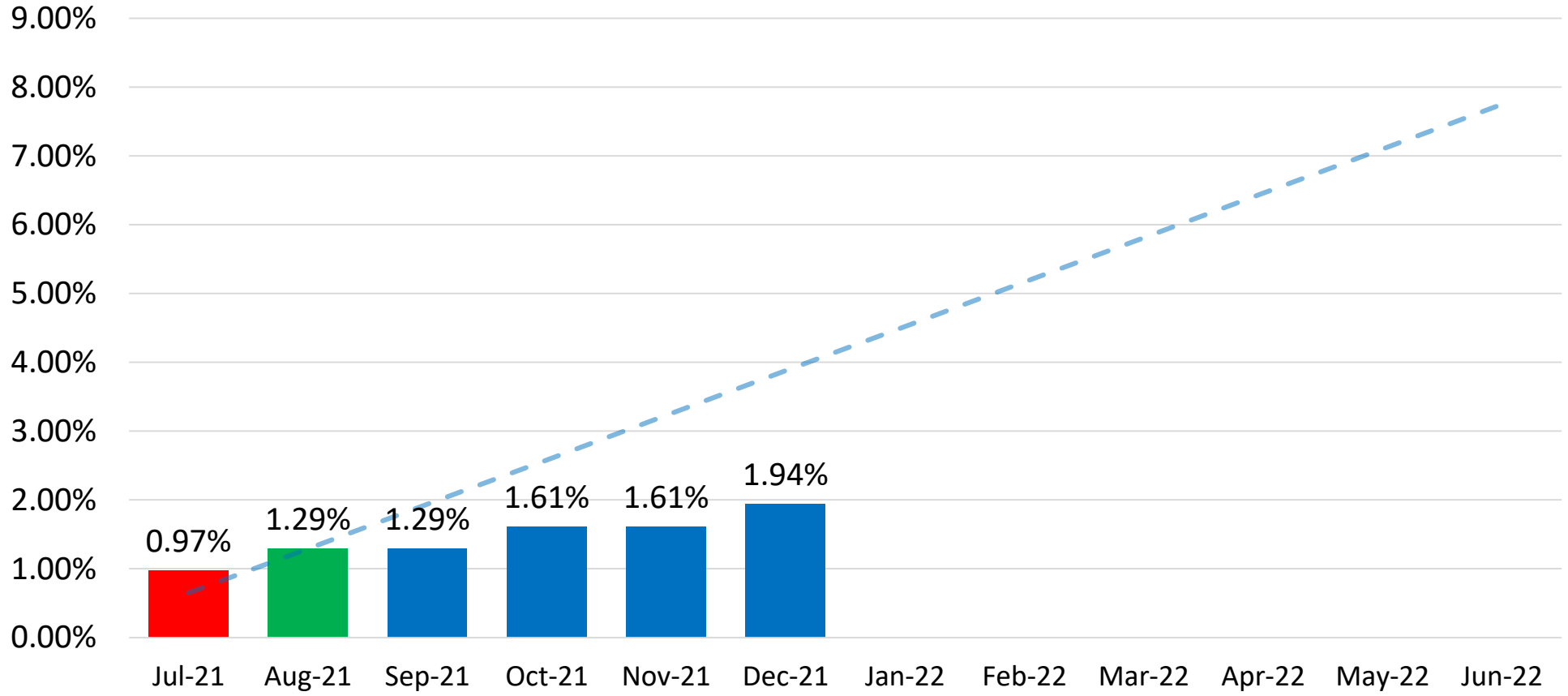


Goal: 0.65% monthly



0.32%

7.2.1 Custodial – Percentage of Workers' Compensation Claims per Total Employees



1.94% →

- Above Goal
- At Goal
- Near Goal
- Below Goal

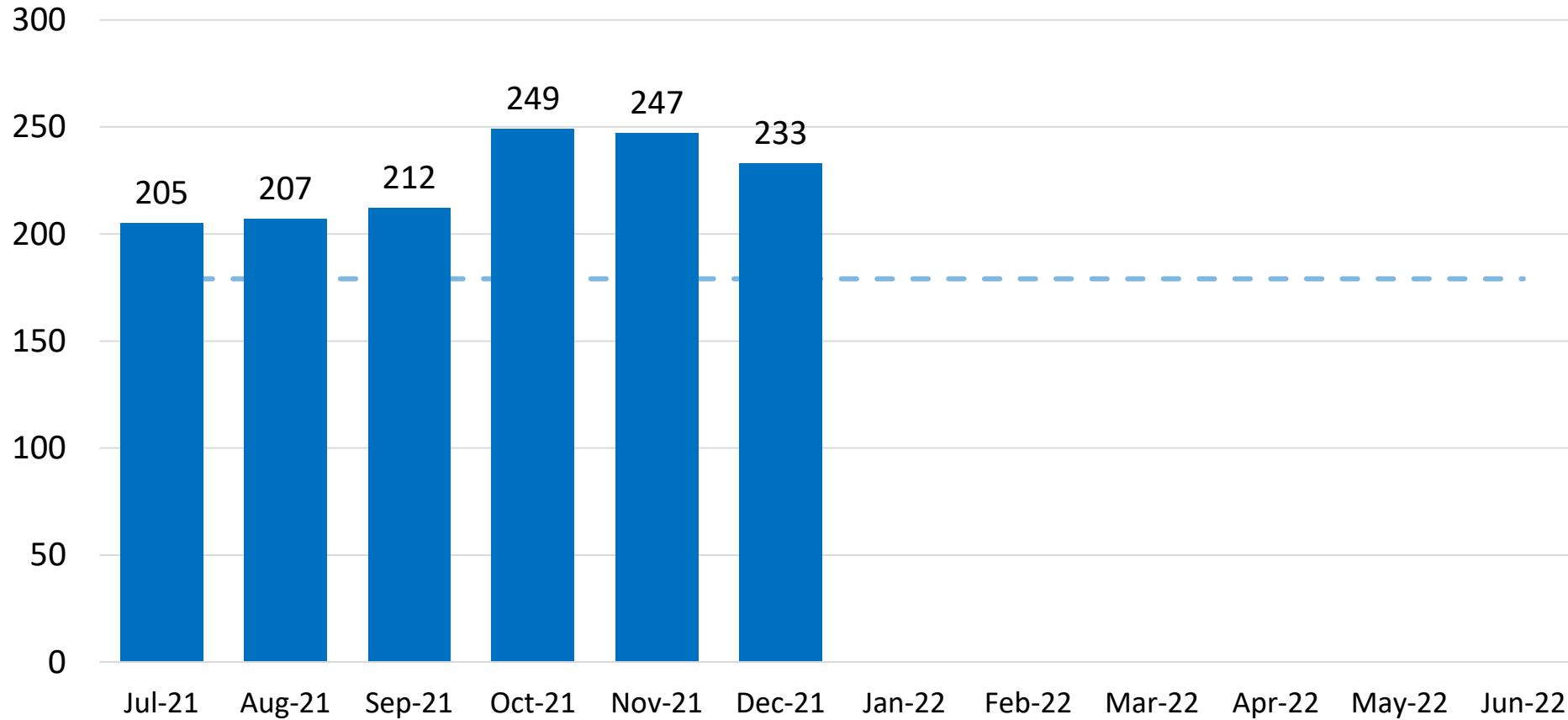
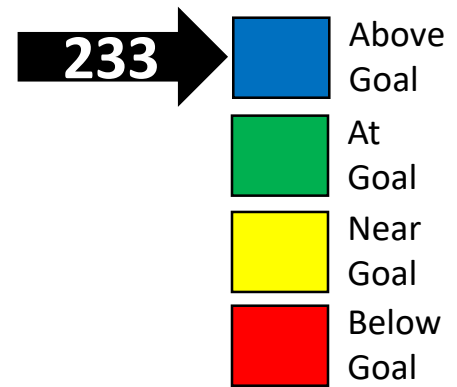
Good
↓

Status for this Measure

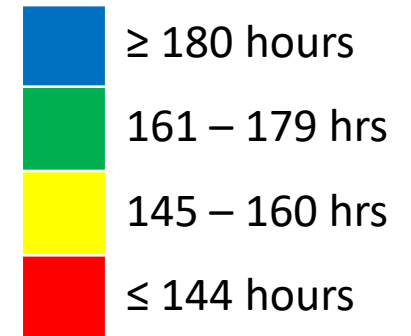
- ≤ 3.87%
- 3.88% - 4.26%
- 4.27% - 4.65%
- ≥ 4.66%

Goal: 9% annually

7.2.2 Custodial – Provide Safety Training

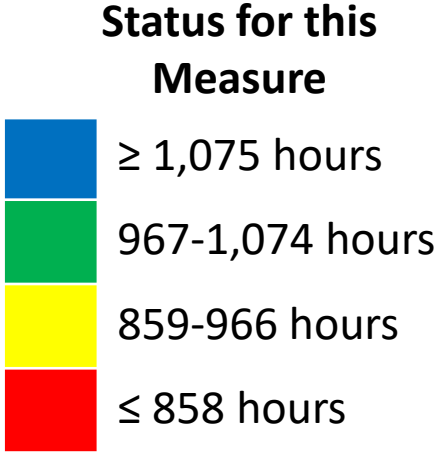
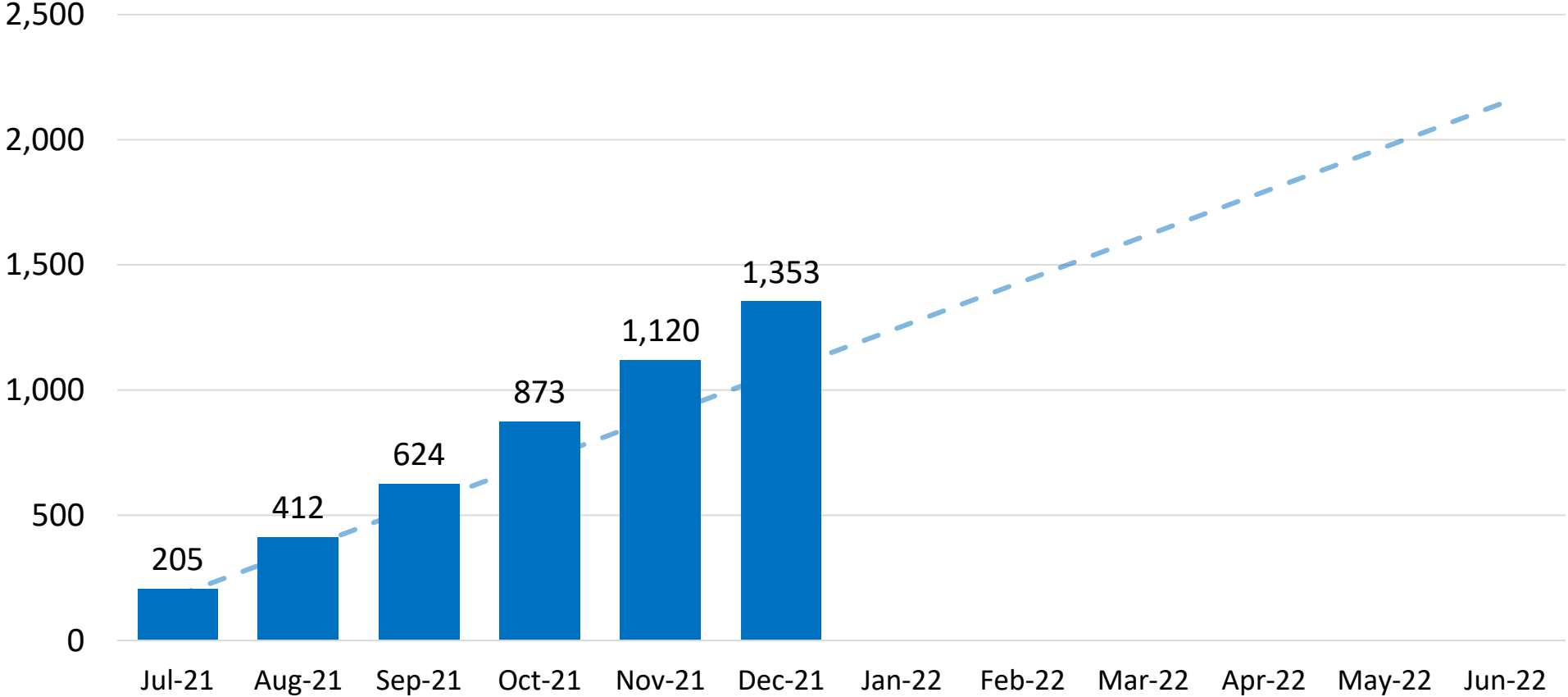



Status for this Measure



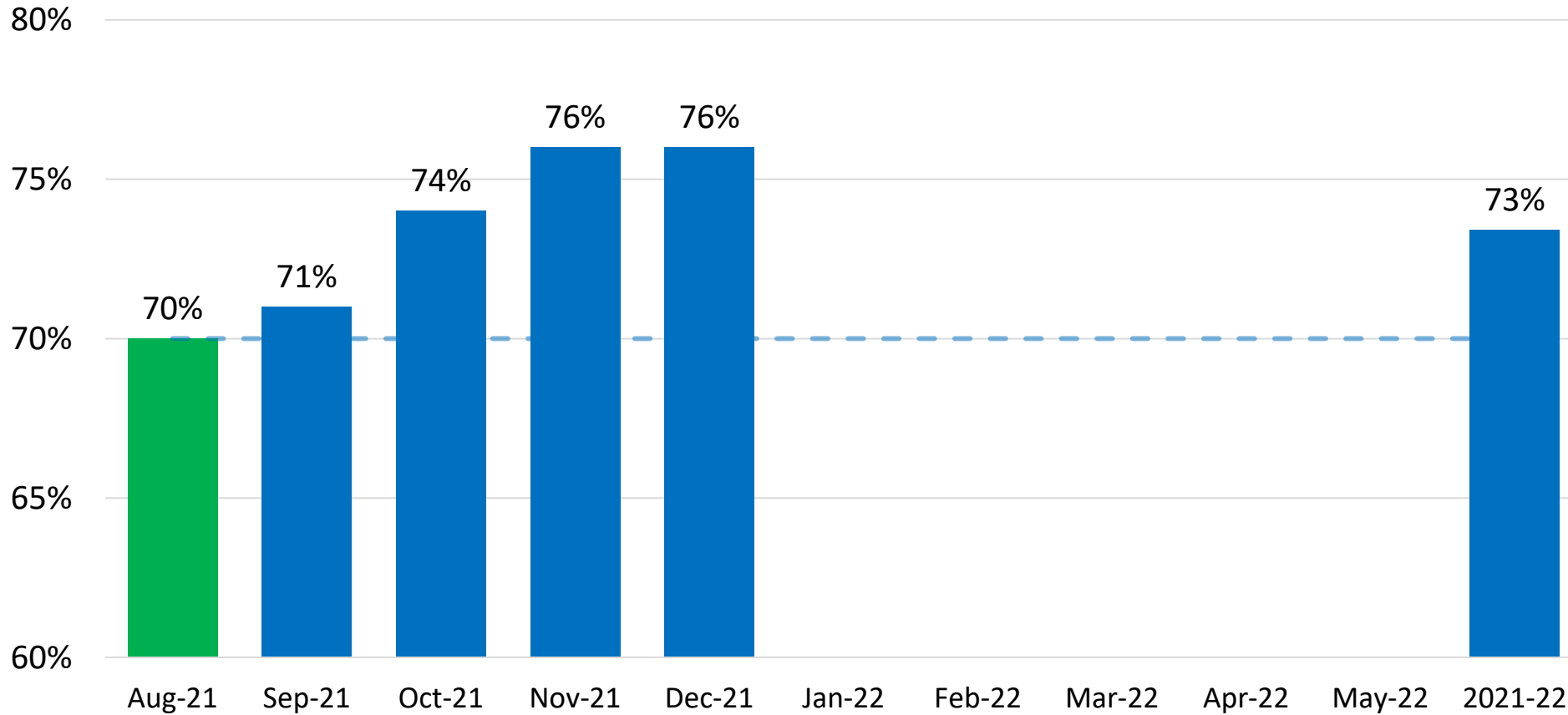
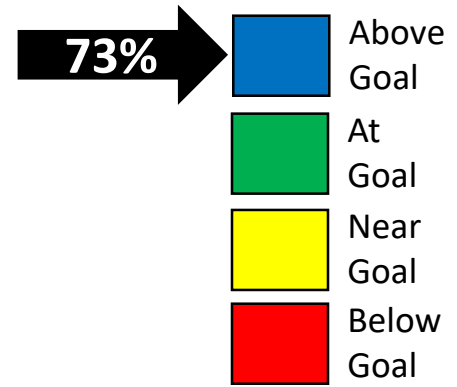
Goal: 179 hours per month

7.2.2 Custodial – Provide Safety Training

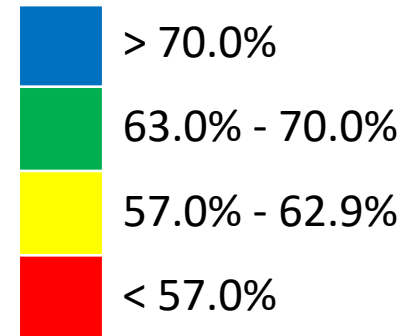


Goal: 2,150 hours annually

7.3.1 Student Nutrition – Meal Participation

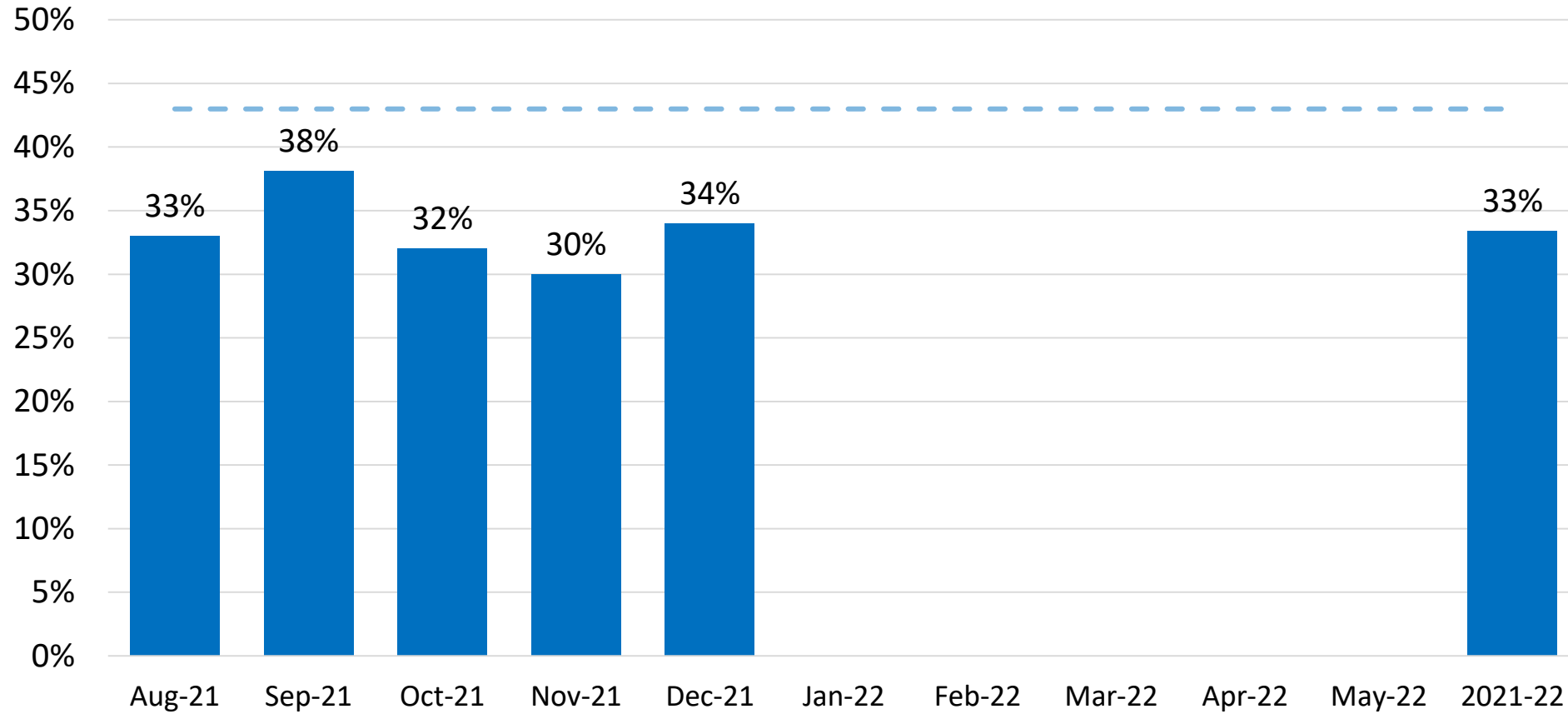
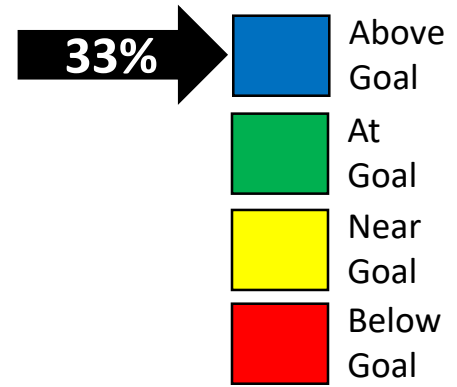


Status for this Measure

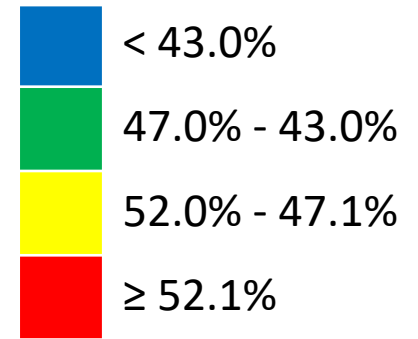


Goal: 70% annually

7.3.2 Student Nutrition – Food Cost Margin



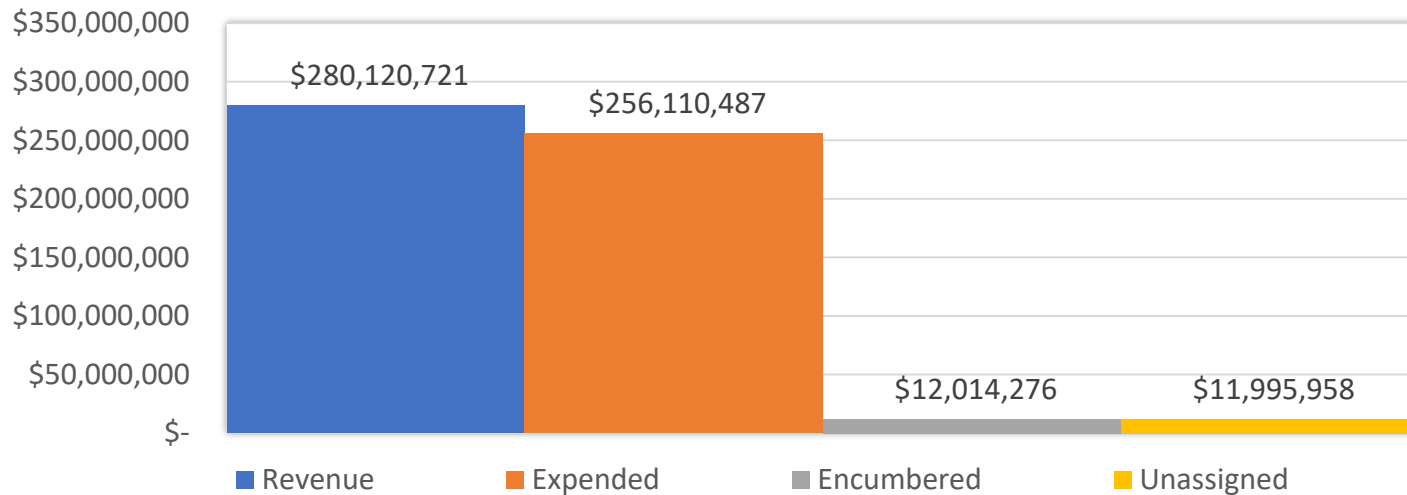
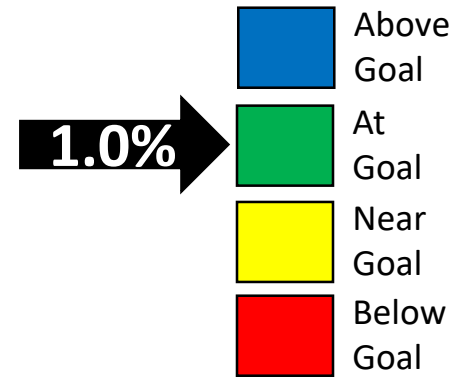
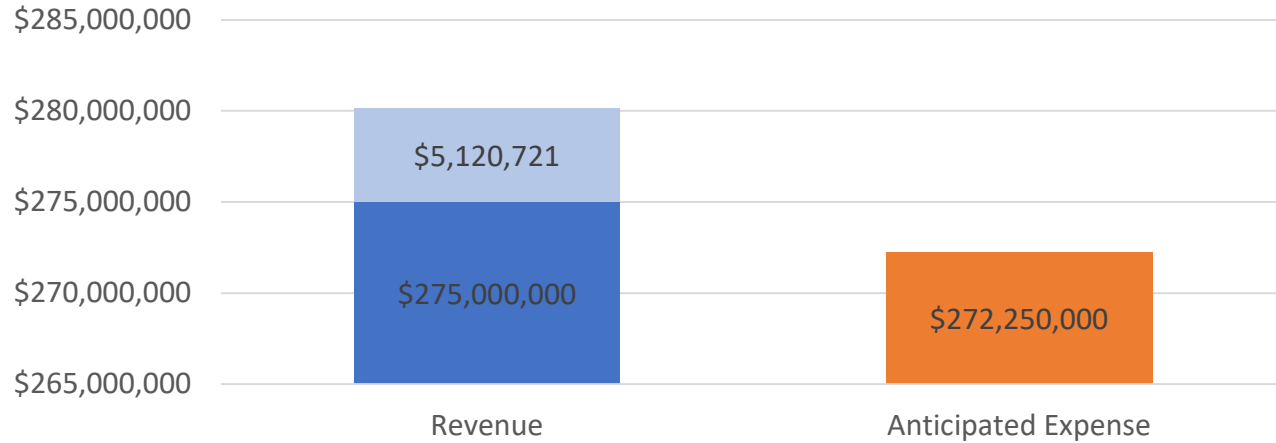
Status for this Measure



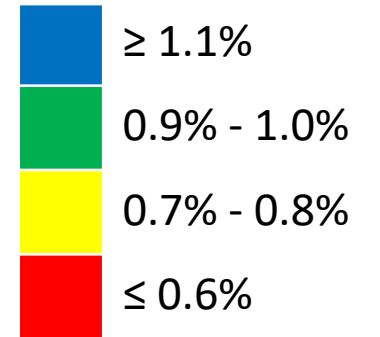
Good
↓

Goal: ≤ 43% annually

7.4.1 Bond 2017 Program

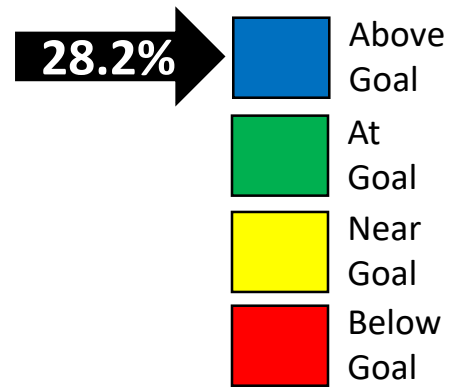


Status for this Measure


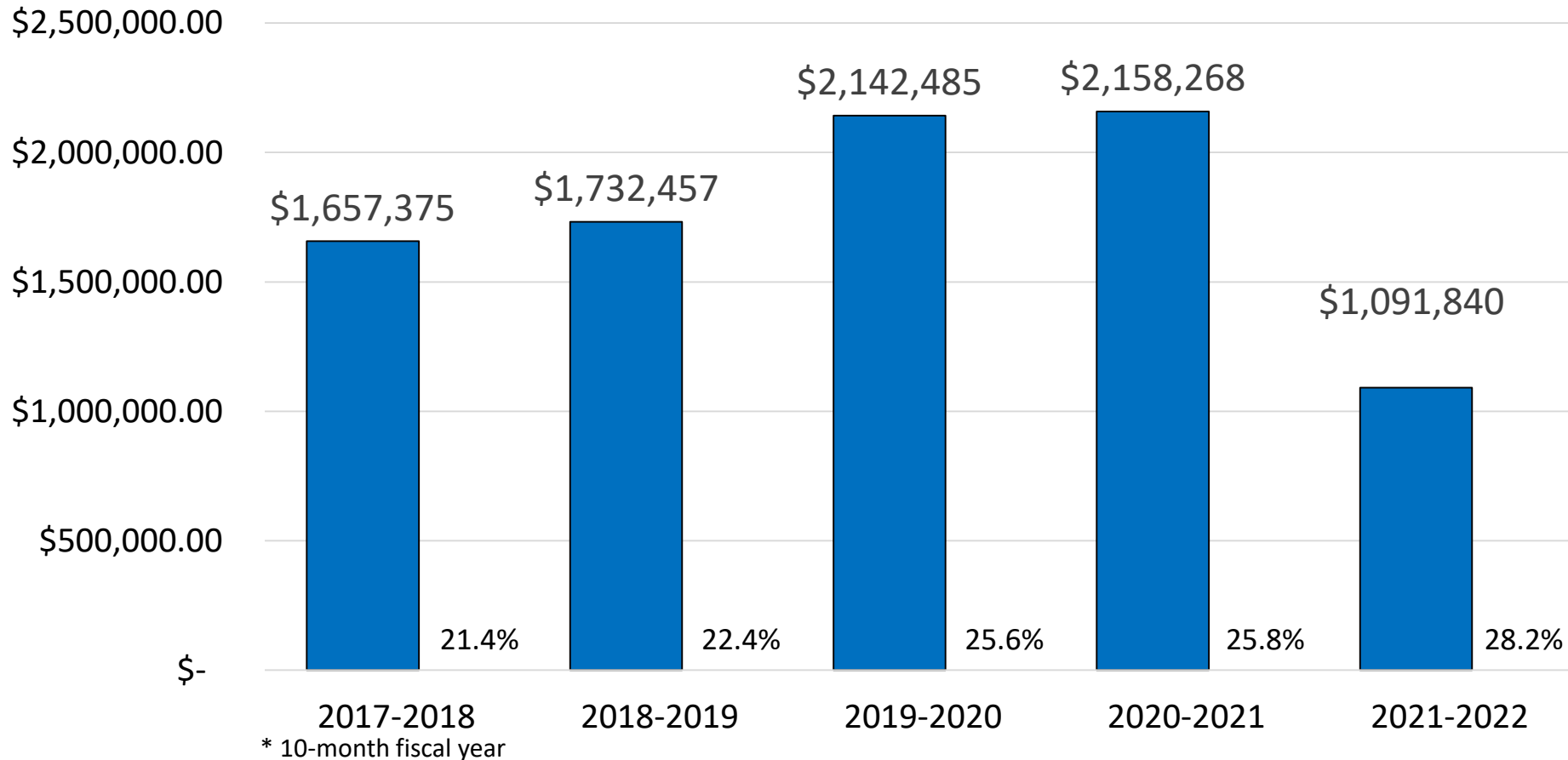


Goal: Under Budget ≤ 1.0% or \$2.75 million

7.5.1 Energy Management: Utility Cost Avoidance

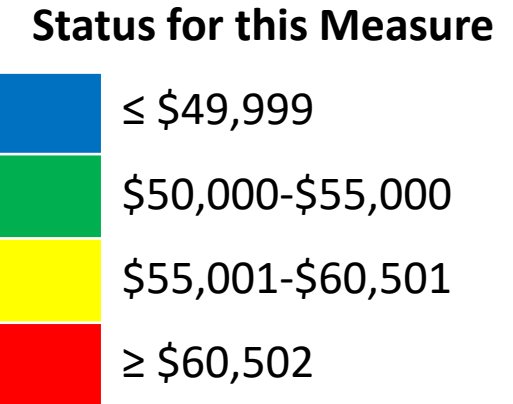

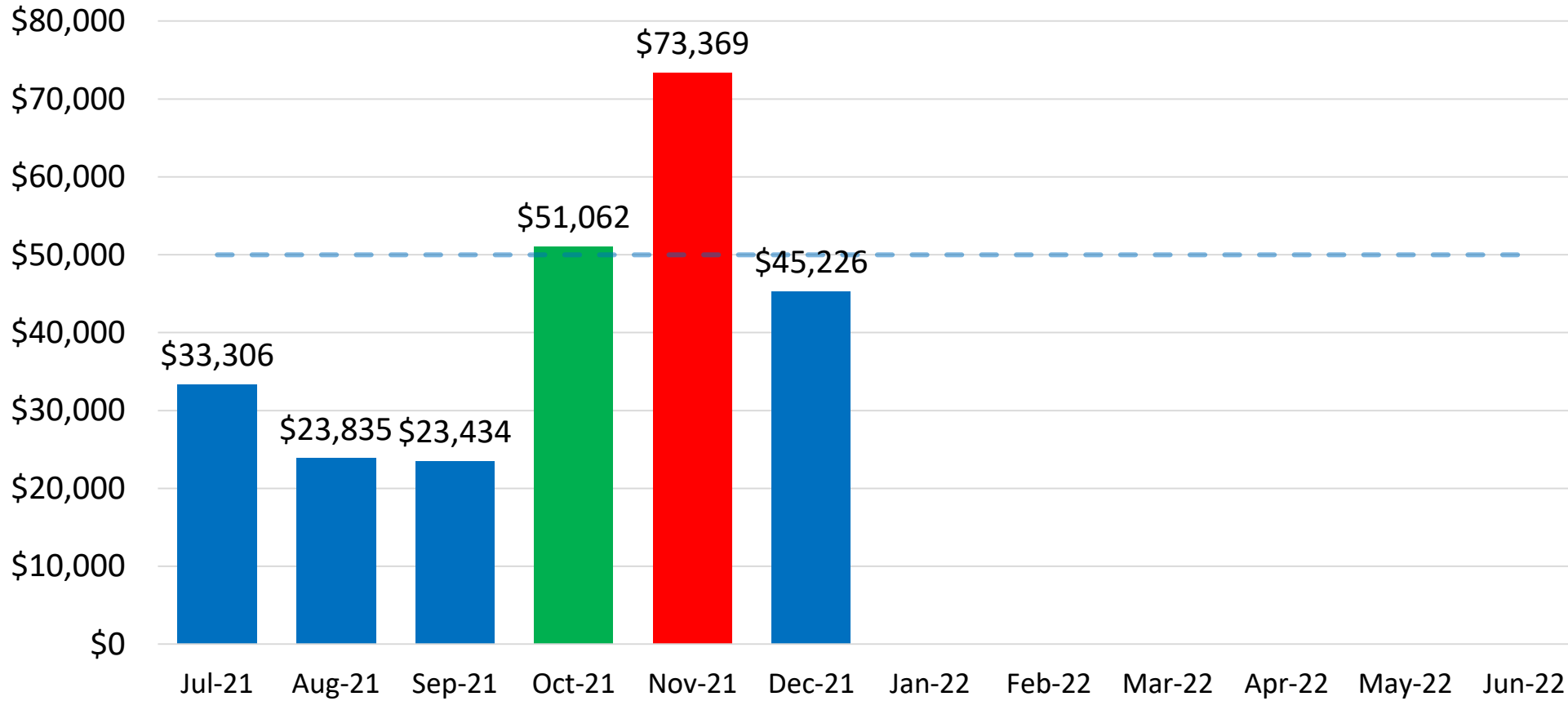


Overall Program Savings



Goal: Reduce Energy Consumption Districtwide \geq 20% (Total Savings \$16,396,350)

7.6.1 Risk Management – Total Paid Workers’ Comp Claims

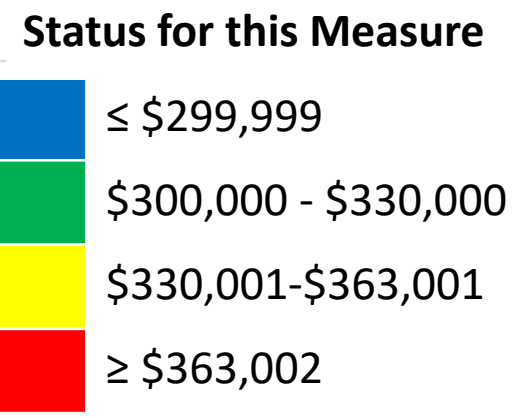
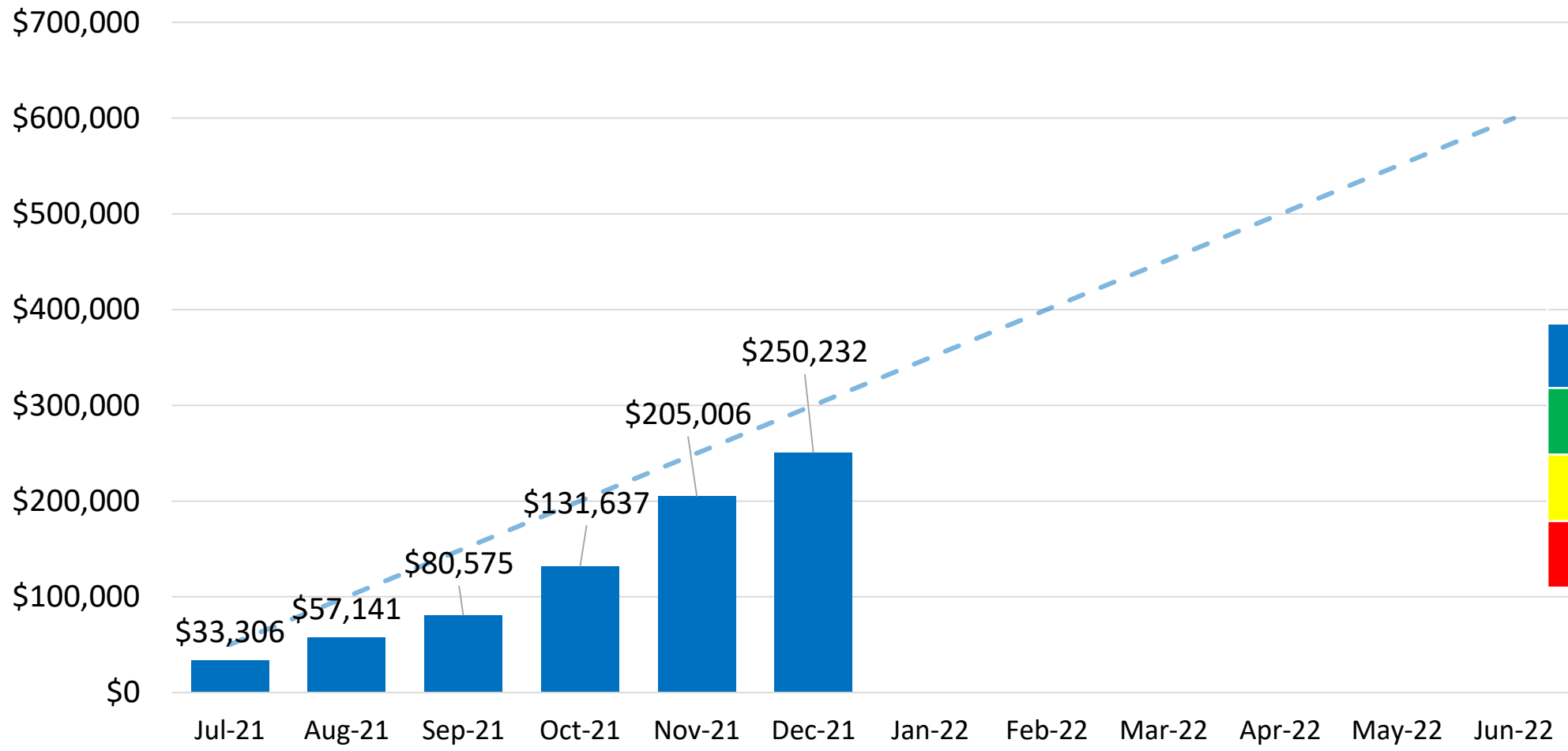



\$45,226

Good

Goal: \$50,000 Monthly

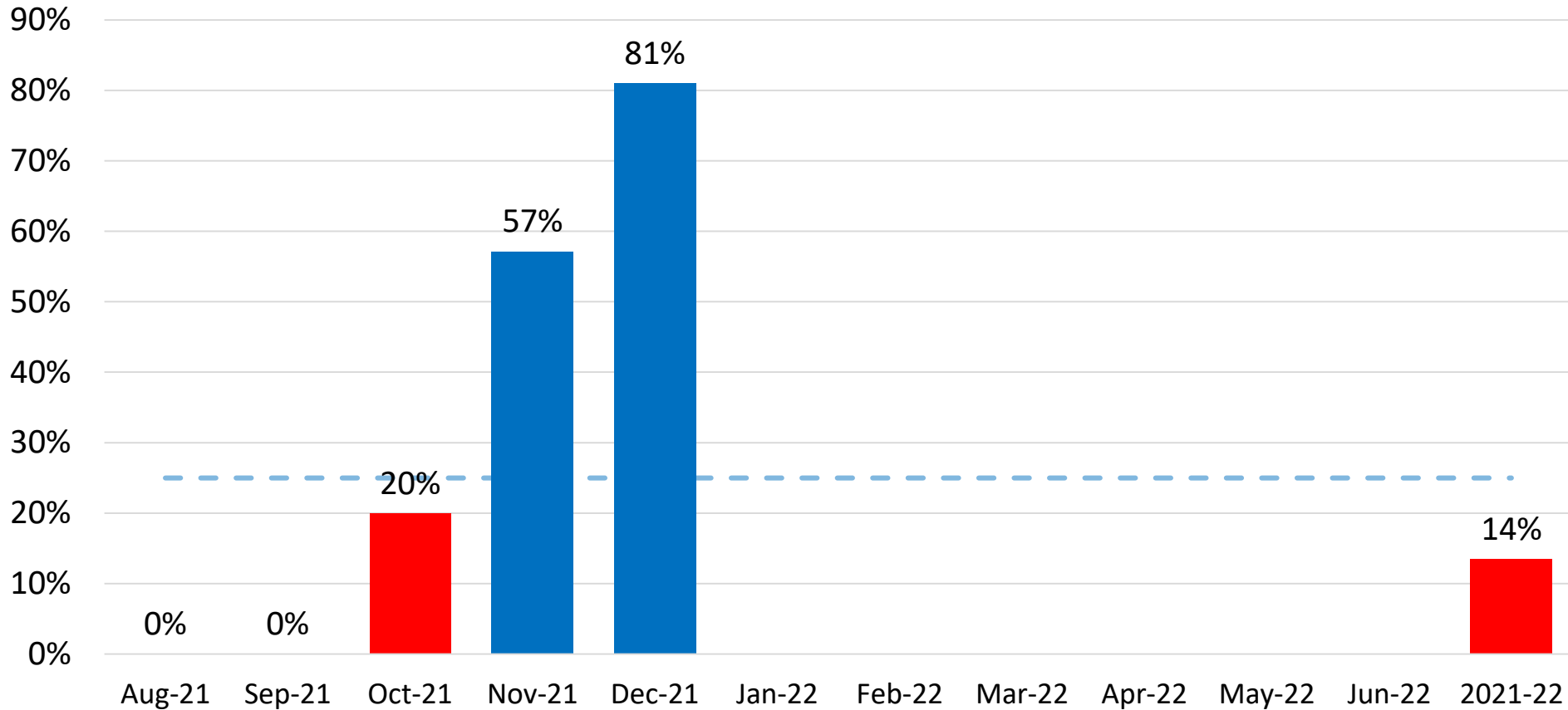
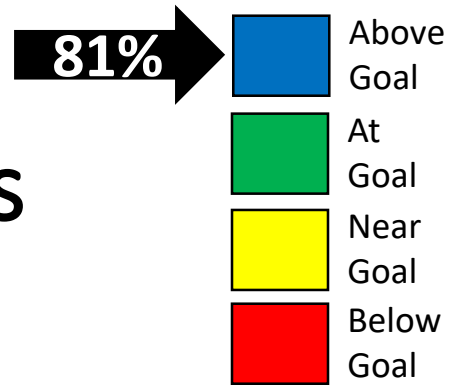
7.6.1 Risk Management – Total Paid Workers’ Comp Claims



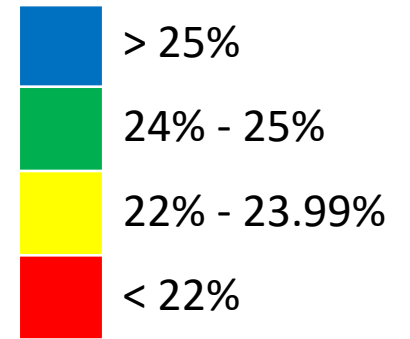
Good

Goal: \$600,000 Annually

7.7.1 The Center for the Performing Arts – Percentage of Events Dedicated to MISD Fine Arts

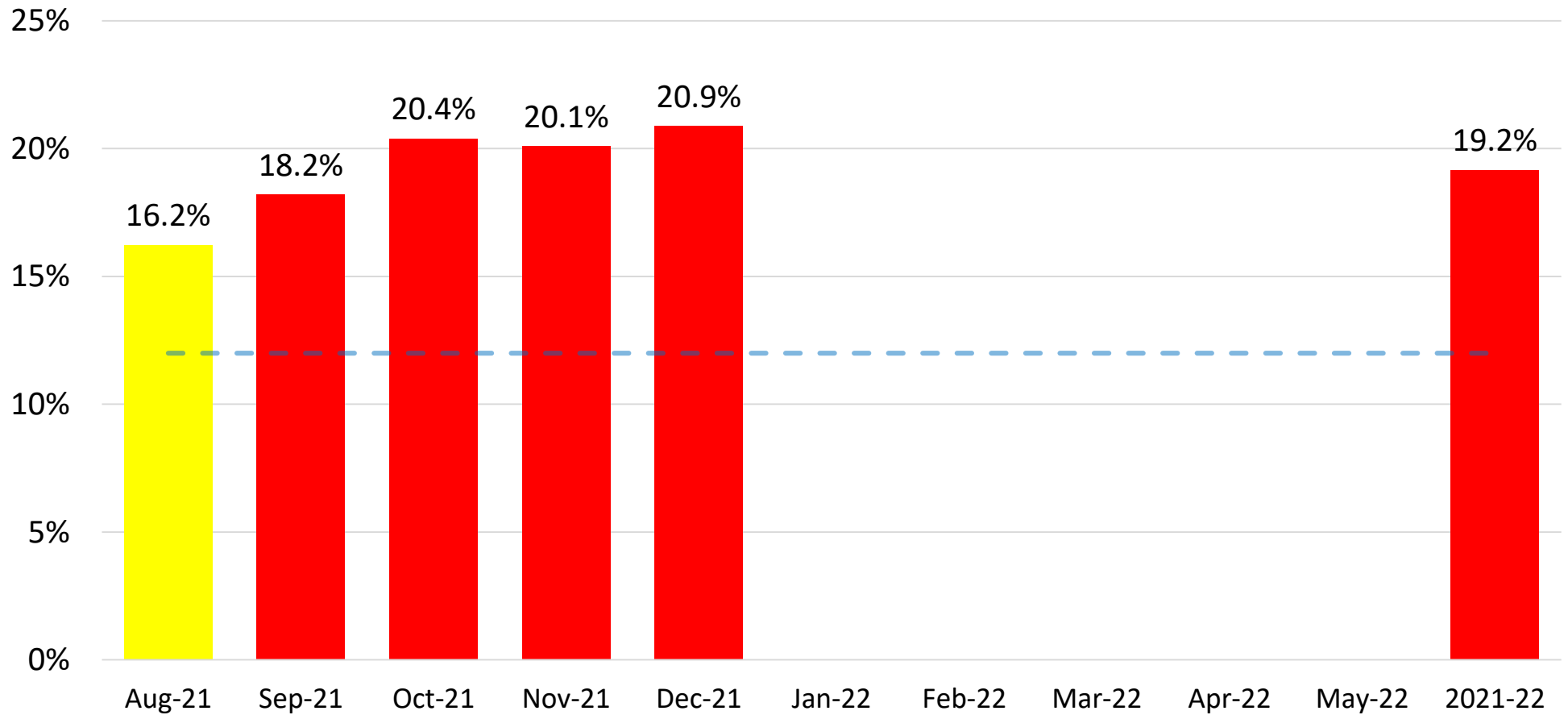


Status for this Measure



Goal: 25%

7.8.1 Transportation— Number of Buses that are Out of Service Daily



20.9%

- Above Goal
- At Goal
- Near Goal
- Below Goal


Status for this Measure

- < 12%
- 12% - 14%
- 14% - 17%
- > 17%

Good

Goal: < 12%

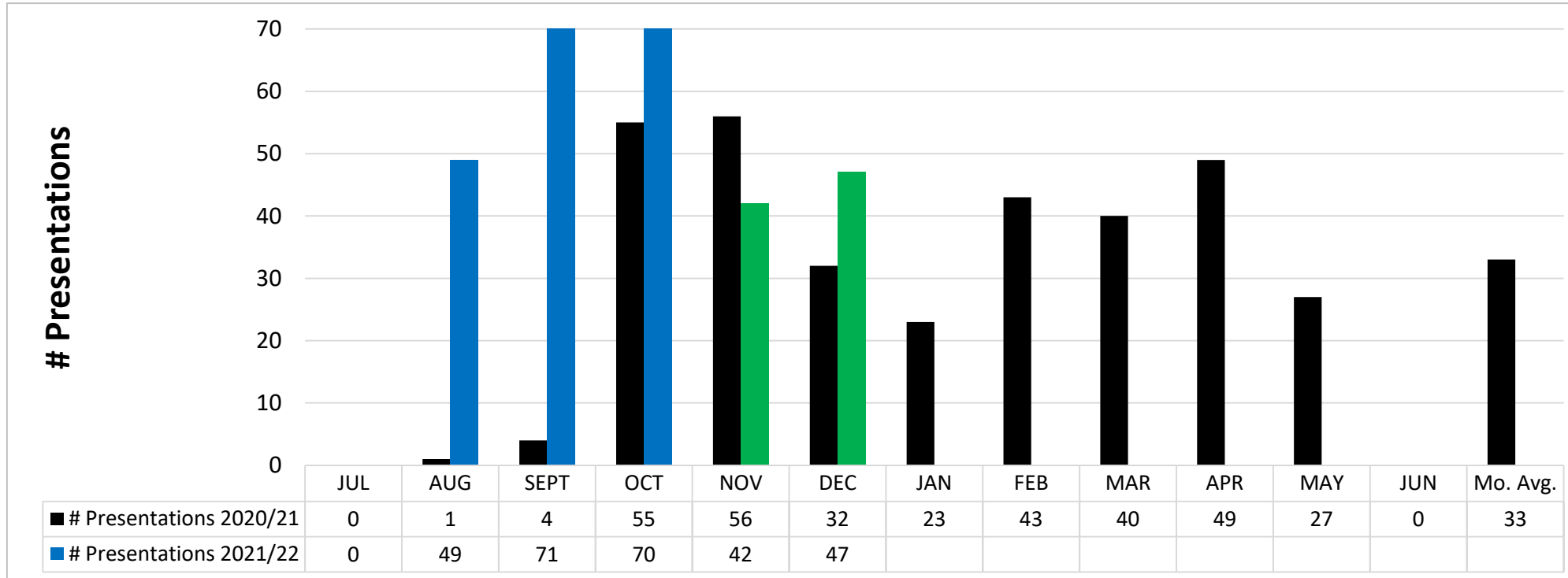
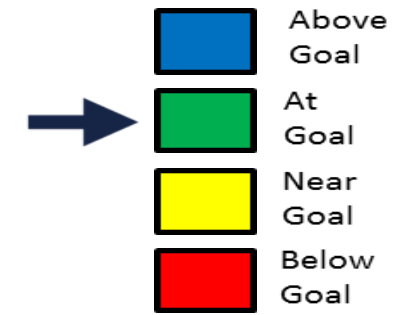
Action Plan 7.8.1 Transportation: Number of Buses that are Out of Service Daily



- **What is the problem?** The transportation department had more than 12% of the buses out daily in December.
- **Impact statement of the problem** The transportation department is short 2 mechanics at this time. In addition, 53% of the fleet is more than 15yrs/150k miles.
- **Action to be taken** 2 mechanics are currently in the hiring process.
- **When will you give your team and executive council an update?**
Next month.

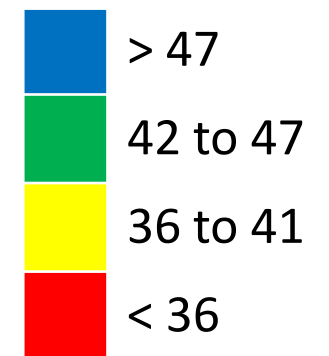
Department		Key Strategic Measures											Data Collected, Managed, and Reported by	
Safety and Security		9.1 % Police Presentations Per Month 9.2 % Students that Feel Safe at School 9.3 % Police Force Meeting TCOLE Standards											Chief Minter	
Leading Indicator Measure		Reported By	Sept.	Oct.	Nov.	Dec.	Jan.	Feb.	Mar.	Apr.	May	June	July	Aug.
9.1 % Police Presentations Per Month		Greg Minter	X	X	X	X	X	X	X	X	X	X	X	X
9.2 % of Students that Feel Safe at school		Bruno Dias										X		
9.3 % Police Force Meeting TCOLE Standards		Greg Minter						X						X

Measure 9.1.1 Police Presentations 2021/2022



- The Police Department currently has MISD officers covering all of the 47 campuses. Our goal is that each campus based officer conduct at least 1 presentation per month.
- Police presentations consist of student, staff, or community presentations.

Status for this Measure





TITLE: Enrollment Report

DATE: January 25, 2022

INFORMATION

BACKGROUND:

Mansfield Independent School District student enrollment was 35,519 on January 13, 2022. The attached exhibit presents the grade-by-grade enrollment for each campus as of that date.

Enrollment in the second week of January 2022 was 304 students higher than the same week in 2021.

CONSIDERATIONS:

- Total District enrollment is 304 students higher than the same week in 2021. This represents a 0.86% increase in enrollment.
- Grades PK-4 enrollment increased by 342 students.
- Grades 5-6 enrollment decreased by 155 students.
- Grades 7-8 enrollment increased by 62 students.
- Grades 9-12 enrollment increased by 55 students.
- The enrollments reported here are based on information from Skyward Student Data Systems.

RECOMMENDATION:

None. For information only.

Mansfield ISD Enrollment Report

as of 1/13/2022

Campus Name	EE	PK	KG	1	2	3	4	5	6	7	8	9	10	11	12	Total Count of Students
Mansfield Summit HS												548	454	442	442	1,886
Mansfield HS												712	627	636	605	2,580
Mansfield Timberview HS												547	465	443	497	1,952
Mansfield Legacy HS												719	627	583	523	2,452
The Phoenix Academy												1	1	9	36	47
Mansfield Lake Ridge HS												662	663	634	607	2,566
Mansfield Frontier HS												93	61			154
Early College High School												56	76	51	76	259
Tarrant Co JJAEP														1		1
Total High Schools												3,338	2,974	2,799	2,786	11,897
Rogene Worley Middle										321	369					690
T A Howard Middle										343	366					709
Brooks Wester Middle										323	445					768
Danny Jones Middle										435	461					896
James Coble Middle										456	464					920
Linda Jobe Middle										455	455					910
Charlene McKinzey Middle										416	341					757
STEM Academy									98	85	92					275
Total Middle Schools									98	2,834	2,993					5,925
Mary Orr Int								302	355							657
Cross Timbers Int								258	328							586
Donna Shepard Int								419	449							868
Della Icenhower Int								382	384							766
Mary Lillard IS								389	410							799
Asa E Low Jr Int								298	283							581
Alma Martinez Int								437	334							771
Total Intermediate Schools								2,485	2,543							5,028
Alice Ponder ES	19	39	104	97	124	97	128									608
Tarver-Rendon ES	5	34	106	103	104	95	116									563
J L Boren ES	17	43	109	101	114	119	112									615
Charlotte Anderson ES	2		64	62	80	73	86									367
Glenn Harmon ES	1		83	91	79	81	76									411
D P Morris ES	2		111	128	119	121	101									582
Willie Brown ES	5		111	116	103	119	131									585
Kenneth Davis ES	1		58	69	62	64	67									321
Imogene Gideon ES	3		63	73	74	79	68									360
Erma Nash ES		44	98	118	119	118	120									617
Elizabeth Smith ES	15	27	103	110	108	110	129									602
Roberta Tipps ES	19	43	86	92	96	94	108									538
Martha Reid ES	3		95	108	91	85	106									488
Thelma Jones ES	2		62	76	84	82	84									390
Mary Jo Sheppard ES	1	37	72	78	88	72	89									437
Janet Brockett ES	2		88	79	82	92	102									445
Anna May Daulton ES	2		116	101	138	158	148									663
Cora Spencer ES	4	22	107	125	147	118	145									668
Louise Cabaniss ES	2		90	95	109	104	142									542
Carol Holt ES	18	29	73	82	65	86	63									416
Annette Perry ES		45	87	66	82	81	93									454
Judy Miller ES	16	35	92	116	107	88	122									576
Nancy Neal ES	22	26	76	66	66	91	68									415
Academy for Early Learners	27	369														396
Brenda Norwood ES	5		108	100	82	151	164									610
Total Elementary Schools	193	793	2,162	2,252	2,323	2,378	2,568									12,669
Total Count of Students	193	793	2,162	2,252	2,323	2,378	2,568	2,485	2,641	2,834	2,993	3,338	2,974	2,799	2,786	35,519



**Board of School Trustees
Mansfield Independent School District**

TITLE: Facility Rental Revenue

DATE: January 25, 2022

PRESENTATION

BACKGROUND:

Each month, a report is prepared for informational purposes detailing the revenue generated from the rental of the District's facilities for educational, recreational, civic, or social activities in accordance with Board Policy GKD (LOCAL).

CONSIDERATIONS:

The report is for the month of December, 2021. The report includes the total monthly rental fees (not including the Center for Performing Arts), and year to date totals.

RECOMMENDATION:

None. For informational purposes only.

FACILITY RENTAL SUMMARY REPORT

DECEMBER, 2021

2021 - 2022 FACILITY RENTAL SUMMARY





**Board of School Trustees
Mansfield Independent School District**

TITLE: Financial Reports

DATE: January 25, 2022

INFORMATION

BACKGROUND:

Each month, financial reports are prepared detailing the status of the District's budget as of the most recent accounting period. To increase financial transparency, the following additional reports are included:

- Balance Sheet – Governmental Funds
- Project Detail –Bond Programs
- Combining Statement of Net Position – Proprietary Funds

The fund balance and net position figures are the audited balances carrying forward from 2020-21.

The reports are as of December 31, 2021. The financial reports are separated into revenue and expenditures. Expenditures are reported by summary by function and by object series.

Year to date totals and percentages are calculated. Payroll costs should represent (6/12) of the 12-month budget for 50.00%. General Fund actual expenditures for salaries through December 2021 are 47.3%. Variance in the expenditures for the payroll object percentage will be due to vacancies, changes in personnel, demographics, stipend schedules, auxiliary weeks, and benefit elections.

The financial statement for the 2XX, 3XX, and 4XX special revenue funds (excluding Fund 240 & 242 School Nutrition) is presented in a single format for expenditures intended to provide specific information about funds received through federal, state, and local sources that are accounted for outside the General Operating fund.

Accounting code definitions for the function and object codes are included in addition to bond project descriptions.

MANSFIELD INDEPENDENT SCHOOL DISTRICT
GENERAL FUND 181-199
STATEMENT OF REVENUES, EXPENDITURES, AND CHANGES IN FUND BALANCE
FOR THE FIVE MONTHS ENDING DECEMBER 31, 2021

	CURRENT YEAR 2021-2022					PRIOR YEAR 2020-21				
	Original Budget	Amended Budget	December 2021	Actual Year to Date	Actual to Budget	Original Budget	Amended Budget	December 2020	Actual Year to Date	Actual to Budget
REVENUES:										
Local and Intermediate Sources	\$ 181,932,142	\$ 181,932,142	\$ 96,903,081	\$ 115,755,333	63.63%	\$ 145,444,659	\$ 155,668,077	\$ 80,790,816	\$ 96,787,760	62.18%
State Program Revenues	157,601,332	157,884,939	2,724,434	87,421,025	55.37%	165,245,615	158,788,979	3,799,638	118,901,161	74.88%
Federal Program Revenues	2,700,000	3,550,600	1,001,332	1,594,815	44.92%	2,700,000	2,700,000	153,776	604,832	22.40%
Other Financing Sources	-	15,000	63,215	357,888	2385.92%	-	630,783	66,593	154,596	24.51%
Total revenues	\$ 342,233,474	\$ 343,382,681	\$ 100,692,062	\$ 205,129,061	59.74%	\$ 313,390,274	\$ 317,787,839	\$ 84,810,823	\$ 216,448,349	68.11%
EXPENDITURE SUMMARY BY FUNCTION:										
11 - Instructional	203,086,399	205,051,132	16,969,317	95,462,940	46.56%	\$ 191,566,033	\$ 194,741,802	\$ 15,397,016	\$ 94,734,487	48.65%
12 - Instructional Resources and Media Services	3,961,965	4,126,302	310,528	1,984,639	48.10%	3,630,869	3,702,768	295,359	1,789,834	48.34%
13 - Curriculum and Instructional Staff Development	4,873,732	5,043,956	321,041	2,130,092	42.23%	4,394,505	4,510,307	335,286	1,885,441	41.80%
21 - Instructional Leadership	4,639,454	4,678,005	417,444	2,571,440	54.97%	4,226,566	4,272,821	330,537	1,970,259	46.11%
23 - School Leadership	20,234,031	20,653,576	1,711,708	9,848,894	47.69%	19,035,796	19,331,252	1,551,941	9,426,588	48.76%
31 - Guidance, Counseling and Evaluation	10,449,446	10,543,452	837,513	5,038,608	47.79%	10,211,547	10,312,563	763,916	4,791,123	46.46%
32 - Social Work Services	-	-	-	-	0.00%	-	-	-	-	0.00%
33 - Health Services	5,334,162	5,400,305	420,610	2,442,046	45.22%	5,619,162	6,122,482	388,016	3,166,772	51.72%
34 - Student (Pupil) Transportation	16,640,833	16,702,914	1,632,688	9,607,925	57.52%	14,126,297	14,355,200	1,368,043	7,333,989	51.09%
35 - Food Services	12,000	12,000	-	-	0.00%	12,000	62,459	-	-	0.00%
36 - Cocurricular/Extra Curricular Activities	10,046,996	10,155,907	804,748	4,788,953	47.15%	9,777,096	10,098,355	867,442	4,478,894	44.35%
41 - General Administration	7,965,366	8,193,048	585,883	3,627,951	44.28%	8,392,843	7,645,628	536,937	3,331,003	43.57%
51 - Plant Maintenance and Facility Services	38,391,063	39,309,372	2,892,027	17,738,930	45.13%	34,120,668	36,197,029	2,737,434	15,838,192	43.76%
52 - Security and Monitoring Services	6,628,656	7,171,709	747,828	3,691,673	51.48%	6,729,693	7,400,699	634,635	3,276,886	44.28%
53 - Data Processing Services	8,157,822	9,559,103	310,545	2,624,292	27.45%	5,022,339	6,806,307	275,456	2,626,780	38.59%
61 - Community Services	353,463	360,580	18,837	174,027	48.26%	354,306	427,025	13,712	132,166	30.95%
71 - Debt Administration - Principal	157,600	157,600	-	-	0.00%	340,789	340,707	-	40,325	11.84%
81 - Facilities and Acquisition & Construction	-	-	-	-	0.00%	-	-	-	-	0.00%
93 - Shared Service Arrangement	-	-	-	-	0.00%	-	-	-	-	0.00%
95 - Payments to Juvenile Justice Alternative Program	25,000	25,000	-	-	0.00%	25,000	25,000	-	-	0.00%
99 - Other intergovernmental Charges	1,275,486	1,275,486	318,770	921,547	72.25%	1,258,388	1,265,647	48,252	647,485	51.16%
Other Financing Uses	-	8,015,000	-	8,015,000	100.00%	-	500,000	-	-	0.00%
Total expenditures	\$ 342,233,474	\$ 356,434,447	\$ 28,299,487	\$ 170,668,957	47.88%	\$ 318,843,897	\$ 328,118,051	\$ 25,543,982	\$ 155,470,224	47.38%
EXPENDITURE SUMMARY BY OBJECT:										
61XX - Payroll Costs	\$ 289,061,672	\$ 290,560,029	\$ 24,911,951	\$ 137,428,819	47.30%	\$ 269,442,823	\$ 270,480,704	\$ 23,075,457	\$ 130,824,719	48.37%
62XX - Professional and Contracted Services	21,928,188	24,108,084	1,806,020	9,528,764	39.53%	24,099,902	24,336,989	1,536,196	8,980,404	36.90%
63XX - Supplies and Materials	18,477,773	21,350,208	1,149,943	8,140,268	38.13%	16,490,357	24,389,766	814,925	10,981,448	45.02%
64XX - Other Operating Expenses	8,195,490	8,444,044	364,680	4,741,145	56.15%	6,988,275	6,324,592	117,404	3,499,169	55.33%
65XX - Debt Administration	157,600	157,600	-	-	0.00%	340,789	340,707	-	40,324	11.84%
66XX - Capital Outlay Expenses	4,412,751	3,799,482	66,893	2,814,961	74.09%	1,481,751	1,745,293	-	1,144,160	65.56%
89XX - Other Uses	-	8,015,000	-	8,015,000	100.00%	-	500,000	-	-	0.00%
Total expenditures	\$ 342,233,474	\$ 356,434,447	\$ 28,299,487	\$ 170,668,957	47.88%	\$ 318,843,897	\$ 328,118,051	\$ 25,543,982	\$ 155,470,224	47.38%
Excess (Deficiency) of Revenues Over Expenditures	\$ -	\$ (13,051,766)	\$ 72,392,575	\$ 34,460,104		\$ (5,453,623)	\$ (10,330,212)	\$ 59,266,841	\$ 60,978,125	

Audited Fund Balance, July 1, beginning 112,622,764

Estimated Fund Balance, December 31, ending \$ 147,082,868

MANSFIELD INDEPENDENT SCHOOL DISTRICT
STUDENT NUTRITION - FUND 240-242
STATEMENT OF REVENUES, EXPENDITURES, AND CHANGES IN FUND BALANCE
FOR THE FIVE MONTHS ENDING DECEMBER 31, 2021

	CURRENT YEAR 2021-2022					PRIOR YEAR 2020-21				
	Original Budget	Amended Budget	December 2021	Actual Year to Date	Actual to Budget	Original Budget	Amended Budget	December 2020	Actual Year to Date	Actual to Budget
REVENUES:										
Local and Intermediate Sources	\$ 6,985,000	\$ 1,758,000	\$ 132,534	\$ 842,507	47.92%	\$ 7,048,575	\$ 1,221,825	\$ 85,594	\$ 630,691	51.62%
State Program Revenues	103,500	103,500	67,099	266,850	257.83%	86,500	103,500	50,280	175,525	169.59%
Federal Program Revenues	11,181,650	23,348,487	1,614,823	10,345,072	44.31%	10,706,860	12,233,136	898,732	4,288,244	35.05%
Less Indirect Costs Transferred to General Fund	-	-	-	-	0.00%	-	-	-	-	0.00%
Other Financing Sources	25,000	25,000	755	1,703	6.81%	25,000	15,000	-	-	0.00%
Total revenues	\$ 18,295,150	\$ 25,234,987	\$ 1,815,211	\$ 11,456,132	45.40%	\$ 17,866,935	\$ 13,573,461	\$ 1,034,606	\$ 5,094,460	37.53%
EXPENDITURES:										
35 - Food Services	\$ 17,522,404	\$ 24,412,688	\$ 1,695,345	\$ 8,295,877	33.98%	\$ 17,373,237	\$ 13,063,594	\$ 1,114,028	\$ 5,345,530	40.92%
51 - Plant Maintenance and Facility Services	304,867	304,867	35,250	153,554	50.37%	277,903	297,903	19,164	98,383	33.03%
Other Financing Uses	-	16,790	-	-	0.00%	-	-	-	-	0.00%
Total expenditure:	\$ 17,827,271	\$ 24,734,345	\$ 1,730,595	\$ 8,449,431	34.16%	\$ 17,651,140	\$ 13,361,497	\$ 1,133,192	\$ 5,443,913	40.74%
EXPENDITURE SUMMARY BY OBJECT CODE:										
61XX - Payroll Costs	\$ 7,644,180	\$ 8,247,039	\$ 951,351	\$ 3,897,398	47.26%	\$ 7,405,370	\$ 5,951,631	\$ 709,559	\$ 3,153,219	52.98%
62XX - Professional and Contracted Services	178,008	215,464	561	49,988	23.20%	209,509	89,526	1,038	29,096	32.50%
63XX - Supplies and Materials	9,891,642	15,886,931	697,909	4,387,502	27.62%	10,000,762	7,131,437	422,100	2,247,445	31.51%
64XX - Other Operating	38,441	89,241	10,244	39,013	43.72%	35,500	28,903	495	14,153	48.97%
65XX	-	5,000	-	5,000	100.00%	-	-	-	-	0.00%
66XX - Capital Outlay	75,000	290,670	70,530	70,530	24.26%	-	160,000	-	-	0.00%
Total expenditure:	\$ 17,827,271	\$ 24,734,345	\$ 1,730,595	\$ 8,449,431	34.16%	\$ 17,651,141	\$ 13,361,497	\$ 1,133,192	\$ 5,443,913	40.74%
Excess (Deficiency) of Revenues Over Expenditures	\$ 467,879	\$ 500,642	\$ 84,616	\$ 3,006,701		\$ 215,795	\$ 211,964	\$ (98,586)	\$ (349,453)	

Audited Fund Balance, July 1, beginning 989,954

Estimated Fund Balance, December 31, ending \$ 3,996,655

**MANSFIELD INDEPENDENT SCHOOL DISTRICT
DEBT SERVICE - FUND 599
STATEMENT OF REVENUES, EXPENDITURES, AND CHANGES IN FUND BALANCE
FOR THE FIVE MONTHS ENDING DECEMBER 31, 2021**

	CURRENT YEAR 2021-2022					PRIOR YEAR 2020-21				
	Original Budget	Amended Budget	December 2021	Actual Year to Date	Actual to Budget	Original Budget	Amended Budget	December 2020	Actual Year to Date	Actual to Budget
REVENUES:										
Local and Intermediate Sources	\$ 62,386,011	\$ 62,386,011	\$ 32,937,646	\$ 39,078,336	62.64%	\$ 70,798,347	\$ 76,816,706	\$ 41,198,584	\$ 48,183,458	62.73%
State Program Revenues	1,250,161	1,250,161	-	1,267,812	101.41%	1,224,506	1,224,506	1,289,732	1,289,732	105.33%
Other Financing Sources		48,736,729	-	48,736,729	100.00%	-	456,165,201	-	456,165,201	100.00%
	\$ 63,636,172	\$ 112,372,901	\$ 32,937,646	\$ 89,082,877	79.27%	\$ 72,022,853	\$ 534,206,413	\$ 42,488,316	\$ 505,638,391	94.65%
EXPENDITURES:										
71 - Debt Services	\$ 63,636,172	\$ 63,636,172	\$ 2,120	\$ 16,865,927	26.50%	\$ 72,022,853	\$ 83,159,878	\$ 18,081	\$ 22,494,767	27.05%
Other Financing Uses	-	48,365,000	-	48,365,000	100.00%	-	453,389,630	-	453,389,630	100.00%
	\$ 63,636,172	\$ 112,001,172	\$ 2,120	\$ 65,230,927	58.24%	\$ 72,022,853	\$ 536,549,508	\$ 18,081	\$ 475,884,397	88.69%
EXPENDITURE SUMMARY BY OBJECT CODE:										
65XX - Debt Services	\$ 63,636,172	\$ 63,636,172	\$ 2,120	\$ 16,865,927	26.50%	\$ 72,022,853	\$ 83,159,878	\$ 18,081	\$ 22,494,767	27.05%
Other Financing Uses	-	48,365,000	-	48,365,000	100.00%	-	453,389,630	-	453,389,630	100.00%
	\$ 63,636,172	\$ 112,001,172	\$ 2,120	\$ 65,230,927	58.24%	\$ 72,022,853	\$ 536,549,508	\$ 18,081	\$ 475,884,397	88.69%
Excess (Deficiency) of Revenues Over Expenditures	\$ -	\$ 371,729	\$ 32,935,526	\$ 23,851,950		\$ -	\$ (2,343,095)	\$ 42,470,235	\$ 29,753,994	

Audited Fund Balance, July 1, beginning 57,483,142

Estimated Fund Balance, December 31, ending \$ 81,335,092

**MANSFIELD INDEPENDENT SCHOOL DISTRICT
CAPITAL PROJECTS - FUND 698
STATEMENT OF REVENUES, EXPENDITURES, AND CHANGES IN FUND BALANCE
FOR THE FIVE MONTHS ENDING DECEMBER 31, 2021**

	CURRENT YEAR 2021-2022					PRIOR YEAR 2020-21				
	Original Budget	Amended Budget	December 2021	Actual Year to Date	Actual to Budget	Original Budget	Amended Budget	December 2020	Actual Year to Date	Actual to Budget
REVENUES:										
Local and Intermediate Sources	\$ -	\$ -	\$ -	\$ -	0.00%	\$ -	\$ -	\$ -	\$ -	0.00%
State Program Revenues	-	-	-	-	0.00%	-	-	-	-	0.00%
Federal Program Revenues	-	-	-	-	0.00%	-	-	-	-	0.00%
Other Financing Sources	-	8,000,000	-	8,000,000	100.00%	-	-	-	-	0.00%
	\$ -	\$ 8,000,000	\$ -	\$ 8,000,000	100.00%	\$ -	\$ -	\$ -	\$ -	0.00%
EXPENDITURES:										
11 - Instruction	\$ -	\$ 383,748	\$ -	\$ -	0.00%	\$ -	\$ -	\$ -	\$ -	0.00%
34 - Transportation	-	2,256,812	-	-	-	-	-	-	-	-
36 - Cocurricular/Extra Curricular Activities	-	-	-	-	-	-	-	-	-	-
41 - Audit Services	-	-	-	-	0.00%	-	-	-	-	0.00%
51 - Plant Maintenance and Facility Services	-	5,359,440	-	-	0.00%	-	-	-	-	0.00%
71 - Debt Service	-	-	-	-	0.00%	-	-	-	-	0.00%
81 - Facilities and Acquisition & Construction	272,253	205,175	-	(27,169)	-13.24%	66,411	1,299,204	-	1,026,951	79.04%
Other Financing Uses	-	-	-	-	0.00%	-	-	-	-	0.00%
	\$ 272,253	\$ 8,205,175	\$ -	\$ (27,169)	-0.33%	\$ 66,411	\$ 1,299,204	\$ -	\$ 1,026,951	79.04%
EXPENDITURE SUMMARY BY OBJECT CODE:										
61XX - Payroll Costs	\$ -	\$ -	\$ -	\$ -	0.00%	\$ -	\$ -	\$ -	\$ -	0.00%
62XX - Professional and Contracted Services	-	22,820	-	-	0.00%	-	5,950	-	5,950	100.00%
63XX - Supplies	-	343,980	-	-	0.00%	-	-	-	-	0.00%
64XX - Other Operating Expenses	-	-	-	-	0.00%	-	-	-	-	0.00%
65XX - Debt Services	-	-	-	-	0.00%	-	-	-	-	0.00%
66XX - Capital Outlay Expenses	272,253	7,838,374	-	(27,169)	-0.35%	66,411	1,293,254	-	1,021,001	78.95%
89XX - Other Uses	-	-	-	-	0.00%	-	-	-	-	0.00%
	\$ 272,253	\$ 8,205,174	\$ -	\$ (27,169)	-0.33%	\$ 66,411	\$ 1,299,204	\$ -	\$ 1,026,951	79.04%
Excess (Deficiency) of Revenues Over Expenditures	\$ (272,253)	\$ (205,175)	\$ -	\$ 8,027,169		\$ (66,411)	\$ (1,299,204)	\$ -	\$ (1,026,951)	

*Negative expense is due to retainage

1	
Audited Fund Balance, July 1, beginning	272,253
Estimated Fund Balance, December 31, ending	<u>\$ 8,299,422</u>

**MANSFIELD INDEPENDENT SCHOOL DISTRICT
CAPITAL PROJECTS - 611
FOR THE FIVE MONTHS ENDING DECEMBER 31, 2021**

Description	Budget	All Prior Years FYTD Activity	2020-2021 FYTD Activity	2021-2022 FYTD Activity	Total	Percent Complete	Encumbered Balance	Total Projected Project Cost
Bond Proceeds	\$ 198,530,000	\$ -	\$ -	\$ -	\$ 198,530,000			
Interest Income		2,870,476	459	87	2,871,022			
Total Revenue	<u>\$ 198,530,000</u>	<u>\$ 2,870,476</u>	<u>\$ 459</u>	<u>\$ 87</u>	<u>\$ 201,401,022</u>			
----- 000 Support Costs 000/493/494/958/999	\$ 10,101,156	\$ 10,101,156	\$ 466	\$ -	\$ 10,101,622	100.00%	\$ -	\$ 10,101,622
----- 911 Tarver Rendon ES - Replacement	16,513,591	16,513,591	-	-	16,513,591	100.00%	-	16,513,591 complete
----- 911 JL Boren ES - Replacement	15,377,594	15,377,594	-	-	15,377,594	100.00%	-	15,377,594 complete
----- 911 Alice Ponder ES - Replacement	15,375,144	15,375,144	-	-	15,375,144	100.00%	-	15,375,144 complete
----- 911 Glenn Harmon ES - Replacement	17,815,777	17,815,777	-	-	17,815,777	100.00%	-	17,815,777 complete
----- 911 Charlotte Anderson ES - Replacement	17,411,771	17,411,771	-	-	17,411,771	100.00%	-	17,411,771 complete
----- 911 Judy K Miller ES - FFE	245,953	245,953	-	-	245,953	100.00%	-	245,953 complete
----- 935 Playground Irrigation	715,770	715,770	-	-	715,770	100.00%	-	715,770 complete
----- 936 Wireless Systems (DW)	4,249,901	4,249,901	-	-	4,249,901	100.00%	-	4,249,901 complete
----- 937 Security System (DW)	7,777,629	7,777,629	-	-	7,777,629	100.00%	-	7,777,629 complete
----- 938 ADA Canopies	1,170,963	662,609	-	-	662,609	56.59%	-	662,609 complete
----- 939 Power Factor Correction	426,251	426,251	-	-	426,251	100.00%	-	426,251 complete
----- 940 Package 1 Renovations (4 schools)	27,859,756	27,859,756	-	-	27,859,756	100.00%	-	27,859,756 complete
----- 941 Package 2 Renovations (2 Schools)	19,344,129	19,344,129	-	-	19,344,129	100.00%	-	19,344,129 complete
----- 942 Package 3 Renovations (2 schools)	10,004,040	10,004,040	-	-	10,004,040	100.00%	-	10,004,040 complete
----- 943 Wave 1 Renovations (16 schools)	24,106,263	24,106,263	-	-	24,106,263	100.00%	-	24,106,263 complete
----- 944 Wave 2 Renovations (16 schools)	3,421,476	3,421,476	-	-	3,421,476	100.00%	-	3,421,476 complete
----- 945 Package 2B Addtl Irrigation/Landscape	626,521	626,521	-	-	626,521	100.00%	-	626,521 complete
----- 947 Dr. Sarah Jandrucko Academy for Early Learners	2,713,026	2,713,026	-	-	2,713,026	100.00%	-	2,713,026 complete
----- 948 Old Tarver Rendon Demolition	140,585	140,585	-	-	140,585	100.00%	-	140,585 complete
----- 951 BBCTA Renovations	2,125,956	2,125,956	-	-	2,125,956	100.00%	-	2,125,956 complete
----- 956 Asa Low Driveway	1,400,000	1,201,734	629,486	70,582	1,901,802	135.84%	8,966	1,910,768
----- 957 Lillard Lift Station	190,580	190,580	182,004	-	372,584	195.50%	-	372,584 complete
----- 958 Center	18,701	-	18,701	-	18,701	100.00%	-	18,701 complete
----- 959 Transportation	20,042	-	20,042	-	20,042	100.00%	-	20,042 complete
----- 963 Safety Window Film - New Schools	147,442	-	124,325	23,118	147,443	100.00%	-	147,443 complete
----- 964 Mansfield Track Repair	92,900	-	92,900	-	92,900	100.00%	-	92,900 complete
----- 982 Natatorium (705)	96,916	91,848	5,068	-	96,916	100.00%	-	96,916 complete
----- 985 Timberview BallField Restoration	164,990	164,990	-	-	164,990	100.00%	-	164,990 complete
----- 986 Maint Repair (campus cafeteria tables)	223,809	-	223,809	-	223,809	100.00%	-	223,809
----- 715 Administration Annex	244,846	-	183,722	-	183,722	75.04%	61,124	244,846
----- 716 PAC Audio System Upgrade	514,427	-	-	514,427	514,427	100.00%	-	514,427
----- 450 Maintenance Vehicle/Equipment	103,610	-	82,286	14,358	96,644	93.28%	21,324	117,968
----- 455 Custodial Vehicle	50,214	-	49,914	-	49,914	99.40%	-	49,914 complete
----- 456 Energy Vehicle	23,343	-	-	23,343	23,343	100.00%	-	23,343 complete
Total	<u>\$ 200,815,072</u>	<u>\$ 198,664,050</u>	<u>\$ 1,612,723</u>	<u>\$ 645,828</u>	<u>\$ 200,922,601</u>	100.05%	<u>\$ 91,414</u>	<u>\$ 201,014,015</u>

**MANSFIELD INDEPENDENT SCHOOL DISTRICT
CAPITAL PROJECTS - 617
FOR THE FIVE MONTHS ENDING DECEMBER 31, 2021**

Description		All Prior Years FY Activity	2020-21 FY Activity	2021-22 FYTD Activity	Total Activity	Percent Complete	Encumbered Balance	Total Projected Project Cost
7900	Bond Issuance Proceeds	\$ 277,233,624	\$ -	\$ -	\$ 277,233,624			
5700	Interest Income	3,511,696	256,618	16,235	3,784,549			
5800	State Revenue	127,946	28,138	13,122	169,206			
	Total Revenue	\$ 280,873,266	\$ 284,756	\$ 29,357	\$ 281,187,379			
----	000 Support Costs 010/494/800/917/999	\$ 4,953,640	\$ 805,251	\$ 332,667	\$ 6,091,558	71.11%	\$ 94,103	\$ 6,185,661
----	700 Multiple Elementary Schools	11,995,087	305,349	(36,095)	12,264,341	76.69%	1,205,354	13,469,695
----	701 Multiple Intermediate Schools	5,736,920	2,643,412	62,015	8,442,347	95.13%	617,799	9,060,146
----	702 Multiple Middle School	19,086,123	1,801,761	609,236	21,497,120	82.62%	1,113,284	22,610,404
----	703 Multiple High Schools, BBIA, Phoniex Academy	65,426,634	6,489,938	(4,634,427)	67,282,145	95.44%	2,382,056	69,664,201
----	704 Griffin, Transportation, 6th Avenue	-	2,211	-	2,211	3.80%	772	2,983
----	705 Newsome Stadium & Natatorium	1,584,278	281,782	123,050	1,989,110	71.79%	378,166	2,367,276
----	706 Multiple Facilities	2,119,449	118,264	677,645	2,915,358	97.88%	891,150	3,806,508
----	707 Brenda Norwood ES - New	21,372,654	10,792,145	(1,195,229)	30,969,570	108.40%	1,842,186	32,811,756
----	708 Alma Martinez IS - New	30,826,104	15,190,518	(1,951,761)	44,064,861	88.84%	2,412,914	46,477,775
----	709 Charlene McKinzey MS - New	47,392,639	12,717,947	(2,014,989)	58,095,597	95.37%	2,975,101	61,070,698
----	716 PAC Audio System Upgrade	-	-	88,716	88,716	55.39%	71,450	160,166
Total		\$ 210,493,528	\$ 51,148,578	\$ (7,939,172)	\$ 253,702,934	92.26%	\$ 13,984,335	\$ 267,687,269

*Negative expense is due to retainage

**MANSFIELD INDEPENDENT SCHOOL DISTRICT
SPECIAL REVENUE FUNDS, EXCLUDING FUND 240 SCHOOL NUTRITION
MONTHLY AND YEAR TO DATE BUDGET STATUS
FOR THE FIVE MONTHS ENDING DECEMBER 31, 2021**

FUND NUMBER	FUND DESCRIPTION	NOGA ID	Begin Date	End Date	GRANT AWARD/ROLL FORWARD AMOUNTS	Expenditures		
						MONTHLY ACTUAL	GRANT YEAR TO DATE ACTUAL	% EXPENDE D
211	ESEA TITLE I-A	20610101220908	7/1/2019	9/30/2022	3,878,938	128	3,737,224	96.35%
211	ESEA TITLE I-A	21610101220908	7/1/2020	9/30/2022	3,933,824	-	3,759,732	100.00%
211	ESEA TITLE I-A	22610101220908	7/1/2021	9/30/2022	3,577,453	289,679	928,902	25.97%
224	IDEA-B FORMULA	206600012209086000	7/1/2019	9/30/2021	5,443,532	(55)	5,255,330	96.54%
224	IDEA-B FORMULA	216600012209086600	7/1/2020	9/30/2021	5,405,714	(1,383)	4,010,437	74.19%
224	IDEA-B FORMULA	226600012209086600	7/1/2021	9/30/2022	5,348,435	370,599	1,567,599	29.31%
225	IDEA -B PRESCHOOL	206610012209086000	7/1/2019	9/30/2021	86,454	-	73,022	84.46%
225	IDEA -B PRESCHOOL	216610012209086610	7/1/2020	9/30/2021	58,790	-	28,562	48.58%
225	IDEA -B PRESCHOOL	226610012209086610	7/1/2021	9/30/2022	58,006	6,156	23,562	40.62%
244	CARL PERKINS GRANT FOR CAREER	21420006220908	7/1/2020	9/30/2021	283,054	-	250,385	88.46%
244	CARL PERKINS GRANT FOR CAREER	22420006220908	7/1/2021	9/30/2022	236,021	43	39,808	16.87%
255	TITLE II-A, SUPPORTING EFFECTIVE INSTRUCTION	20694501220908	7/1/2019	9/30/2022	834,862	-	664,908	79.64%
255	TITLE II-A, SUPPORTING EFFECTIVE INSTRUCTION	21694501220908	7/1/2020	9/30/2022	732,426	-	677,459	92.50%
255	TITLE II-A, SUPPORTING EFFECTIVE INSTRUCTION	22694501220908	7/1/2021	9/30/2022	684,574	116,230	226,089	33.03%
263	TITLE III-A, ELA	20671001220908	7/1/2019	9/30/2022	362,883	-	362,883	100.00%
263	TITLE III-A, ELA **	21671001220908	7/1/2020	9/30/2022	350,437	-	229,233	65.41%
263	TITLE III-A, ELA **	22671001220908	7/1/2021	9/30/2022	387,952	35,696	114,069	29.40%
265	NITA M. LOWEY 21ST CCLC CYCLE 11 YEAR 1	226950307110028	7/1/2021	7/31/2022	1,700,000	104,091	373,045	21.94%
266	ESSER I-CARES ACT- ELEMENTARY&SECONDARY SCHOOL EMERGENCY RELIEF	20521001220908	8/3/2020	9/30/2021	-	-	-	0.00%
272	MAC-MEDICAID ADMIN CLAIMING	N/A	9/1/2021	6/30/2022	-	-	92,605	0.00%
276	INSTRUCTIONAL CONTINUITY	17610740220908	5/13/2020	7/31/2021	-	-	-	0.00%
281	ESSER II	22694501220908	3/13/2020	9/30/2022	13,144,342	-	-	0.00%
282	APR ESSER III	21528001220908	3/13/2020	9/30/2024	19,680,216	4,820,815	5,720,319	29.07%
*288	DOJ POLICE VEST	N/A	9/1/2020	6/30/2021	-	-	3,105	0.00%
*288	DOJ POLICE VEST	N/A	9/1/2021	6/30/2022	-	-	1,235	0.00%
289	TITLE IV-A, SUBPART 1 STUDENT SUPPORT & ACADEMIC ENRICHMENT	19680101220908	7/1/2019	9/30/2022	320,708	-	306,180	95.47%
289	TITLE IV-A, SUBPART 1 STUDENT SUPPORT & ACADEMIC ENRICHMENT	21680101220908	7/1/2020	9/30/2022	280,014	-	238,169	85.06%
289	TITLE IV-A, SUBPART 1 STUDENT SUPPORT & ACADEMIC ENRICHMENT	22680101220908	7/1/2021	9/30/2022	284,382	22,334	87,023	30.60%
410	STATE TEXTBOOK FUND	25001601	4/21/2021	3/31/2022	2,166,902	14,568	1,590,636	73.41%
427	READ TO SUCCEED	N/A	7/1/2021	6/30/2022	-	-	31	0.00%
429	LAW ENFORCEMENT OFFICER STANDARDS & EDU	N/A	9/1/2013	6/30/2022	4,547	25	1,069	23.51%
429	TEACHER STIPEND	N/A	7/1/2021	9/30/2022	-	-	5,344	0.00%
429	SPED FISCAL SUPPORT	NA	9/1/2019	12/31/2021	32,291	-	31,460	100.00%
461	CAMPUS ACTIVITY	N/A	7/1/2021	6/30/2022	5,173,789	130,611	776,385	15.01%
492	FALL EDUCATION FOUNDATION GRANT	N/A	9/1/2021	12/31/2021	260,935	11,161	28,080	10.76%
492	ACADEMY FOR EARLY LEARNERS- JANDRUKO	N/A	7/1/2021	6/30/2022	67,689	-	5,962	8.81%
493	SPRING EDUCATION FOUNDATION GRANT	N/A	1/1/2021	12/31/2021	30,905	-	7,446	24.09%
*498	MISCELLANEOUS GRANTS	N/A	7/1/2021	9/30/2022	3,471	-	1,832	52.78%
TOTAL SPECIAL REVENUE FUNDS					74,830,946	5,938,098	31,236,530	41.74%

* No specific end date.

** This negative is due to reclass of a few employees payroll from 263 year 11 back to year 10. Per grant administrator, TEA instructed districts to spend down all 19-20 funds, as any unspent balances will not be rolled forward

** The carry forward is used to requisition textbooks in the summer for the upcoming school year.

*** Department of Airforce reimbursed MISD for ROTC cadets meal.

*** Two grants utilize the same fund (Pre-Kindergarten grant and the LEOSE grant).

*** Vendor refunded MISD for overcharging for services it provided to MISD

**** Rollforward amount after Hold Harmless pulled out in 20-21

MANSFIELD INDEPENDENT SCHOOL DISTRICT
BALANCE SHEET - GOVERNMENTAL FUNDS
FOR THE FIVE MONTHS ENDING DECEMBER 31, 2021

Data Control Codes	General Funds	Student Nutrition Fund	Debt Service Fund	Capital Projects Funds	Special Revenue Funds
Assets:					
1110 Cash and cash equivalents	\$ 203,952,596	\$ 133,817	\$ 38,800,292	\$ 35,506,667	14,628,268
1220 Delinquent property taxes receivables	6,217,376	-	2,461,663	-	-
1230 Allowance for uncollectible taxes (credit)	(1,515,103)	-	(599,879)	-	-
1240 Receivables from other governments	614,038	1,593,910	708,848	-	8,659,097
1250 Accrued interest/Unamortized Discount	99,192	-	-	85	-
1260 Due from other funds	-	2,706,277	41,825,952	345,555	66,232
1290 Other receivables	204,825	-	-	-	32,284
1300 Inventories, at cost	160,858	281,535	-	-	-
1410 Prepaid Items	83	-	-	-	-
1000 Total Assets	\$ 209,733,865	\$ 4,715,539	\$ 83,196,876	\$ 35,852,307	23,385,881
Liabilities, Deferred Inflows, and Fund Balance					
Current Liabilities:					
2110 Accounts payable	\$ -	\$ 877	\$ -	\$ 4,787	584
2150 Payroll deduction and withholdings	4,985,278	17,614	-	418	74,603
2160 Accrued wages payable	29,487,078	239,059	-	1	-
2170 Due to other funds	23,246,780	-	-	-	20,352,967
2180 Payable to other governments	93,560	12	-	-	-
2190 Due to other	104,081	-	-	-	4,028
2300 Deferred revenue	6,000	-	-	-	-
2400 iPad Deposits	25,947	-	-	-	-
2000 Total Liabilities	57,948,724	257,562	-	5,206	20,432,182
Deferred Inflows of Resources:					
2600 Unavailable revenue - student prepaid meals	4,702,273	461,322	-	-	-
2600 Unavailable revenue - property taxes	-	-	1,861,784	-	-
Total Deferred Inflows of Resources	4,702,273	461,322	1,861,784	-	-
Fund Balance					
Non-Spendable:					
3410 Inventories	160,858	281,535	-	-	-
3430 Prepaid items	83	-	-	-	-
Restricted:					
3450 Grant funds	-	3,715,120	-	-	784,842
3470 Capital acquisitions and contractual obligations	-	-	-	35,847,101	-
3480 Retirement of long-term debt	-	-	81,335,092	-	-
Committed:					
3510 Capital acquisitions projects	-	-	-	-	-
3545 Campus Activity	-	-	-	-	2,168,857
3600 Unassigned	146,921,927	-	-	-	-
3000 Fund Balance, ESTIMATED	147,082,868	3,996,655	81,335,092	35,847,101	2,953,699
4000 Total Liabilities, Deferred Inflows, and Fund Balance	\$ 209,733,865	\$ 4,715,539	\$ 83,196,876	\$ 35,852,307	23,385,881
	-	-	-	-	-

**MANSFIELD INDEPENDENT SCHOOL DISTRICT
CHILDREN'S CENTER - FUND 711
STATEMENT OF REVENUES, EXPENSES, AND CHANGE IN NET POSITION
FOR THE FIVE MONTHS ENDING DECEMBER 31, 2021**

	CURRENT YEAR 2021-2022					PRIOR YEAR 2020-21				
	Original Budget	Amended Budget	December 2021	Actual Year to Date	Actual to Budget	Original Budget	Amended Budget	December 2020	Actual Year to Date	Actual to Budget
OPERATING REVENUES:										
Local and Intermediate Sources	\$ 470,000	\$ 470,000	\$ 29,301	\$ 175,218	37.28%	\$ 200,000	\$ 200,000	\$ 39,224	\$ 163,034	81.52%
State Program Revenues	56,883	56,883	11,324	62,879	110.54%	63,710	63,710	11,681	44,420	69.72%
Other Financing Sources	-	-	-	-	0.00%	-	-	-	-	0.00%
operating revenues	\$ 526,883	\$ 526,883	\$ 40,625	\$ 238,097	45.19%	\$ 263,710	\$ 263,710	\$ 50,905	\$ 207,454	78.67%
OPERATING EXPENSES:										
52-Security & Monitoring Services	\$ -	\$ 2,288	\$ -	\$ -	0.00%	\$ -	\$ -	\$ -	\$ -	0.00%
61 - Community Services	\$ 466,054	\$ 463,766	\$ 29,024	\$ 190,550	41.09%	\$ 324,915	\$ 324,915	\$ 35,866	\$ 161,985	49.85%
Other Financing Uses	-	-	-	-	0.00%	-	-	-	-	0.00%
operating expenses	\$ 466,054	\$ 466,054	\$ 29,024	\$ 190,550	40.89%	\$ 324,915	\$ 324,915	\$ 35,866	\$ 161,985	49.85%
EXPENSE SUMMARY BY OBJECT CODE:										
61XX - Payroll Costs	\$ 332,104	\$ 347,104	\$ 25,753	\$ 157,160	45.28%	\$ 225,715	\$ 225,715	\$ 33,050	\$ 134,802	59.72%
62XX - Professional and Contracted Services	3,200	3,200	-	2,200	68.75%	3,200	5,200	-	-	0.00%
63XX - Supplies and Materials	40,550	42,838	3,010	14,984	34.98%	51,800	52,300	2,321	19,973	38.19%
64XX - Other Operating Expenses	90,200	72,912	261	16,206	22.23%	44,200	41,700	495	7,210	17.29%
66XX - Capital Outlay Expenses	-	-	-	-	0.00%	-	-	-	-	0.00%
Other Financing Uses	-	-	-	-	0.00%	-	-	-	-	0.00%
operating expenses	\$ 466,054	\$ 466,054	\$ 29,024	\$ 190,550	40.89%	\$ 324,915	\$ 324,915	\$ 35,866	\$ 161,985	49.85%
Operating income (loss)	\$ 60,829	\$ 60,829	\$ 11,601	\$ 47,547		\$ (61,205)	\$ (61,205)	\$ 15,039	\$ 45,469	

Net Position, July 1, beginning 123,151

Estimated Fund Balance, December 31, ending \$ 170,698

**MANSFIELD INDEPENDENT SCHOOL DISTRICT
CHILDREN'S CENTER AFTERSCHOOL PROGRAM - FUND 711
STATEMENT OF REVENUES, EXPENSES, AND CHANGE IN NET POSITION
FOR THE FIVE MONTHS ENDING DECEMBER 31, 2021**

	CURRENT YEAR 2021-2022					PRIOR YEAR 2020-21				
	Original Budget	Amended Budget	December 2021	Actual Year to Date	Actual to Budget	Original Budget	Amended Budget	December 2020	Actual Year to Date	Actual to Budget
OPERATING REVENUES:										
Local and Intermediate Sources	\$ 3,125,130	\$ 3,125,130	\$ 195,652	\$ 1,199,791	38.39%	\$ 3,211,114	\$ 3,211,114	\$ 114,443	\$ 592,131	18.44%
State Program Revenues	-	-	-	-	0.00%	-	-	-	-	0.00%
Afterschool Revenues	-	-	-	-	0.00%	-	-	-	-	0.00%
Less Indirect Costs Transferred to General Fund	-	-	-	-	0.00%	-	-	-	-	0.00%
 Total operating revenues	\$ 3,125,130	\$ 3,125,130	\$ 195,652	\$ 1,199,791	38.39%	\$ 3,211,114	\$ 3,211,114	\$ 114,443	\$ 592,131	18.44%
OPERATING EXPENSES:										
52 Security & Monitoring Services	\$ 1,000	\$ 1,000	\$ -	\$ -	0.00%	\$ 1,000	\$ 12,425	\$ -	\$ 12,425	100.00%
61 - Community Services	\$ 3,608,995	\$ 3,608,995	\$ 154,808	\$ 801,232	22.20%	\$ 4,022,722	\$ 4,011,297	\$ 158,977	\$ 576,374	14.37%
Other Financing Uses	-	-	-	-	0.00%	-	-	-	-	0.00%
 Total operating expenses	\$ 3,609,995	\$ 3,609,995	\$ 154,808	\$ 801,232	22.19%	\$ 4,023,722	\$ 4,023,722	\$ 158,977	\$ 588,799	14.63%
EXPENSE SUMMARY BY OBJECT CODE:										
61XX - Payroll Costs	\$ 3,137,397	\$ 3,137,397	\$ 149,497	\$ 751,110	23.94%	\$ 3,543,072	\$ 3,543,072	\$ 152,971	\$ 544,580	15.37%
62XX - Professional and Contracted Services	33,000	35,212	895	2,450	6.96%	54,750	32,691	330	2,181	6.67%
63XX - Supplies and Materials	201,348	199,108	3,007	11,838	5.95%	191,700	213,952	2,607	22,084	10.32%
64XX - Other Operating Expenses	238,250	238,278	1,409	35,834	15.04%	234,200	234,007	3,069	19,954	8.53%
66XX - Capital Outlay Expenses	-	-	-	-	0.00%	-	-	-	-	0.00%
Other Financing Uses	-	-	-	-	0.00%	-	-	-	-	0.00%
 Total operating expenses	\$ 3,609,995	\$ 3,609,995	\$ 154,808	\$ 801,232	22.19%	\$ 4,023,722	\$ 4,023,722	\$ 158,977	\$ 588,799	14.63%
Operating income (loss)	\$ (484,865)	\$ (484,865)	\$ 40,844	\$ 398,559		\$ (812,608)	\$ (812,608)	\$ (44,534)	\$ 3,332	
Net Position, July 1, beginning				432,737						
Estimated Fund Balance, December 31, ending				\$ 831,296						

MANSFIELD INDEPENDENT SCHOOL DISTRICT
NATATORIUM - FUND 712
STATEMENT OF REVENUES, EXPENSES, AND CHANGE IN NET POSITION
FOR THE FIVE MONTHS ENDING DECEMBER 31, 2021

	CURRENT YEAR 2021-2022					PRIOR YEAR 2020-21				
	Original Budget	Amended Budget	December 2021	Actual Year to Date	Actual to Budget	Original Budget	Amended Budget	December 2020	Actual Year to Date	Actual to Budget
OPERATING REVENUES:										
Local and Intermediate Sources	\$ 1,029,651	\$ 1,029,651	\$ 52,650	\$ 388,690	37.75%	\$ 1,103,614	\$ 1,103,614	\$ 27,558	\$ 172,653	15.64%
State Program Revenues	4,298	4,298	1,501	10,176	236.76%	5,480	5,480	1,389	5,714	104.27%
Other Financing Sources	-	-	-	-	0.00%	-	-	-	-	0.00%
perating revenues	\$ 1,033,949	\$ 1,033,949	\$ 54,151	\$ 398,866	38.58%	\$ 1,109,094	\$ 1,109,094	\$ 28,947	\$ 178,367	16.08%
OPERATING EXPENSES:										
11 - Instructional	\$ -	\$ -	\$ -	\$ -	0.00%	\$ -	\$ -	\$ -	\$ -	0.00%
13 - Curriculum and Instructional Staff Development	-	-	-	-	0.00%	-	-	-	-	0.00%
36 - Cocurricular/Extra Curricular Activities	773,568	932,047	211,049	448,056	48.07%	772,320	772,320	41,746	176,056	22.80%
51 - Plant Maintenance and Facility Services	260,381	384,106	15,805	145,540	37.89%	336,774	461,774	19,837	104,476	22.62%
81 - Facilities Acquisition & Const	-	-	-	-	0.00%	-	-	-	-	0.00%
Other Financing Uses	-	-	-	-	0.00%	-	-	-	-	0.00%
perating expenses	\$ 1,033,949	\$ 1,316,153	\$ 226,854	\$ 593,596	45.10%	\$ 1,109,094	\$ 1,234,094	\$ 61,583	\$ 280,532	22.73%
OPERATING EXPENSES SUMMARY BY OBJECT CODE:										
61XX - Payroll Costs	\$ 473,239	\$ 474,739	\$ 37,970	\$ 202,356	42.62%	\$ 466,020	\$ 466,020	\$ 33,519	\$ 123,617	26.53%
62XX - Professional and Contracted Services	296,410	355,788	20,944	92,468	25.99%	378,774	481,174	20,177	98,648	20.50%
63XX - Supplies and Materials	77,800	148,147	8,501	87,489	59.06%	77,800	100,400	4,162	25,888	25.78%
64XX - Other Operating Expenses	186,500	184,479	9,775	61,619	33.40%	186,500	186,500	3,725	32,379	17.36%
66XX - Capital Outlay Expenses	-	153,000	149,664	149,664	97.82%	-	-	-	-	0.00%
Other Financing Uses	-	-	-	-	0.00%	-	-	-	-	0.00%
perating expenses	\$ 1,033,949	\$ 1,316,153	\$ 226,854	\$ 593,596	45.10%	\$ 1,109,094	\$ 1,234,094	\$ 61,583	\$ 280,532	22.73%
Operating income (loss)	\$ -	\$ (282,204)	\$ (172,703)	\$ (194,730)		\$ -	\$ (125,000)	\$ (32,636)	\$ (102,165)	

Net Position, July 1, beginning 215,146

Estimated Fund Balance, December 31, ending \$ 20,416

**MANSFIELD INDEPENDENT SCHOOL DISTRICT
ADULT EDUCATION - FUND 714
STATEMENT OF REVENUES, EXPENSES, AND CHANGE IN NET POSITION
FOR THE FIVE MONTHS ENDING DECEMBER 31, 2021**

	CURRENT YEAR 2021-2022					PRIOR YEAR 2020-21				
	Original Budget	Amended Budget	December 2021	Actual Year to Date	Actual to Budget	Original Budget	Amended Budget	December 2020	Actual Year to Date	Actual to Budget
OPERATING REVENUES:										
Local and Intermediate Sources	\$ 22,000	\$ 22,000	\$ -	\$ -	0.00%	\$ 22,000	\$ 22,000	\$ -	\$ -	0.00%
State Program Revenues	-	-	-	-	0.00%	-	-	-	-	0.00%
Other Financing Sources	-	-	-	-	0.00%	-	-	-	-	0.00%
operating revenues	\$ 22,000	\$ 22,000	\$ -	\$ -	0.00%	\$ 22,000	\$ 22,000	\$ -	\$ -	0.00%
OPERATING EXPENSES:										
61 - Community Services	\$ 22,000	\$ 22,000	\$ -	\$ -	0.00%	\$ 22,000	\$ 22,000	\$ -	\$ -	0.00%
Other Financing Uses	-	-	-	-	0.00%	-	-	-	-	0.00%
operating expenses	\$ 22,000	\$ 22,000	\$ -	\$ -	0.00%	\$ 22,000	\$ 22,000	\$ -	\$ -	0.00%
OPERATING EXPENSES SUMMARY BY OBJECT CODE:										
61XX - Payroll Costs	\$ 11,000	\$ 11,000	\$ -	\$ -	0.00%	\$ 11,000	\$ 11,000	\$ -	\$ -	0.00%
62XX - Professional and Contracted Services	-	-	-	-	0.00%	-	-	-	-	0.00%
63XX - Supplies and Materials	11,000	11,000	-	-	0.00%	11,000	11,000	-	-	0.00%
64XX - Other Operating Expenses	-	-	-	-	0.00%	-	-	-	-	0.00%
66XX - Capital Outlay Expenses	-	-	-	-	0.00%	-	-	-	-	0.00%
Other Financing Uses	-	-	-	-	0.00%	-	-	-	-	0.00%
operating expenses	\$ 22,000	\$ 22,000	\$ -	\$ -	0.00%	\$ 22,000	\$ 22,000	\$ -	\$ -	0.00%
Operating income (loss)	\$ -	\$ -	\$ -	\$ -		\$ -	\$ -	\$ -	\$ -	

Net Position, July 1, beginning 3,769

Estimated Fund Balance, December 31, ending \$ 3,769

**MANSFIELD INDEPENDENT SCHOOL DISTRICT
CATERING - FUND 740
STATEMENT OF REVENUES, EXPENSES, AND CHANGE IN NET POSITION
FOR THE FIVE MONTHS ENDING DECEMBER 31, 2021**

	CURRENT YEAR 2021-2022					PRIOR YEAR 2020-21					
	Original Budget	Amended Budget	December 2021	Actual Year to Date	Actual to Budget	Original Budget	Amended Budget	December 2020	Actual Year to Date	Actual to Budget	
OPERATING REVENUES:											
Local and Intermediate Sources	\$ -	\$ -	\$ -	\$ -	-	0.00%	\$ -	\$ -	\$ 3	\$ 127	0.00%
State Program Revenues	-	-	-	-	-	0.00%	-	-	-	-	0.00%
Other Financing Sources	-	-	-	-	-	0.00%	-	-	-	-	0.00%
Operating revenues	\$ -	\$ -	\$ -	\$ -	-	0.00%	\$ -	\$ -	\$ 3	\$ 127	0.00%
OPERATING EXPENSES:											
35 - Food Services	\$ -	\$ -	\$ -	\$ -	-	0.00%	\$ -	\$ -	\$ 41	\$ 187	0.00%
Other Financing Uses	-	-	-	-	-	0.00%	-	-	-	-	0.00%
Operating expenses	\$ -	\$ -	\$ -	\$ -	-	0.00%	\$ -	\$ -	\$ 41	\$ 187	0.00%
OPERATING EXPENSES SUMMARY BY OBJECT CODE:											
61XX - Payroll Costs	\$ -	\$ -	\$ -	\$ -	-	0.00%	\$ -	\$ -	\$ 41	\$ 187	0.00%
62XX - Professional and Contracted Services	-	-	-	-	-	0.00%	-	-	-	-	0.00%
63XX - Supplies and Materials	-	-	-	-	-	0.00%	-	-	-	-	0.00%
64XX - Other Operating Expenses	-	-	-	-	-	0.00%	-	-	-	-	0.00%
66XX - Capital Outlay Expenses	-	-	-	-	-	0.00%	-	-	-	-	0.00%
Other Financing Uses	-	-	-	-	-	0.00%	-	-	-	-	0.00%
Operating expenses	\$ -	\$ -	\$ -	\$ -	-	0.00%	\$ -	\$ -	\$ 41	\$ 187	0.00%
Operating income (loss)	\$ -	\$ -	\$ -	\$ -	-		\$ -	\$ -	(38)	(60)	

Net Position, July 1, beginning -

Estimated Fund Balance, December 31, ending \$ -

**MANSFIELD INDEPENDENT SCHOOL DISTRICT
COMBINING STATEMENT OF NET POSITION - PROPRIETARY FUNDS
FOR THE FIVE MONTHS ENDING DECEMBER 31, 2021**

	<u>Children's Center</u>	<u>Natatorium</u>	<u>Adult Education</u>	<u>Business-type Activities Total</u>
Assets				
Current Assets:				
Cash and cash equivalents	\$ 1,959,045	\$ 425,076	\$ 3,769	\$ 2,387,890
Due from Other funds	-	-	-	-
Other Receivables	-	-	-	-
Total Assets	<u>1,959,045</u>	<u>425,076</u>	<u>3,769</u>	<u>2,387,890</u>
Liabilities				
Current Liabilities:				
Payroll deduction and withholdings	49,893	7,204	-	57,097
Due to other funds	907,158	397,456	-	1,304,614
Total Liabilities	<u>957,051</u>	<u>404,660</u>	<u>-</u>	<u>1,361,711</u>
Net Position				
Unrestricted net position	1,001,994	20,416	3,769	1,026,179
Total Net Position, ESTIMATED	<u>\$ 1,001,994</u>	<u>\$ 20,416</u>	<u>\$ 3,769</u>	<u>\$ 1,026,179</u>



**Board of School Trustees
Mansfield Independent School District**

TITLE: Monthly Investment Reports

DATE: January 25, 2022

INFORMATION

BACKGROUND:

The Public Funds Investment Act requires that, not less than quarterly, written internal management reports be prepared by the investment officer and submitted to the governing body.

Schedules are attached that show book and market values and portfolio allocations between funds and investment holdings as of the month ending December 31, 2021.

All of Mansfield Independent School District's pooled investments and securities are in compliance with the approved Investment Policy, CDA (Local). All investments meet the three basic objectives included in the District's investment policy – safety, liquidity, and yield. The following is a list of authorized broker / dealers approved by the Board on July 21, 2021:

- UBS Paine Webber
- Raymond James
- FHN Financial
- Hilltop Securities
- A J Capital
- Multi-Bank Securities
- Frost Bank
- Wells Fargo Securities, LLC

This report has been submitted in compliance with Government Code 2256.006 per Board policy on investment procedures. The information on this report is, to the best of our knowledge, true and correct, and documents are available to support this date.

/s/ Monica Irvin

Monica Irvin, C.P.A.

/s/ Marinda Bramlett

Marinda Bramlett

/s/ Michele Trongaard

Michele Trongaard, C.P.A.

/s/ Natasha Whetstone

Natasha Whetstone

**MANSFIELD INDEPENDENT SCHOOL DISTRICT
MONTHLY INVESTMENT REPORT
12/31/2021
Unaudited**

Portfolio Summary by Investment Type

Investments	Par Value	Book Value	Market Value	% of Portfolio	Weighted Avg Maturity	Avg Yield to Maturity
Money Market Funds	\$ 12,412,604.73	\$ 12,412,604.73	\$ 12,412,604.73	5.78%	1	0.010
***Frost Bank	1,183,270.06	1,183,270.06	1,183,270.06	0.55%	1	
***461/865 Activity Accounts				0.00%	1	
Government Agency Securities	10,000,000.00	10,089,070.00	10,075,460.00	4.69%	5.70	0.035
Municipal Bonds	10,840,000.00	10,864,108.86	10,855,076.62	5.05%	7.04	0.367
Commercial Paper	5,000,000.00	4,995,581.93	4,992,070.00	2.32%	0.00	0.085
***LOGIC	144,223,903.26	144,223,903.26	144,223,903.26	67.10%	1	0.074
TexSTAR	29,654,566.33	29,654,566.33	29,654,566.33	13.80%	1	0.014
Texas Class	1,532,788.11	1,532,788.11	1,532,788.11	0.71%	1	0.069
	<u>\$ 214,847,132.49</u>	<u>\$ 214,955,893.29</u>	<u>\$ 214,929,739.11</u>	100.00%		<u>0.093</u>

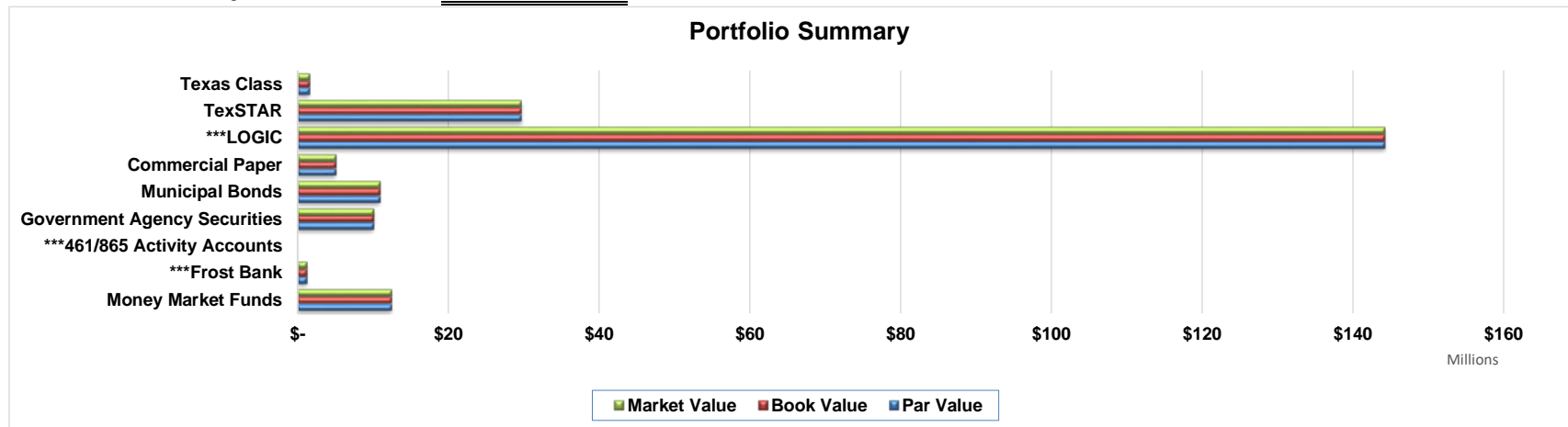
Accrued Interest

Accrued Interest at Purchase		\$ 29,898	\$ 29,898
Accrued Interest		71,119	71,119
Subtotal		<u>\$ 101,017</u>	<u>\$ 101,017</u>

Total Investment Value \$ 214,847,132 \$ 215,056,911 \$ 215,030,757

Total Current Year Earnings by Fund

	12/31/2021	Period Ending
General Fund	\$ 31,265	
Child Nutrition Funds	8	
Debt Service Fund	11,360	
Construction Funds	7,433	
Custodial Funds	17	
Total Interest Earnings	<u>\$ 50,083</u>	

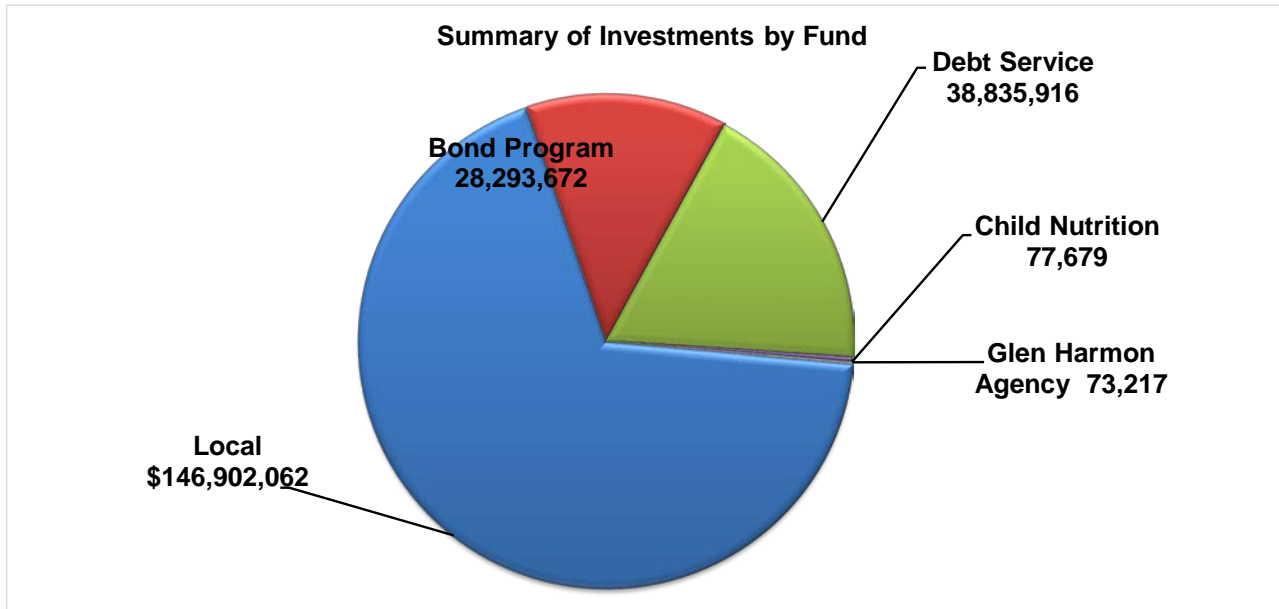


***The Book values reflected are based on statement balances.

MANSFIELD INDEPENDENT SCHOOL DISTRICT
MONTHLY INVESTMENT REPORT
12/31/2021
 Unaudited

Portfolio Summary by Fund Par

Fund	Previous Month	Current Month	Change
Local	\$ 121,765,353	\$ 146,902,062	\$ 25,136,709
Bond Program	31,791,843	28,293,672	(3,498,171)
Debt Service	39,234,573	38,835,916	(398,657)
Natatorium	664,587	664,587	-
Child Nutrition	95,717	77,679	(18,039)
Glen Harmon Agency	73,213	73,217	5
Total Ending Balance for the Period Ending	<u>\$ 193,625,286</u>	<u>\$ 214,847,132</u>	<u>\$ 21,221,846</u>



**MANSFIELD INDEPENDENT SCHOOL DISTRICT
INVESTMENT POSITION DETAIL BY FUND AND TYPE**

12/31/2021

Investment Type	Investment Asset	Trade Ticket #	Settlement Date	(Sorted by) Maturity Date	Callable Date	CUSIP	Yield to Maturity	Interest Paid on Pool Accounts for the Month	Days to Maturity	Par	Unamortized Discount	Unamortized Premium	Statement Balance (Book Balance on securities)	Market Value at 12/31/21	Weighted Average Maturity
General Fund Investment Portfolio															
Money Market	Bank of Oklahoma (Invesco Premier U.S. Government Money Portfolio)						0.010		1	49,164			49,164	49,164	
DDA Checking	Frost Bank						0.000		1	254,063			254,063	254,063	
DDA Checking	Frost Bank 461/865 Activity Fund Accounts						0.000		1	-			-	-	
	Subtotal							-	1	303,227	-	-	303,227	303,227	
Investment Pool	LOGIC						0.074	3,960.98	1	90,415,845			90,415,845	90,415,845	1.00
Investment Pool	Texas Class						0.069	90.14	1	1,532,788			1,532,788	1,532,788	1.00
Investment Pool	TexSTAR						0.014	342.38	1	17,674,823			17,674,823	17,674,823	1.00
	Subtotal						0.052	4,393.50	1	109,623,456	-	-	109,623,456	109,623,456	1
Brokerage Held Securities															
Government Agency Securities															
	Wells Fargo Brokerage														
	Fannie Mae	WF 21-04	10/08/21	09/06/22		3135G0W33	0.071		249	10,000,000		89,070.00	10,089,070	10,075,460	17.09
	Subtotal						0.071		249.000	10,000,000	-	89,070	10,089,070	10,075,460	17.088
Commercial Paper															
	Natixis NY	WF 21-06	10/13/2021	7/5/2022		63873KG50	\$ 0.17			\$ 5,000,000.00	\$ (4,418.07)		4,995,582	4,992,070	-
	Subtotal						0.170		-	5,000,000	(4,418)	-	4,995,582	4,992,070	-
Municipal Bond															
	City of Houston TX	WF 21-04	10/21/21	09/06/22	11/7/2021	4423315R1	0.100		249	8,695,000		24,109	8,719,109	8,718,172	14.77
	Lakeland FL Cap Improvement	WF 21-03	07/29/21	10/01/22		511662DX3	0.450		274	1,195,000			1,195,000	1,193,162	2.23
	Lakeland FL Cap Improvement	WF 21-02	07/29/21	10/01/23		511662DY1	0.550		639	950,000			950,000	943,742	4.13
	Subtotal						0.37	-	387	10,840,000	-	24,109	10,864,109	10,855,077	7.04
Money Market															
	Wells Fargo Brokerage														
	Subtotal														
	Total Brokerage Held Securities Wells Fargo Brokerage						0.20	229		36,975,379	(4,418)	113,179	37,084,140	37,057,986	11.53
Grand Total Investment for Fund							0.0849	4,623		146,902,062	(4,418)	113,179	147,010,823	146,984,669	
Debt Service Fund Investment Position															
DDA Checking	Frost Bank						0.000		1	210,759			210,759	210,759	
Investment Pool	LOGIC						0.074	1,667.20	1	26,649,344			26,649,344	26,649,344	
Investment Pool	TexSTAR						0.014	141.15	1	11,975,813			11,975,813	11,975,813	
	Subtotal						0.044	1,808.35	1	38,625,157	-	-	38,625,157	38,625,157	
Grand Total Investment for Fund							0.044	1,808.35	1	38,835,916	-	-	38,835,916	38,835,916	
2011 Bond Program #0612-611															
Money Market Treasury	Fidelity						0.010	34.99	1	1,228,062			1,228,062	1,228,062	
	Subtotal						0.010	34.99	1	1,228,062	-	-	1,228,062	1,228,062	
Grand Total Investment for Fund							0.010	34.99	1	1,228,062	-	-	1,228,062	1,228,062	
2017 Bond Program															
Investment Pool	LOGIC						0.074	1,773.00	1	27,065,610			27,065,610	27,065,610	
	Subtotal						0.074	1,773.00	1	27,065,610	-	-	27,065,610	27,065,610	
Grand Total Investment for Fund							0.037	1,773	1	27,065,610	-	-	27,065,610	27,065,610	

Child Nutrition

**MANSFIELD INDEPENDENT SCHOOL DISTRICT
INVESTMENT POSITION DETAIL BY FUND AND TYPE**

12/31/2021

Investment Type	Investment Asset	Trade Ticket #	Settlement Date	(Sorted by) Maturity Date	Callable Date	CUSIP	Yield to Maturity	Interest Paid on Pool Accounts for the Month	Days to Maturity	Par	Unamortized Discount	Unamortized Premium	Statement Balance (Book Balance on securities)	Market Value at 12/31/21	Weighted Average Maturity
DDA Checking	Frost Bank						0.000		1	53,861			53,861	53,861	
Investment Pool	LOGIC						0.074	1.25	1	19,887			19,887	19,887	
Investment Pool	TexSTAR						0.014	0.02	1	3,931			3,931	3,931	
							0.044	1.27	1	23,817	-	-	23,817	23,817	
															Subtotal
							0.044	1.27	1	77,679	-	-	77,679	77,679	
															Grand Total Investment for Fund
							0.044	1.27	1	77,679	-	-	77,679	77,679	
Glenn Harmon Agency															
Investment Pool	LOGIC						0.074	4.57	1	73,217			73,217	73,217	
							0.074	4.57	1	73,217	-	-	73,217	73,217	
															Subtotal
							0.074	4.57	1	73,217	-	-	73,217	73,217	
															Grand Total Investment for Fund
							0.074	4.57	1	73,217	-	-	73,217	73,217	
Natorium															
DDA Checking	Frost Bank						0.000		1	664,587			664,587	664,587	
							0.000	-	1	664,587	-	-	664,587	664,587	
															Subtotal
							0.000	-	1	664,587	-	-	664,587	664,587	
															Grand Total Investment for Fund
							0.000	-	1	664,587	-	-	664,587	664,587	
															Grand Total Investments ALL Funds
							0.037	8,245		214,847,132	(4,418)	113,179	214,955,893	214,929,739	

REPORT ITEM

BACKGROUND:

House Bill 273 requires that school districts disclose the amounts spent on purchasing cooperative fees on an annual basis. Specifically, it states:

Sec. 44.0331. MANAGEMENT FEES UNDER CERTAIN COOPERATIVE PURCHASING CONTRACTS. (a) A school district that enters into a purchasing contract valued at \$50,000 or more under Section 44.031(a)(5), under Subchapter F, Chapter 271, Local Government Code, or under any other cooperative purchasing program authorized for school districts by law shall document any contract-related fee, including any management fee, and the purpose of each fee under the contract.

(b) The amount, purpose, and disposition of any fee described by Subsection (a) must be presented in a written report and submitted annually in an open meeting of the board of trustees of the school district. The written report must appear as an agenda item.

CONSIDERATIONS:

The fees paid by Mansfield ISD to purchasing cooperatives for FY 2020 - 2021 are as follows:

(EPCNT) Educational Purchasing Cooperative of North Texas - \$100 annual fee to cover administrative costs.

(TPASS) Texas Procurement and Support Services - \$100 annual fee to cover administrative costs.

Buyboard – \$ 1200 Vehicle PO processing fees (trucks and buses) (7/1/2020 thru 6/30/2021).

CTPA – Central Texas Purchasing Alliance \$150 annual fee to cover administrative cost.

All membership fees are paid out of the regular operating budget for the Purchasing Department. The vehicle fees were paid by the ordering departments.

Current memberships with Cooperatives and Inter-locals:

Choice Partners	HGAC	Region 19
City of Fort Worth Inter-local	National IPA (Omnia Partners)	Sourcewell
City of Frisco Inter-local	NCPA Cooperative	State of Texas Cooperative
City of Mansfield Inter-local	NJPA (Sourcewell)	Tarrant County Inter-local
CTPA Inter-local	PACE	TASB BuyBoard
1GPA	Region 2	TCPN
DIR	Region 4	TIPS
E & I Cooperative	Region 6	US Communities (Omnia Partners)
EPCNT	Region 7	
Equalis Group Inter-local	Region 10	
Goodbuy Cooperative	Region 11	
HCDE	Region 14	

RECOMMENDATION:

None – Information Only.



**Board of School Trustees
Mansfield Independent School District**

TITLE: MISD Committees Report

DATE: January 25, 2022

INFORMATION

BACKGROUND:

District committees formed will each report to the Board and the charter will be posted on the District website as well. Each report to the Board will depict the purpose, responsibilities, timeline, and membership. The charters for committees are attached.

CONSIDERATION:

Ad hoc Committees

2021-2022 Safety Procedure Plan Committee

Ongoing Committees

Advanced Placement Council

District-wide Educational Improvement Council (DEIC)

District's School Safety and Security Committee

Diversity, Equity, & Inclusion – District Advisory Council

Long Range Technology Plan 2021-2025

School Health Advisory Council 2021-2022

Superintendent's Advisory Council

Superintendent's Student Advisory Council (SAC)

RECOMMENDATION:

No Board action required.

Charter
Advanced Placement Council
Dec 18, 2017

Purpose

The purpose of the AP Council is to advocate for and represent AP teachers and students within the Mansfield ISD.

Responsibilities of the Committee

This committee represents individual campus AP teachers. They bring campus concerns forward and make suggestions to improve the AP program within MISD. Teresa Francis is the non-voting chair of the committee, Melanie Beckett is the non-voting secretary of the committee. Campus GT Specialists, if not one of the campus representatives, also attend as non-voting members. This standing committee should produce, at least once annually, a recommendation for improvement of the AP program.

Duration of Committee and/or Timeline

We will meet at least three times annually, once during the fall semester and twice during the spring and an optional meeting once during the summer. We will also organize and host an annual AP Conference for all AP teachers in grades 7-12.

Committee Membership

(See page 2 for current membership)

Final Report submitted to Whom and by When

Final Annual report is submitted by Teresa Francis to Donna O'Brian in May each year.



AP Council 2021-2022

Summit High School	002	Amy Johnson	AP Science	2021
		Emily McCollister	APUSH	2021
		Jason Mutterer	Academic Associate Principal	
Mansfield High School	003	Joseph Kelly	AP Science	2023
		Mandy Gent	AP US History	2023
		Dr. Kristy Miller	Academic Associate Principal	
Timberview High School	004			
		David Towns	AP Government	2021
		Miguel Garza	Academic Associate Principal	
Legacy High School	005	Sara Kamphaus	AP Calculus	2023
		Danielle Panzarella	AP World History	2023
		Ketura Madison	Academic Associate Principal	
Lake Ridge High School	007	Leigh Ann Smith	AP US History	2023
		Linn Thatcher	AP Chemistry	2023
		Katrina Mabry-Smith	Academic Associate Principal	
		Ashley Alloway	Principal	2022
Frontier High School	008	Laura Christopher	English	2023
		Michael Fore	Academic Associate Principal	

Rotation of Campus Principal Representative When – August

LRHS 2021

FHS 2022

SHS 2023

MHS 2024

LHS 2025

THS 2026

**Charter
District-wide Educational Improvement Council (DEIC)
2021-2022**

Purpose

MISD Board policy directs the establishment of a district-level planning and decision-making process that involves the professional staff of a district, parents of students enrolled in a district, business representatives, and community members in establishing and reviewing the District's educational plans, goals, performance objectives, and major instructional programs.

Responsibilities of the Committee

The Superintendent or Superintendent's Designee shall serve as the chairperson of DEIC.

- Chairperson: Fernando Benavides, Executive Director of High Schools
- DEIC Scribe: Secretary to the Executive Director
- Type of Committee: Standing
- Decision Making Authority: Advisory

The District-wide Educational Improvement Council shall assist the Superintendent with the annual development, evaluation, and revision of the District Improvement Plan.

Duration of Committee and/or Timeline

The chairperson of the committee shall set its agenda and shall schedule at least four meetings per year; additional meetings may be held at the call of the chairperson.

Meeting Dates*

October 6, 2021 – 4:30pm-6:00pm, *MISD Center PDC Rooms-CANCELED*

October 14, 2021 – 4:30pm-6:00pm, *MISD Center PDC Rooms, First Meeting*

November 4, 2021 – 4:30pm-6:00pm, *MISD Center PDC Rooms, DIP / Plan on a Page*

December 9, 2021 – 4:30pm-6:00pm, *MISD Center PDC Rooms*

January 13, 2022 – 4:30pm-6:00pm, *MISD Center PDC Rooms*

February 24, 2022 – 4:30pm-6:00pm, *MISD Center PDC Rooms*

March 24, 2022 – 4:30pm-6:00pm, *MISD Center PDC Rooms*

April 21, 2022 – 4:30pm-6:00pm, *Administration Building 100 Great Room*

*Meetings are tentatively scheduled and confirmed monthly based on agenda items to be addressed.

Committee Membership

The District-wide Educational Improvement Council shall include representative, professional staff, parents of students enrolled in the district, business representatives, and community members.

2021-2022 DEIC Membership:

CAMPUS	REPRESENTATIVE	TYPE OF REP	CAMPUS ROLE	TERM
EARLY CHILDHOOD				
Sarah K. Jandrucko	Ashton Oliver	Non-Teaching	Dean of Instruction	2021-2023
ELEMENTARY SCHOOLS				
Charlotte Anderson	Sheira Petty	Non-Teaching	Principal	2020-2022
J. L. Boren	Amy Carlisle	Non-Teaching	Assistant Principal	2020-2022
Janet Brockett	Kimetra Hall	Non-Teaching	Counselor	2020-2022
Willie Brown	Carolyn Marks	Teaching	Art Teacher	2020-2022
Louise Cabaniss	Tamara Nti Mensah	Teaching	Resource Teacher	2021-2023
Anna Mae Daulton	Andrea Hutchins	Non-Teaching	ESL Lead	2021-2023
Kenneth Davis	Chandler Gentry	Teaching	Kindergarten Teacher	2020-2022
Imogene Gideon	Ashley Rodriguez	Teaching	2nd Grade Teacher	2020-2022
Glenn Harmon	Dembraski Moore	Teaching	3rd Grade Teacher	2020-2022
Carol Holt	Gretchen Voronin	Teaching	Art Teacher	2020-2022
Thelma Jones	Whitney Riordan	Teaching	Kindergarten Teacher	2021-2023
Judy K. Miller	Leslie Olguin	Teaching	Pre-K Teacher	2020-2022
D. P. Morris	Melissa Williams	Teaching	Sped Co-Teacher	2020-2022
Erma Nash	Glenda Reyes	Teaching	Sped Resource Teacher	2021-2023
Nancy Neal	Casey Siegel	Teaching	ESL Teacher	2021-2023
Brenda Norwood	Megan Richardson	Non-Teaching	Counselor	2021-2023
Annette Perry	Crystal Constante	Non-Teaching	Counselor	2021-2023
Alice Ponder	Stacy Moore-Helms	Teaching	SPED EC-4 Teacher	2021-2023
Martha Reid	Cheryl Ferrell	Non-Teaching	Counselor	2021-2023
Mary Jo Sheppard	Candy Graham	Teaching	Pre-K Teacher	2021-2023
Elizabeth Smith	Trenell Scott	Non-Teaching	Principal	2021-2023
Cora Spencer	Donna Wright	Teaching	3rd Grade Teacher	2021-2023
Tarver Rendon	Mindy McBroom	Teaching	Math Specialist	2021-2023
Roberta Tipps	Kristen Bradford	Teaching	4th Grade Teacher	2021-2023
INTERMEDIATE SCHOOLS				
Cross Timbers	Patrice Cross-Lewis	Teaching	SPED Teacher	2021-2023
Della Icenhower	Jeanne Clayton	Non-Teaching	Librarian	2020-2022
Mary Lillard	Jaeme Homb	Teaching	5th Grade ELA Teacher	2020-2022
Asa Low	Michelle Elliot	Teaching	6th Grade Social Studies Teacher	2021-2023
Alma Martinez	Stephanie Friedrich	Teaching	STEM Art Teacher	2021-2023
Mary Orr	Aaron Resendez	Teaching	5th Grade Math	2021-2023

Donna Shepard	Edrica Mullins	Teaching	Special Education Teacher	2020-2022
MIDDLE SCHOOLS				
James Coble	Angela Byrd	Teaching	Social Studies Teacher	2020-2022
T. A. Howard	Lakeita Richardson	Teaching	Career Pathways Teacher	2021-2023
Linda Jobe	Carrie Garcia	Non-Teaching	Counselor	2021-2023
Danny Jones	Melissa Silerio	Non-Teaching	Librarian	2020-2022
Charlene McKinzey	Jordan Rucker	Teaching	8 th Grade ELA Teacher	2021-2023
Brooks Wester	Sara Corley	Teaching	Theatre Arts Teacher	2020-2022
Rogene Worley	Samiyyah Middleton	Non-Teaching	Counselor	2021-2023
HIGH SCHOOLS				
Ben Barber/Frontier	Daniel Mele	Teaching	Vocational Animation	2020-2022
Early College	LaToya Beale	Non-Teaching	Counselor	2021-2023
Phoenix Academy	Kimberly Helixon	Teaching	Math Teacher	2020-2022
Lake Ridge	Brandon Austin	Teaching	Social Studies Teacher	2020-2022
Lake Ridge	Katrina Covington	Teaching	Science Teacher	2021-2023
Legacy	Michael Pope	Teaching	English Teacher	2020-2022
Legacy	Pam Pinkerton	Non-Teaching	Librarian	2021-2023
Mansfield	Corey Dashner	Teaching	Science Teacher	2020-2022
Mansfield	Michael Yeary	Non-Teaching	Assistant Principal	2021-2023
Summit	Roderick Pouncy	Non-Teaching	Assistant Principal	2020-2022
Summit	Garrett Ramos	Teaching	Science Teacher	2021-2023
Timberview	Lindsay Daniel	Teaching	Social Studies Teacher	2020-2022
Timberview	David Towns	Teaching	Social Studies Teacher	2021-2023
PARENTS				
Ana Gann		Parent Rep		2021-2023
Angie Thor		Parent Rep		2020-2022
Tai Mays		Parent Rep		2021-2023
COMMUNITY				
Loraine Morazzano		Community Rep		2021-2023
Lauren Brown		Community Rep		2021-2023
BUSINESS				
Todd Simmons		Business Rep		2020-2022
Brad Golden		Business Rep		2021-2023

Charter
District School Safety and Security Committee
2021-2022

Committee Purpose:

Participate in the development and implementation of emergency plans consistent with the district multi-hazard emergency operations plan. Addressing mitigation, preparedness, response, and recovery as defined by the commissioner of education or commissioner of higher education in conjunction with the governor's office of homeland security.

Responsibilities of the Committee:

1. Approve plans that reflect specific campus, facility, or support service's needs.
2. Recommend, develop and implement emergency plans consistent with the district multi-hazard emergency operations plan required in accordance with best practices identified by the agency, the Texas School Safety Center.
3. Review the adequacy of district infrastructure for time of emergency.
4. Review each report required to be submitted by the district to the Texas School Safety Center to ensure that the report contains accurate and complete information regarding each campus, facility, or support service in accordance with criteria established by the center.
5. Consult and make recommendations with local law enforcement agencies on methods to increase law enforcement presence near district campuses.
6. Periodically provide recommendations to the district's board of trustees and district administrators regarding updating the district multi-hazard emergency operations plan;
7. The committee shall meet at least once during each academic semester and at least once during the summer.

Chair of the Committee: Bruno Dias, Director of Safety and Security
This Charter is posted on our website.

Duration of Committee and/or Timeline:

09/16/21- Quarter 1 4:00-5:00 PM
11/18/21- Quarter 2 4:00-5:00 PM
02/17/22- Quarter 3 4:00-5:00 PM
05/12/22- Quarter 4 4:00-5:00 PM

Location: Second floor east lobby

NOTE: The committee is subject to Chapter 551, Government Code, and may meet in executive session as provided by that chapter. Notice of a committee meeting must be posted in the same manner as notice of a meeting of the district's board of trustees.

Charter Members:

Dr. Kimberly Cantu, Superintendent

Dr. Sean Scott, Deputy Superintendent

David Wright, Assistant Superintendent

Donald Williams, Associate Superintendent

Paul Cash, Executive Director of Facilities

Kate Shaw, Threat Assessment Coordinator

Michelle Newsom, Mansfield ISD Board of Trustees President

Desiree Thomas, Mansfield ISD Board of Trustees Vice-President

Brooke Britain, Mansfield High School Coach

Jeff Hood, Rogene Worley MS Band Director

Kelsey Smith, Mansfield ISD Louise Cabaniss Elementary School

Ashley Gordon, Mansfield ISD Parent

Greg Minter, Mansfield ISD Chief of Police

Greg Cutler, City of Mansfield Emergency Management

Danyell Wells, Mansfield ISD Director Diversity and Equity

Mike Midkiff, City of Mansfield Police Captain

Adam Gaston, Mansfield ISD J.L. Boren Elementary School

Adrienne Moody, Mansfield ISD Administrative Assistant

Charter

Diversity, Equity, & Inclusion – District Advisory Council

June 23, 2020

Purpose

The purpose of this council is to provide support, feedback, and guidance to the Board of Trustees about issues related to diversity, equity, and inclusion throughout Mansfield ISD. Working together to fulfill the District's Vision 2030 Values of students first, continuous improvement, integrity, communication, positive relationships, and resiliency, the council will make recommendations to the Board regarding changes to policy, procedures, and practice within Mansfield ISD.

Responsibilities of the Committee

The Diversity, Equity, & Inclusion Advisory Council will work with staff to analyze the inclusion, equity, and access needs of the district. The Council will make recommendations to the Board on opportunities to insure that Mansfield ISD is a safe learning community in which all voices are valued, students and staff have a sense of belonging and feel connected to each other, their school, and the MISD community.

The Director of Diversity, Equity, and Inclusion will chair the council. A member of the council and/or an employee of the Office of Diversity, Equity, and Inclusion will serve as secretary.

This Charter, all presentations, and approved minutes for all meetings are posted on the MISD website.

All meetings are open to the public.

Committee Composition & Selection

Council members will be selected in three ways and represent a broad cross-section of the Mansfield ISD Stakeholders. The district will seek to involve students, staff, families, and community members that reflect district demographics to inform decisions regarding equity and inclusion. To the degree possible, the council will include geographic representation (schools and level of schools) and demographics in relation to (but not limited to): race, color, religion, gender, sexual orientation, gender identity, national or ethnic origin, marital status, age, mental or physical disability, pregnancy, familial status, economic status, and veteran's status. Students, Parents, Community Leaders, Teachers, Campus Administration and District Administration will be included.

1. MISD Board of Trustee Nominations
2. Campus Principal Nominations
3. Student, Parent, Staff, Community Volunteers

Duration of Council and/or Timeline – Diversity, Equity, & Inclusion

Meeting Dates	Time	Place
Monthly Meetings Beginning in September 2020, details TBD.		

Council Outcomes

Council recommendations will be presented to the Board of Trustees.

Council Membership

Charter
Long Range Technology Plan 2021-2025
February 5, 2021

Purpose

Technology has dramatically shaped our society and recent events in our society has reshaped the way we use technology. With the onset of the pandemic in 2020, technology has played a significant role in keeping education moving forward despite illnesses, quarantines, and mandated shutdowns. Each year billions of dollars are provided school districts through various Federal, state, and local governments to buy technology equipment and provide internet access for school districts. Additional funds have been allocated this year to buy equipment and provide services necessary to move classrooms to a virtual environment. It is important that all funds are spent in a manner consistent with the goals of the district without creating equity gaps or significant future financial burdens. A long-range plan is a tool best used to establish the goals of the district while providing the framework to keep technology up to date, readily available, safe, secure, and reliable.

To begin the process of developing the district's long range technology plan, a committee consisting of stakeholders from the students, staff, and community will be convened to study the current state of technology and the anticipated future needs of technology to support education.

Responsibilities of Committee

Jeffrey Brogden, Chief Technology Officer and Shawntee' Cowan, Director of Technology will chair the committee.

Long Range Technology Plan

1. Develop a Long-Range Technology Plan that addresses the six strategic goals of the TEA's "Long-Range Plan for Technology 2018-2023"
 - a. Personalized, Flexible, Empowered Learning Environment
 - b. Equitable Access
 - c. Digital Citizenship
 - d. Safety and Security
 - e. Collaborative Leadership
 - f. Reliable Infrastructure
2. Develop a plan that addresses the constantly changing environment of technology while addressing the future knowns and building contingencies for the unknowns
3. Develop a plan that defines technology equipment for all learning spaces to create equity and consistency district-wide

Committee Membership & Selection

The committee will consist of no more than 30 members, including committee chairs, secretary, and Board Trustee -Technology (Karen Marcucci). Committee members will be selected by the following ways:

1. Board of Trustee Recommendation
2. Campus Principal Recommendation
3. Administration Recommendation
4. Volunteers

Information regarding the progress of the committee, meeting minutes, presentations, and attendance will be made available to Dr. Sean Scott, Associate Superintendent Curriculum & Instruction, for appropriate distribution.

Meetings will be closed to the public.



Approved: _____

2 - 8 - 21 _____

Date:

Charter
2021 – 2022 Safety Procedure Plan Committee
October 2021

Purpose

The purpose of the Safety Procedure Plan Committee is to review and update Mansfield ISD's Safety Procedure Plan using input from students, parents, staff, and community members. The goal is to propose updates to the 2018 Safety Procedure Plan to the Safety and Security Committee to ensure safer MISD schools and facilities. The Safety and Security Committee will make recommendations to the School Board.

Responsibilities of Committee

To access and evaluate current MISD Safety Procedures and create an updated comprehensive Safety Procedure Plan.

- Dr. Deborah Cron – Facilitator
- Dr. Kimberley Cantu – Superintendent of School

Duration of Committee

The committee will meet a minimum of three times from 6:00 p.m. – 9:00 p.m. at the following location:

- Thursday, November 4 Mansfield ISD Center for Performing Arts
- Wednesday, November 17 Mansfield ISD Center for Performing Arts
- Thursday, December 2 Mansfield ISD Center for Performing Arts
- Thursday, December 16 Mansfield ISD Center for Performing Arts (if necessary)

Committee Membership & Selection

The committee will consist of no more than 90 members, including committee chairs. Committee members will be selected by the following methods:

1. Board of Trustee Recommendation
2. Campus Principal Recommendation
3. Administration Recommendation
4. Volunteers (Community and parents)

Careful consideration will be given to ensure that all attendance zones are represented by volunteers and staff.

Information regarding the progress of the committee, meeting minutes, presentations, and attendance will be made available to Dr. Kimberley Cantu, Superintendent, for appropriate distribution.

Meeting attendance will be limited to committee members.

Charter

School Health Advisory Council 2021-2022

Purpose and Responsibilities

The School Health Advisory Council (SHAC) is a group of individuals representative of segments of the community. They provide advice on coordinated school health programming and its impact on student health and learning that impact the entire school district.

In addition to its other duties, the SHAC shall submit to the Board, at least annually, a written report that includes recommendations, modifications to previous recommendations, and an explanation of SHAC activities since the last written report.

Duration of Committee and/or Timeline

The SHAC is a standing committee. The chairperson of the committee shall set its agenda and shall schedule at least four meetings per year. Additional meetings may be held at the call of the chairperson.

Meeting Dates

Meetings are tentatively scheduled and confirmed quarterly based on agenda items to be addressed. The dates for the 21-22 school year are:

- October 14 12:00 -1:00 pm (Training only –not an official meeting)
- November 11 12:00 -1:00 pm
- January 27 12:00-1:00 pm*
- February 24 12:00- 1:00 pm*
- March 10 12:00-1:00 pm

Committee Membership

The School Health Advisory Committee members shall include representative professional staff, parents of students enrolled in the District, business representatives, and community members.

MISD Governing Board Policy

- FFA (Legal)
- FFA (Local)
- EHAA (Legal)

Committee Membership

Texas law requires that every public school district establish a School Health Advisory Council. Membership is comprised of students, parents, district staff, community agency representatives and professionals. By law, the majority of council members must be parents who are not employees of the district. SHACs are required to meet at least 4 times per school year.

1. Members approved to serve on the MISD School Health Advisory Council shall be selected from appropriate sources as outlined in TEC, Title I, Chapter 28, § 28.004.

2. All official members to the SHAC are generally approved by the MISD School Board.
3. A minimum of 5 persons shall serve on the SHAC with the majority of members being District parents.
4. Students, parents, community members, teachers, and parents may not serve on the SHAC more than two consecutive years.
5. Parents whose son/daughter is on the SHAC cannot serve on the SHAC at the same time.

2021-2022 SHAC Membership:

School Health Advisory Council Member List 2021-2022

Rita Denton	Director of Student Nutrition
Amy Senato	Elementary Science and Physical Education Coordinator
Michelle Hurst	Secondary Science and Health Coordinator
Elisa Watkins	LVN Supervisor/Resource Nurse Health Services
Dorian Watson	Health Teacher at Legacy High School
Jennifer Powers	Director of Guidance and Counseling
Mendy Gregory	Director of Social Emotional Learning
Bruno Dias	Director of Safety and Security
Amy Taylor	Milwood Hospital
Laura Sweatt	Magnet Director for Methodist Mansfield Medical Center
Kristen Sutton	Director of Community Engagement Texas Health
Debbie Van Cleave	parent at THS (feeder THS)
Gina Williams	parent at Ponder Elementary (feeder LHS)
Jae Hill	parent Howard Middle (feeder SHS)
Joseph Jenkins	parent at Tarver-Rendon Elementary and Donna Shepard Intermediate (feeder LHS)
Karen Tecklenburg	parent at MHS (feeder MHS)
LaToya Savoie	parent at Danny Jones Middle (feeder LRHS)
Marisela Aramino	parent at Nash Elementary and MHS (feeder MHS)
Mike McCown	parent at Lillard Intrermediate (feeder LRHS)
Nicole Flores	parent at Nash Elementary and Asa Lowe Intermediate (feeder MHS)
Nicole Lujan	parent at DP Morris Elementary (feeder SHS)
Scherron Richard	parent at Nash Elementary and Worley Middle (feeder MHS)

Shelley Jones	parent at MHS (feeder MHS)
Sheryl Taylor Fingers	parent at Brockett Elementary and THS (feeder THS)
Steffanie Steelhammer	parent at Jobe Middle (feeder at LHS)
Tiffany Mylett	parent at Smith Elementary (feeder at LRHS)
VanDella Meniffee	parent at THS (feeder THS)
Wendy Thacker	parent at Howard Middle (feeder SHS)

Student Ambassadors from each traditional high school campus will provide student voice.

Charter

Title: Superintendent's Advisory Council

Purpose: The Superintendent's Advisory Council is a representative body that will provide two-way communications between the Superintendent and community on a variety of important topics raised by the Superintendent and Superintendent's Advisory Council members. The Superintendent's Advisory Council will advise the Superintendent on policy matters as they pertain to topics discussed at the Superintendent's Advisory Council meetings.

Objectives:

- Act as a focus group for the Superintendent regarding district issues.
- Bring questions and concerns from parents, students, staff, and the community to the attention of the Superintendent
- Review and make recommendations to the Superintendent on a variety of topics

Members: The Superintendent or designee will approve and appoint Superintendent Advisory Council members. Consideration will be given to parents and community members who represent the diversity of the district's student body and overall community.

Last Name	First Name	Role
Alexander	David	Community
Baba	Truston	Parent/Community
Baird	Stephanie	Community
Baldwin	Chelsea	Community
Beck	Allan	Parent/Community
Cardoza	Jo Anna	Parent/Community
Collier	Marty	Community
Davis	Eboni	Parent
Fiagome	Corinne	Parent
Fresquez	Juan	Community
Huq	Washima	Community/Alumni
Jones	Matt	Community
Klein	David	Community
Lee	Samantha	Parent
Levens	Brad	Community
Luttrell	Susan	Grandparent/Community
Mainer	Michael	Parent/Community
Menifee	Vandella	Parent/Community
Minor	Dr. Jacquelyn	Parent/Community
Rose	Kenneth	Community
Sneed	Venetia	Community
Trook	Lindsey	Parent/Community
Van Cleave	Debbie	Parent/Community
Vincent	Kyle	Parent

Authority: The committee will serve in an advisory role to the Superintendent and have no decision-making authority.

Meetings: Meetings will be held on the third Tuesday of October, February, April and June from 6 – 8 p.m. Meetings will be called by the Superintendent and facilitated with a district administrator or outside consultant. Superintendent's Cabinet members will be available to answer questions or assist with discussions.

Length of the committee will be at the Superintendent's discretion.

Mansfield ISD

Superintendent's Student Advisory Council (SAC)

Purpose of SAC

The Superintendent's Student Advisory Council is composed of student representatives from each of the MISD secondary campuses. These students will meet with the Superintendent and other district staff during the school year. The focus of these meetings will be to discuss how decisions made at the district level are affecting students throughout MISD. In addition, students will gain knowledge of a variety of topics, have the opportunity to share information, and provide feedback on the secondary school experience in the district.

SAC Membership

- Superintendent Representatives
 - Executive Council
 - Principals from each High School & Middle School
 - Other Directors as agenda requires
 - MISD Board of Trustees
- Student Representatives
 - Two 8th grade students from each middle school
 - One student from each grade level (9-12) from each high school

SAC Meeting Information

Location and Time:

- All meetings are held at the Center for Performing Arts
- All meetings will be from 10:00 AM – 12:00 PM (lunch is provided)

SAC Meeting Dates:

- Friday, November 5, 2021
- Friday, January 28, 2022
- Wednesday, April 13, 2022

SAC Field Trip:

- No Field Trip for the 2021-2022 school year

Additional Information

- Super SAC should reflect the diversity of the campus
- During Super SAC meetings, students will work in collaborative teams and not always in school teams
- District Personnel will be available at each meeting
- Principals at each school will make sure students are present for each meeting
- MISD District Transportation will not be used
- Super SAC Student Representatives will complete a Parent Permission Slip
- **Each campus principal is responsible for creating a student advisor group or avenue on their campus for the purpose of the Super SAC students to report back to the school**



**Board of School Trustees
Mansfield Independent School District**

TITLE: Property Tax Collections

DATE: January 25, 2022

INFORMATION

BACKGROUND:

The Tarrant County Tax Office collects property taxes on behalf of the District for the general fund and the debt service fund. The attached Schedule of Delinquent Taxes Receivable includes tax collections for the current fiscal year as of December 31, 2021.

Total current and delinquent collections as of December 31, 2021 total \$152,697,188.

For comparison, current collections as of December 31, 2021 total \$150,502,856 compared to \$139,977,005 through December 31, 2020.

MANSFIELD INDEPENDENT SCHOOL DISTRICT
SCHEDULE OF DELINQUENT TAXES RECEIVABLE
FISCAL YEAR ENDED JUNE 30, 2022


Last Ten Years	(1)		(2)	(3)	(10)	(20)	(31)	(32)	(40)	(50)
	Tax Rates		Assessed/Appraised Value for School Tax Purposes	Beginning Balance 7/1/2021	Current Year's Total Levy	Maintenance Collections	Debt Service Collections	Entire Year's Adjustments	Ending Balance 6/30/2022	
	Maintenance	Debt Service								
2013 and prior years	Various	Various	Various	2,471,727	-	\$ 11,625	\$ 5,097	\$ -	\$ 2,455,005	
2014	1.040000	0.456000	8,828,749,026	245,485	-	2,421	1,062	-	242,002	
2015	1.040000	0.500000	9,072,174,412	191,941	-	3,857	1,854	(543)	185,687	
2016	1.040000	0.487000	10,658,635,170	334,174	-	5,203	2,436	(734)	325,801	
2017	1.040000	0.487100	11,444,353,095	234,568	-	9,041	4,234	1,063	222,356	
2018	1.040000	0.470000	12,548,024,977	260,925	-	16,551	7,480	21,487	258,381	
2019	1.040000	0.470000	13,939,141,882	722,839	-	142,328	64,321	186,859	703,049	
2020	1.040000	0.500000	15,410,617,919	778,693	-	135,345	65,070	71,365	649,643	
2021	0.956400	0.490000	15,567,029,316	3,438,689	-	1,134,937	581,471	(257,071)	1,465,210	
2022 (School year under audit)	1.058300	0.360000		-	235,938,114	99,936,083	50,566,772	7,357,290	92,792,548	
1000 TOTALS				\$ 8,679,041	\$ 235,938,114	\$ 101,397,391	\$ 51,299,797	\$ 7,379,716	\$ 99,299,682	

DATE: January 25, 2022
TO: Dr. Kimberley Cantu
Superintendent
FROM: Dr. Jennifer Stoecker
Assistant Superintendent of Human Resource Services
RE: NEW HIRES/TRANSFERS

**NEW-HIRES/
TRANSFERS:**

NAME: Richards, Chelsea
ASSIGNMENT: SpEd Inclusion Teacher/Summit HS
EXPERIENCE: 0 Years
DEGREE: Bachelor's/Texas State University
START DATE: January 28, 2022

NAME: Van Cleave, Matthew
ASSIGNMENT: Emergency Management Specialist/Student Services Dept.
EXPERIENCE: 3 Years
DEGREE: Bachelor's/University of North Texas
START DATE: January 31, 2022



Dr. Kimberley Cantu
Superintendent

1.25.22
Date

* Years of experience are self-reported and verified upon receipt of service records.


DATE: January 21, 2022
TO: Dr. Kimberley Cantu
Superintendent
FROM: Dr. Jennifer Stoecker
Assistant Superintendent of Human Resource Services
RE: NEW HIRES/TRANSFERS

**NEW-HIRES/
TRANSFERS:**

NAME:	Phillips, Kendall
ASSIGNMENT:	AVID Teacher/James Coble MS
EXPERIENCE:	7 Years
DEGREE:	Master's/United States Sports Academy
START DATE:	January 25, 2022



Dr. Kimberley Cantu
Superintendent





Date

* Years of experience are self-reported and verified upon receipt of service records.

DATE: January 20, 2022
TO: Dr. Kimberley Cantu
Superintendent
FROM: Dr. Jennifer Stoecker
Assistant Superintendent of Human Resource Services
RE: NEW HIRES/TRANSFERS

**NEW-HIRES/
TRANSFERS:**

NAME:	Wright, Paxton
ASSIGNMENT:	English Teacher/Timberview HS
EXPERIENCE:	0 Years
DEGREE:	Bachelor's/Texas A&M-Commerce
START DATE:	January 24, 2022

 _____ Dr. Kimberley Cantu Superintendent	 _____ Date
---	--

* Years of experience are self-reported and verified upon receipt of service records.

DATE: January 22, 2022
TO: Dr. Kimberley Cantu
Superintendent
FROM: Dr. Jennifer Stoecker
Assistant Superintendent of Human Resource Services
RE: NEW HIRES/TRANSFERS

**NEW-HIRES/
TRANSFERS:**

NAME: Cummings, Kyla
ASSIGNMENT: Counselor/Mary Lillard IS
EXPERIENCE: 1 Year
DEGREE: Master's/University of Oklahoma
START DATE: January 24, 2022

NAME: Garrett, Melanie
ASSIGNMENT: Kindergarten Teacher/Glen Harmon ES
EXPERIENCE: 8 Years
DEGREE: Bachelor's/University of Texas at Austin
START DATE: January 24, 2022

NAME: Lewis, Wyndie
ASSIGNMENT: Assistant Principal Intern/Summit HS
EXPERIENCE: 16 Years
DEGREE: Master's/American College of Education
START DATE: January 24, 2022

NAME: Smith, Murrielisa
ASSIGNMENT: Assistant Principal Intern/James Coble MS
EXPERIENCE: 29 Years
DEGREE: Master's/University of Missouri
START DATE: January 24, 2022

Kimberley Cantu 1.20.22
Dr. Kimberley Cantu Date
Superintendent


* Years of experience are self-reported and verified upon receipt of service records.

DATE: January 13, 2022
TO: Dr. Kimberley Cantu
Superintendent
FROM: Dr. Jennifer Stoecker
Assistant Superintendent of Human Resource Services
RE: NEW HIRES/TRANSFERS

**NEW-HIRES/
TRANSFERS:**

NAME: Calhoun, Husher
ASSIGNMENT: 6th Grade SS Teacher/Della Icenhower IS
EXPERIENCE: 15 Years
DEGREE: Master's/Concordia University
START DATE: January 18, 2022

NAME: Ngo, Cynthia
ASSIGNMENT: SpEd Inclusion Teacher/Nancy Neal ES
EXPERIENCE: 4 Years
DEGREE: Master's/University of North Texas
START DATE: January 18, 2022



Dr. Kimberley Cantu
Superintendent

1.13.22

Date

* Years of experience are self-reported and verified upon receipt of service records.

DATE: January 12, 2022
TO: Dr. Kimberley Cantu
Superintendent
FROM: Dr. Jennifer Stoecker
Assistant Superintendent of Human Resource Services
RE: NEW HIRES/TRANSFERS

**NEW-HIRES/
TRANSFERS:**

NAME: Pichardo, Daniel
ASSIGNMENT: Social Studies Teacher/Alternative Education Center
EXPERIENCE: 0 Years
DEGREE: Bachelor's/University of Texas at Arlington
START DATE: January 14, 2022

NAME: Snell, Destiny
ASSIGNMENT: 6th Grade Language Arts Teacher/Alma Martinez IS
EXPERIENCE: 0 Years
DEGREE: Bachelor's/Texas Wesleyan University
START DATE: January 14, 2022



Dr. Kimberley Cantu
Superintendent

1.12.22
Date

DATE: January 11, 2022
TO: Dr. Kimberley Cantu
Superintendent
FROM: Dr. Jennifer Stoecker
Assistant Superintendent of Human Resource Services
RE: NEW HIRES/TRANSFERS

**NEW-HIRES/
TRANSFERS:**

NAME: Martin, Amanda
ASSIGNMENT: Assistant Principal/Erma Nash ES
EXPERIENCE: 7 Years
DEGREE: Master's/Lamar University
START DATE: January 14, 2022

NAME: Patience, Kevin
ASSIGNMENT: SpEd Success Teacher/Della Icenhower IS
EXPERIENCE: 0 Years
DEGREE: Bachelor's/Union University
START DATE: January 14, 2022

NAME: Porta, Freddy
ASSIGNMENT: 8th Grade US History/TA Howard MS
EXPERIENCE: 0 Years
DEGREE: Master's/University of North Texas
START DATE: January 3, 2022

Kimberley Cantu 1-11-22
Dr. Kimberley Cantu Date
Superintendent

DATE: January 10, 2022
TO: Dr. Kimberley Cantu
Superintendent
FROM: Dr. Jennifer Stoecker
Assistant Superintendent of Human Resource Services
RE: NEW HIRES/TRANSFERS

**NEW-HIRES/
TRANSFERS:**

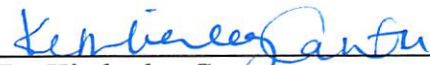
NAME: Ceaser, Oliva
ASSIGNMENT: Pre-Kindergarten Teacher/Jandrucko Academy
EXPERIENCE: 3 Years
DEGREE: Bachelor's/University of Texas at Arlington
START DATE: January 13, 2022

NAME: DeGray, Courtney
ASSIGNMENT: Assistant Principal Intern/Legacy HS
EXPERIENCE: 20 Years
DEGREE: Master's/Abilene Christian University
START DATE: January 13, 2022

NAME: Magee, Engitshun
ASSIGNMENT: 4th Grade Teacher/Brenda Norwood ES
EXPERIENCE: 0 Years
DEGREE: Bachelor's/University of Southern Mississippi
START DATE: January 13, 2022

NAME: Shaikh. Farhina
ASSIGNMENT: 7th Grade Math Teacher/Charlene McKinzey MS
EXPERIENCE: 0 Years
DEGREE: Bachelor's/Rutgers-Newark
START DATE: January 13, 2022

NAME: Thornton, Lavor
ASSIGNMENT: SHARS Specialist/Special Services Dept.
EXPERIENCE: 4 Years
DEGREE: Bachelor's/Dallas Baptist University
START DATE: January 13, 2022



Dr. Kimberley Cantu
Superintendent

1.10.22

Date

* Years of experience are self-reported and verified upon receipt of service records.

DATE: January 7, 2022
TO: Dr. Kimberley Cantu
Superintendent
FROM: Dr. Jennifer Stoecker
Assistant Superintendent of Human Resource Services
RE: NEW HIRES/TRANSFERS


**NEW-HIRES/
TRANSFERS:**

NAME: Moreno, Abram
ASSIGNMENT: Social Studies Teacher/Timberview HS
EXPERIENCE: 6 Years
DEGREE: Bachelor's/California State University
START DATE: January 10, 2022

NAME: Short, Pamela
ASSIGNMENT: SpEd Success Teacher/Summit HS
EXPERIENCE: 7 Years
DEGREE: Master's/Mississippi College
START DATE: January 10, 2022



Dr. Kimberley Cantu
Superintendent



Date

DATE: January 6, 2022
TO: Dr. Kimberley Cantu
Superintendent
FROM: Dr. Jennifer Stoecker
Assistant Superintendent of Human Resource Services
RE: **NEW HIRES/TRANSFERS**

**NEW-HIRES/
TRANSFERS:**

NAME: Bruce, Hannah
ASSIGNMENT: 3rd Grade Teacher/Carol Holt ES
EXPERIENCE: 0 Years
DEGREE: Bachelor's/University of Texas at Arlington
START DATE: January 10, 2022

NAME: Gutierrez, Claudia
ASSIGNMENT: 2nd Grade Teacher/Anna May Daulton ES
EXPERIENCE: 14 Years
DEGREE: Master's/Lamar University-Beaumont
START DATE: January 10, 2022


NAME: Munoz, Alejandrina
ASSIGNMENT: Art Teacher/Mansfield HS
EXPERIENCE: 0 Years
DEGREE: Bachelor's/University of Texas at Arlington
START DATE: January 10, 2022

NAME: Palmer, Ellen
ASSIGNMENT: AP Intern/Lake Ridge High School
EXPERIENCE: 8 Years
DEGREE: Master's/Texas Christian University
START DATE: January 10, 2022

NAME: Robinson, Spencer
ASSIGNMENT: SpEd Success Teacher/Summit HS
EXPERIENCE: 0 Years
DEGREE: Bachelor's/Grambling State University
START DATE: January 10, 2022

* Years of experience are self-reported and verified upon receipt of service records.

NAME: Satcher, Sedeki
ASSIGNMENT: AP Intern/TA Howard MS
EXPERIENCE: 18 Years
DEGREE: Master's/Delta State University
START DATE: January 10, 2022



Dr. Kimberley Canju
Superintendent





Date

DATE: January 4, 2022
TO: Dr. Kimberley Cantu
Superintendent
FROM: Dr. Jennifer Stoecker
Assistant Superintendent of Human Resource Services
RE: NEW HIRES/TRANSFERS

**NEW-HIRES/
TRANSFERS:**

NAME: Gee, Caleigh
ASSIGNMENT: Teacher/Timberview HS
EXPERIENCE: 0 years
DEGREE: Bachelor's/Texas A&M University
START DATE: January 6, 2022


Dr. Kimberley Cantu
Superintendent


Date


DATE: January 4, 2022
TO: Dr. Kimberley Cantu
Superintendent
FROM: Dr. Jennifer Stoecker
Assistant Superintendent of Human Resource Services
RE: NEW HIRES/TRANSFERS

**NEW-HIRES/
TRANSFERS:**


NAME: Dell, Gabriel
ASSIGNMENT: 4th Grade Teacher/Mary Jo Sheppard ES
EXPERIENCE: 0 Years
DEGREE: Bachelor's/Tarleton State University
START DATE: January 6, 2022

NAME: Seago, Alayna
ASSIGNMENT: 2nd Grade Teacher/Charlotte Anderson ES
EXPERIENCE: 0 Years
DEGREE: Bachelor's/Texas A&M-College Station
START DATE: January 6, 2022

NAME: Whitcomb, Michelle
ASSIGNMENT: Title 1 ELA Intervention Teacher/DP Morris ES
EXPERIENCE: 18 Years
DEGREE: Master's/University of Texas at Arlington
START DATE: January 6, 2022



Dr. Kimberley Cantu
Superintendent

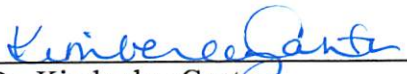


Date

DATE: December 17, 2021
TO: Dr. Kimberley Cantu
Superintendent
FROM: Dr. Jennifer Stoecker
Assistant Superintendent of Human Resource Services
RE: NEW HIRES/TRANSFERS

**NEW-HIRES/
TRANSFERS:**

NAME:	Click, Amanda
ASSIGNMENT:	Threat Assessment Analyst/Student Services Dept.
EXPERIENCE:	5 Years
DEGREE:	Master's/Lamar University-Beaumont
START DATE:	January 4, 2022


 _____ Dr. Kimberley Cantu Superintendent	<u>12.17.21</u> Date
---	-------------------------

DATE: December 17, 2021
TO: Dr. Kimberley Cantu
Superintendent
FROM: Dr. Jennifer Stoecker
Assistant Superintendent of Human Resource Services
RE: NEW HIRES/TRANSFERS


**NEW-HIRES/
TRANSFERS:**

NAME: Coleman, Valencia
ASSIGNMENT: 4th Grade Teacher/Thelma Jones ES
EXPERIENCE: 6 Years
DEGREE: Bachelor's/Sam Houston State University
START DATE: January 4, 2022

NAME: Fox, Joshua
ASSIGNMENT: PE Teacher/Behavior Intervention Center
EXPERIENCE: 5 Years
DEGREE: Master's/American Military University
START DATE: January 4, 2022



Dr. Kimberley Cantu
Superintendent



Date

DATE: December 17, 2021
TO: Dr. Kimberley Cantu
Superintendent
FROM: Dr. Jennifer Stoecker
Assistant Superintendent of Human Resource Services
RE: **NEW HIRES/TRANSFERS**


**NEW-HIRES/
TRANSFERS:**

NAME: Holland, Brooke
ASSIGNMENT: Registered Nurse/Charlene McKinzey MS
EXPERIENCE: 18 Years
DEGREE: Bachelor's/University of Texas at Arlington
START DATE: January 3, 2022

NAME: Richardson, Shelbee
ASSIGNMENT: Threat Assessment Analyst/Student Services Dept.
EXPERIENCE: 11 Years
DEGREE: Master's/Tarleton State University
START DATE: January 3, 2022

NAME: Rust, Deanna
ASSIGNMENT: Threat Assessment Analyst/Student Services Dept.
EXPERIENCE: 4 Years
DEGREE: Master's/University of San Diego
START DATE: January 3, 2022

NAME: Zeller, Tawnya
ASSIGNMENT: 5th Grade Social Studies Teacher/Alma Martinez IS
EXPERIENCE: 23 Years
DEGREE: Master's/Cumberland University
START DATE: January 3, 2022



Dr. Kimberley Cantu
Superintendent


12.17.21
Date

* Years of experience are self-reported and verified upon receipt of service records.

DATE: December 16, 2021
TO: Dr. Kimberley Cantu
Superintendent
FROM: Dr. Jennifer Stoecker
Assistant Superintendent of Human Resource Services
RE: NEW HIRES/TRANSFERS

**NEW-HIRES/
TRANSFERS:**

NAME:	Hornsby, Demarcus
ASSIGNMENT:	SpEd Success Teacher/Summit HS
EXPERIENCE:	0 Years
DEGREE:	Bachelor's/Texas A&M – Commerce
START DATE:	January 3, 2022


 _____ Dr. Kimberley Cantu Superintendent	<u>12.16.21</u> Date
---	-------------------------

DATE: December 15, 2021
TO: Dr. Kimberley Cantu
Superintendent
FROM: Dr. Jennifer Stoecker
Assistant Superintendent of Human Resource Services
RE: NEW HIRES/TRANSFERS

**NEW-HIRES/
TRANSFERS:**

NAME: Hilton, Candice
ASSIGNMENT: Science Teacher/Mansfield HS
EXPERIENCE: 13 Years
DEGREE: Bachelor's/University of North Texas
START DATE: January 3, 2022

NAME: Walton, Chantel
ASSIGNMENT: 5th Grade Language Arts Teacher/Cross Timbers IS
EXPERIENCE: 9 Years
DEGREE: Bachelor's/Texas Wesleyan University
START DATE: January 3, 2022



Dr. Kimberley Cantu
Superintendent



Date