



Regular Meeting Agenda

Diamondhead Education Center
200 W. Burnsville Parkway
Burnsville, MN 55337
January 17, 2013
6:30 PM

I. Call to Order	
A. Welcome Public	
B. Pledge of Allegiance	
II. Elect Board Officers	2
A. Chair	
B. Clerk	
III. Public Recognition	
A. 2012 Inclusive Education Practices Award	
IV. Business Meeting	
A. Approval of Agenda	
B. Consent Agenda	
Description: Although Board action is required, it is generally unnecessary to hold discussion on these items. In the event a Board member wishes to discuss an item, that item will be moved for separate consideration.	
1. Minutes from the January 10, 2013 Regular Board meeting	3
2. Human Resources	7
3. Donations	8
4. Payroll, Expenditures, Receipts and Investments	11
5. Budget Analysis	37
V. New Business	
A. Receive Update on Mental Health Services and Partnership with Headway Emotional Health Services (Mark McNamer of Headway Emotional Health Services/ Dawn Willson) (20 minutes)	48
B. Approve Appointment of Agent of Record for Group Insurance (Rider) (5 minutes)	73
VI. Adjourn to board workshop with School Exec Connect	

District 191 welcomes members of the public to attend Board of Education meetings, work sessions and other public gatherings. However, public participation is allowed only during listening sessions, which are held before regular board meetings. Community members who wish to share their thoughts and opinions on meeting topics should contact the Superintendent's office at 952-707-2005 to schedule a meeting with the Superintendent or member of her leadership team.

Agenda II.A-B
January 17, 2013

**BURNSVILLE-EAGAN-SAVAGE PUBLIC SCHOOLS
INDEPENDENT SCHOOL DISTRICT 191**

TO: Members, Board of Education

FROM: Randall Clegg, Superintendent
Lisa K. Rider, Executive Director of Business Services

DATE: January 17, 2013

RE: **Annual Organization of Board of Education**

Recommendation: That the School Board elect a Chair and Clerk in order to complete the organization of the Board of Education for 2013.

The items that follow pertain to Board organization for 2013.

A. Election of Chair

Annotation: The chair presides at all School Board meetings and works with the superintendent on calling Board meetings and establishing meeting agendas. At times the chair is called upon to serve in a ceremonial capacity as the ranking elected representative of the School District. The chair countersigns all checks drawn by the treasurer.

Recommendation: Moved by Director _____, seconded by Director _____, that Director _____ be nominated and elected chair of the Board for 2013.

(It is recommended that the newly elected chair assume the chair and conduct the balance of the meeting.)

B. Election of Clerk

Annotation: The clerk presides at Board meetings in the absence of the chair and vice-chair, and from a legal standpoint, is responsible for Board minutes, signing Board approved contracts and calling School Board elections. The clerk also countersigns all district checks. The routine duties of the clerk are performed by the superintendent's office and business office.

Recommendation: Moved by Director _____, seconded by Director _____, that Director _____ be nominated and elected clerk of the Board for 2013.

School Board Minutes
 INDEPENDENT SCHOOL DISTRICT 191
 January 10, 2013

The meeting of the Board of Education was called to order by Chair Hill at 6:34 p.m. at the Burnsville High School Senior Campus in the Diamondhead Education Center.

Call to Order

Members present: Directors Currier, Luth, Schmid, Sweep, VandenBoom and Chair Hill.

Attendance

Member absent: Director Teiken.

Others in attendance were Superintendent Clegg, administrators and staff.

Chair Hill welcomed the audience and asked Director Sweep to lead the Pledge of Allegiance.

Pledge of Allegiance

Director Schmid conducted the swearing in ceremony for re-elected School Board Directors Sweep, Currier, VandenBoom and Hill.

Oath of Office

Moved by Director Schmid that Director Sweep be nominated Chair of the Board for 2013. Moved by Director Currier that Director Schmid be nominated Chair of the Board for 2013. A roll call vote was taken resulting in a tie vote (3,3). Director Luth, Chair Hill, and Director Currier voted for Director Schmid. Directors Sweep, Schmid, and VandenBoom voted for Director Sweep. No action was taken.

Board Elections

Moved by Director Sweep that Director Schmid be nominated and elected Vice Chair of the Board for 2013. Motion carried unanimously (6,0).

Moved by Chair Hill that Director Currier be nominated Clerk of the Board for 2013. Moved by Director Sweep that Director VandenBoom be nominated Clerk of the Board for 2013. A roll call vote was taken resulting in a tie vote (3,3). Director Luth, Chair Hill, and Director Currier voted for Director Currier. Directors Sweep, Schmid, and VandenBoom voted for Director VandenBoom. No action was taken.

Moved by Director Currier that Director Luth be nominated and elected Treasurer of the Board for 2013. Motion carried unanimously (6,0).

Moved by Director Luth, seconded by Director VandenBoom that salaries of Board members be kept at \$500 per month and that the Chair receive an additional \$50 per month in recognition of additional duties and expenses associated with the position. Motion carried unanimously (6,0).

Board Salaries

Moved by Director Currier, seconded by Director Schmid, that all regular meetings of the Board of Education commence at 6:30 p.m. on the dates noted below with meetings conducted at the Diamondhead Education Center Senior Campus Commons and cable cast.

Board Meeting Schedule

- | | |
|-------------------|--------------------|
| January 10, 2013 | January 17, 2013 |
| February 7, 2013 | February 21, 2013 |
| March 7, 2013 | March 14, 2013 |
| April 4, 2013 | April 18, 2013 |
| May 2, 2013 | May 16, 2013 |
| June 6, 2013 | June 20, 2013 |
| August 1, 2013 | August 15, 2013 |
| September 5, 2013 | September 19, 2013 |
| October 3, 2013 | October 10, 2013 |
| November 7, 2013 | November 21, 2013 |
| December 5, 2013 | December 19, 2013 |
| January 9, 2014 | January 16, 2014 |
| February 6, 2014 | February 20, 2014 |
| March 6, 2014 | March 13, 2014 |
| April 3, 2014 | April 17, 2014 |
| May 1, 2014 | May 15, 2014 |
| June 5, 2014 | June 19, 2014 |

Motion carried unanimously (6,0).

Moved by Director Schmid seconded by Director Luth to adopt the resolution authorizing the Business Manager to enter into electronic (telephone) fund transfer agreements with the District's official depositories per Chapter 334 of the laws of Minnesota. Motion carried unanimously (6,0).

Electronic Fund Transfers/Fiscal Authorizations

Moved by Director Currier, seconded by Director VandenBoom, to adopt the resolution authorizing the use of facsimile signatures on payroll and claim checks as prescribed in M.S. 47.41 and furthermore that the use of facsimile signatures be authorized for

Use of Facsimile Signatures

individual personnel contracts covered by Board adopted Master Agreements. Motion carried unanimously (6,0).

Moved by Director Schmid, seconded by Director VandenBoom to approve that the institutions shown below be designated as official depositories of the District for the 2013 calendar year per M.S. 124.05.

U.S. Bank of Minneapolis
 Minnesota School Districts Liquid Asset Fund Plus
 MN Trust
 Associated Bank, WI
 East West Bank, NA

Motion carried unanimously (6,0).

Committee appointments will be made by the Chair in February. Board members are requested to review the list of appointments and to indicate their interests to the Chair.

Moved by Director Luth, seconded by Director VandenBoom to approve the agenda. Motion carried unanimously (6,0).

Moved by Director Schmid, seconded by Director Sweep, to approve the consent agenda.

- Minutes of the December 20, 2012 Board meeting, Special Board meeting, and January 3, 2013 Special Board meeting.
 - Personnel changes for C. Hassel, J. Paulsen, M. Springer, B. Tinklenberg, K. Branyon, L. Coddington, A. Jordan, E. Kosmalski, D. Sigstad, C. DeCarlo, P. Maternowski, M. Powers, L. Austin, T. Chamberland, R. Donnohue, D. Gooding, K. Hartog, B. Korman, M. May, P. McDonald, M. McGaha, L. Quast, C. Sommer, S. Toeller, M. Young, M. Weingartz, M. Jatko, and A. Vitali.
 - No Donations to report.
 - Approve Cooperative Sponsorship Agreement
- Motion carried unanimously (6,0).

Moved by Director VandenBoom, seconded by Director Currier, to approve on a second reading basis, Board Policy 208, *Development, Adoption, and Implementation of Policies*. Motion carried unanimously (6,0).

Student advisor Alex Jensen gave an oral report.

Dr. Clegg gave an oral report.

Official
 Depositories

Committee
 Appointments

Agenda

Consent Agenda

Minutes

Human
 Resources

No Donations
 Cooperative
 Sponsorship

Board Policy 208

Student Advisor
 Report
 Superintendent
 Report

Directors Currier, Schmid, VandenBoom, Sweep, and Chair Hill gave oral reports.

Board Member Reports

Moved by Director Luth, seconded by Director Schmid, to adjourn at 7:00 p.m. Motion carried unanimously (6,0).

Adjourn

Clerk

**Burnsville-Eagan-Savage Public Schools
Independent School District 191
Human Resources**

TO: Members, Board of Education
Randall Clegg, Superintendent

FROM: Stacey Sovine, Director of Labor Relations

DATE: January 17, 2013

RE: Recommended Personnel Changes

**Certified
Appointment**

Stephanie Grimes

*Replacement-Teacher, Reading/Math Interventionist,
1.0 FTE, Neill, effective 1/21/13

Cynthia Mullins

*Replacement-Dean of Students, BHS, 8 hrs/day,
effective 1/22/13

**Classified
Change in Assignment**

Janet Robinson

*Assignment changes to 2nd Cook, ERJH, 3.75 hrs/day,
effective 1/14/13

Resignation

Lynn Toth

-Asst. Cook Mgr. (currently on leave), effective 1/17/13


**Community Education
Appointment**

Carly Neibaur

-Replacement-School Age Team Coordinator, 8 hrs/day,
VV, effective 1/3/13

Hayley Waggoner


-New-School Age Team Coordinator, 7 hrs/day, ST,
effective 1/3/13

To: Dr. Randy Clegg
From: Rob Nelson 
CC: Rose Herrmann (Code – 01-491-260-000-096-000)
Date: January 3, 2013
Memo: Wells Fargo Foundation Educational Matching Gift

I am pleased to inform you that Harriet Bishop Elementary School has received a Wells Fargo Foundation Educational Matching Gift in the amount of \$210.00. I recommend that the School Board accept this charitable match.

Wells Fargo Foundation
Educational Matching Gift Program
P.O. Box 2157
Princeton, NJ 08543-2157

RN/jh

To: Dr. Randy Clegg
From: Rob Nelson 
CC: Rose Herrmann (Please deposit in our Student Activity Account
Code – 50-105-91)
Date: January 3, 2013
Memo: Personal Donation


I am pleased to inform you that Harriet Bishop Elementary School has received a donation in the amount of \$1,000.00 from Margaret Jurgens and Cheryl Haberlack (POA). This donation is to go towards families that are in need of clothing, food, or other items.

I recommend that the School Board accept this donation from Margaret Jurgens & Cheryl Haberlack in the amount of \$1,000.00.

Margaret Jurgens &
Cheryl Haberlack (POA)
15000 Bridgewater Drive
Savage, MN 55378

RN/jh

MEMO

TO: Superintendent Randall Clegg and members of the District 191 School Board
FROM: Don Leake 
DATE: January 9, 2013
Re: Donations to Eagle Ridge Junior High School

I recommend that the Board of Education accept a donation of \$210.00 from the Wells Fargo Educational Matching Gift Program. The Wells Fargo address is P. O. Box 2157, Princeton, NJ 08543-2157.

The contributions earmarked for our school were donated by the following donors:

Brionne Sillman 13415 Glenhurst Ave Savage, MN 55378-2675	\$134.61
Nisa Rian 13808 Yosemite Ave S Savage, MN 55378	\$40.39
Christine Lame-Yousufzai 13000 Glenhurst Ave S Savage, MN 55378	\$35.00

We are grateful for these generous donations, and want to extend our appreciation for their support of our school community.



**Agenda IV.B.4
January 17, 2013**

TO: Dr. Randall Clegg, Superintendent
FROM: Lisa K. Rider, Executive Director of Business Services
DATE: January 17, 2013
RE: December Payroll, Claims and Receipts

RECOMMENDATION: That the Board approves December payroll checks numbered 716932-716984, and Direct Deposit notices numbered 486299-489127, in the net amount of \$3,599,836.65. December & January claims to date represented by checks numbered 421306-421779, 1006465-1006619, and 100760-100766 and wire transfers and adjustments totaling \$5,751,709.41. Also, that the Board accepts December receipts of \$27,632,619.02 and investments for the General Fund, 2011 Alt. Facilities, and OPEB of \$44,576,582.26 as of December 31, 2012.

December payroll, wire transfers, claims and receipts have been prepared under the direction of Brady Hoffman, Director of Accounting Services, and are presented for approval by the School Board. I would be glad to answer any questions.

LKR/mw

**INDEPENDENT SCHOOL DISTRICT 191
FINANCIAL REPORT
December 31, 2012**

Cash Receipts

Receipts 80241-80502	\$27,632,619.02
Miscellaneous Adjustments	_____

TOTAL DECEMBER CASH RECEIVED 27,632,619.02

CASH DISBURSEMENTS

December

Regular Payroll Checks	716932-716984	\$3,599,836.65
Direct Deposit Notices	486299-489127	

Nov Payables previously approved	\$626,543.51
Dec Claims Previously Approved:	\$442,693.21

Dec Claims:	421306-421550	
	1006465-1006560	
	100760-100766	\$1,005,832.65

Dec Wire Transfers	\$4,170,753.58
Miscellaneous Adjustments	\$45,404.75

TOTAL DECEMBER CASH DISBURSED 9,891,064.35

TOTAL EXPENSES TO BE APPROVED

Dec Cash Disbursed	\$9,891,064.35
Less: Items Previously Approved	-\$1,069,236.72

Plus: Dec Payables	421551-421637	
Checks	421703-421779	\$296,778.53

Jan Claims:	421638-421702	
Checks	1006561-1006619	\$232,939.90

TOTAL TO BE APPROVED 9,351,546.06

	<u>Money Market</u>	<u>(Original Cost) Investments</u>	<u>Total 12/31/12</u>
GENERAL FUND	\$491,657.11	\$24,897,879.67	\$25,389,536.78
OPEB	\$452,198.98	\$15,236,379.39	\$15,688,578.37
2011 ALT FACILITIES	\$654,421.04	\$2,844,046.07	\$3,498,467.11
	\$1,598,277.13	\$42,978,305.13	\$44,576,582.26

Note: The attached investment reports are provided by our investment advisor, PMA Financial Network, Inc. These reports include our investment and money market balances.



Total Portfolio Report CAR

As of: 12/31/12

PMA Financial Network, Inc.

2135 CityGate Lane
7th Floor
Naperville, Illinois 60563
Telephone . 630-657-6400
Facsimile . 630-718-8701

13

BURNSVILLE ISD 191 / GENERAL FUND

2960

Type	Trans	SEQ	Purchase	Maturity	Instrument	Par-Val/Mat. Val.	Original Cost	Rate
MM					Investment Shares Portfolio	\$491,657.11	\$491,657.11	
SEC	27532	1	7/27/12	1/28/13	State Bank Of India (Chicago) Certificate of Deposit	\$249,000.00	\$249,000.00	0.348
CDR	177841	1	8/23/12	2/21/13	Banco Popular de Puerto Rico	\$244,865.30	\$244,694.00	0.140
CDR	177841	2	8/23/12	2/21/13	Citizens Business Bank	\$244,865.30	\$244,694.00	0.140
CDR	177841	3	8/23/12	2/21/13	First NBC Bank	\$244,865.30	\$244,694.00	0.140
CDR	177841	4	8/23/12	2/21/13	Glacier Bank / Western Security Bank	\$244,865.30	\$244,694.00	0.140
CDR	177841	5	8/23/12	2/21/13	MB Financial Bank, N.A.	\$244,865.30	\$244,694.00	0.140
CDR	177841	6	8/23/12	2/21/13	F&M Bank and Trust Company	\$158,111.07	\$158,000.46	0.140
CDR	177841	7	8/23/12	2/21/13	Mechanics & Farmers Bank	\$118,612.56	\$118,529.54	0.140
CD	179719	1	10/4/12	4/10/13	BANK OF EAST ASIA	\$249,920.46	\$249,600.00	0.249
CD	179720	1	10/4/12	4/10/13	FINANCIAL FEDERAL SAVINGS BANK	\$249,980.78	\$249,800.00	0.141
SEC	28302	1	10/16/12	4/16/13	Bank Of Baroda Certificate of Deposit	\$249,000.00	\$249,000.00	0.251
TS	178433	1	9/7/12	4/29/13	MN TRUST TERM SERIES	\$1,501,346.31	\$1,500,000.01	0.140
TS	177717	1	8/17/12	5/14/13	MN TRUST TERM SERIES	\$3,257,810.83	\$3,254,200.00	0.150
CD	177630	1	8/17/12	7/10/13	ONEWEST BANK FSB	\$249,979.69	\$249,400.00	0.259
CD	177631	1	8/17/12	7/10/13	BANCO POPULAR NORTH AMERICA	\$249,957.79	\$249,600.00	0.160
CD	177632	1	8/17/12	7/10/13	ASSOCIATED BANK, NA (N)	\$249,656.45	\$249,300.00	0.160
CD	177633	1	8/17/12	7/10/13	FIRST AMERICAN BANK	\$249,762.24	\$249,400.00	0.162
CD	177634	1	8/17/12	7/10/13	CITIBANK	\$249,657.35	\$249,300.00	0.160
CD	177635	1	8/17/12	7/10/13	MERCHANTS BANK OF INDIANA	\$249,656.47	\$249,300.00	0.160
CD	177636	1	8/17/12	7/10/13	THE FIRST, NA	\$249,863.48	\$249,500.00	0.163
CD	176981	1	7/26/12	7/29/13	EAST WEST BANK	\$249,986.61	\$249,000.00	0.393
TS	177119	1	7/31/12	7/29/13	MN TRUST TERM SERIES	\$2,003,978.08	\$2,000,000.00	0.200
TS	181580	1	12/31/12	7/29/13	MN TRUST TERM SERIES	\$6,255,034.25	\$6,250,000.00	0.140
SEC	27545	1	7/30/12	7/30/13	Doral Bank Certificate of Deposit	\$248,000.00	\$248,000.00	0.351
CDR	177219	1	8/2/12	8/1/13	Amalgamated Bank	\$244,959.69	\$244,352.04	0.249
CDR	177219	10	8/2/12	8/1/13	Tristate Capital Bank	\$244,959.69	\$244,352.04	0.249
CDR	177219	11	8/2/12	8/1/13	Alliance Bank of Arizona	\$244,959.69	\$244,352.04	0.249
CDR	177219	12	8/2/12	8/1/13	Cecil Bank	\$71,384.34	\$71,207.22	0.249
CDR	177219	2	8/2/12	8/1/13	Amarillo National Bank	\$244,959.69	\$244,352.04	0.249
CDR	177219	3	8/2/12	8/1/13	Central Bank of Lake of the Ozarks	\$244,959.69	\$244,352.04	0.249
CDR	177219	4	8/2/12	8/1/13	Everbank	\$244,959.69	\$244,352.04	0.249
CDR	177219	5	8/2/12	8/1/13	FirstCapital Bank of Texas, N.A. / First National Bank of Mi	\$244,959.69	\$244,352.04	0.249
CDR	177219	6	8/2/12	8/1/13	Flagstar Bank, FSB	\$244,959.69	\$244,352.04	0.249
CDR	177219	7	8/2/12	8/1/13	HeritageBank of the South	\$244,959.69	\$244,352.04	0.249
CDR	177219	8	8/2/12	8/1/13	Southwest National Bank	\$244,959.69	\$244,352.04	0.249
CDR	177219	9	8/2/12	8/1/13	Biltmore Bank of Arizona	\$244,959.69	\$244,352.04	0.249
SEC	27534	1	8/1/12	8/1/13	Sovereign Bank Certificate of Deposit	\$248,000.00	\$248,000.00	0.451
SEC	27554	1	8/1/12	8/1/13	Mizuho Corporate Bank (USA) Certificate of Deposit	\$248,000.00	\$248,000.00	0.301
SEC	27559	1	8/1/12	8/1/13	Discover Bank Certificate of Deposit	\$248,000.00	\$248,000.00	0.401
CD	179716	1	10/4/12	8/12/13	PRIVATE BANK - MI	\$249,939.88	\$249,500.00	0.206
CD	179717	1	10/4/12	8/12/13	PLAINSCAPITAL BANK	\$249,998.82	\$249,700.00	0.140
CD	179718	1	10/4/12	8/12/13	BANK OF COMMERCE	\$151,382.00	\$151,200.00	0.141
TS	181393	1	12/20/12	12/19/13	MN TRUST TERM SERIES	\$2,004,986.30	\$2,000,000.00	0.250

BURNSVILLE ISD 191 / GENERAL FUND

2960
14

Type	Trans	SEQ	Purchase	Maturity	Instrument	Par-Val/Mat. Val.	Original Cost	Rate
TS	181472	1	12/26/12	12/26/13	MN TRUST TERM SERIES	\$1,002,500.00	\$1,000,000.00	0.250

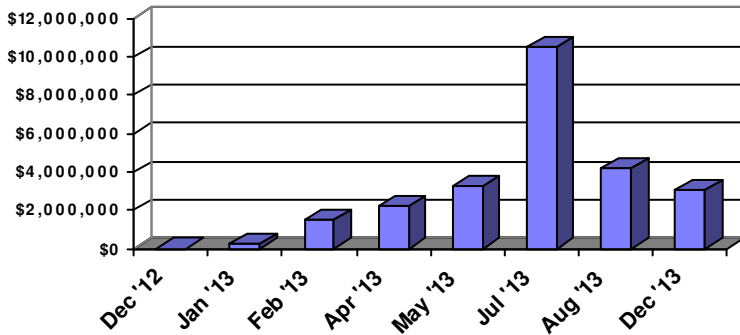
Note: Weighted Yield & Weighted Average Portfolio Maturity are calculated only on the CD, CP, & SEC desk.

Total Amount --> \$25,424,045.96 \$25,389,536.78

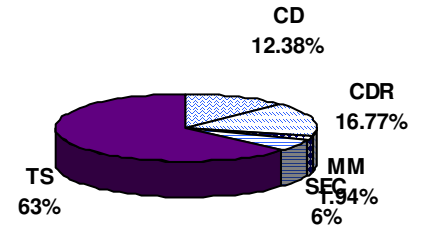
Time and Dollar Weighted Portfolio Yield: 0.200 %

Weighted Average Portfolio Maturity: 193.16 Days

MM: 1.94%
CD's: 12.39%
CP: 0.00%
SEC: 5.87%



Portfolio Maturity Summary - Maturing \$/Month



Portfolio Allocation by Transaction Type



Total Portfolio Report CAR

As of: 12/31/12

PMA Financial Network, Inc.

2135 CityGate Lane
7th Floor
Naperville, Illinois 60563
Telephone . 630-657-6400
Facsimile . 630-718-8701

15

BURNSVILLE ISD 191 / 2009 OPEB TRUST

3596

Type	Trans	SEQ	Purchase	Maturity	Instrument	Par-Val/Mat. Val.	Original Cost	Rate
MM					Investment Shares Portfolio	\$452,197.98	\$452,197.98	
SEC	22666	1	8/3/09	2/1/13	Olmsted Cnty Minn	\$100,000.00	\$100,000.00	2.640
SEC	22887	1	10/19/09	2/1/13	St Paul Minn Cap Impt Ref-Taxable-Tax Increment-H	\$800,000.00	\$800,000.00	2.100
CD	161178	1	2/15/11	2/15/13	UNITED CENTRAL BANK	\$249,906.38	\$245,200.00	0.962
CD	161179	1	2/15/11	2/15/13	FIFTH THIRD BANK	\$149,930.44	\$147,000.00	0.995
SEC	26416	1	4/11/12	4/10/13	Bank Of India Certificate of Deposit	\$248,000.00	\$248,000.00	0.402
CD	173341	1	4/11/12	4/11/13	FIRST CAPITAL BANK	\$249,999.05	\$249,500.00	0.200
CD	140799	1	9/2/09	6/3/13	FOUNDERS BANK & TRUST	\$249,948.08	\$227,500.00	2.550
CD	141055	1	9/4/09	6/5/13	HERSHEY STATE BANK - HERSHEY, NE	\$249,968.28	\$227,500.00	2.558
CD	141056	1	9/4/09	6/5/13	TRADITIONAL BANK, INC.	\$248,956.99	\$227,600.00	2.500
CD	170864	1	1/4/12	6/27/13	FIRST FREEDOM BANK	\$249,975.72	\$248,900.00	0.298
CD	170865	1	1/4/12	6/27/13	FIRST STATE BANK OF BLOOMINGTON	\$249,937.66	\$249,000.00	0.255
CD	153690	2	7/26/12	7/26/13	CITY NATIONAL BANK CA	\$246,154.82	\$243,318.39	1.166
SEC	23568	1	8/23/10	8/23/13	Plains State Bank Certificate of Deposit	\$240,000.00	\$240,000.00	1.300
CD	173178	1	4/3/12	9/30/13	BANK OF AMERICA, NA	\$249,999.71	\$248,700.00	0.350
SEC	22918	1	10/1/09	12/30/13	First Nb - Fox Valley Certificate of Deposit	\$245,000.00	\$245,000.00	2.650
CD	170862	1	1/4/12	1/6/14	FIRST INTERSTATE BANK	\$249,903.13	\$248,200.00	0.342
CD	170863	1	1/4/12	1/6/14	BANK OF NORTH CAROLINA	\$249,993.09	\$248,500.00	0.299
SEC	22877	1	10/15/09	2/1/14	Anoka-Hennepin Minn Indpt Sch Dist #11	\$935,000.00	\$935,000.00	2.880
SEC	22894	1	10/13/09	2/1/14	Duluth Minn Indpt Sch Dist #709 Cdfs Partn	\$385,000.00	\$385,000.00	2.880
SEC	23424	1	6/8/10	2/1/14	Big Lake Minn Indpt Sch Dist # 727 Ref- Ser A	\$345,000.00	\$345,000.00	2.400
SEC	23776	1	12/20/10	2/1/14	Woodridge Illinois Taxable	\$250,000.00	\$250,000.00	1.900
SEC	22749	1	9/1/09	3/1/14	Metropolitan Council Minn BABS Taxable	\$720,000.00	\$720,000.00	2.980
CD	173340	1	4/11/12	4/11/14	MINNESOTA BANK & TRUST	\$249,995.77	\$248,500.00	0.301
SEC	26442	1	4/25/12	4/25/14	Apple Bank For Savings Certificate of Deposit	\$249,000.00	\$249,000.00	0.376
SEC	25430	1	11/16/11	11/17/14	Goldman Sachs Bank USA Certificate of Deposit	\$248,000.00	\$248,000.00	1.500
SEC	25431	1	11/16/11	11/17/14	Ally Bank Certificate of Deposit	\$248,000.00	\$248,000.00	1.355
SEC	25434	1	11/17/11	11/17/14	American Express Centurion Bank Certificate of Deposit	\$248,000.00	\$248,000.00	1.506
SEC	25437	1	11/16/11	11/17/14	GE Capital Financial Inc Certificate of Deposit	\$248,000.00	\$248,000.00	1.506
SEC	25439	1	11/16/11	11/17/14	GE Capital Retail Bank / GE Money Bank Certificate of Deposit	\$248,000.00	\$248,000.00	1.506
CD	170720	1	12/23/11	12/22/14	BANK LEUMI USA	\$249,814.02	\$242,900.00	0.949
CD	170721	1	12/23/11	12/22/14	SAFRA NATIONAL BANK OF NEW YORK	\$249,895.82	\$244,100.00	0.791
CD	170858	1	1/4/12	1/5/15	AMERASIA BANK	\$249,881.55	\$245,100.00	0.649
CD	170859	1	1/4/12	1/5/15	WESBANCO BANK INC	\$249,953.71	\$245,900.00	0.549
CD	170860	1	1/4/12	1/5/15	FIRST NATIONAL BANK IN SIOUX FALLS	\$249,913.19	\$246,200.00	0.502
CD	170861	1	1/4/12	1/5/15	DOLLAR BANK, FEDERAL SAVINGS BANK	\$249,930.19	\$246,600.00	0.449
SEC	22642	1	7/15/09	2/1/15	Bemidji Minn Indpt Sch Dist No 031	\$310,000.00	\$310,000.00	3.800
SEC	23423	1	6/8/10	2/1/15	Big Lake Minn Indpt Sch Dist # 727 Ref- Ser A	\$210,000.00	\$210,000.00	2.750
SEC	23103	1	11/12/09	3/1/15	Red Wing Minn Indpt Sch Dist #256 Taxable OPEB	\$1,000,000.00	\$1,000,000.00	3.000
CD	173316	1	4/9/12	4/9/15	IDB BANK- NY	\$148,009.36	\$145,000.00	0.692
SEC	22574	1	6/29/09	6/1/15	CEDAR RAPIDS IOWA REF TAXABLE CAP	\$470,000.00	\$470,000.00	3.250
SEC	23783	1	12/20/10	2/1/17	Woodridge Illinois Taxable	\$150,000.00	\$150,000.00	3.350

BURNSVILLE ISD 191 / 2009 OPEB TRUST

3596
16

Type	Trans	SEQ	Purchase	Maturity	Instrument	Par-Val/Mat. Val.	Original Cost	Rate
SEC	28287	1	10/9/12	1/15/19	Lakewood Township NJ Ref	\$630,000.00	\$630,000.00	1.580
SEC	28397	1	11/15/12	8/15/19	DENTON TX INDEP SCH DIST TXBL - REF - SER C	\$1,000,000.00	\$1,000,000.00	1.520
SEC	28355	1	10/19/12	10/1/19	COOK CNTY IL HIGH SCH DIST #205 THORNTON TWP	\$350,000.00	\$350,000.00	1.939
SEC	28316	1	10/15/12	10/15/19	ABERDEEN TWP NJ REF	\$390,000.00	\$390,000.00	1.570
SEC	28317	1	10/16/12	12/1/19	FAIRFIELD & UNION OH LOCAL SCH DIST	\$330,000.00	\$294,162.00	1.620

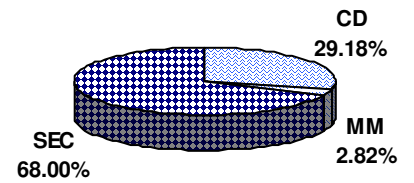
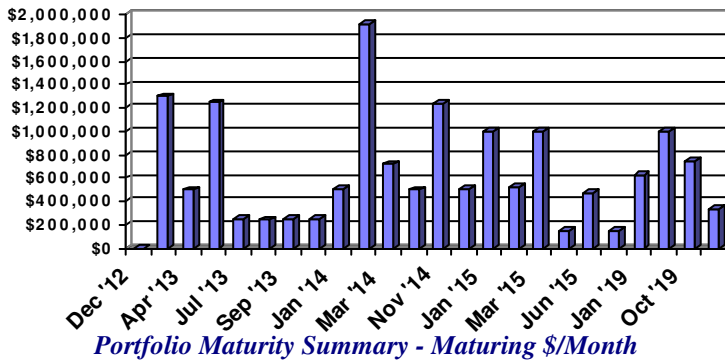
Note: Weighted Yield & Weighted Average Portfolio Maturity are calculated only on the CD, CP, & SEC desk.

Total Amount --> \$15,841,264.94 \$15,688,578.37

Time and Dollar Weighted Portfolio Yield: 1.787 %

Weighted Average Portfolio Maturity: 783.46 Days

MM: 2.88%
CD's: 29.80%
CP: 0.00%
SEC: 67.32%





Total Portfolio Report CAR

As of: 12/31/12

PMA Financial Network, Inc.

2135 CityGate Lane 17
 7th Floor
 Naperville, Illinois 60563
 Telephone . 630-657-6400
 Facsimile . 630-718-8701

BURNSVILLE ISD 191 / 2011 ALT FACILITY

4476

Type	Trans	SEQ	Purchase	Maturity	Instrument	Par-Val/Mat. Val.	Original Cost	Rate
MM					Investment Shares Portfolio	\$654,421.04	\$654,421.04	
SDA					Savings Deposit Account - CITIBANK SDA	\$1,004,346.07	\$1,004,346.07	
CD	162671	1	4/12/11	1/4/13	ORRSTOWN BANK	\$249,979.82	\$247,200.00	0.648
CD	175444	1	6/15/12	1/4/13	CITIBANK	\$500,478.19	\$500,200.00	0.100
CD	175445	1	6/15/12	1/4/13	CAPITAL BANK NA	\$249,940.32	\$249,800.00	0.101
CD	170897	1	1/6/12	1/7/13	BANK OF THE WEST	\$249,950.06	\$248,800.00	0.460
CD	163793	1	5/25/11	3/8/13	BAR HARBOR BANK & TRUST	\$249,989.00	\$247,100.00	0.659
CD	163794	1	5/25/11	3/8/13	IDB BANK- NY	\$100,789.60	\$100,000.00	0.441
CD	163795	1	5/25/11	3/8/13	STERLING NATIONAL BANK	\$248,364.71	\$246,600.00	0.400

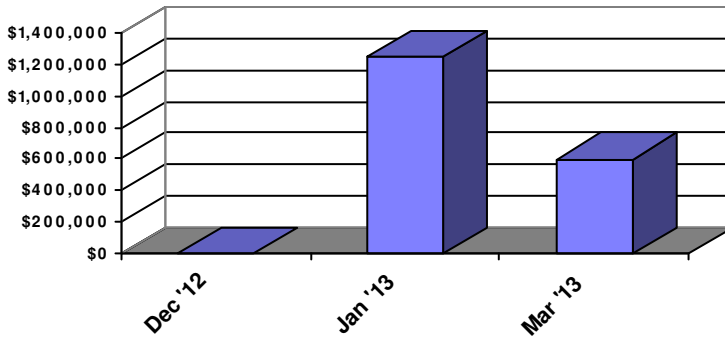
Note: Weighted Yield & Weighted Average Portfolio Maturity are calculated only on the CD, CP, & SEC desk.

Total Amount --> **\$3,508,258.81** **\$3,498,467.11**

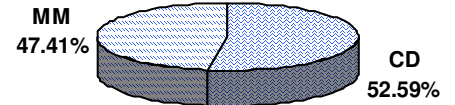
Time and Dollar Weighted Portfolio Yield: **0.470 %**

Weighted Average Portfolio Maturity: **13.58 Days**

MM: 47.41%
CD's: 52.59%
CP: 0.00%
SEC: 0.00%



Portfolio Maturity Summary - Maturing \$/Month



Portfolio Allocation by Transaction Type

December 2012

Wire Transfers

120312	Dakota County	MSDLAF	156,000.00	Tax Settlement
120312	Scott County	MSDLAF	409,022.09	Tax Settlement
120312	MSDLAF	Internal Revenue Service	630,115.35	November 30, 2012 Federal Payroll Taxes
120312	MSDLAF	State of Minnesota	115,175.53	November 30, 2012 State Payroll Taxes
120312	MSDLAF	State of Minnesota	2,568.79	November 30, 2012 Payroll - Child Support
120312	MSDLAF	State of Minnesota	517.00	November 30, 2012 Payroll - Levies
120412	MSDLAF	Medica	814,604.55	Health Insurance
120512	State of Minnesota	MSDLAF	15,158.15	State Wire Payment
120512	MSDLAF	Delta Dental	25,628.08	Dental Insurance
120612	State of Minnesota	MSDLAF	305,755.63	State Wire Payment
121012	State of Minnesota	MSDLAF	5,907.43	State Wire Payment
121012	MSDLAF	State of Minnesota	2,118.00	Sales Tax
121112	MSDLAF	Wells Fargo	179,410.12	Diamondhead Lease
121212	MSDLAF	TRA	272,899.90	November 30, 2012 Payroll - TRA
121212	MSDLAF	PERA	88,576.01	November 30, 2012 Payroll - PERA
121212	MSDLAF	Delta Dental	14,129.62	Dental Insurance
121412	MDE	MSDLAF	5,785,114.54	December 14, 2012 State Aid Payment
121412	MSDLAF	Peoples' Bank	139,471.17	December 14, 2012 Payroll TSA Deductions
121412	MSDLAF	Teachers Federated Credit	35,083.42	December 14, 2012 Payroll - Dues
121712	MSDLAF	State of Minnesota	514.00	December 14, 2012 Payroll - Levies
121712	MSDLAF	State of Minnesota	2,741.59	December 14, 2012 Payroll - Child Support
121712	MSDLAF	Internal Revenue Service	597,224.82	December 14, 2012 Federal Payroll Payroll
121812	MSDLAF	State of Minnesota	110,121.04	December 14, 2012 State Payroll Payroll
121912	MSDLAF	MN Trust	6,500,000.00	Funds Wire for Investments
121912	State of Minnesota	MSDLAF	73,958.46	State Wire Payment
121912	MSDLAF	Delta Dental	11,878.62	Dental Insurance
122012	State of Minnesota	MSDLAF	314,595.57	State Wire Payment
122112	State of Minnesota	MSDLAF	3,762.29	State Wire Payment
122112	MSDLAF	Neopost	5,000.00	BHS Postage Machine

122612	MSDLAF	TRA	272,631.41	December 14, 2012 Payroll - TRA
122612	MSDLAF	PERA	87,372.28	December 14, 2012 Payroll - PERA
122712	State of Minnesota	MSDLAF	28,150.97	State Wire Payment
122712	MSDLAF	Delta Dental	14,198.32	Dental Insurance
122812	MDE	MSDLAF	2,710,617.93	December 28, 2012 State Aid Payment
123112	MN Trust	MSDLAF	5,750,000.00	Investment Maturity
123112	MSDLAF	Internal Revenue Service	631,510.19	December 31, 2012 Federal Payroll Taxes
123112	MSDLAF	Internal Revenue Service	1,405.45	December 31, 2012 Payroll - 3rd Party
123112	MSDLAF	State of Minnesota	115,858.32	December 31, 2012 State Payroll Taxes

Check Register Report

Bank Number	Check Number	Check Status	Check Amount	Check Date	Vendor Number	Vendor Address Number	Vendor Name
1	1006465		\$53.73	12/12/12	88888	9390	ANDERSON, BARBARA JEAN
1	1006466		\$63.55	12/12/12	88888	16318	ANDERSON, SARAH R
1	1006467		\$31.25	12/12/12	88888	4467	BARLAGE, SUSAN
1	1006468		\$120.98	12/12/12	88888	17214	BATES, DANIEL W
1	1006469		\$204.29	12/12/12	88888	15237	BEAL, DIANE E
1	1006470		\$103.69	12/12/12	88888	15237	BEAL, DIANE E
1	1006471		\$187.92	12/12/12	88888	14006	BECK, LYNDSAY K
1	1006472		\$80.42	12/12/12	88888	7298	BRENNAN, CAROL ANN
1	1006473		\$43.13	12/12/12	88888	15074	CHAMERLIK, KAREN
1	1006474		\$234.97	12/12/12	88888	10591	DAY, RANDELL
1	1006475		\$6.00	12/12/12	88888	17752	DRIFKA, KAITLIN
1	1006476		\$25.24	12/12/12	88888	17752	DRIFKA, KAITLIN
1	1006477		\$26.26	12/12/12	88888	11913	FOLEY, COLLEEN CHARLOTTE
1	1006478		\$41.13	12/12/12	88888	14219	GRIES, BRENDA J
1	1006479		\$7.00	12/12/12	88888	14501	HARRISON, STACY LYNN
1	1006480		\$16.50	12/12/12	88888	14112	HARTL, ARAN J
1	1006481		\$120.99	12/12/12	88888	8309	HENDRIX, EUGENIA M
1	1006482		\$28.86	12/12/12	88888	10142	HOLCOMBE, SARA J
1	1006483		\$659.60	12/12/12	88888	13202	HRIMNAK, SANDI J
1	1006484		\$39.80	12/12/12	88888	9093	JACKSON, DEBORAH K
1	1006485		\$200.00	12/12/12	88888	14624	JORDAN, JOANNA
1	1006486		\$46.23	12/12/12	88888	14479	KIBLER, JEANNE
1	1006487		\$112.11	12/12/12	88888	16835	KILBER, KRISTY
1	1006488		\$37.48	12/12/12	88888	274	KLATTE, JEAN H
1	1006489		\$4.10	12/12/12	88888	14147	KLINNERT, ELIZABETH
1	1006490		\$200.00	12/12/12	88888	14147	KLINNERT, ELIZABETH
1	1006491		\$17.76	12/12/12	88888	5087	LEON, STEVEN F
1	1006492		\$15.76	12/12/12	88888	14130	MCCROSKEY, SHARI
1	1006493		\$66.30	12/12/12	88888	13382	MIKELSON, TERESA
1	1006494		\$35.00	12/12/12	88888	15815	MOSSER, DAWN M
1	1006495		\$149.57	12/12/12	88888	17716	NEWBY, MATTHEW
1	1006496		\$14.32	12/12/12	88888	5209	PAHULA, JACQUELINE L.
1	1006497		\$21.98	12/12/12	88888	17586	PERLICH, SHAWN
1	1006498		\$135.95	12/12/12	88888	16589	PLANTE, MARY TRACEY
1	1006499		\$19.89	12/12/12	88888	16669	PETTINELLI, STEPHEN M
1	1006500		\$49.95	12/12/12	88888	16999	RENKEN, CARISSA M
1	1006501		\$319.94	12/12/12	88888	17608	RICHARDSON, SARAH ANN SCHLETTY
1	1006502		\$162.84	12/12/12	88888	13144	ROLF, BRENDA J
1	1006503		\$133.87	12/12/12	88888	10820	SHELDEN, JON
1	1006504		\$240.00	12/12/12	88888	14619	SLATTERY, CARA
1	1006505		\$39.98	12/12/12	88888	17542	SMITH, JACQUELINE J

Check Register Report

21

Bank Number	Check Number	Check Status	Check Amount	Check Date	Vendor Number	Vendor Address Number	Vendor Name
1	1006506		\$48.31	12/12/12	88888	17542	SMITH, JACQUELINE J
1	1006507		\$10.81	12/12/12	88888	11808	SPODEN, ANNEMARIE
1	1006508		\$157.07	12/12/12	88888	14961	SPRY, KARIE
1	1006509		\$128.15	12/12/12	88888	6874	STEAD, AMY JO
1	1006510		\$357.81	12/12/12	88888	6851	STEPHES, THOMAS J
1	1006511		\$11.10	12/12/12	88888	12312	STROH, CAROL
1	1006512		\$70.00	12/12/12	88888	12967	TEACHOUT, EVI SUE
1	1006513		\$43.25	12/12/12	88888	17736	THEILER, KATIE J
1	1006514		\$7.00	12/12/12	88888	16491	VITALI, ALICIA F
1	1006515		\$27.20	12/12/12	88888	17161	WEATHERFORD, ANDREA M
1	1006516		\$218.34	12/12/12	88888	16543	WILLIAMS, ROXANNE J
1	1006517		\$85.41	12/12/12	88888	9586	WOLF, NICHOLAS
1	1006518		\$720.00	12/12/12	88888	16097	ZUCOLLO, SUSAN R
1	1006519		\$72.00	12/12/12	88888	16097	ZUCOLLO, SUSAN R
1	1006520		\$11.16	12/19/12	88888	16480	ABRAHA, WUBET A
1	1006521		\$28.63	12/19/12	88888	13406	ALLEN, SUSAN M
1	1006522		\$34.91	12/19/12	88888	9749	BLAIR, MICHAEL E.
1	1006523		\$5.51	12/19/12	88888	11821	BLANDIN, MELISSA
1	1006524		\$11.99	12/19/12	88888	8189	BRAUN, JEAN C
1	1006525		\$887.44	12/19/12	88888	16319	CONNELL, PAUL J
1	1006526		\$17.82	12/19/12	88888	9750	CORONIS, ANTHONY L
1	1006527		\$400.00	12/19/12	88888	16560	CLEGG, RANDALL B
1	1006528		\$120.51	12/19/12	88888	12400	DYBVIG, JOAN E
1	1006529		\$65.00	12/19/12	88888	12673	DYKSTRA, BRYAN G.
1	1006530		\$4,596.00	12/19/12	88888	11756	ERICKSON, CONSTANCE
1	1006531		\$33.00	12/19/12	88888	11357	GANDRUD, JENNIFER L
1	1006532		\$4.00	12/19/12	88888	12609	HAMEL, AMY
1	1006533		\$11.00	12/19/12	88888	14501	HARRISON, STACY LYNN
1	1006534		\$192.45	12/19/12	88888	6429	HART, CYNTHIA K.
1	1006535		\$38.95	12/19/12	88888	17771	HELWIG, KRISTINE K
1	1006536		\$3.33	12/19/12	88888	9777	HENRY, JOEL E
1	1006537		\$12.21	12/19/12	88888	14594	HEWETT, THOMAS
1	1006538		\$245.18	12/19/12	88888	15527	LIMBERG, MINDI L
1	1006539		\$39.40	12/19/12	88888	12336	LOGAN, KARI M
1	1006540		\$7.98	12/19/12	88888	17824	MARBLE, JILL L
1	1006541		\$21.65	12/19/12	88888	16679	MERKLING, ANGELA MARTIN
1	1006542		\$517.47	12/19/12	88888	15046	MORRISSEY, KEVIN P
1	1006543		\$39.74	12/19/12	88888	14612	MULLINS, CYNTHIA
1	1006544		\$49.57	12/19/12	88888	17719	NIERENGARTEN, BRIANNA L
1	1006545		\$43.06	12/19/12	88888	7257	O'REILLY, JOHN T
1	1006546		\$16.32	12/19/12	88888	12064	PETERSON, LAURA J
1	1006547		\$150.00	12/19/12	88888	17891	PINTOZZI, ROBIN

Check Register Report

Bank Number	Check Number	Check Status	Check Amount	Check Date	Vendor Number	Vendor Address Number	Vendor Name
1	1006548		\$73.59	12/19/12	88888	17730	RICHARDS, JOO REE
1	1006549		\$108.15	12/19/12	88888	16328	RUDOLPH, ROXANNE J
1	1006550		\$51.62	12/19/12	88888	8937	SAMPERS, CYNTHIA
1	1006551		\$36.70	12/19/12	88888	16194	SCALZO, KRISTIN
1	1006552		\$31.47	12/19/12	88888	16194	SCALZO, KRISTIN
1	1006553		\$39.74	12/19/12	88888	16046	STRAHOTA, SARA J
1	1006554		\$7.59	12/19/12	88888	16021	STREET, CHERYL K
1	1006555		\$36.74	12/19/12	88888	13441	TESMER, RUSSELL
1	1006556		\$10.89	12/19/12	88888	15856	TOUSIGNANT, HOLLY
1	1006557		\$224.84	12/19/12	88888	7415	UMHOEFER, THOMAS C
1	1006558		\$28.31	12/19/12	88888	10299	WEIGHTMAN, ELIZABETH C
1	1006559		\$17.65	12/19/12	88888	10299	WEIGHTMAN, ELIZABETH C
1	1006560		\$24.20	12/19/12	88888	9277	ZEIGLER, SARAH
1	1006561		\$200.00	01/03/13	88888	13406	ALLEN, SUSAN M
1	1006562		\$61.61	01/03/13	88888	6956	ASHLEY, MARY K
1	1006563		\$48.16	01/03/13	88888	12349	BAKKEN, ANN
1	1006564		\$33.47	01/03/13	88888	6858	BARZEE, KATHRYN L
1	1006565		\$18.85	01/03/13	88888	17214	BATES, DANIEL W
1	1006566		\$22.76	01/03/13	88888	6452	BERG, JANET
1	1006567		\$16.82	01/03/13	88888	9960	BOEKHOFF, LYNETTE
1	1006568		\$79.97	01/03/13	88888	8725	BORNE, SUSAN R
1	1006569		\$200.00	01/03/13	88888	5747	CORDAHL, AMBER
1	1006570		\$68.65	01/03/13	88888	16920	DETLING, AMY LYN
1	1006571		\$10.99	01/03/13	88888	16015	EICHTEN, HEIDI J
1	1006572		\$441.79	01/03/13	88888	11756	ERICKSON, CONSTANCE
1	1006573		\$26.00	01/03/13	88888	13256	FANDRICH, KARI M
1	1006574		\$9.82	01/03/13	88888	15993	FAUST, DANIELLE M
1	1006575		\$200.00	01/03/13	88888	15993	FAUST, DANIELLE M
1	1006576		\$423.39	01/03/13	88888	8297	GALLAND, JOHN
1	1006577		\$144.80	01/03/13	88888	16735	GORTON, RACHEL
1	1006578		\$36.47	01/03/13	88888	11818	HAMMER, JEFFREY
1	1006579		\$25.43	01/03/13	88888	8737	HAMMES, TIMOTHY
1	1006580		\$109.44	01/03/13	88888	8737	HAMMES, TIMOTHY
1	1006581		\$8.27	01/03/13	88888	17771	HELWIG, KRISTINE K
1	1006582		\$10.67	01/03/13	88888	17771	HELWIG, KRISTINE K
1	1006583		\$200.00	01/03/13	88888	8309	HENDRIX, EUGENIA M
1	1006584		\$428.74	01/03/13	88888	13202	HRIMNAK, SANDI J
1	1006585		\$47.22	01/03/13	88888	9394	HUEMOELLER, MICHAEL T
1	1006586		\$17.28	01/03/13	88888	10810	JOROENSEN, KATHLEEN A
1	1006587		\$70.01	01/03/13	88888	15381	KRAL, MELISSA M
1	1006588		\$60.54	01/03/13	88888	13290	LINDELL, MICHELLE M
1	1006589		\$70.57	01/03/13	88888	10819	MAIDMENT, LORI

Check Register Report

Bank Number	Check Number	Check Status	Check Amount	Check Date	Vendor Number	Vendor Address Number	Vendor Name
1	1006590		\$11.93	01/03/13	88888	16380	MEUWISSEN, LAURIE B
1	1006591		\$29.53	01/03/13	88888	16756	MOSS, LAURA E
1	1006592		\$118.77	01/03/13	88888	16501	NESS, KAREN M
1	1006593		\$25.28	01/03/13	88888	9595	O'CONNOR, SUSAN
1	1006594		\$190.00	01/03/13	88888	8627	ORTH, STEVEN D. R.
1	1006595		\$640.81	01/03/13	88888	8627	ORTH, STEVEN D. R.
1	1006596		\$90.06	01/03/13	88888	13433	PAULSEN, KATHY MARIE
1	1006597		\$88.76	01/03/13	88888	13433	PAULSEN, KATHY MARIE
1	1006598		\$310.58	01/03/13	88888	16003	PRANSCHKE, STEPHANIE T
1	1006599		\$95.80	01/03/13	88888	13879	REISINGER, TONETTE A
1	1006600		\$75.00	01/03/13	88888	17609	REUVERS, MELISSA L
1	1006601		\$4.33	01/03/13	88888	8937	SAMPERS, CYNTHIA
1	1006602		\$332.40	01/03/13	88888	17775	SASSAMAN, TYLER
1	1006603		\$110.00	01/03/13	88888	14149	SCHMIDT, MARTHA H
1	1006604		\$113.32	01/03/13	88888	6968	SODERHOLM, WM ERIC
1	1006605		\$200.00	01/03/13	88888	11808	SPODEN, ANNEMARIE
1	1006606		\$150.96	01/03/13	88888	16213	STAHLY, JANICE
1	1006607		\$294.71	01/03/13	88888	16213	STAHLY, JANICE
1	1006608		\$214.58	01/03/13	88888	6874	STEAD, AMY JO
1	1006609		\$307.39	01/03/13	88888	11235	STEELE, DOUGLAS
1	1006610		\$23.74	01/03/13	88888	13441	TESMER, RUSSELL
1	1006611		\$19.98	01/03/13	88888	16878	TETZLOFF, MITZI R
1	1006612		\$33.29	01/03/13	88888	17014	WEGLEITNER, ELIZABETH M
1	1006613		\$80.00	01/03/13	88888	17014	WEGLEITNER, ELIZABETH M
1	1006614		\$179.32	01/03/13	88888	5573	WEILER, ROBERT M
1	1006615		\$8.64	01/03/13	88888	13905	WENDLING, PAULA L
1	1006616		\$337.55	01/03/13	88888	6624	WESSEN, JANE E
1	1006617		\$160.74	01/03/13	88888	15911	WILLSON, DAWN M
1	1006618		\$28.25	01/03/13	88888	16232	WORKMAN, CAROLYN J
1	1006619		\$18.20	01/03/13	88888	16232	WORKMAN, CAROLYN J
Check Count	155	Grand Total	\$21,756.20				

Check Register Report

Bank Number	Check Number	Check Status	Check Amount	Check Date	Vendor Number	Vendor Address Number	Vendor Name
4	421306		\$155.00	12/11/12	22103	0	ALL HANDS INTERPRETING SERVICE, INC
4	421307		\$330,674.50	12/11/12	27335	0	AMERICAN HEALTH RESOURCES
4	421308		\$653.02	12/11/12	01365	0	AMERIPRIDE LINEN AND APPAREL SERVICES
4	421309		\$11,441.92	12/11/12	04226	0	BURNSVILLE, CITY OF
4	421310	Unissued	\$0.00	12/11/12	04226	0	BURNSVILLE, CITY OF
4	421311		\$3,330.05	12/11/12	01016	2	DAKOTA COUNTY PROPERTY TAXATION & RECORDS
4	421312		\$2,738.49	12/11/12	01002	0	EAGAN, CITY OF
4	421313		\$623.40	12/11/12	26262	0	EDUCATORS BENEFIT CONSULTANTS, LLC
4	421314		\$522.85	12/11/12	03299	1	GL SPORTS, INC.
4	421315		\$46,348.48	12/11/12	09327	0	INTERMEDIATE SCHOOL DISTRICT 917
4	421316		\$46,014.23	12/11/12	27633	0	KELLY SERVICES, INC.
4	421317		\$1,150.00	12/11/12	09181	5	MASA JOBSITE
4	421318		\$2,305.35	12/11/12	25512	0	MAYER ARTS, INC.
4	421319		\$21.90	12/11/12	00001	1357	MIELEKE, JULIE
4	421320		\$70.00	12/11/12	22324	0	MULTILINGUAL WORD, INC.
4	421321		\$6,000.00	12/11/12	22460	0	NUTTING, NANCY A
4	421322		\$1,573.30	12/11/12	06477	0	OFFICE OF ENTERPRISE TECHNOLOGY
4	421323		\$3,645.00	12/11/12	26796	0	SAFEWAY DRIVING SCHOOL
4	421324		\$212.48	12/11/12	03196	2	SCHOLASTIC BOOK FAIRS
4	421325		\$1,223.04	12/11/12	22020	0	SPHERION CORPORATION
4	421326		\$852.07	12/11/12	24234	0	TEAMWORKS INTERNATIONAL, INC.
4	421327		\$750.00	12/11/12	00014	2331	VALLIN, KURT
4	421328		\$690.00	12/11/12	04451	11	XEROX CORPORATION
4	421329		\$630.00	12/13/12	26089	0	ADAGIO DJAY ENTERTAINMENT
4	421330		\$60.00	12/13/12	27525	0	AHMED, SOFIA
4	421331		\$295.00	12/13/12	28286	0	ANDREWS, SAMUEL
4	421332		\$1,175.00	12/13/12	00045	1	ASBO INTERNATIONAL
4	421333		\$477.00	12/13/12	04895	0	ASSOCIATION OF CLERICAL EMPLOYEES
4	421334		\$55.00	12/13/12	00016	1981	BIEN, ANDREA
4	421335		\$10,370.50	12/13/12	02519	0	CENTERPOINT ENERGY
4	421336		\$292.50	12/13/12	00016	2037	CHRISTIANSON, MARY BETH
4	421337		\$3,700.00	12/13/12	06392	0	COMPAS, INC.
4	421338		\$15.94	12/13/12	00016	2038	CONNETT, MYRNA
4	421339		\$17.50	12/13/12	00502	0	CORNERSTONE COPY CENTER
4	421340		\$1,056.64	12/13/12	00647	0	CROWN RENTAL, INC.
4	421341		\$56,585.88	12/13/12	00809	0	DAKOTA ELECTRIC ASSOCIATION
4	421342		\$66.35	12/13/12	00001	1358	DANIELSON, LISA
4	421343		\$150.00	12/13/12	00000	6134	DAVIDSON, LORI
4	421344		\$611.00	12/13/12	27788	0	DECA, INC.

Check Register Report

Bank Number	Check Number	Check Status	Check Amount	Check Date	Vendor Number	Vendor Address Number	Vendor Name
4	421345		\$375.00	12/13/12	26702	0	DELTA MANAGEMENT ASSOCIATES, INC.
4	421346		\$40.00	12/13/12	26356	0	DIAZ RESENDIZ, MA ANA
4	421347		\$789.55	12/13/12	00641	0	DICK'S/LAKEVILLE SANITATION, INC.
4	421348		\$133.00	12/13/12	27334	0	DS ERICKSON
4	421349		\$3,053.80	12/13/12	02333	1	EARTHGRAINS CO.
4	421350		\$249.00	12/13/12	27974	0	ECMC
4	421351		\$130.00	12/13/12	00016	2487	EDRIS, ABEL
4	421352		\$124.50	12/13/12	26331	0	EDUCATION TO GO
4	421353		\$8,137.50	12/13/12	04416	0	FAIRVIEW
4	421354		\$54.00	12/13/12	28285	0	FRIEDRICHS, JOSHUA
4	421355		\$414.45	12/13/12	16514	0	GRAFF, SALLY M
4	421356		\$228.00	12/13/12	27604	0	GREAT LAKES HIGHER EDUCATION CORPORATION
4	421357		\$424.07	12/13/12	07390	0	GREATER TWIN CITIES UNITED WAY
4	421358		\$100.00	12/13/12	08243	0	GREEN MILL
4	421359		\$130.00	12/13/12	00000	2861	GULBIS-OLSEN, INGRIDA
4	421360		\$261.80	12/13/12	21252	0	HARMER, MARY
4	421361		\$163.68	12/13/12	27533	0	HENDERSON, JUDY M.
4	421362		\$110.19	12/13/12	02483	0	INTEGRA TELECOM
4	421363		\$640.00	12/13/12	09327	0	INTERMEDIATE SCHOOL DISTRICT 917
4	421364		\$75.00	12/13/12	28287	1	INTRADO INC
4	421365		\$144.00	12/13/12	01994	0	J&R SCHOOL SUPPLIES, INC.
4	421366		\$122.50	12/13/12	20523	0	JONES, SCOTT
4	421367		\$150.00	12/13/12	00016	2478	LESTER, HOLLY
4	421368		\$160.66	12/13/12	00016	2216	LINDSEY, DENISE & ROB
4	421369		\$224.00	12/13/12	26890	0	LOVLIE, CHRISTINE
4	421370		\$197.05	12/13/12	27932	1	MATHESON TRI-GAS, INC.
4	421371		\$670.00	12/13/12	23866	0	MESSERLI & KRAMER PA
4	421372		\$270.35	12/13/12	08118	0	METRO ATHLETIC SUPPLY
4	421373		\$80.00	12/13/12	08865	16	METRO ECSU
4	421374		\$218.62	12/13/12	24060	0	MEYER, RITA
4	421375		\$2,663.04	12/13/12	03029	1	MINNESOTA ENERGY RESOURCES CORPORATION
4	421376		\$75.00	12/13/12	22397	0	MN BOARD OF SCHOOL ADMINISTRATORS
4	421377		\$2,951.94	12/13/12	04476	0	NATIONAL TREASURE KUNG FU INC
4	421378		\$1,223.76	12/13/12	26086	0	ORKIN COMMERCIAL SERVICES
4	421379		\$32.25	12/13/12	00000	9245	PERRY, TERESA
4	421380		\$110.00	12/13/12	06693	0	POWELL, MALINDA
4	421381		\$3,525.80	12/13/12	28185	0	RANDSTAD WORK SOLUTIONS
4	421382		\$13,228.31	12/13/12	09329	1	REGENTS OF THE UNIVERSITY OF MINNESOTA
4	421383		\$32.70	12/13/12	00000	688	SCHIPRETT, JIM

Check Register Report

Bank Number	Check Number	Check Status	Check Amount	Check Date	Vendor Number	Vendor Address Number	Vendor Name
4	421384		\$2,065.76	12/13/12	03532	2	SCHMITT MUSIC
4	421385		\$15,202.93	12/13/12	23848	0	SFM
4	421386		\$405.00	12/13/12	27209	0	SOCCERCHILI.COM
4	421387		\$543.00	12/13/12	01209	0	STAGES THEATRE COMPANY
4	421388		\$150.00	12/13/12	00016	2281	STEADERMAN, CHARLES
4	421389		\$27.00	12/13/12	00000	9695	STEARNS, FRANCES
4	421390		\$11,316.00	12/13/12	21008	0	TLC SPECIAL TRANSPORTATION
4	421391	Unissued	\$0.00	12/13/12	21008	0	TLC SPECIAL TRANSPORTATION
4	421392	Unissued	\$0.00	12/13/12	21008	0	TLC SPECIAL TRANSPORTATION
4	421393	Unissued	\$0.00	12/13/12	21008	0	TLC SPECIAL TRANSPORTATION
4	421394	Unissued	\$0.00	12/13/12	21008	0	TLC SPECIAL TRANSPORTATION
4	421395		\$64.88	12/13/12	21190	0	TROUSIL, WANDA
4	421396		\$341.47	12/13/12	23463	16	UNITED STATES TREASURY
4	421397		\$34,455.04	12/13/12	04417	1	US FOODS INC
4	421398	Unissued	\$0.00	12/13/12	04417	1	US FOODS INC
4	421399	Unissued	\$0.00	12/13/12	04417	1	US FOODS INC
4	421400	Unissued	\$0.00	12/13/12	04417	1	US FOODS INC
4	421401		\$12,435.28	12/13/12	02776	0	XCEL ENERGY
4	421402		\$720.00	12/13/12	24245	0	YOUTH ENRICHMENT LEAGUE
4	421403		\$780.00	12/13/12	04566	0	ZIEGLER INC.
4	421404		\$1,800.00	12/18/12	00778	0	ARMSTRONG, MAUREEN
4	421405		\$966.41	12/18/12	00016	2471	BRADY HOFFMAN
4	421406	Void	\$130.00	12/18/12	00016	2490	CAMPBELL, DIANE
4	421407		\$286.00	12/18/12	00666	1	COUNCIL FOR EXCEPTIONAL CHILDREN
4	421408		\$130.00	12/18/12	00016	908	DECKER, JILL
4	421409		\$150.00	12/18/12	08007	1	FARIBAUT HIGH SCHOOL
4	421410		\$150.00	12/18/12	00016	2068	GIESE, ANGELA
4	421411		\$153.45	12/18/12	27533	0	HENDERSON, JUDY M.
4	421412		\$50.00	12/18/12	27781	0	KAABIYE, AXMAD
4	421413		\$130.00	12/18/12	00000	6284	KINCS, CYNTHIA
4	421414		\$225.00	12/18/12	24253	0	LOFFLER COMPANIES, INC.
4	421415		\$130.00	12/18/12	00016	1926	MANLEY, KATHLEEN
4	421416		\$5,913.98	12/18/12	27547	1	MINNESOTA OFFICE TECHNOLOGY GROUP
4	421417		\$60.00	12/18/12	03333	4	MN ASSOC OF ALTERNATIVE PROGRAMS
4	421418		\$120.00	12/18/12	24879	0	PEREZ, MELISSA M.
4	421419		\$2,780.51	12/18/12	28185	0	RANDSTAD WORK SOLUTIONS
4	421420		\$1,386.00	12/18/12	23100	0	REGAL ENTERTAINMENT GROUP
4	421421		\$130.00	12/18/12	00016	2489	SAUER, CONNIE
4	421422		\$580.00	12/18/12	25672	0	SPECIAL DELIVERY OF MINNESOTA, INC
4	421423		\$130.00	12/18/12	00000	4353	THAN, GOUM
4	421424		\$130.00	12/18/12	23548	0	THOMPSON, TYRA

Check Register Report

Bank Number	Check Number	Check Status	Check Amount	Check Date	Vendor Number	Vendor Address Number	Vendor Name
4	421425		\$1,060.95	12/18/12	08203	1	TIES
4	421426		\$33,679.00	12/18/12	21008	0	TLC SPECIAL TRANSPORTATION
4	421427	Unissued	\$0.00	12/18/12	21008	0	TLC SPECIAL TRANSPORTATION
4	421428	Unissued	\$0.00	12/18/12	21008	0	TLC SPECIAL TRANSPORTATION
4	421429	Unissued	\$0.00	12/18/12	21008	0	TLC SPECIAL TRANSPORTATION
4	421430	Unissued	\$0.00	12/18/12	21008	0	TLC SPECIAL TRANSPORTATION
4	421431	Unissued	\$0.00	12/18/12	21008	0	TLC SPECIAL TRANSPORTATION
4	421432	Unissued	\$0.00	12/18/12	21008	0	TLC SPECIAL TRANSPORTATION
4	421433	Unissued	\$0.00	12/18/12	21008	0	TLC SPECIAL TRANSPORTATION
4	421434	Unissued	\$0.00	12/18/12	21008	0	TLC SPECIAL TRANSPORTATION
4	421435	Unissued	\$0.00	12/18/12	21008	0	TLC SPECIAL TRANSPORTATION
4	421436	Unissued	\$0.00	12/18/12	21008	0	TLC SPECIAL TRANSPORTATION
4	421437	Unissued	\$0.00	12/18/12	21008	0	TLC SPECIAL TRANSPORTATION
4	421438	Unissued	\$0.00	12/18/12	21008	0	TLC SPECIAL TRANSPORTATION
4	421439		\$1,836.84	12/18/12	03802	0	TRIO SUPPLY
4	421440		\$50.00	12/18/12	00016	2488	TUMA, ROBERT
4	421441		\$28,630.38	12/18/12	04417	1	US FOODS INC
4	421442	Unissued	\$0.00	12/18/12	04417	1	US FOODS INC
4	421443	Unissued	\$0.00	12/18/12	04417	1	US FOODS INC
4	421444		\$82.50	12/18/12	26307	0	VERUS CORPORATION
4	421445		\$24.56	12/18/12	04451	11	XEROX CORPORATION
4	421446		\$19,752.90	12/18/12	27490	0	XEROX FINANCIAL SERVICES LLC
4	421447		\$79.00	12/21/12	27097	0	ADAMS, TOM
4	421448		\$145.00	12/21/12	27125	0	ALLEN, DARIEL J.
4	421449		\$2,871.00	12/21/12	26795	1	ALLIED PROFESSIONALS, INC.
4	421450		\$73.00	12/21/12	25977	0	ANDERSON, LONNIE
4	421451		\$1,315.50	12/21/12	26500	0	ARMSTRONG TORSETH SKOLD & RYDEEN INC.
4	421452		\$256.00	12/21/12	28290	0	AUSTIN, JOAN
4	421453		\$384.00	12/21/12	28291	0	AWIL, OMAR
4	421454		\$599.50	12/21/12	22108	0	AYAQUICA, SHERI
4	421455		\$2,704.59	12/21/12	23412	1	B&H PHOTO-VIDEO-PRO AUDIO
4	421456		\$18.87	12/21/12	09987	1	BEARCOM
4	421457		\$250.00	12/21/12	09039	0	BHS SWIM BOOSTER CLUB
4	421458		\$73.00	12/21/12	26633	0	CARLSON, JULIE
4	421459		\$192.00	12/21/12	20289	1	CDW GOVERNMENT, INC.
4	421460		\$22,233.98	12/21/12	02519	0	CENTERPOINT ENERGY
4	421461		\$491.31	12/21/12	02781	5	CENTURYLINK
4	421462		\$55.00	12/21/12	09840	0	CHURCHILL, LEE
4	421463		\$315.00	12/21/12	25919	0	CORDOVA-MORALES, LETICIA
4	421464		\$73.00	12/21/12	24965	0	DEGEZELLE, KEVIN
4	421465		\$770.00	12/21/12	09837	1	DEPARTMENT OF HUMAN SERVICES

Check Register Report

Bank Number	Check Number	Check Status	Check Amount	Check Date	Vendor Number	Vendor Address Number	Vendor Name
4	421466		\$360.00	12/21/12	20524	0	DEWALD, RINA C.
4	421467		\$1,860.00	12/21/12	22061	0	DISTRIBUTED WEBSITE CORPORATION
4	421468		\$210.00	12/21/12	27895	0	EBELING, LINDA
4	421469		\$188.10	12/21/12	09272	2	ECM PUBLISHERS, INC.
4	421470		\$76.00	12/21/12	03283	0	ELAM, MICHAEL
4	421471		\$79.00	12/21/12	25599	0	ERDMAN, MARTY K.
4	421472		\$27.50	12/21/12	02995	0	FAST SIGNS
4	421473		\$124.57	12/21/12	28202	0	FOUNDATION 191
4	421474		\$40.00	12/21/12	28193	0	GAIDA, PEG
4	421475		\$270.00	12/21/12	04248	0	GEYEN, JULIE
4	421476		\$781.66	12/21/12	01458	1	GOPHER
4	421477		\$780.00	12/21/12	23312	0	GORNY, MICHELE
4	421478		\$100.00	12/21/12	28296	0	GRENGS, ROSE
4	421479		\$86.80	12/21/12	21252	0	HARMER, MARY
4	421480		\$73.00	12/21/12	24088	0	HEALY, MIKE
4	421481		\$81.34	12/21/12	27533	0	HENDERSON, JUDY M.
4	421482		\$83.11	12/21/12	09318	1	HILLYARD INC - MINNEAPOLIS
4	421483		\$1,824.00	12/21/12	25108	0	HITESMAN & WOLD, P.A.
4	421484		\$1,004.85	12/21/12	25612	0	IMAGE MARKET
4	421485		\$160.00	12/21/12	27822	0	INGLES, PEGGY
4	421486		\$143.20	12/21/12	25195	0	IPROMOTEU, INC.
4	421487		\$567.00	12/21/12	00906	5	ISD 917-FUND CHEF
4	421488		\$371.50	12/21/12	01994	0	J&R SCHOOL SUPPLIES, INC.
4	421489		\$60.00	12/21/12	22010	0	JASSO OSTGARD, SEVERA E.
4	421490		\$82.00	12/21/12	01703	0	JOHNSON, ANDY
4	421491		\$158.00	12/21/12	24067	0	JOHNSON, DENNIS
4	421492		\$168.00	12/21/12	20523	0	JONES, SCOTT
4	421493		\$58,002.00	12/21/12	27633	0	KELLY SERVICES, INC.
4	421494		\$80.00	12/21/12	27590	0	KNOCH-MCBRIDE, DEBORAH
4	421495		\$940.00	12/21/12	27465	0	KRUSE, JULIE ANNA
4	421496		\$3,308.75	12/21/12	27751	0	LABRECHE
4	421497		\$15.00	12/21/12	26902	0	LEHNER, ANDREW
4	421498		\$111.00	12/21/12	26493	0	LIKES, TIMOTHY
4	421499		\$93.70	12/21/12	02196	0	MACKIN EDUCATIONAL RESOURCES
4	421500		\$200.00	12/21/12	21513	0	MAPLE GROVE SENIOR HIGH SCHOOL
4	421501		\$76.00	12/21/12	27488	0	MARCOTTE, DAVE
4	421502		\$211.00	12/21/12	08647	0	MARSHALL, JAMES
4	421503		\$65.00	12/21/12	26427	0	MARSHALL, JEN
4	421504		\$330.00	12/21/12	03412	0	MERZER, SHEILA M.A.L.P.
4	421505		\$330.00	12/21/12	23469	0	MILL CITY MUSEUM
4	421506		\$2,700.00	12/21/12	28293	0	MINNESOTA EDUCATION CORPS
4	421507		\$22.00	12/21/12	28294	0	MMSA

Check Register Report

Bank Number	Check Number	Check Status	Check Amount	Check Date	Vendor Number	Vendor Address Number	Vendor Name
4	421508		\$150.00	12/21/12	22397	0	MN BOARD OF SCHOOL ADMINISTRATORS
4	421509		\$518.00	12/21/12	26466	0	MN HIGHWAY SAFETY & RESEARCH CENTER
4	421510		\$60.00	12/21/12	27424	0	MOHAMED, IDIL A.
4	421511		\$140.00	12/21/12	22324	0	MULTILINGUAL WORD, INC.
4	421512		\$3,350.70	12/21/12	04476	0	NATIONAL TREASURE KUNG FU INC
4	421513		\$73.00	12/21/12	27347	0	NEIBAUER, NICK
4	421514		\$130.50	12/21/12	27912	0	ODOM, JAKE
4	421515		\$95.40	12/21/12	25300	1	ORANGE TREE EMPLOYMENT SCREENING
4	421516		\$550.00	12/21/12	24879	0	PEREZ, MELISSA M.
4	421517		\$133.00	12/21/12	27541	0	PLASZCZ, STEVE FRANK
4	421518		\$76.00	12/21/12	24300	0	PRIESTER, JOHN
4	421519		\$41.00	12/21/12	08521	0	RATWIK, ROSZAK & MALONEY, P.A.
4	421520		\$45,832.75	12/21/12	20099	0	RELIASTAR LIFE INSURANCE COMPANY
4	421521		\$609.28	12/21/12	20099	1	RELIASTAR LIFE INSURANCE COMPANY
4	421522		\$130.50	12/21/12	27301	0	RIGGS, BRITTA
4	421523		\$196.00	12/21/12	28168	0	ROARK, RICHARD JEFFREY
4	421524		\$336.00	12/21/12	28297	0	ROSE, DEBBIE
4	421525		\$232.00	12/21/12	25562	0	SACHS, ALICE
4	421526		\$73.00	12/21/12	22306	0	SCHILLER, TOM
4	421527		\$112.00	12/21/12	24142	0	SHANAHAN, KELLY
4	421528		\$560.50	12/21/12	25227	0	SHAW, STACY
4	421529		\$2,960.00	12/21/12	27462	1	SOLIANT HEALTH
4	421530		\$345.00	12/21/12	27951	0	SONIC SOUND ENTERTAINMENT
4	421531		\$454.55	12/21/12	26921	0	SOUTH SUBURBAN CONFERENCE
4	421532		\$308.00	12/21/12	26874	0	SWAGGER, CHE
4	421533		\$28,708.50	12/21/12	21008	0	TLC SPECIAL TRANSPORTATION
4	421534	Unissued	\$0.00	12/21/12	21008	0	TLC SPECIAL TRANSPORTATION
4	421535	Unissued	\$0.00	12/21/12	21008	0	TLC SPECIAL TRANSPORTATION
4	421536	Unissued	\$0.00	12/21/12	21008	0	TLC SPECIAL TRANSPORTATION
4	421537	Unissued	\$0.00	12/21/12	21008	0	TLC SPECIAL TRANSPORTATION
4	421538	Unissued	\$0.00	12/21/12	21008	0	TLC SPECIAL TRANSPORTATION
4	421539	Unissued	\$0.00	12/21/12	21008	0	TLC SPECIAL TRANSPORTATION
4	421540	Unissued	\$0.00	12/21/12	21008	0	TLC SPECIAL TRANSPORTATION
4	421541	Unissued	\$0.00	12/21/12	21008	0	TLC SPECIAL TRANSPORTATION
4	421542		\$257.82	12/21/12	03802	0	TRIO SUPPLY
4	421543		\$2,209.69	12/21/12	27819	0	US BANK EQUIPMENT FINANCE
4	421544		\$1,296.34	12/21/12	04417	1	US FOODS INC
4	421545		\$105.00	12/21/12	28298	0	US HEALTH WORKS MEDICAL GRP MN, PC
4	421546		\$53.00	12/21/12	24743	0	WALBRAN, SHARON

Check Register Report

Bank Number	Check Number	Check Status	Check Amount	Check Date	Vendor Number	Vendor Address Number	Vendor Name
4	421547		\$310.00	12/21/12	09814	0	WAYZATA HIGH SCHOOL
4	421548		\$3,406.33	12/21/12	04451	11	XEROX CORPORATION
4	421549		\$1,122.74	12/21/12	27490	0	XEROX FINANCIAL SERVICES LLC
4	421550		\$125.00	12/21/12	28275	0	ZAVALA, HANAN
4	421551		\$300.00	01/01/13	26293	0	ACCESS LIFTS, INC.
4	421552		\$3,849.70	01/01/13	28171	0	ADVANCEPIERRE FOODS
4	421553		\$12,626.23	01/01/13	28147	1	AGROPUR
4	421554	Unissued	\$0.00	01/01/13	28147	1	AGROPUR
4	421555	Unissued	\$0.00	01/01/13	28147	1	AGROPUR
4	421556	Unissued	\$0.00	01/01/13	28147	1	AGROPUR
4	421557	Unissued	\$0.00	01/01/13	28147	1	AGROPUR
4	421558	Unissued	\$0.00	01/01/13	28147	1	AGROPUR
4	421559	Unissued	\$0.00	01/01/13	28147	1	AGROPUR
4	421560		\$41.90	01/01/13	03503	0	AMERICAN TIME & SIGNAL
4	421561		\$257.95	01/01/13	01365	0	AMERIPRIDE LINEN AND APPAREL SERVICES
4	421562		\$16,660.00	01/01/13	00249	1	APPLE COMPUTER INC.
4	421563		\$2,565.00	01/01/13	26870	0	ATOMIC LEARNING, INC.
4	421564		\$10.80	01/01/13	25449	2	AUTOMATED LOGIC CORPORATION
4	421565		\$888.34	01/01/13	00386	1	BARNES & NOBLE INC
4	421566		\$212.94	01/01/13	09987	1	BEARCOM
4	421567		\$10,200.00	01/01/13	23996	0	BISHOP ENERGY ENGINEERING, INC.
4	421568		\$9,887.07	01/01/13	00477	0	BIX PRODUCE COMPANY
4	421569	Unissued	\$0.00	01/01/13	00477	0	BIX PRODUCE COMPANY
4	421570	Unissued	\$0.00	01/01/13	00477	0	BIX PRODUCE COMPANY
4	421571	Unissued	\$0.00	01/01/13	00477	0	BIX PRODUCE COMPANY
4	421572	Unissued	\$0.00	01/01/13	00477	0	BIX PRODUCE COMPANY
4	421573		\$48.55	01/01/13	00172	1	BLICK ART MATERIALS
4	421574		\$576.25	01/01/13	06473	1	BRAUN INTERTEC CORP.
4	421575		\$93.11	01/01/13	28124	0	BRIN NORTHWESTERN GLASS COMPANY
4	421576		\$2,159.22	01/01/13	03865	1	CARGILL INC.
4	421577		\$15,000.00	01/01/13	25888	0	CENTER FOR EFFICIENT SCHOOL OPERATIONS,
4	421578		\$111.74	01/01/13	25513	1	CHURCH OFFSET PRINTING, INC.
4	421579		\$146.30	01/01/13	00552	1	CONNEY SAFETY PRODUCTS
4	421580		\$81.96	01/01/13	00647	0	CROWN RENTAL, INC.
4	421581		\$290.40	01/01/13	24563	0	CRYSTAL BROOK DIRECT
4	421582		\$2,056.30	01/01/13	00279	0	D.S.D., INC.
4	421583	Unissued	\$0.00	01/01/13	00279	0	D.S.D., INC.
4	421584		\$40.84	01/01/13	00837	1	DEMCO, INC.
4	421585		\$100.00	01/01/13	01049	1	EAGAN, CITY OF
4	421586		\$854.97	01/01/13	01078	0	ELECTRO WATCHMAN, INC.
4	421587		\$198.22	01/01/13	06038	0	ELLISON EDUCATIONAL EQUIPMENT,

Check Register Report

Bank Number	Check Number	Check Status	Check Amount	Check Date	Vendor Number	Vendor Address Number	Vendor Name
							INC.
4	421588		\$78.42	01/01/13	23054	1	FASTENAL
4	421589		\$2,650.89	01/01/13	26109	0	FIELD ENVIRONMENTAL CONSULTING, INC.
4	421590		\$85.32	01/01/13	01231	0	FLINN SCIENTIFIC, INC.
4	421591		\$34.95	01/01/13	05597	0	GREAT IDEAS FOR TEACHING
4	421592		\$2,331.96	01/01/13	01641	0	H&B SPECIALIZED PRODUCTS, INC.
4	421593		\$421.66	01/01/13	09046	0	HI TECH REFRIGERATION
4	421594		\$107.42	01/01/13	01729	1	HIGHSMITH INC.
4	421595		\$5,445.34	01/01/13	09318	1	HILLYARD INC - MINNEAPOLIS
4	421596		\$125.58	01/01/13	02235	2	HM RECEIVABLES CO LLC
4	421597		\$1,926.72	01/01/13	02527	2	HM RECEIVABLES CO LLC
4	421598		\$287.82	01/01/13	04818	0	HORIZON COMMERCIAL POOL SUPPLY
4	421599		\$194.89	01/01/13	27942	0	J.H. LARSON COMPANY
4	421600		\$105.60	01/01/13	02055	0	JANELLE PUBLICATIONS, INC.
4	421601		\$2,286.00	01/01/13	01576	0	JAYTECH, INC.
4	421602		\$318.50	01/01/13	08955	0	KELLEHER, HELMRICH AND ASSOCIATES
4	421603		\$2,125.45	01/01/13	24803	0	L&M BOILER SYSTEMS, INC.
4	421604		\$207.20	01/01/13	27253	0	LANDS BEST FOODS LLC
4	421605		\$2,368.26	01/01/13	05077	0	LOCKSAFE, INC.
4	421606		\$240.50	01/01/13	27181	0	LUPIENT CHEVROLET, INC
4	421607		\$1,533.73	01/01/13	02196	0	MACKIN EDUCATIONAL RESOURCES
4	421608		\$26.01	01/01/13	06563	1	MCGRAW-HILL COMPANIES
4	421609		\$1,059.00	01/01/13	25369	0	MIDWEST PLAYSCAPES, INC.
4	421610		\$1,230.35	01/01/13	08999	1	MINNESOTA ELEVATOR INC
4	421611		\$518.09	01/01/13	03519	0	NAPA AUTO PARTS
4	421612		\$1,298.22	01/01/13	20320	0	NORTHERN AIR CORPORATION (NAC)
4	421613		\$1,498.79	01/01/13	02489	1	OFFICE DEPOT COMPANY
4	421614	Unissued	\$0.00	01/01/13	02489	1	OFFICE DEPOT COMPANY
4	421615	Unissued	\$0.00	01/01/13	02489	1	OFFICE DEPOT COMPANY
4	421616		\$112.49	01/01/13	05511	0	RED WING SHOE STORE
4	421617		\$297.00	01/01/13	25729	0	RENT N' SAVE PORTABLE SERVICES
4	421618		\$1,950.00	01/01/13	27773	0	SADA SYSTEMS
4	421619		\$186.99	01/01/13	03532	2	SCHMITT MUSIC
4	421620		\$680.14	01/01/13	03196	3	SCHOLASTIC INC.
4	421621		\$333.39	01/01/13	03537	1	SCHOOL HEALTH SUPPLY CO., INC.
4	421622		\$5.77	01/01/13	25097	1	SCHOOL SPECIALTY INC
4	421623		\$2,270.54	01/01/13	03587	1	SIMPLEX GRINNELL
4	421624		\$1,021.84	01/01/13	28241	0	SOCIAL THINKING
4	421625		\$697.00	01/01/13	03640	1	STAPLES ADVANTAGE
4	421626		\$450.00	01/01/13	04664	0	SUMMIT PRINT COPY AND MAIL SERVICE
4	421627		\$329.25	01/01/13	04308	0	SUPER DUPER SCHOOL CO.

Check Register Report

Bank Number	Check Number	Check Status	Check Amount	Check Date	Vendor Number	Vendor Address Number	Vendor Name
4	421628		\$331.80	01/01/13	22618	0	TEE JAY NORTH, INC.
4	421629		\$5,282.00	01/01/13	00826	1	TIERNEY BROTHERS, INC.
4	421630		\$11,180.77	01/01/13	08203	1	TIES
4	421631		\$3,607.74	01/01/13	22123	1	TOTAL FILTRATION SERVICES, INC.
4	421632		\$5,652.70	01/01/13	04045	1	TRANE U.S. INC.
4	421633		\$367.28	01/01/13	01197	1	US FOODS CULINARY EQUIPMENT & SUPPLIES LLC
4	421634		\$127.41	01/01/13	21180	1	VARITRONICS / BRADY WORLDWIDE, INC.
4	421635		\$228.80	01/01/13	04419	0	WESTERN PSYCHOLOGICAL SERVICES
4	421636		\$540.50	01/01/13	22496	0	WILLIAM V. MACGILL & CO.
4	421637		\$20,875.87	01/01/13	04566	0	ZIEGLER INC.
4	421638		\$90.00	01/04/13	06228	1	ACTE
4	421639		\$60.00	01/04/13	27525	0	AHMED, SOFIA
4	421640		\$15.00	01/04/13	06215	0	AIRPORT TAXI, INC.
4	421641		\$73.00	01/04/13	24164	0	ANDERSON, KEVVA
4	421642		\$425.00	01/04/13	00778	0	ARMSTRONG, MAUREEN
4	421643		\$477.00	01/04/13	04895	0	ASSOCIATION OF CLERICAL EMPLOYEES
4	421644		\$1,950.00	01/04/13	09991	0	BURNSVILLE ASSOCIATION OF EDUCATIONAL ASSTS
4	421645		\$355.00	01/04/13	00706	0	BURNSVILLE CHAMBER OF COMMERCE
4	421646		\$5,704.16	01/04/13	02519	0	CENTERPOINT ENERGY
4	421647		\$1,487.14	01/04/13	02519	3	CENTERPOINT ENERGY SERVICES, INC.
4	421648		\$8,621.40	01/04/13	24807	1	CHIP SHOPPE, THE
4	421649		\$1,442.00	01/04/13	27322	0	CLIFTONLARSONALLEN, LLP
4	421650		\$39.00	01/04/13	00502	0	CORNERSTONE COPY CENTER
4	421651		\$649.58	01/04/13	01016	2	DAKOTA COUNTY PROPERTY TAXATION & RECORDS
4	421652		\$10,705.20	01/04/13	00809	0	DAKOTA ELECTRIC ASSOCIATION
4	421653		\$367.00	01/04/13	26702	0	DELTA MANAGEMENT ASSOCIATES, INC.
4	421654		\$133.00	01/04/13	27334	0	DS ERICKSON
4	421655		\$629.04	01/04/13	01002	0	EAGAN, CITY OF
4	421656		\$50,904.00	01/04/13	01049	1	EAGAN, CITY OF
4	421657		\$4,771.20	01/04/13	20041	1	EAGLE BLUFF ENVIRONMENTAL LEARNING CENTER
4	421658		\$245.00	01/04/13	27974	0	ECMC
4	421659		\$198.00	01/04/13	01006	1	EDINA HIGH SCHOOL
4	421660		\$7.60	01/04/13	01463	0	FEDEX
4	421661		\$138.75	01/04/13	25367	0	FLEX-COMM SECURITY
4	421662		\$124.57	01/04/13	28202	0	FOUNDATION 191
4	421663		\$360.00	01/04/13	27736	0	GLOBAL COMMUNICATIONS WIRING & SERVICES
4	421664		\$228.00	01/04/13	27604	0	GREAT LAKES HIGHER EDUCATION CORPORATIO

Check Register Report

Bank Number	Check Number	Check Status	Check Amount	Check Date	Vendor Number	Vendor Address Number	Vendor Name
4	421665		\$424.07	01/04/13	07390	0	GREATER TWIN CITIES UNITED WAY
4	421666		\$236.00	01/04/13	08391	1	GROUP HEALTH INC.-WORKSITE
4	421667		\$958.50	01/04/13	03539	1	H & A ADMINISTRATORS
4	421668		\$73.00	01/04/13	21505	0	HEALY, CHUCK
4	421669		\$3,025.85	01/04/13	02483	0	INTEGRA TELECOM
4	421670		\$157.30	01/04/13	03003	2	J.W. PEPPER & SON INC.
4	421671		\$78.54	01/04/13	27225	0	K&K EXPRESS, LLC
4	421672		\$20,316.00	01/04/13	02102	0	KRAUS-ANDERSON INS. AGENCY, INC.
4	421673		\$4,739.54	01/04/13	26241	0	M&E REALTY COMPANY
4	421674		\$125.00	01/04/13	22214	1	MASSP-DIVISION OF STUDENT ACTIVITIES (MDSA)
4	421675		\$657.00	01/04/13	23866	0	MESSERLI & KRAMER PA
4	421676		\$60.00	01/04/13	08865	10	METRO ECSU-REGION 11 ISD#920
4	421677		\$280.80	01/04/13	23914	0	MIDWEST VENDING
4	421678		\$5,055.45	01/04/13	03029	1	MINNESOTA ENERGY RESOURCES CORPORATION
4	421679		\$420.00	01/04/13	22324	0	MULTILINGUAL WORD, INC.
4	421680		\$144.00	01/04/13	08769	0	NCBERS MINNESOTA
4	421681		\$1,499.34	01/04/13	06477	0	OFFICE OF ENTERPRISE TECHNOLOGY
4	421682		\$75.00	01/04/13	02400	0	ORNDORF, RICHARD
4	421683		\$330.00	01/04/13	24879	0	PEREZ, MELISSA M.
4	421684		\$14,365.89	01/04/13	27969	0	READY FOR KINDERGARTEN
4	421685		\$4,627.43	01/04/13	09588	0	SAVAGE, CITY OF
4	421686		\$43.00	01/04/13	03532	2	SCHMITT MUSIC
4	421687		\$7,207.18	01/04/13	07382	0	SCHOOL SERVICES EMPLOYEES LOCAL 284
4	421688		\$2,742.10	01/04/13	04683	0	SCOTT COUNTY TREASURER
4	421689		\$49,951.00	01/04/13	23848	0	SFM
4	421690		\$1,480.00	01/04/13	27462	1	SOLIANT HEALTH
4	421691		\$290.00	01/04/13	25672	0	SPECIAL DELIVERY OF MINNESOTA, INC
4	421692		\$4,650.00	01/04/13	27742	1	STRATEGIC SOURCE INC
4	421693		\$3,685.50	01/04/13	26627	0	THE PLAYS THE THING PRODUCTIONS
4	421694		\$124.40	01/04/13	00826	1	TIERNEY BROTHERS, INC.
4	421695		\$5,300.00	01/04/13	08203	1	TIES
4	421696		\$53.75	01/04/13	04060	0	TRANS-MISSISSIPPI BIOLOGICAL SUPPLY
4	421697		\$142.84	01/04/13	04172	0	UNITED PARCEL SERVICE
4	421698		\$341.88	01/04/13	23463	16	UNITED STATES TREASURY
4	421699		\$145.97	01/04/13	01197	1	US FOODS CULINARY EQUIPMENT & SUPPLIES LLC
4	421700		\$143.02	01/04/13	20007	0	WASTE MANAGEMENT
4	421701		\$1,395.33	01/04/13	24793	0	WATCH ME DRAW! LLC
4	421702		\$9.94	01/04/13	02776	0	XCEL ENERGY
4	421703		\$57.98	01/11/13	05588	0	ACE HARDWARE & PAINT

Check Register Report

Bank Number	Check Number	Check Status	Check Amount	Check Date	Vendor Number	Vendor Address Number	Vendor Name
4	421704		\$12,063.98	01/11/13	28147	1	AGROPUR
4	421705	Unissued	\$0.00	01/11/13	28147	1	AGROPUR
4	421706	Unissued	\$0.00	01/11/13	28147	1	AGROPUR
4	421707	Unissued	\$0.00	01/11/13	28147	1	AGROPUR
4	421708	Unissued	\$0.00	01/11/13	28147	1	AGROPUR
4	421709	Unissued	\$0.00	01/11/13	28147	1	AGROPUR
4	421710		\$3,647.27	01/11/13	27586	0	AMERICAN OFFICE PRODUCTS
4	421711		\$91.95	01/11/13	03503	0	AMERICAN TIME & SIGNAL
4	421712		\$321.37	01/11/13	01365	0	AMERIPRIDE LINEN AND APPAREL SERVICES
4	421713	Unissued	\$0.00	01/11/13	01365	0	AMERIPRIDE LINEN AND APPAREL SERVICES
4	421714		\$1,500.00	01/11/13	00249	1	APPLE COMPUTER INC.
4	421715		\$295.84	01/11/13	03178	1	AQUA LOGIC, INC.
4	421716		\$294.26	01/11/13	00386	1	BARNES & NOBLE INC
4	421717		\$342.00	01/11/13	25425	0	BERRY BLENDZ
4	421718		\$5,115.59	01/11/13	00477	0	BIX PRODUCE COMPANY
4	421719	Unissued	\$0.00	01/11/13	00477	0	BIX PRODUCE COMPANY
4	421720	Unissued	\$0.00	01/11/13	00477	0	BIX PRODUCE COMPANY
4	421721	Unissued	\$0.00	01/11/13	00477	0	BIX PRODUCE COMPANY
4	421722		\$405.00	01/11/13	00673	0	BURNSVILLE, CITY OF
4	421723		\$465.98	01/11/13	06201	1	C L BENSEN COMPANY, INC.
4	421724		\$1,667.00	01/11/13	02010	0	CADAN CORPORATION
4	421725		\$37.90	01/11/13	20289	1	CDW GOVERNMENT, INC.
4	421726		\$85.24	01/11/13	25513	1	CHURCH OFFSET PRINTING, INC.
4	421727		\$429.65	01/11/13	27279	1	COLE PAPERS INC.
4	421728		\$648.35	01/11/13	00279	0	D.S.D., INC.
4	421729		\$25,882.50	01/11/13	24183	0	DAKOTA TRANSPORT, INC.
4	421730		\$4,524.00	01/11/13	00576	1	DELTA
4	421731		\$29.00	01/11/13	03317	1	DYNAVOX SYSTEMS LLC
4	421732		\$43.69	01/11/13	23054	1	FASTENAL
4	421733		\$2,481.00	01/11/13	02082	1	FRIEDGES DRYWALL, INC.
4	421734		\$397.50	01/11/13	04387	1	GRAINGER
4	421735		\$408.51	01/11/13	00575	0	GROTH MUSIC COMPANY
4	421736		\$2,283.35	01/11/13	07139	0	HASTINGS BUS COMPANY
4	421737		\$56.00	01/11/13	24154	0	HEALTH COUNSELING SERVICES
4	421738		\$6,604.50	01/11/13	09046	0	HI TECH REFRIGERATION
4	421739		\$9,985.19	01/11/13	09318	1	HILLYARD INC - MINNEAPOLIS
4	421740		\$543.44	01/11/13	04818	0	HORIZON COMMERCIAL POOL SUPPLY
4	421741		\$1,442.10	01/11/13	03362	4	HOUGHTON MIFFLIN COMPANY
4	421742		\$500.00	01/11/13	25995	2	J&R SCHOOL SUPPLIES
4	421743		\$1,311.98	01/11/13	27942	0	J.H. LARSON COMPANY
4	421744		\$494.63	01/11/13	05816	0	JOHN A. DAL SIN & SON, INC.

Check Register Report

Bank Number	Check Number	Check Status	Check Amount	Check Date	Vendor Number	Vendor Address Number	Vendor Name
4	421745		\$318.00	01/11/13	08955	0	KELLEHER, HELMRICH AND ASSOCIATES
4	421746		\$97.50	01/11/13	02203	0	LAKESHORE LEARNING MATERIALS
4	421747		\$207.20	01/11/13	27253	0	LANDS BEST FOODS LLC
4	421748		\$371.95	01/11/13	05077	0	LOCKSAFE, INC.
4	421749		\$2,591.27	01/11/13	02196	0	MACKIN EDUCATIONAL RESOURCES
4	421750		\$203.10	01/11/13	27932	1	MATHESON TRI-GAS, INC.
4	421751		\$377.00	01/11/13	20044	0	MIDWEST AUDIO VISUAL, INC.
4	421752		\$2,858.12	01/11/13	07752	0	MILLER ELECTRIC, INC.
4	421753		\$35.35	01/11/13	27342	0	MONOPRICE
4	421754		\$251.35	01/11/13	03519	0	NAPA AUTO PARTS
4	421755		\$2,436.76	01/11/13	20320	0	NORTHERN AIR CORPORATION (NAC)
4	421756		\$1,404.48	01/11/13	02489	1	OFFICE DEPOT COMPANY
4	421757		\$264.05	01/11/13	06985	0	PERIPOLE, INC.
4	421758		\$29.50	01/11/13	28050	0	PROLINGUA ASSOCIATES
4	421759		\$3,408.55	01/11/13	21744	0	QUALITY AIR MECHANICAL, INC.
4	421760		\$301.47	01/11/13	21851	0	RED WING SHOE STORE
4	421761		\$22.45	01/11/13	25097	1	SCHOOL SPECIALTY INC
4	421762		\$849.62	01/11/13	27772	0	SEWER DAWGS PLUMBING & DRAINS LLC
4	421763		\$1,059.94	01/11/13	03472	2	SHIFFLER EQUIPMENT SALES INC
4	421764		\$505.21	01/11/13	02217	1	SIEMENS INDUSTRY, INC.
4	421765		\$3,054.20	01/11/13	03587	1	SIMPLEX GRINNELL
4	421766		\$1,398.08	01/11/13	23998	2	SUMMIT FACILITY & KITCHEN SERVICE
4	421767		\$1,286.00	01/11/13	04664	0	SUMMIT PRINT COPY AND MAIL SERVICE
4	421768		\$634.50	01/11/13	22319	0	TEMPLE ELECTRIC MOTOR SERVICE INC.
4	421769		\$438.00	01/11/13	00826	1	TIERNEY BROTHERS, INC.
4	421770		\$7,277.40	01/11/13	08203	1	TIES
4	421771		\$229.29	01/11/13	04939	2	TIGERDIRECT INC
4	421772		\$719.14	01/11/13	22123	1	TOTAL FILTRATION SERVICES, INC.
4	421773		\$49.52	01/11/13	04060	0	TRANS-MISSISSIPPI BIOLOGICAL SUPPLY
4	421774		\$250.81	01/11/13	04037	1	TRIARCO ARTS & CRAFTS
4	421775		\$5,857.26	01/11/13	03802	0	TRIO SUPPLY
4	421776		\$68.53	01/11/13	03438	0	TWIN CITY HARDWARE
4	421777		\$262.00	01/11/13	01197	1	US FOODS CULINARY EQUIPMENT & SUPPLIES LLC
4	421778		\$265.44	01/11/13	04204	4	VIRCO INC
4	421779		\$8,645.00	01/11/13	04566	0	ZIEGLER INC.
Check Count	474	Grand Total	\$1,483,959.97				

Check Register Report

36

Bank Number	Check Number	Check Status	Check Amount	Check Date	Vendor Number	Vendor Address Number	Vendor Name
3	100760		\$2,430.00	12/14/12	00673	0	BURNSVILLE, CITY OF
3	100761		\$360.00	12/14/12	02519	0	CENTERPOINT ENERGY
3	100762		\$3,692.00	12/14/12	27736	0	GLOBAL COMMUNICATIONS WIRING & SERVICES
3	100763		\$3,063.00	12/14/12	02035	2	JOHNSON CONTROLS, INC.
3	100764		\$15,234.57	12/21/12	26500	0	ARMSTRONG TORSETH SKOLD & RYDEEN INC.
3	100765		\$2,049.00	12/21/12	20320	0	NORTHERN AIR CORPORATION (NAC)
3	100766		\$3,006.34	12/21/12	02217	1	SIEMENS INDUSTRY, INC.
Check Count	7	Grand Total	\$29,834.91				



**Agenda IV.B.5
January 17, 2013**

TO: Dr. Randall Clegg, Superintendent

FROM: Lisa K. Rider, Executive Director of Business Services

DATE: January 17, 2013

RE: Budget Analysis for the Month Ending December, 2012

RECOMMENDATION: That the Board accept the Budget Analysis for the month ending December 31, 2012

The December Budget Reports are presented for Board information and review. The reports indicate that year-to-date expenditures plus encumbrances in all funds total \$52,138,868 or 33.15% of the Revised Budget. Year-to-date revenue in all funds total \$70,557,970 or 47.86% of the Revised Budget.

Summary financial reports are provided to allow monthly monitoring of the budget as follows:

Revenue Summary By Fund
Expenditure Summary By Fund

All of the reports show last year's actual figures, this year's budget and this year's activity to date. Additional detail is available upon request.

To assist the Board in monitoring monthly financial activity and to help identify budget-to-actual deviations, a graph has been developed as follows:

Cash and Investments by Month for Last year and Current year
General Fund Revenues Year-to-Date for Last two years and Current year
All Funds Revenue Year-to-Date for Last two years and Current year
General Fund Expenditures Year-to-Date for Last two years and Current year
All Funds Expenditures Year-to-Date for Last two years and Current year

All of the reports and graphs are presented on a monthly basis together with comments regarding identified deviations or unanticipated occurrences. I would be glad to answer any questions regarding these reports.

STATEMENT OF REVENUE

DIST 0191 Burnsville-Eagan-Savage ISD191 ACCOUNTING PERIOD 12/01/12 TO 12/31/12

ACCT STATUS: Active and Next Year Accts ACCOUNT RANGES: 01 TO 99-999
 ZERO BALANCES: Suppress Zero Balances
 SORTED BY: ACCOUNT FD ORG
 SUBTOTALLED BY: ACCOUNT FD
 SERIES TOTALS: <None Selected>
 PAGE BREAK ON: <None Selected>

FD	PRIOR YEAR ACTUAL	REVENUE BUDGET	12/01/12 TO 12/31/12	FISCAL YEAR 201207 RECEIVED THRU 12/31/12	REMAINING ON 12/31/12	PERCENT REMAINING
01 GENERAL	110,203,095.16	109,396,368	9,587,661.69	44,789,298.13	64,607,069.87	59.05 %
02 FOOD SERVICE	4,625,263.62	4,441,168	512,570.00	1,855,267.65	2,585,900.35	58.22 %
04 COMMUNITY SERVICE	5,915,111.94	5,041,462	301,740.26	1,979,142.70	3,062,319.30	60.74 %
06 CAPITAL PROJECTS	28,233.26	25,000	17,151,227.76	17,165,457.60	17,140,457.60	-8561.83-%
07 DEBT SERVICE	7,343,410.85	7,354,494	16,247.59	3,352,015.76	4,002,478.24	54.42 %
08 FLEX BENEFIT FUND	760,731.16	850,000	65,090.84	252,040.50	597,959.50	70.34 %
09 SCHOLARSHIP FUND	42,317.23	28,250	0.00	7,000.00	21,250.00	75.22 %
11 RHEAUME EDUCATIONAL FUND	1.57	0	0.00	1.57-	1.57	0.00 %
12 K ROGERS SCHOLARSHIP	2.69	0	0.00	2.69-	2.69	0.00 %
15 CAMPUS CUP	117,547.53	115,000	9,174.90	43,373.06	71,626.94	62.28 %
20 ISF - DENTAL	900,769.61	980,300	0.00	0.00	980,300.00	100.00 %
21 ISF - POST RETIREMENT BENEFITS	1,005,230.65	603,500	0.00	0.00	603,500.00	100.00 %
22 ISF - HEALTH SELECT 105	14,407,690.26	16,003,000	0.00	0.00	16,003,000.00	100.00 %
25 OPEB REVOCABLE TRUST	936,951.76	925,000	55,873.51	373,461.12	551,538.88	59.62 %
47 POST EMPLOYMENT BENEFITS	1,655,377.98	1,661,520	0.00	740,914.78	920,605.22	55.40 %

STATEMENT OF REVENUE

DIST 0191 Burnsville-Eagan-Savage ISD191 ACCOUNTING PERIOD 12/01/12 TO 12/31/12

FD 50	PRIOR	FISCAL YEAR 201207				REMAINING PERCENT	
	YEAR ACTUAL	< - - - - - REVISED BUDGET	12/01/12 12/31/12	- - - - - RECEIVED THRU 12/31/12	- - - - - ON 12/31/12	- - - - - REMAINING	> PERCENT REMAINING
50 STUDENT FUND	0.00	0	0.00	2.59	2.59-	0.00 %	
*** REPORT TOTALS:	147,941,735.27	147,425,062	27,699,586.55	70,557,969.63	76,867,092.37	52.13 %	

STATEMENT OF EXPENDITURES

DIST 0191 Burnsville-Eagan-Savage ISD191 ACCOUNTING PERIOD 12/01/12 TO 12/31/12

ACCT STATUS: Active and Next Year Accts ACCOUNT RANGES: 01- TO 99-
 ZERO BALANCES: Print Zero Balances
 SORTED BY: ACCOUNT FD ORG
 SUBTOTALLED BY: ACCOUNT FD
 SERIES TOTALS: <None Selected>
 PAGE BREAK ON: <None Selected>

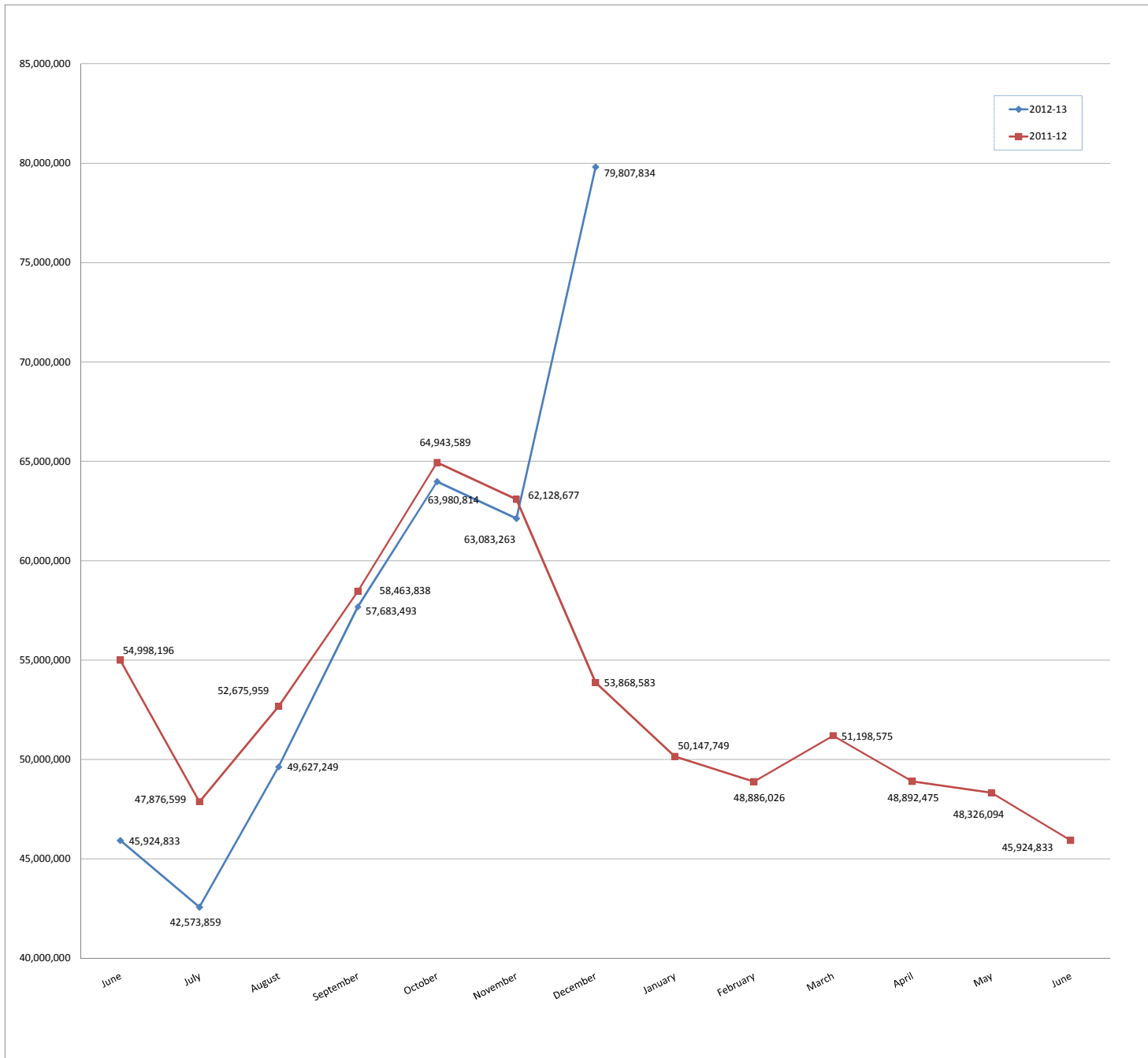
FD	PRIOR YEAR	REVIS	BUDGET	12/01/12	EXPENDE	201207	REMAINING	PERCENT
01	ACTUAL	BUDGET	12/31/12	THRU 12/31/12	THRU 12/31/12	ON 12/31/12	REMAINING	
01 GENERAL	99,627,408.73	105,095,752	8,180,700.49	40,746,469.15	334,379.92	64,014,902.93	60.91 %	
02 FOOD SERVICE	4,424,905.33	4,607,055	301,159.09	1,899,423.02	7,918.76	2,699,713.22	58.59 %	
03 TRANSPORTATION	6,388,943.57	6,526,508	112,121.20	489,027.94		6,037,480.06	92.50 %	
04 COMMUNITY SERVICE	5,345,786.62	5,033,159	338,028.84	2,253,237.30	37,689.53	2,742,232.17	54.48 %	
06 CAPITAL PROJECTS	10,002,487.70	6,142,095	49,860.27	2,645,010.88	141,668.01	3,355,416.11	54.62 %	
07 DEBT SERVICE	7,486,230.69	7,603,256	0.00	1,714,728.76		5,888,527.24	77.44 %	
08 FLEX BENEFIT FUND	774,210.32	860,025	47,819.92	300,524.53		559,500.47	65.05 %	
09 SCHOLARSHIP FUND	46,978.83	30,000	0.00	4,500.00		25,500.00	85.00 %	
10 PRIN EARLY RET INS FUND	0.00	0	0.00	0.00		0.00	0.00 %	
11 RHEAUME EDUCATIONAL FUND	3,441.30	0	0.00	0.00		0.00	0.00 %	
12 KATHY ROGERS SCHOLARSHIP FUND	5,899.57	0	0.00	0.00		0.00	0.00 %	
15 CAFE	123,416.06	110,264	3,713.76	31,875.00		78,389.00	71.09 %	
20 ISF - DENTAL	922,119.04	980,300	65,834.64	437,917.97		542,382.03	55.32 %	
21 ISF - POST RETIREMENT BENEFITS	310,790.19-	1,460,500	538.14	22,839.83		1,437,660.17	98.43 %	
22 ISF - HEALTH SELECT 105	14,931,683.49	16,000,000	0.00	0.00		16,000,000.00	100.00 %	

STATEMENT OF EXPENDITURES

DIST 0191 Burnsville-Eagan-Savage ISD191 ACCOUNTING PERIOD 12/01/12 TO 12/31/12

FD	PRIOR	FISCAL YEAR 201207						PERCENT
25	YEAR	REVIS	12/01/12	EXPEN	ENCUM	REMAIN	REMAIN	
	ACTUAL	BUDGET	12/31/12	THRU 12/31/12	THRU 12/31/12	ON 12/31/12	REMAINING	
25	OPEB REVOCABLE TRUST	1,593,791.20	1,228,000	97,493.90	607,867.26	620,132.74	50.49 %	
47	POST EMPLOYMENT BENEFITS	1,578,850.00	1,584,400	0.00	463,700.00	1,120,700.00	70.73 %	
50	STUDENT FUND	0.00	0	0.00	90.53	90.53-	0.00 %	
*** REPORT TOTALS:		152,945,362.26	157,261,314	9,197,270.25	51,617,212.17	521,656.22 105,122,445.61	66.84 %	

ALL FUNDS CASH AND INVESTMENTS
2011-12 AND 2012-13

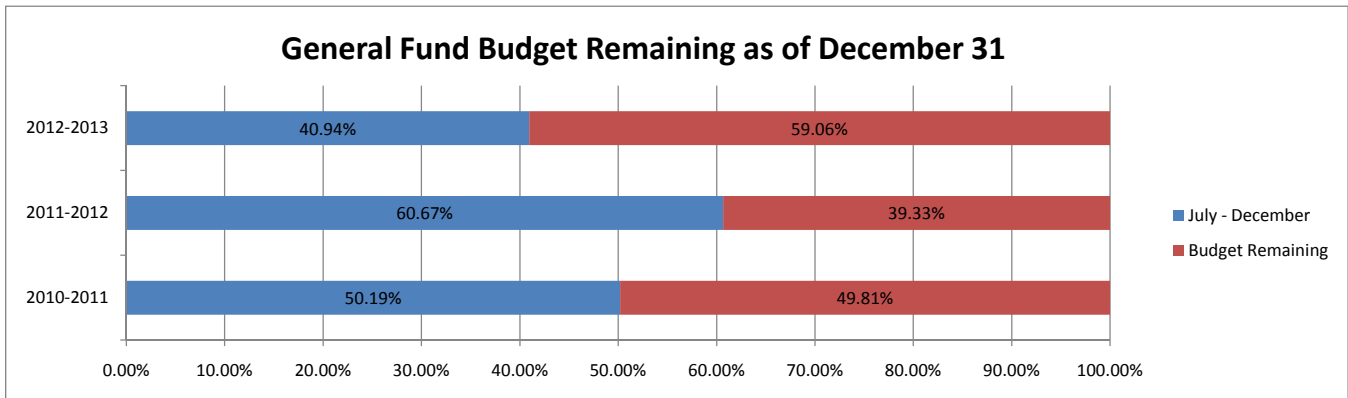
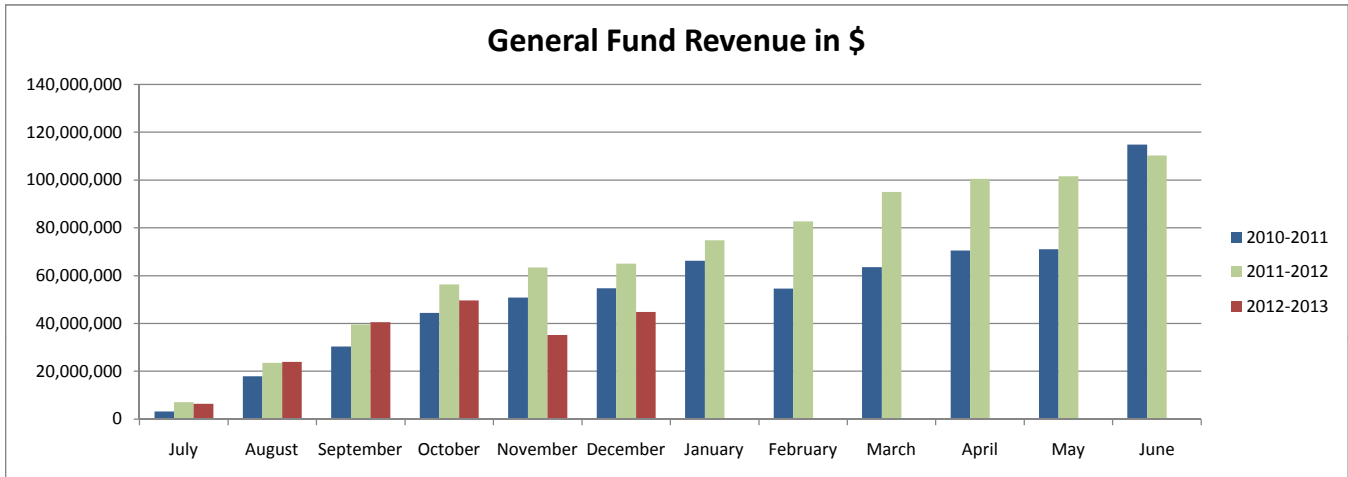


GENERAL FUND CASH AND INVESTMENTS 2011-12 AND 2012-13



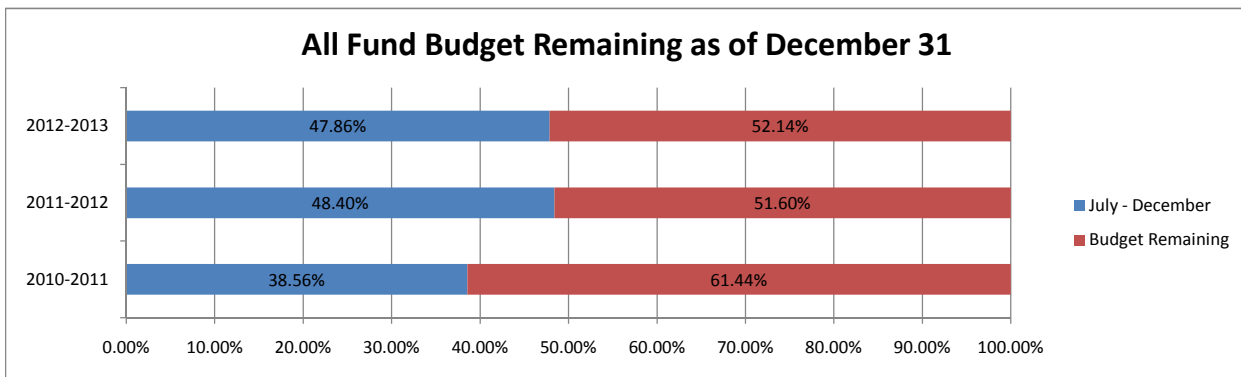
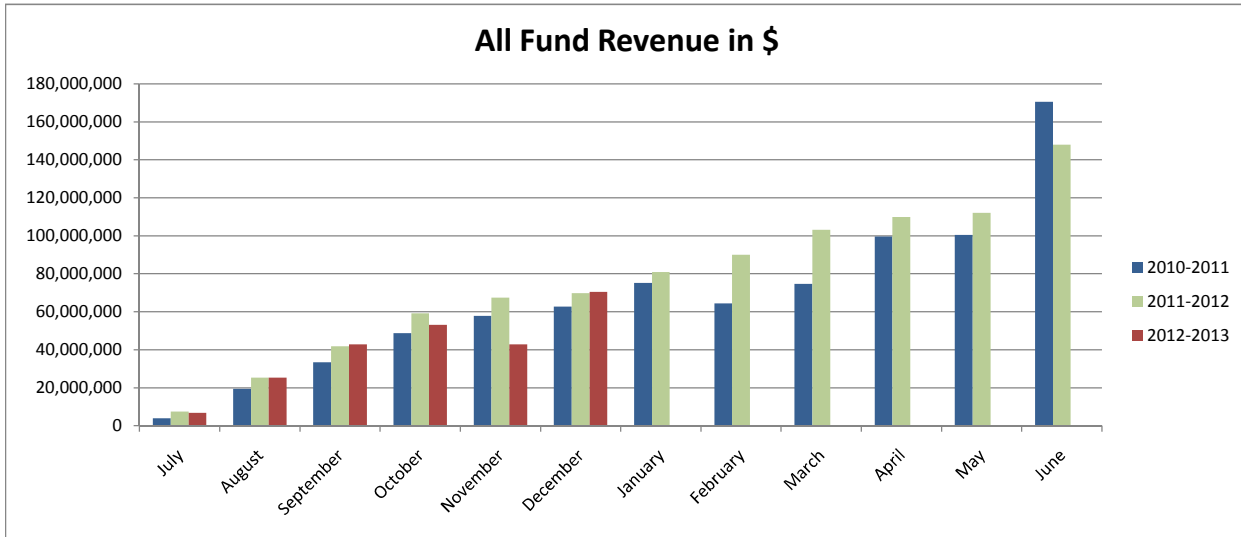
**REVENUE COMPARISON
GENERAL FUND**

	2010-2011		2011-2012		2012-2013	
	\$	%	\$	%	\$	%
July	3,122,179	2.86%	7,093,997	6.62%	6,416,600	5.86%
August	17,936,449	16.44%	23,532,598	21.96%	23,874,618	21.80%
September	30,322,237	27.78%	39,551,743	36.91%	40,538,045	37.02%
October	44,402,827	40.69%	56,355,393	52.59%	49,597,402	45.29%
November	50,842,027	46.59%	63,472,487	59.23%	35,235,834	32.18%
December	54,770,566	50.19%	65,012,573	60.67%	44,832,671	40.94%
January	66,187,965	60.65%	74,806,802	69.13%		
February	54,620,881	50.05%	82,739,097	79.46%		
March	63,578,814	58.26%	94,960,790	87.76%		
April	70,584,775	64.68%	100,543,940	92.91%		
May	71,023,409	65.08%	101,530,967	93.82%		
June	114,885,450	105.27%	110,320,643	101.95%		
BUDGET	109,133,898	100.00%	108,215,137	100.00%	109,511,368	100.00%



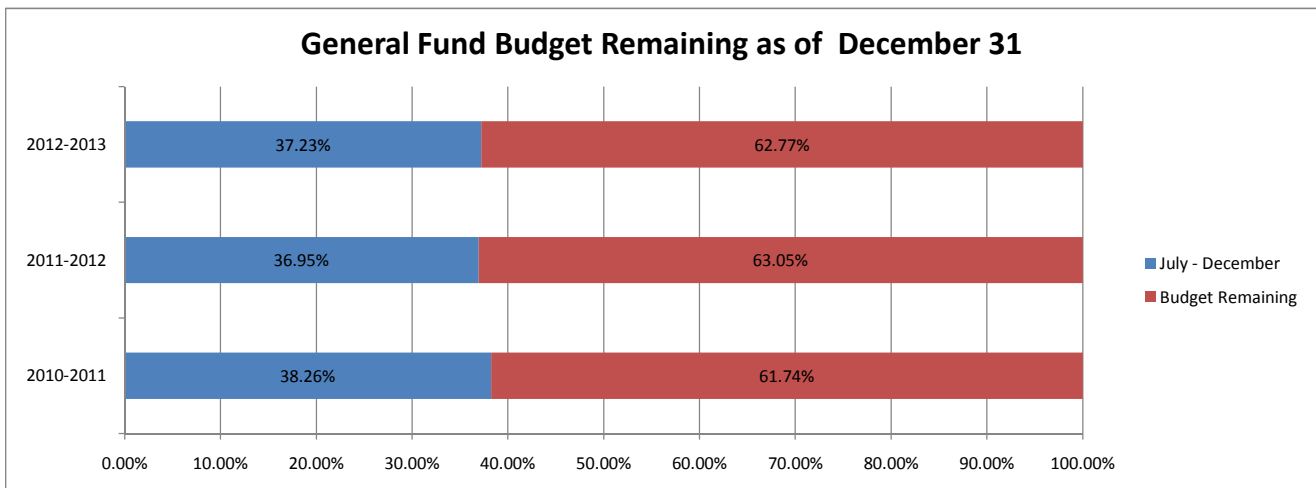
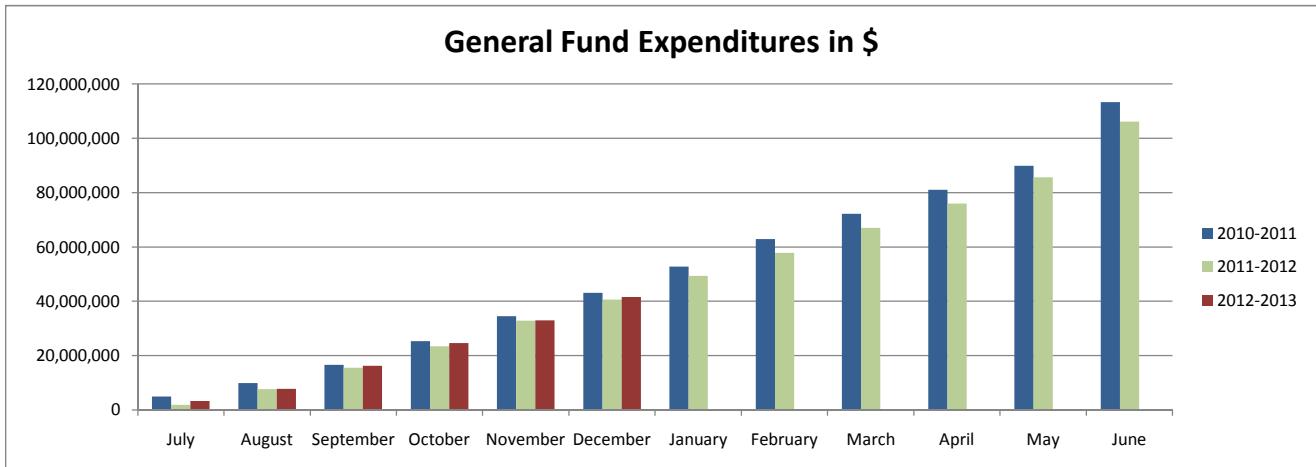
**REVENUE COMPARISON
ALL FUNDS**

	2010-2011		2011-2012		2012-2013	
	\$	%	\$	%	\$	%
July	3,960,044	2.43%	7,383,166	5.12%	6,717,367	4.56%
August	19,404,774	11.90%	25,261,709	17.51%	25,348,903	17.19%
September	33,360,592	20.49%	41,882,133	29.02%	42,917,836	29.11%
October	48,751,886	29.94%	59,133,007	40.97%	53,192,279	36.08%
November	57,799,789	35.49%	67,424,877	46.72%	42,858,382	29.07%
December	62,794,901	38.56%	69,852,511	48.40%	70,557,970	47.86%
January	75,192,383	46.17%	80,977,156	54.91%		
February	64,338,993	39.51%	90,046,599	61.06%		
March	74,733,309	45.89%	103,238,821	70.01%		
April	99,609,270	61.17%	109,880,526	74.51%		
May	100,463,856	61.69%	112,034,809	75.97%		
June	170,589,680	104.76%	147,941,735	100.32%		
BUDGET	162,845,064	100.00%	147,471,770	100.00%	147,425,062	100.00%



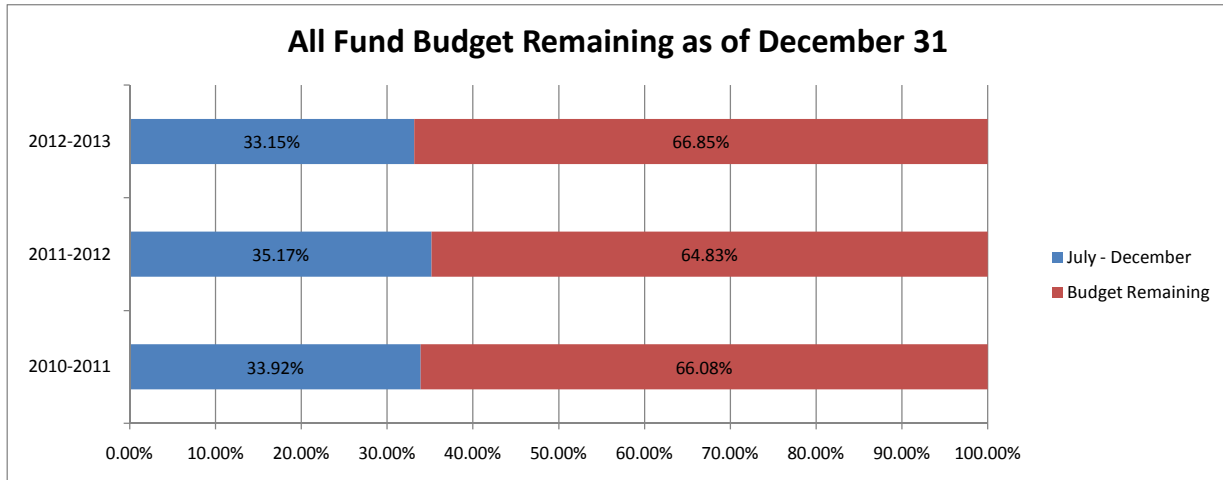
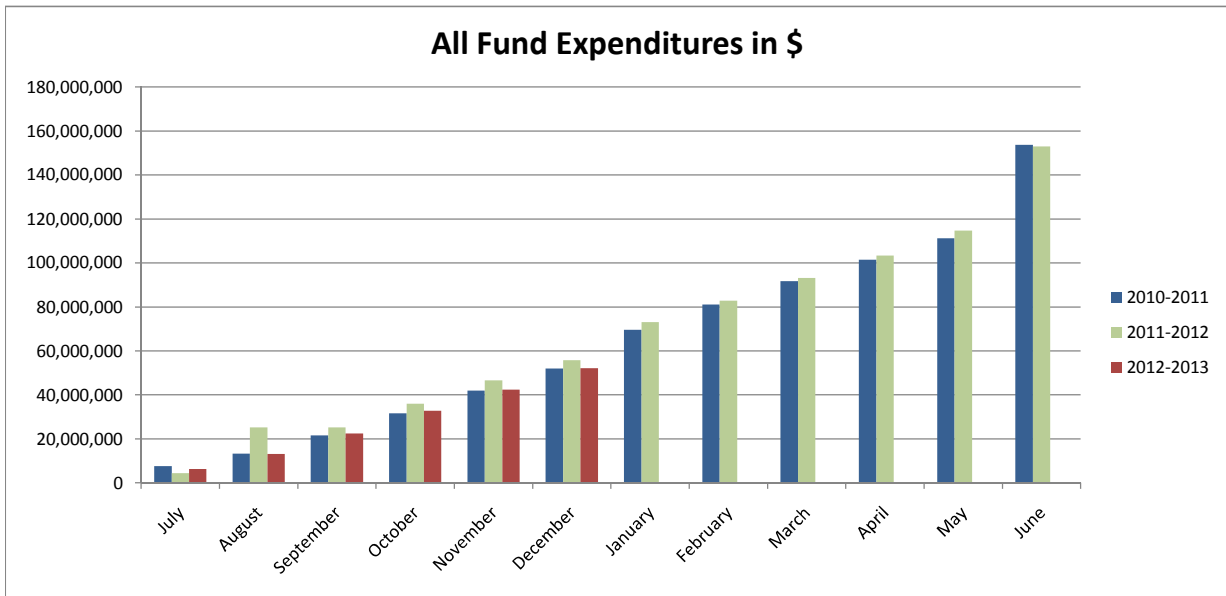
**EXPENDITURE COMPARISON
GENERAL FUND**

	2010-2011		2011-2012		2012-2013	
	\$	%	\$	%	\$	%
July	4,922,278	4.36%	1,920,659	1.75%	3,291,612	2.95%
August	9,854,424	8.74%	7,602,157	6.91%	7,718,161	6.91%
September	16,577,212	14.70%	15,549,941	14.13%	16,257,842	14.55%
October	25,373,519	22.49%	23,463,345	21.32%	24,586,322	22.00%
November	34,477,970	30.57%	32,846,900	29.85%	32,970,837	29.51%
December	43,159,365	38.26%	40,659,617	36.95%	41,601,752	37.23%
January	52,790,539	46.80%	49,371,206	44.87%		
February	62,902,754	55.76%	57,853,489	52.58%		
March	72,217,528	64.02%	67,054,177	60.94%		
April	81,095,423	71.89%	75,967,418	69.04%		
May	89,930,101	79.72%	85,694,257	77.88%		
June	113,377,017	100.51%	106,139,768	96.46%		
BUDGET	112,801,550	100.00%	110,032,711	100.00%	111,732,524	100.00%



**EXPENDITURE COMPARISON
ALL FUNDS**

	2010-2011		2011-2012		2012-2013	
	\$	%	\$	%	\$	%
July	7,653,209	4.99%	4,443,384	2.80%	6,237,592	3.97%
August	13,296,265	8.68%	25,261,709	17.51%	13,194,220	8.39%
September	21,612,757	14.10%	25,168,247	15.85%	22,408,191	14.25%
October	31,685,546	20.68%	35,939,090	22.64%	32,775,109	20.84%
November	41,975,355	27.39%	46,557,513	29.33%	42,419,942	26.97%
December	51,987,145	33.92%	55,841,757	35.17%	52,138,868	33.15%
January	69,667,002	45.46%	73,137,729	45.38%		
February	81,081,869	52.91%	82,827,435	51.39%		
March	91,721,194	59.85%	93,227,208	58.70%		
April	101,449,986	66.20%	103,394,820	64.16%		
May	111,236,213	72.59%	114,729,069	71.19%		
June	153,708,757	100.30%	152,945,362	94.91%		
BUDGET	153,243,891	100.00%	161,149,725	100.00%	157,261,314	100.00%



Burnsville School District and Headway Emotional Health Services

January 17, 2013

School Board

Meeting



Collaboration History

- o The idea was driven by conversations between the Burnsville School Superintendent, Randall Clegg, and Headway's CEO, Pat Dale.
- o The project was tirelessly championed by Dawn Willson, RN, Health Services Director in Burnsville Schools in her meetings with Mark McNamer, Manager, Client Services at Headway.
- o The goal is to help youth struggling with mental health issues stay in school and meet their academic potential.
- o The mission is to provide mental health services to those that are insured, underinsured and uninsured.

LAUNCH!

- o The launch was to have mental health services provided in every school within the Burnsville School District by Headway Emotional Health Services starting in the 2011-2012 academic year .
- o Multiple planning meetings were held with key staff and all Principals.
- o Headway recruited, hired and trained 10 Mental Health Providers.

Staffing

Headway hired: 5 Social Workers

3 Professional Counselors

1 Marriage of Family Therapist

1 Doctoral Psychologist

To see our staff go to:

www.headway.org

Tab at top on “About Us”

Tab at left on “School Based Therapists”

The First Year

- o 650 Youth received billable mental health services
- o 3493 units of therapy were delivered averaging 5.37 visits/youth
- o 434 hours of non-reimbursed therapy provided
- o 5300 ancillary support contacts with youth, staff or families

Ancillary Support Contacts

- o School Conferences 49
- o School Groups 21
- o Initial Inquiries 503
- o Parent Consults 1397
- o Staff Consults 2468
- o School Meetings 168
- o Student Drop-ins 669

Topics of Concern

o Mental Health	75.3%
o Family	11.4%
o Crisis	4.1%
o Chemical Health	3.3%
o Homelessness	2.0%
o Grief	1.5%
o Bullying	1.2%
o GLBT	.03%

Treatment Outcomes

Pre/Post Treatment Surveys

Pre and Post Treatment Surveys were completed with scoring as follows:

1-never

2-sometimes

3-half the time

4-most of the time

5-always

Results based on 122 youth that completed both pre and post treatment surveys

Treatment Outcomes

Pre/Post Treatment Surveys

	Pre Tx rating 3 +	Post Tx rating 3+
An adult to talk to	74%	85%
Can talk to parents	58%	69%
Can control anger	58%	79%
Make good choices	80%	82%
Like Myself	68%	83%
Feel Happy	77%	80%
Get along with peers	88%	90%

School Outcomes

Average Absences of Youth Served

Average Disciplinary referrals in Youth Served

Average Suspensions in Youth Served

Average Absences of Youth Served

Elementary		
	2011	8
	2012	3
Junior High		
	2011	12
	2012	2
High School		
	2011	3
	2012	2

Significance

The decrease in absences in the Elementary and Junior High represented a meaningful decrease. The change at the High School was not significant.

The real power of the results are difficult to discern unless they can be compared to the absences seen in those students that did not receive services.

District Attendance for Youth Served

Average District Absences of Youth Served

2011	7 days
2012	3 days

Average Disciplinary Referrals for Youth Served

Elementary

2011 1
2012 2.5

Junior High

2011 6.5
2012 5

High School

2011 3.5
2012 2.5

Significance

The increase in behavioral referrals in the Elementary School doubled. This could possibly be related to the emotional dysregulation that can occur when therapeutic issues are broached.

Again it is difficult to discern the true significance unless comparison data is available for those not receiving treatment.

Significance

Disciplinary referrals were reduced in those receiving services in both the Junior High and the Senior High School. The decrease was small and it is difficult to determine if it is a real change without cohort data.

District Disciplinary Referrals for Youth Served

Average District Disciplinary Referrals

2011	4
2012	3

Average Suspensions for Youth Served

Elementary School

2011 1

2012 1.5

Junior High

2011 1.5

2012 2.25

High School

2011 1.4

2012 1.6

Significance

The average suspensions in all three academic areas increased but none of them increased significantly.

Again, the true significance of the changes would best be highlighted by having comparison data of those youth being suspended that did not receive services.

District Suspensions for Youth Served

Average District Suspensions

2011 1.4

2012 1.75

2012-2013 Changes

During the start up year, Headway decided to place equal coverage at each school location. This included each Elementary School getting a half time therapist, the three Junior Highs and ALC sharing one therapist and the High School having one full time therapist.

Starting the 2012-2013 school year, the staffing was changed based on the needs identified in 2011-12. Staffing is more fluid. Each therapist now has a home base school and provides services to an additional school that indicated limited need in the 2011-2012 academic year.

2012-2013 Changes

During the summer Headway instituted a program of seeing clients as needed and as available. This did create some problems with transportation and availability for students.

During the 2013 summer, Headway will institute a blended model of in office and in-home therapy to better serve all students that have a need for therapy.

Special Thanks!

Randy Clegg, School Superintendent

Dawn Willson, RN, Health Services Director,
Burnsville School District

All of the School staff members that have
collaborated with us to help these youth strive
for their potential

Success Stories



Success2.msg



Sucess4.msg

Speaker

Ann Meehan, MS, Counseling

Serving Students at Edward Neill and Rahn
Elementary Schools



**Agenda V.B.
January 17, 2013**

To: Members, Board of Education

From: Lisa K. Rider, Executive Director of Business Services

Date: January 17, 2013

Re: Approval of Agent of Record for Group Insurance

RECOMMENDATION: That the Board of Education approve Corporate Health Systems, Inc. as the Agent of Record for Group Insurance for the remainder of 2012-2013 school year.

We have conducted interviews for Broker services that assist us in analyzing and gathering information used in our management of our Group Insurances related to health, dental, life insurance and long-term disability. As a result of this process we recommend a change in our Agent of Record and Broker services from Mactavish School Benefits, Inc. to Corporate Health Systems, Inc. To allow appropriate time for the work of the new firm to address our next year renewals, we recommend a change in Agent of Record effective January 18, 2013.