

**Regular School Board Meeting
Monday, September 28, 2020, 7:00 PM
Pipestone Area Schools
MS/HS Auditorium
1401 7th St SW
Pipestone, MN 56164**

AGENDA

1. Call to Order
2. Pledge of Allegiance
3. Approval of Agenda
 1. Additions
 1. *Autumn Mendro, Paraprofessional (6.2.6)*
 2. *Letter of Resignation from Bobbi Lemke, Paraprofessional (6.6)*
 3. *First Reading of Certified Staff Seniority List 2020-2021 (10.2)*
 4. *First Reading of Paraprofessional Seniority List 2020-2021 (10.3)*
 5. *First Reading of Secretary, Custodian, and AP Seniority List 2020-2021 (10.4)*
 6. *Approve Change Order Request, Thompson Electric (11.4)*
 2. Deletions
 3. *Approve High School Activity Bills for September (7.5)*
4. Public Forum
5. Presentation
6. Consent Agenda
 1. Approve Minutes of the Regular School Board Meeting of August 31, 2020
 2. Approval of Contracts and/or Work Agreements
 1. Melanie Johnson, Paraprofessional
 2. Jim Baustian, Light Technician
 3. Jennifer Dunn, Sound Technician
 4. Leann Zins Enninga, Long-Term Teacher Sub
 5. Cortney Kounkel, Paraprofessional
 6. *Autumn Mendro, Paraprofessional*
 3. Approval of Gifts to the School
 1. True Value Foundation, Donation of a Health & Safety Kit, Value \$700.00
 2. Christ the King Lutheran Church, Donation of \$100.00 to the Wellness Room
 3. Gray Township, Donation of \$5,250.00 to Coronavirus Relief
 4. Terry G. Peterson, Donation of \$100.00 to Meinders Community Library
 4. Approval of Lane Change
 1. Lauren Olson, MA+30
 5. Letter of Resignation from Roxanne Bickford, Night Custodian
 6. *Letter of Resignation from Bobbi Lemke, Paraprofessional*
7. Financials
 1. Elementary Building Budget Year-to-Date
 1. Review New Elementary Building Bills
 2. Approve Treasurer's Report for Elementary Building Bond for August
 2. Review of Budget Year-to-Date
 3. Approve Treasurer's Report for August 2020
 4. Approve Regular Bills for September
 5. ~~Approve High School Activity Bills for September~~
8. Board Forum/Information
 1. Board Reports and Updates

9. Administrator's Report
 1. Superintendent's Board Report - Enrollment
 2. Principal's Board Report
 3. Director of CTL Report
10. Discussion Items
 1. Minnesota State High School League Fees
 2. *First Reading of Certified Staff Seniority List 2020-2021*
 3. *First Reading of Paraprofessional Seniority List 2020-2021*
 4. *First Reading of Secretary, Custodian and AP Seniority List 2020-2021*
11. Board Action
 1. Approve Snow Removal Quotes for 2020-2021
 2. Memorandum of Agreement with South Dakota State University
 3. Certify Proposed Levy Limitation and Certification Report for 2020 Payable 2021 (Set Truth in Taxation Meeting, December 21, 2020, 7:00PM)
 4. *Approve Change Order Request, Thompson Electric*
12. Adjournment

Minutes of Regular School Board Meeting

Pipestone Area Schools

A Regular School Board Meeting of the Board of Trustees of Pipestone Area Schools was held Monday, August 31, 2020, beginning at 7:00PM in the MS/HS Auditorium.

Members Present: Chairman Jeff Baatz; Directors Brad Carson, Lance Oye, Marcy Pals, Katie Wiese, Amy Nelson and Randy Erdman (via ITV). Also present – Ex-Officio Kevin Enerson, Jacque Kennedy, Cory Strasser, Melany Wellnitz, Toni Baartman, and Deb Peschon.

Visitors Present: Kyle Kuphal, Daphne Likness, Marci Mahik and Dave Dulas.

Call to Order: Chairman Baatz called the meeting to order at 7:00PM

Pledge of Allegiance

Approval of Agenda

Additions:

Logan Stahl, Tech Para

Kristen Brockberg, Grades 3-5 Distance Learning Teacher

Facilities Use Agreement with Minnesota West, Pipestone Campus

Weight Fitness Room Addition

Motion by Oye, second by Wiese, approved the agenda as presented. Motion carried unanimously.

Public Forum: None

Presentation: None

Consent Agenda

Approve Minutes from the Regular School Board Meeting of July 27, 2020:

Approve Minutes from the Special Meeting of August 11, 2020:

Approval of Contracts or Work Agreements:

Jennifer Swanson, Paraprofessional:

Brittney Ference, Paraprofessional:

Logan Stahl, Tech Para:

Kristen Brockberg, Grades 3-5 Distance Learning Teacher:

Approval of Subs to the District: Jake Evans and Michael Sigmond, Teacher Sub

Correspondence

Letter of Resignation from Trinidad Garcia, Paraprofessional:

Letter of Resignation from Cathie Burris, Paraprofessional:

Letter of Resignation from Mariah and Micah Thiessen, 7th & 8th Grade Volleyball:

Approval of Gifts to the School

Christ the King Lutheran Church, Donation of \$100.00 to the Wellness Room:

Jasper Lions Club, Donation of \$300.00 for Reach out and Read:

Approval of Lane Changes

Evelyn Klein, BA+15:

Leslie Wajer, MA+60:

Erika Bierman, BA+45:

Approve Football Volunteer: Jay Johnson

Motion by Erdman, second by Pals, approved all items in the Consent Agenda. Motion carried unanimously.

Financials

Elementary Building Budget Year-to-Date: The elementary building budget year-to-date shows expenditures as of August 19, 2020 at \$8,501,735.58. This was non-action.

Review New Elementary Building Bills: The new building bills paid through August 18, 2020 totaled \$3,055,122.54. These are included in the regular monthly bills, so this was non-action.

Approve Treasurer's Report on Elementary Building Bond for July: The treasurer's report on the elementary building bond for month ended July 31, 2020 shows a cash balance of \$22,995,700.88. Motion by Wiese, second by Nelson, approved the report. Motion carried unanimously.

Review of Budget Year-to-Date: The budget year-to-date shows expenditures as of August 25, 2020 at \$13,339,385.90 or 94%. This was non-action.

Approve Treasurer's Report for July 2020: The treasurer's report for month ended July 31, 2020 has a cash balance of \$6,448,802.63. Motion by Erdman, second by Oye, approved the report. Motion carried unanimously.

Approve Payment of Regular Monthly Bills: Monthly bills paid through August 20, 2020 totaled \$3,685,689.37. Motion by Carson, second by Oye, approved payment of the regular monthly bills. Motion carried unanimously.

Approve Payment of High School Activity Bills: High School Activity bills paid through August 26, 2020 totaled \$1,832.88. Motion by Pals, second by Nelson, approved payment of the bills. Motion carried unanimously.

Board Forum/Information

Board Reports and Updates: Oye asked about a barrier around the fire hydrant before it gets broke off. Wiese asked about the new visitor's entrance and if it is functional yet. The Facility Steering Committee met and everything is moving along well. There will be lots of concrete going in. Board members stated they liked the new circle drive and that it flows much better.

Administrator's Report

Principal's Report: Strasser reported school is off to a good start and it's eerily quiet at times with half of the students here. High School teachers are having challenges with students checking in. They are looking at finding ways to build routine and find engagement. Schedules are in place and some study halls have been added to balance class sizes. Baartman reported the kids and staff are excited to be back in school. Changes were made with lunch for 3rd and 4th grade along with drop off and pick up changes.

Director of CTL Report: Wellnitz stated it is nice to be back to school and she has been working with high school staff getting resources they need. There are currently forty-three elementary students doing distance learning. Another teacher has been hired for grades 3-5 distance learning with the numbers getting so large. There are around thirty-five distance learners in the MS/HS, with 7th and 9th grade being the heaviest.

Superintendents Report: August enrollment is 1104, lower than anticipated. This may be due to the increased numbers of students being homeschooled. Enerson impressed upon the principals to remind parents that we can do Distance Learning, but we can't make them. The start of the school year has gone well. He reviewed Covid Relief Funding received through the State and Federal Government, the guidelines and the timeframe the money needs to be spent. Enerson spoke with the SW Regional Development Commission and they will be working on an RFP for third party vendors to see if there's interest in regards to a solar field. We are not coming up with anything better for repairs to the turbine.

Discussion Items: None

Board Action

Appointment of Federal Title Representative and Homeless Liaison – Toni Baartman: Motion by Wiese, second by Nelson, approved to appoint Toni Baartman as the Federal Title Representative and Homeless Liaison. Motion carried unanimously.

Approve Transportation Contract with Southwest Minnesota Christian Schools: Motion by Carson, second by Oye, approved the transportation contract with SW Minnesota Christian Schools. Motion carried unanimously.

Approve Policy 522 – Title IX Sex Discrimination Policy, Grievance Procedure and Process: Motion by Wiese, second by Oye approved Policy 522. Motion carried unanimously.

Policy 808, Covid-19 Face Covering Policy: Motion by Carson, second by Baatz, approved Policy 808. Motion carried unanimously.

Facilities Use Agreement with Minnesota West, Pipestone Campus: Motion by Pals, second by Oye, approved the Facilities Use Agreement with Minnesota West, Pipestone Campus. Motion carried unanimously.

Weight Fitness Room Addition: Motion by Oye, second by Carson, approved constructing a new weight fitness room. Motion carried unanimously.

Adjournment

Motion by Wiese, second by Carson approved to adjourn the meeting at 7:55PM. Motion carried unanimously.

Jeff Baatz, Chairman

Marcy Pals, Clerk

Approved and dated by the board September 28, 2020.
Submitted, Deb Peschon

ISD #2689 School Board

August 31, 2020

**MINUTES OF THE REGULAR SCHOOL BOARD MEETING OF INDEPENDENT SCHOOL DISTRICT
#2689, PIPESTONE COUNTY, PIPESTONE, MINNESOTA**

A regular meeting of the School Board, ISD #2689, was held in the MS/HS Auditorium on August 31, 2020 at 7:00 p.m.

The following members were present: Jeff Baatz, Katie Wiese, Amy Nelson, Marcy Pals, Brad Carson, Lance Oye and Randy Erdman (via ITV). Also present: Ex-Officio Kevin Enerson; Jacque Kennedy, Melany Wellnitz, Cory Strasser, Toni Baartman, Deb Peschon, Kyle Kuphal, Daphne Likness, March Mahik and Dave Dulas.

Chairman Baatz called the meeting to order. The Pledge of Allegiance was recited. Motion by Oye, second by Wiese, approved the agenda as presented. Motion carried unanimously. There were no visitors to address the board. Motion by Erdman, second by Pals, approved all items in the Consent Agenda. Motion carried unanimously. Items approved were minutes from the regular school board meeting of July 27, 2020; minutes from the special school board meeting of August 11, 2020; approved contracts and/or work agreements for Jennifer Swanson and Brittney Ference, paraprofessionals; Logan Stahl, tech para and Kristen Brockberg, Grades 3-5 distance learning teacher; approved Jake Evans and Michael Sigmond as teacher subs; approved letters of resignation from Trinidad Garcia and Cathie Burris, paraprofessionals and Micah and Mariah Thiessen, 7th and 8th grade volleyball; approved gifts from Christ the King Lutheran Church, donation of \$100.00 to the wellness room and Jasper Lions Club, donation of \$300.00 for Reach out and Read; approved lane changes for Evelyn Klein, BA+15; Leslie Wajer, MA+60 and Erika Bierman BA+45 and approved Jay Johnson as a football volunteer.

Financials - The elementary building budget year-to-date shows expenditures as of August 19, 2020 at \$8,501,735.58. This was non-action. The new elementary building bills paid through August 18, 2020 totaled \$3,055,122.54. These are included in the regular monthly bills, so this was non-action. The treasurer's report on the elementary building bond for month ended July 31, 2020 shows a cash balance of \$22,995,700.88. Motion by Wiese, second by Nelson, approved the report. Motion carried unanimously. Monthly bills paid through August 20, 2020 totaled \$3,685,689.37. Motion by Carson, second by Oye, approved payment of the regular monthly bills. Motion carried unanimously. High School Activity bills paid through August 26, 2020 totaled \$1,832.88. Motion by Pals, second by Nelson, approved payment of the bills. Motion carried unanimously. Administrative Reports were given. There were no discussion items.

Board Action - Motion by Wiese, second by Nelson, approved to appoint Toni Baartman as the Federal Title Representative and Homeless Liaison. Motion carried unanimously. Motion by Carson, second by Oye, approved the transportation contract with SW Minnesota Christian Schools. Motion carried unanimously. Motion by Wiese, second by Oye approved Policy 522, Title IX Sex Discrimination Policy, Grievance Procedure and Process. Motion carried unanimously. Motion by Carson, second by Baatz, approved Policy 808, Covid-19 Face Covering Policy. Motion carried unanimously. Motion by Pals, second by Oye, approved the Facilities Use Agreement with Minnesota West, Pipestone Campus. Motion carried unanimously. Motion by Oye, second by Carson, approved constructing a new weight fitness room. Motion carried unanimously.

Motion by Wiese, second by Carson approved to adjourn the meeting at 7:55PM. Motion carried unanimously.

Dated: August 31, 2020. Approved and dated by the board September 28, 2020.

Attest: Deb Peschon, Recording Secretary



Dear Education Professional,

Educational Heroes Safety Campaign

Protecting our Frontline Educational Heroes to Allow our Kids to Learn

True Value Foundation (TVF) is focused on helping youth succeed with tools and resources to achieve their potential. Our children's greatest resources are their educators and school staff. To ensure that our children get their best educational experience under these trying circumstances, everything possible needs to be done to keep our educators and school staff safe.

In partnership with True Value retailers, the True Value Foundation is proud to announce that health and safety kits will be provided to schools across the country via the newly created Educational Heroes Safety Campaign.

Over 700 schools across the country will be awarded health and safety kits that will include hand-sanitizer, KN-95 masks, and hand-soap to help protect those educators and staff serving our youth.

Your school has been chosen to receive the free assortment of products.

The health and safety kit awards for schools across the nation will be administered by True Value Company through local True Value Retailers.

Working together, True Value Foundation, True Value retailers, and True Value Corporation will help keep our frontline educational heroes safe and your students learning.

For future needs we have attached a listing of items available from your local True Value Retailer.

Please reach out to them directly if you have any questions.

Thank you for all of your efforts keeping your teachers and students safe.

Sincerely,

The True Value Foundation

True Value
FOUNDATION®

True Value Retail Support Center 8600 W. Bryn Mawr Ave. • Chicago, IL 60631 • 773.695.5000

7
True Value Manufacturing • 201 Jandus Rd. • Cary, IL 60013 • 800.323.7545

Independent School District No. 2689
Pipestone, Minnesota 56164

Date 9-9-2020 28571

Received of Christ the King Lutheran Church Amount \$ 100 -

For Donation to Wellness Room

Code							Amount	Description
							100 -	check

Signed [Signature]

THIS CHECK IS VOID WITHOUT THE SAFETY FEATURES LISTED ON THE BACK

Apply to account: **CTK - - CHRIST THE KING LUTHERAN CHURCH**

18082030854

CHRIST THE KING LUTHERAN CHURCH
PO Box 682
PIPESTONE, MN 56164-2227

78-844
0914


DATE
08/18/2020

0006601456

First Bank & Trust
P.O. Box 5057
Brookings SD 57006-5057

PAY **ONE HUNDRED DOLLARS AND NO/100**
TO THE **PAS WELLNESS ROOM**
ORDER OF

AMOUNT
****\$100.00**



Signature on File -
account holder has pre-approved this check
Void After 90 Days

⑈0006601456⑈ ⑆091408446⑆ 115887⑈

Warrant No. 2188877

GRAY TOWN OF

08-20-20

\$5,250.00

Transaction No.	Agency Name	Phone No.	Cust Acct No.	Invoice ID	Message	Amount
G90 0008252718	REVENUE/INTERGOVT	651/556-6092	TOWN-590008 COVI	22148A359000	CORONAVIRUS RELIEF AID	5,250.00

THIS DOCUMENT CONTAINS MULTIPLE FRAUD DETERRENT SECURITY FEATURES - SEE REVERSE

16443776

21888877

Date: 08-20-20



MINNESOTA MANAGEMENT & BUDGET
STATE OF MINNESOTA
 658 CEDAR STREET - STE 400
 ST. PAUL, MINNESOTA 55155-1616

NET AMOUNT
\$5,250.00

PAY TO THE ORDER OF:

GRAY TOWN OF
DAVID L MEULEBROECK TOWNSHIP TREASURER
 898 STATE HWY 30
 PIPESTONE MN 56164



Commissioner, Minnesota Management & Budget

Cash within 120 days

Security Features Included. Details on back.

TREASURER OF THE TOWN OF GRAY
PIPESTONE COUNTY STATE OF MINNESOTA
 PIPESTONE, MN 56164

2078

78-844/914

DATE 9-8-20



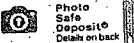
PAY TO THE ORDER OF

ISS #2689 - Pipestone Area Schools

\$ 5250

Five Thousand Two Hundred Fifty and 00/100

DOLLARS



David L Meulebroeck



P.O. Box 190
 Pipestone, MN 56164
 (507) 825-3344

FOR

⑈002078⑈ ⑆091408446⑆

200205⑈

on	FIRMLY	CEN											ENDORSED	

78-844/914

Independent School District No. 2689
 Pipestone, Minnesota 56164

Date 9-11-2020

28581

Received of Gray Township

Amount \$ 5250.00

For Donation to Coronavirus Relief Aid

Code	Amount	Description
	<u>5250.00</u>	<u>check</u>

Signed [Signature]

TERRY G. PETERSON
PH. 507-348-7676
234 51ST ST
JASPER, MN 56144

2402
72-2200/739

Aug. 31, 2020
DATE

PAY TO THE ORDER OF Meinders Community Library \$ 100⁰⁰
One hundred + 00/100 DOLLARS

Security features included. Details on back.



FOR _____

Terry Peterson MP

⑆073922005⑆ ⑈ 25 585 5⑈2402

Independent School District No. 2689
Pipestone, Minnesota 56164

Date 9-17-20

28598

Received of Terry Peterson Amount \$ 100-

For Donation to Meinders Comm Library

Code								Amount	Description
								100-	check

Signed 100

Kraus-Anderson			
Funding			
			9/23/2020 Balance
Description			
Project Funds Available	\$28,281,962.19		Per Piper Jaffray
Parking lot Abatement Funding	\$0.00		TBD
Food Service Funding	\$150,000.00		TBD
LTFM Funding	\$0.00		
Project Bond Interest Earnings	\$515,000.00		Projection
Total Available	\$28,946,962.19		
			9/23/2020
Construction Cost Budget	Budget	Expenditures	Balance
Current Construction Value(Subcontracts)	\$21,561,362.22	(\$8,415,767.93)	\$13,145,594.29
Project General Conditions&Reimbursables	\$860,616.00	(\$103,926.55)	\$756,689.45
Kraus Anderson Site Services	\$1,217,849.00	(\$396,233.94)	\$821,615.06
Construction Contingency	\$708,955.16	\$0.00	\$708,955.16
Kraus Anderson Construction Management Fee	\$472,797.00	(\$112,400.00)	\$360,397.00
Total Construction Budget	\$24,821,579.38	(\$9,028,328.42)	\$15,793,250.96
Soft Cost Budget	Budget	Expenditures	Balance
A/E Fees(ISG)including 7% of Construction Contingency	\$1,802,522.47	(\$1,756,744.97)	\$45,777.50
A/E Additional Services(Added Scope Design)\$20,000 included in line above	\$100,871.50	(\$37,850.50)	\$63,021.00
A/E Contingency Budget	\$74,799.34	\$0.00	
Building Permit Plan Review	\$111,253.00	(\$104,052.88)	\$7,200.12
SAC/WAC Costs	\$0.00	\$0.00	\$0.00
Geotechnical Survey Report	\$11,810.00	(\$11,810.00)	\$0.00
Special Inspections Testing	\$79,243.00	(\$19,552.75)	\$59,690.25
Commissioning/Test and Balance	\$25,400.00	(\$4,089.00)	\$21,311.00
Plans Production/Distribution	\$10,000.00	(\$1,147.50)	\$8,852.50
Total Soft Cost Budget	\$2,215,899.31	(\$1,935,247.60)	\$205,852.37
Owner Cost Budget	Budget	Expenditures	Balance
Telecommunications Tower Removal	\$9,825.00	(\$9,425.80)	\$399.20
Initial Surveying(Set Controls and Benchmarks)	\$5,000.00	(\$1,800.00)	\$3,200.00
Loan expenses or bonding costs	\$106,956.50	(\$73,456.50)	\$33,500.00
Furniture Fixtures and Equipment	\$750,000.00	(\$5,442.90)	\$744,557.10
Technology Equipment	\$250,000.00	(\$66,970.74)	\$183,029.26
Decommission Hill and Brown Schools	\$625,000.00	(\$15,000.00)	\$610,000.00
Legal Fees	\$40,000.00	(\$33,000.00)	\$7,000.00
Mis Owner Expense	\$105,000.00	(\$28,076.04)	\$76,923.96
Builders Risk Insurance	\$17,702.00	(\$17,702.00)	\$0.00
Total Owner Cost Budget	\$1,909,483.50	(\$250,873.98)	\$1,658,609.52
Total Project Costs	\$28,946,962.19	(\$11,214,450.00)	\$17,732,512.19

Pipestone Area Schools ISD #2689

Voucher Detail Report by Voucher Number

Batch	Vo	St Ty	Description	SKU Code	PO No	Loc	L	Fd	Org	Pro	Crs	Fin	O/S	Prd	Dist %	Units	Rate	Disc %	Amount	
1	9278		ISG					08/19/2020		66344										
	86860		Consult & Serv.fees																	
		P I	Consult & Serv.fees			101	E	06	005	870	000	000	305	202102	100.00%	1.00	32,995.00	100.00%	32,995.00	
																			Voucher Total	32,995.00
1	01140		JERS ELECTRIC INC					08/26/2020		2433										
	86951		Build Acq/Construct, General St																	
		P I	Build Acq/Construct, OUTLETS			101	E	06	005	870	000	000	520	202102	100.00%	1.00	508.00	100.00%	508.00	
																			Voucher Total	508.00
1	9892		JOHNSON FEED, INC					08/31/2020		ORDER 357752										
	86986		Build Acq/Construct																	
		P I	Build Acq/Construct			101	E	06	005	870	000	000	520	202102	100.00%	1.00	773.85	100.00%	773.85	
																			Voucher Total	773.85
1	9926		DTB SYSTEMS					08/31/2020		6766AB										
	86987																			
		P I	Build Acq/Construct			101	E	06	005	870	000	000	520	202102	100.00%	1.00	32,242.50	100.00%	32,242.50	
																			Voucher Total	32,242.50
1	8653		AGC NETWORKS INC					08/31/2020		8010001068										
	86988		Build Acq/Construct																	
		P I	Build Acq/Construct			101	E	06	005	870	000	000	520	202102	100.00%	1.00	330.00	100.00%	330.00	
																			Voucher Total	330.00
1	8653		AGC NETWORKS INC					08/31/2020		9100000017										
	86989		Build Acq/Construct																	
		P I	Build Acq/Construct			101	E	06	005	870	000	000	520	202102	100.00%	1.00	119.67	100.00%	119.67	
																			Voucher Total	119.67
1	9916		SHI INTERNATIONAL CORP.		17253			08/31/2020		B12037121										
	87016																			
		P I	INTERACTIVE DISPLAY FOR OFFICE REM MP			101	E	06	005	870	000	000	555	202102	100.00%	1.00	3,856.90	100.00%	3,856.90	
																			Voucher Total	3,856.90
1	9576		PREMIER FURNITURE AND EQUIPMENT		17277			09/01/2020		3166										
	87034																			
		P I	OTG11820B(CX) Wood Guest Chair Cordov: MP			1	E	06	005	870	000	000	530	202103	100.00%	4.00	220.00	100.00%	880.00	
			OTG13012 Square Shaped Modular Ottoma: MP			1	E	06	005	870	000	000	530	202103	100.00%	2.00	184.00	100.00%	368.00	
			OTG13007 Round Shaped Modular Ottomar: MP			1	E	06	005	870	000	000	530	202103	100.00%	2.00	169.00	100.00%	338.00	
																			Voucher Total	1,586.00

Pipestone Area Schools ISD #2689 Voucher Detail Report by Voucher Number

Batch	Vo	St Ty	Description	SKU Code	PO No	Loc	L	Fd	Org	Pro	Crs	Fin	O/S	Prd	Dist %	Units	Rate	Disc %	Amount	
1	9910		QUIST MOVING AND STORAGE		17252			09/08/2020		452917252										
	87040		Moving Furniture MS/HS Office																	
		P I	Moving Furniture MS/HS Office	MP		101	E	06	005	870	000	000	520	202103	100.00%	1.00	5,480.00	100.00%	5,480.00	
																			Voucher Total	5,480.00
1	7931		JOHNSON CONTROLS					09/14/2020		00043699278										
	87100		Build Acq/Construct, CARDREA																	
		P I	Build Acq/Construct, CARDREADER SOFTV			101	E	06	005	870	000	000	520	202103	100.00%	1.00	1,112.92	100.00%	1,112.92	
																			Voucher Total	1,112.92
1	9278		ISG					09/14/2020		66992										
	87101		Consult & Serv.fees, WEIGHT R																	
		P I	Consult & Serv.fees, WEIGHT ROOM ADDIT			101	E	06	005	870	000	000	305	202103	100.00%	1.00	25,240.00	100.00%	25,240.00	
																			Voucher Total	25,240.00
1	9723		AMERICAN ENGINEERING TESTING INC					09/14/2020		1302225										
	87102		Consult & Serv.fees, SOILS & M																	
		P I	Consult & Serv.fees, SOILS & MATERIALS			101	E	06	005	870	000	000	305	202103	100.00%	1.00	4,372.95	100.00%	4,372.95	
																			Voucher Total	4,372.95
1	9769		WELLS CONCRETE					09/14/2020		09/14/2020										
	87103		Build Acq/Construct																	
		P I	Build Acq/Construct			101	E	06	005	870	000	000	520	202103	100.00%	1.00	48,158.47	100.00%	48,158.47	
																			Voucher Total	48,158.47
1	9767		VIP FLORAL					09/14/2020		09/14/2020										
	87104		Build Acq/Construct																	
		P I	Build Acq/Construct			101	E	06	005	870	000	000	520	202103	100.00%	1.00	101,650.00	100.00%	101,650.00	
																			Voucher Total	101,650.00
1	9766		ULTRA CONCRETE					09/14/2020		09/14/2020										
	87105		Build Acq/Construct																	
		P I	Build Acq/Construct			101	E	06	005	870	000	000	520	202103	100.00%	1.00	42,750.00	100.00%	42,750.00	
																			Voucher Total	42,750.00
1	9765		TMI CORPORATION					09/14/2020		09/14/2020										
	87106		Build Acq/Construct																	
		P I	Build Acq/Construct			101	E	06	005	870	000	000	520	202103	100.00%	1.00	47,009.33	100.00%	47,009.33	
																			Voucher Total	47,009.33

Pipestone Area Schools ISD #2689 Voucher Detail Report by Voucher Number

Batch	Vo	St Ty	Description	SKU Code	PO No	Loc	L	Fd	Org	Pro	Crs	Fin	O/S	Prd	Dist %	Units	Rate	Disc %	Amount		
1	9764		THOMPSON ELECTRIC COMPANY																		
	87107		Build Acq/Construct																		
		P I	Build Acq/Construct			101	E	06	005	870	000	000	520	202103	100.00%	1.00	172,458.30	100.00%	172,458.30		
																				Voucher Total	
																					172,458.30
1	9908		STEINBRECHER PAINTING COMPANY																		
	87108		Build Acq/Construct																		
		P I	Build Acq/Construct			101	E	06	005	870	000	000	520	202103	100.00%	1.00	8,740.00	100.00%	8,740.00		
																					Voucher Total
																					8,740.00
1	9763		SPARTAN STEEL ERECTORS INC																		
	87109		Build Acq/Construct																		
		P I	Build Acq/Construct			101	E	06	005	870	000	000	520	202103	100.00%	1.00	37,943.00	100.00%	37,943.00		
																					Voucher Total
																					37,943.00
1	9761		RUSTADS FLOORING AND SLEEP CENTER LLC																		
	87110		Build Acq/Construct																		
		P I	Build Acq/Construct			101	E	06	005	870	000	000	520	202103	100.00%	1.00	159,803.30	100.00%	159,803.30		
																					Voucher Total
																					159,803.30
1	5263		MIDWESTERN MECHANICAL INC.																		
	87111		Build Acq/Construct																		
		P I	Build Acq/Construct			101	E	06	005	870	000	000	520	202103	100.00%	1.00	8,919.35	100.00%	8,919.35		
																					Voucher Total
																					8,919.35
1	9759		K&M CONCRETE CONSTRUCTION INC																		
	87112		Build Acq/Construct																		
		P I	Build Acq/Construct			101	E	06	005	870	000	000	520	202103	100.00%	1.00	168,704.60	100.00%	168,704.60		
																					Voucher Total
																					168,704.60
1	9757		JENSEN MASONRY INC																		
	87113		Build Acq/Construct																		
		P I	Build Acq/Construct			101	E	06	005	870	000	000	520	202103	100.00%	1.00	5,976.45	100.00%	5,976.45		
																					Voucher Total
																					5,976.45
1	9756		INNOVATIVE BUILDING CONCEPTS LLC																		
	87114		Build Acq/Construct																		
		P I	Build Acq/Construct			101	E	06	005	870	000	000	520	202103	100.00%	1.00	80,750.00	100.00%	80,750.00		
																					Voucher Total
																					80,750.00

Pipestone Area Schools ISD #2689 Voucher Detail Report by Voucher Number

Batch	Vo	St Ty	Description	SKU Code	PO No	Loc	L	Fd	Org	Pro	Crs	Fin	O/S	Prd	Dist %	Units	Rate	Disc %	Amount		
1	9755		HANDER INC PLUMBING AND HEATING																		
	87115		Build Acq/Construct																		
		P I	Build Acq/Construct			101	E	06	005	870	000	000	520	202103	100.00%	1.00	65,407.50	100.00%	65,407.50		
																				Voucher Total	
																					65,407.50
1	9754		F.M. ACOUSTICAL TILE INC																		
	87116		Build Acq/Construct																		
		P I	Build Acq/Construct			101	E	06	005	870	000	000	520	202103	100.00%	1.00	6,797.25	100.00%	6,797.25		
																					Voucher Total
																					6,797.25
1	9753		FARGO GLASS AND PAINT COMPANY																		
	87117		Build Acq/Construct																		
		P I	Build Acq/Construct			101	E	06	005	870	000	000	520	202103	100.00%	1.00	63,737.76	100.00%	63,737.76		
																					Voucher Total
																					63,737.76
1	9342		DUININCK, INC																		
	87118		Build Acq/Construct																		
		P I	Build Acq/Construct			101	E	06	005	870	000	000	520	202103	100.00%	1.00	563,916.58	100.00%	563,916.58		
																					Voucher Total
																					563,916.58
1	9752		DOOM AND CUYPERS CONSTRUCTION INC																		
	87119		Build Acq/Construct																		
		P I	Build Acq/Construct			101	E	06	005	870	000	000	520	202103	100.00%	1.00	15,033.97	100.00%	15,033.97		
																					Voucher Total
																					15,033.97
1	8987		DALSIN INC																		
	87120		Build Acq/Construct																		
		P I	Build Acq/Construct			101	E	06	005	870	000	000	520	202103	100.00%	1.00	330,343.50	100.00%	330,343.50		
																					Voucher Total
																					330,343.50
1	9751		CORNERSTONE PLASTERING AND DRYWALL INC																		
	87121		Build Acq/Construct																		
		P I	Build Acq/Construct			101	E	06	005	870	000	000	520	202103	100.00%	1.00	238,814.78	100.00%	238,814.78		
																					Voucher Total
																					238,814.78
1	01414		BUILDERS SUPPLY COMPANY																		
	87122		Build Acq/Construct																		
		P I	Build Acq/Construct			101	E	06	005	870	000	000	520	202103	100.00%	1.00	159,459.22	100.00%	159,459.22		
																					Voucher Total
																					159,459.22

Pipestone Area Schools ISD #2689 Voucher Detail Report by Voucher Number

Batch	Vo	St Ty	Description	SKU Code	PO No	Loc	L	Fd	Org	Pro	Crs	Fin	O/S	Prd	Dist %	Units	Rate	Disc %	Amount	
1	9749		ACTIVE HEATING INC																	
	87123		Build Acq/Construct																	
		P I	Build Acq/Construct			101	E	06	005	870	000	000	520	202103	100.00%	1.00	136,990.00	100.00%	136,990.00	
																				Voucher Total
																				136,990.00
1	9777		KRAUS-ANDERSON CONSTRUCTION COMPANY																	
	87124																			
		P I	Consult & Serv.fees			101	E	06	005	870	000	000	305	202103	100.00%	1.00	104,888.19	100.00%	104,888.19	
																				Voucher Total
																				104,888.19
1	9931		THE CAULKERS COMPANY																	
	87142		Build Acq/Construct																	
		P I	Build Acq/Construct			101	E	06	005	870	000	000	520	202103	100.00%	1.00	36,955.00	100.00%	36,955.00	
																				Voucher Total
																				36,955.00
																				Report Total
																				2,713,824.34

INDEPENDENT SCHOOL DISTRICT NO. 2689							
PIPESTONE AREA SCHOOLS							
ELEMENTARY SCHOOL BUILDING BONDS							
FOR THE MONTH ENDED AUGUST 31, 2020							
		CASH BALANCE			CASH BALANCE		CASH BALANCE
	FUND	BEGINNING			END OF		END OF
FUNDS	NUMBER	OF MONTH	NET CASH ACTIVITY		MONTH	ADJUSTMENTS	MONTH FY21
ELEMENTARY SCHOOL BOND	06	\$22,995,700.88	(\$2,852,259.17)		\$20,143,441.71		\$22,995,700.88
TOTAL		\$22,995,700.88	(\$2,852,259.17)		\$20,143,441.71	\$0.00	\$20,143,441.71
RECONCILEMENT OF TREASURE'S BALANCE WITH BANKS							
		CURRENT	BALANCE			OTHER	BALANCE PER
DESCRIPTION	ACCOUNT	RATE OF	PER BANK	OUTSTANDING	OUTSTANDING	RECONCILING	TREASURER'S
	NUMBER	INTEREST	STATEMENT	CHECKS	DEPOSITS	ITEMS	BOOKS
MNTRUST		0.07%	\$2,596,217.03	\$0.00	\$0.00	\$0.00	\$2,596,217.03
MNTRUST TERM SERIES		1.54%	\$0.00	\$0.00	\$0.00	\$0.00	\$0.00
SECURITY(BONDS OR TREASURY NOTES)		Various	\$4,310,224.68	\$0.00	\$0.00	\$0.00	\$4,310,224.68
CERTIFICATES OF DEPOSIT		Various	\$13,237,000.00	\$0.00	\$0.00	\$0.00	\$13,237,000.00
TOTAL			\$20,143,441.71	\$0.00	\$0.00	\$0.00	\$20,143,441.71
						Signed	Jacque Kennedy

Budget Presentation to the Board					
Expenditures as of 09/23/2020		FY2021			
General Fund				9/23/2020	Year to
Classification	Code	FY21 ORIG	Year to Date		Date %
Administrative Salaries	110	\$538,902.00	\$123,025.89		23%
Teacher Salaries	140	\$4,365,978.42	\$387,143.26		9%
Non-Licensed Classroom Personnel	141	\$190,489.00	\$8,736.36		5%
Licensed Instructional Support Personnel	143	\$0.00	\$0.00		0%
Non-License Instructional Support Personnel	144	\$18,522.00	\$464.01		3%
Substitute Salaries	145	\$140,000.00	\$230.00		0%
Substitute Non-Licensed Classroom Salaries	146	\$45,000.00	\$330.53		1%
Language Pathologist	152	\$74,483.00	\$6,206.92		8%
School Nurse	154	\$55,930.00	\$5,593.00		10%
Certified Paraprofessional	161	\$426,665.00	\$8,869.28		2%
Certified One-to-One Paraprofessional	162	\$213,267.00	\$5,517.54		3%
School Counselor	165	\$113,094.00	\$11,419.09		10%
Non-Instructional Support	170	\$696,932.00	\$132,544.41		19%
DAPE Specialist	174	\$56,000.00	\$0.00		0%
Other Salary Payment	185	\$362,291.00	\$46,653.32		13%
Severance	191	\$23,979.00	\$0.00		0%
Third Party Pay Expense Salaries	195	\$0.00	\$0.00		
FICA	210	\$557,409.00	\$53,549.82		10%
PERA	214	\$119,728.00	\$12,010.94		10%
TRA	218	\$459,577.00	\$44,580.25		10%
Health Insurance	220	\$534,887.00	\$75,809.75		14%
Life Insurance	230	\$5,507.00	\$792.49		14%
Dental Insurance	235	\$1,115.00	\$270.60		24%
Long Term Disability	240	\$336.00	\$84.06		25%
TSA Match	250	\$88,625.00	\$9,424.25		11%
Employer Sponsored HSA's	251	\$80,296.00	\$39,801.72		50%
Workmens Comp	270	\$48,369.00	\$6,443.38		13%
Unemployment Compensation	280	\$5,000.00	\$0.00		0%
Other Post-Employment Benefits	291	\$66,928.00	\$0.00		0%
Third Party Pay Benefits	295	\$0.00	\$0.00		
Total Salaries and Fringe		\$9,289,309.42	\$979,500.87		11%
Other Employee Benefits	299	\$0.00	\$0.00		#DIV/0!
Fed Sub Awards Under \$25,000	303	\$1,110.00	\$25,000.00		2252%
Fed Sub Awards Over \$25,000	304	\$0.00	\$6,160.00		#DIV/0!
Consulting and Servicing Fees	305	\$195,766.00	\$21,826.04		11%
Services Purchased from Coop	316	\$124,311.00	\$18,765.11		15%
Computer and Technology Services	319	\$0.00	\$0.00		#DIV/0!
Communications/Phone	320	\$52,877.00	\$6,708.09		13%
Postage and Express	329	\$8,735.00	\$2,016.83		23%
Utility Services	330	\$287,308.00	\$36,921.91		13%
Property Insurance	340	\$91,821.00	\$96,659.57		105%
Repairs and Maintenance	350	\$85,097.00	\$15,045.71		18%
Transportation	360	\$1,141,612.00	\$9,050.18		1%
Travel	366	\$109,132.00	\$20,950.41		19%
Entry Fees/Student Travel	369	\$49,725.00	\$600.00		1%
Rentals and Leases	370	\$73,616.00	\$22,295.46		30%
Third Party Reimbursement Services	385	\$0.00	\$0.00		0%
To Other MN School Districts	390	\$103,685.00	\$14,475.84		14%
To Out of State Districts	392	\$62,200.00	\$1,347.29		2%
Special Ed Contracted Services	393	\$263,450.00	\$0.00		0%
To Non-Ed Agency	394	\$175,100.00	\$3,364.00		2%
Spec Ed Salary Purchased from Co-op	396	\$358,243.00	\$125,156.22		35%
Spec Ed Benefits Purchased from Co-op	397	\$62,251.00	\$5,598.20		9%
Charge Back	398	\$0.00	\$0.00		0%
General Supplies	401	\$129,066.52	\$63,181.22		49%
Non instructional Computer Software	405	\$62,330.00	\$34,015.73		55%
Instructional Software License	406	\$61,114.68	\$51,714.36		85%
Instructional Supplies	430	\$157,177.66	\$73,753.28		47%
Individualized Materials	433	\$39,047.52	\$14,451.25		37%
Fuel for Buildings	440	\$91,684.00	\$351.61		0%
Noninstructional Tech Supplies	455	\$5,000.00	\$2,266.62		45%
Instructional Tech Supplies	456	\$6,089.00	\$5,511.45		91%
Textbooks/Workbooks	460	\$84,034.56	\$40,083.70		48%
Non-Instructional Tech Devices	465	\$1,280.00	\$0.00		0%
Instructional Technology Devices	466	\$89,958.00	\$159,234.62		177%
Library Books	470	\$17,800.00	\$0.00		0%
Audio Visual Aids	480	\$0.00	\$0.00		0%
Electronic Format	485	\$2,600.00	\$0.00		0%
Capital Non-Instruction Tech Software	505	\$8,500.00	\$8,500.00		100%
Site or Grounds Acquisition	510	\$15,000.00	\$12,990.00		87%
Building Acquisition and Construction	520	\$306,594.00	\$184,458.80		60%
Equipment Purchased	530	\$151,136.78	\$155,220.72		103%
Special Education Equipment	533	\$5,000.00	\$4,848.10		97%
Charge Back Tennis Courts	545	\$0.00	\$0.00		#DIV/0!
Eligible Pupil Transportation	548	\$0.00	\$0.00		0%
Vehicles Purchased	550	\$0.00	\$0.00		#DIV/0!
Non-Instructional Technology Hardware	555	\$97,717.48	\$0.00		0%
Capitalized Instructional Technology Hardware	556	\$0.00	\$0.00		#DIV/0!
Principal on Capital Lease	580	\$73,000.00	\$73,000.00		100%
Interest on Capital Lease	581	\$19,357.00	\$10,253.25		53%
Dues and Memberships	820	\$17,072.00	\$14,769.00		87%
Taxes and Special Assessments	896	\$1,250.00	\$0.00		0%
Affordable Care Act Penalties	897	\$8,000.00	\$0.00		0%
Miscellaneous Other Expenses	899	\$5,000.00	\$155.77		3%
Contingency		\$100,000.00	\$0.00		0%
Total		\$14,090,157.62	\$2,320,201.21		16%

The prior year to date percentage was 17%

INDEPENDENT SCHOOL DISTRICT NO. 2689								
PIPESTONE AREA SCHOOLS								
TREASURER'S REPORT TO SCHOOL BOARD								
FOR THE MONTH ENDED AUGUST 31, 2020								
		CASH BALANCE			CASH BALANCE		CASH BALANCE	
FUNDS	FUND NUMBER	BEGINNING	NET CASH ACTIVITY	END OF	ADJUSTMENTS	END OF	CASH BALANCE	CASH BALANCE
		OF MONTH		MONTH		MONTH FY21	MONTH FY21	MONTH FY20
GENERAL FUND	01,03,05	\$5,318,507.64	\$582,668.91	\$5,901,176.55		\$5,901,176.55	\$5,427,851.19	
FOOD SERVICE FUND	02	\$494,531.96	\$145,601.47	\$640,133.43		\$640,133.43	\$397,513.41	
COMMUNITY SERVICE FUND	04	\$360,157.68	(\$34,411.75)	\$325,745.93		\$325,745.93	\$268,322.08	
TOTAL OPERATING FUNDS		\$6,173,197.28	\$693,858.63	\$6,867,055.91		\$6,867,055.91	\$6,093,686.68	
BUILDING FUND	06	(\$47,945.48)	(\$208,494.41)	(\$256,439.89)		(\$256,439.89)	(\$332,743.72)	
DEBT SERVICE FUND	07	\$323,205.83	\$168,528.70	\$491,734.53		\$491,734.53	\$970,354.22	
AGENCY FUND	09	\$345.00	\$0.00	\$345.00		\$345.00	\$835.00	
CERTIFICATES OF DEPOSIT		\$0.00				\$0.00	\$0.00	
TOTAL		\$6,448,802.63	\$653,892.92	\$7,102,695.55	\$0.00	\$7,102,695.55	\$6,732,132.18	
RECONCILEMENT OF TREASURE'S BALANCE WITH BANKS								
		CURRENT	BALANCE	OUTSTANDING	OUTSTANDING	OTHER	BALANCE PER	BALANCE PER
DESCRIPTION	ACCOUNT NUMBER	RATE OF INTEREST	PER BANK STATEMENT	CHECKS	DEPOSITS	RECONCILING ITEMS	TREASURER'S BOOKS	TREASURER'S BOOKS
FIRST NATIONAL BANK-PAYROLL	200563	0.05%	\$391,297.82	(\$126.28)	\$0.00	\$0.00	\$391,171.54	\$162,903.12
FIRST NATIONAL BANK-MM	808263	0.35%	\$910,933.86	\$0.00	\$0.00	\$0.00	\$910,933.86	\$365,353.52
FIRST F&M-MM	4534150062	0.10%	\$736,342.29	(\$357,296.16)	\$9,567.25	\$0.00	\$388,613.38	\$514,076.87
MNTrust	6770	0.07%	\$1,937,201.81	\$0.00	\$0.00	\$0.00	\$1,937,201.81	\$1,727,598.67
TOTAL			\$3,975,775.78	(\$357,422.44)	\$9,567.25	\$0.00	\$3,627,920.59	\$2,769,932.18
CERTIFICATES OF DEPOSIT	CD #	Date Purchased	Maturity Date	Maturity Period	Interest Rate		Dollar Amount	Dollar Amount
Savings Deposit Acct Bank of China		4/30/2020			0.200%		\$2,005,187.49	
BMW Bank North America		11/22/2019	11/22/2021	24 Months	1.603%		\$247,468.97	
State Bank of India		11/27/2019	11/29/2021	24 Months	1.702%		\$247,718.50	
SONABANK		5/17/2019	11/17/2020	18 Months	2.538%		\$240,700.00	
Texas Capital Bank		3/9/2020	1/25/2021	10 Months	0.750%		\$248,300.00	
Farmers and Merchants Union Bank		5/17/2019	5/17/2021	24 Months	2.389%		\$238,500.00	
East Boston Savings Bank		3/9/2020	1/25/2022	22 Months	0.649%		\$246,900.00	
Total							\$3,474,774.96	\$3,962,200.00
Grand Total							\$7,102,695.55	\$6,732,132.18
						Signed	Jacque Kennedy	

Pipestone Area Schools ISD #2689 Detail Payment Register By Check

Co	Bank	Check No	Code	Rcd	Vendor	Pmt/Void Date	Pmt Type
2689	FIN	61401	7620		MASBO		Check
				E 01	005 110 000 000 820	Dues & Membership, KENNEDY	\$110.00
PO#:	Voucher #:	86848	Invoice	Invoice No:	08/17/2020	8/17/2020	Paid Amt: \$110.00
							Check Amount: \$110.00
2689	FIN	61402	5983		SIOUX VALLEY ENERGY		Check
				E 01	300 810 184 000 330	Utilities - Electricity, JULY 2020	\$50.00
PO#:	Voucher #:	86846	Invoice	Invoice No:	7058684200	8/17/2020	Paid Amt: \$50.00
			E 01	300 810 184 000 330	Utilities - Electricity, JULY 2020	\$10,070.00	
PO#:	Voucher #:	86847	Invoice	Invoice No:	7058684000	8/17/2020	Paid Amt: \$10,070.00
							Check Amount: \$10,120.00
2689	FIN	61403	7403		BOMGAARS SUPPLY INC		Check
				E 01	005 810 000 000 350	Repair&maint Service	\$22.48
PO#:	Voucher #:	86850	Invoice	Invoice No:	46-573-3	8/17/2020	Paid Amt: \$22.48
							Check Amount: \$22.48
2689	FIN	61404	3697		SW/WC SERVICE COOPERATIVE		Check
				E 01	005 110 000 000 316	Data Processing Svcs	\$250.00
PO#:	Voucher #:	86849	Invoice	Invoice No:	64681	8/17/2020	Paid Amt: \$250.00
							Check Amount: \$250.00
2689	FIN	61405	5081		HANK'S FOODS		Check
				E 01	300 211 161 000 305	Consult & Serv.fees, DRY CLEANING GRAD.	\$477.00
PO#:	Voucher #:	86851	Invoice	Invoice No:	54675	8/18/2020	Paid Amt: \$477.00
							Check Amount: \$477.00
2689	FIN	61406	5782		CENTERPOINT ENERGY		Check
				E 01	103 810 000 000 440	Fuel For Buildings, JULY 2020	\$119.37
				E 01	102 810 000 000 440	Fuel For Buildings, JULY 2020	\$115.13
				E 01	300 810 000 000 440	Fuel For Buildings, JULY 2020	\$117.11
PO#:	Voucher #:	86859	Invoice	Invoice No:	8000015159-9	8/19/2020	Paid Amt: \$351.61
							Check Amount: \$351.61
2689	FIN	61407	9921		EXPLORE LEARNING		Check
				E 01	207 203 172 000 406	One Year subscription	\$875.00
PO#: 17259	Voucher #:	86853	Invoice	Invoice No:	2468152	8/19/2020	Paid Amt: \$875.00
							Check Amount: \$875.00
2689	FIN	61408	9278		ISG		Check
				E 06	005 870 000 000 305	Consult & Serv.fees	\$32,995.00
PO#:	Voucher #:	86860	Invoice	Invoice No:	66344	8/19/2020	Paid Amt: \$32,995.00
							Check Amount: \$32,995.00

Pipestone Area Schools ISD #2689 Detail Payment Register By Check

Co	Bank	Check No	Code	Rcd	Vendor	Pmt/Void Date	Pmt Type
2689	FIN	61409	9528		LEARNING A-Z		Check
				E 01	103 203 161 000 406	Raz plus subscription	\$209.95
	PO#: 17275	Voucher #:	86854	Invoice	Invoice No: 2502523	8/19/2020	Paid Amt: \$209.95
							Check Amount: \$209.95
2689	FIN	61410	9156		LIBERTY MUTUAL INSURANCE		Check
				E 01	005 940 000 000 340	Property Insurance, FY 21	\$91,724.15
	PO#:	Voucher #:	86855	Invoice	Invoice No: 001907550	8/19/2020	Paid Amt: \$91,724.15
							Check Amount: \$91,724.15
2689	FIN	61411	5602		Mid States Audio Inc		Check
				E 01	300 810 150 000 530	WIRELESS UPGRADE	\$15,335.00
	PO#: 17142	Voucher #:	86857	Invoice	Invoice No: 31011	8/19/2020	Paid Amt: \$15,335.00
				E 01	300 850 000 302 530	Equipment Purchased, AUDITORIUM	\$54,500.00
	PO#:	Voucher #:	86858	Invoice	Invoice No: 31010	8/19/2020	Paid Amt: \$54,500.00
							Check Amount: \$69,835.00
2689	FIN	61412	01179		RATWIK ROSZAK & MALONEY PA		Check
				E 01	005 010 113 000 305	Consult & Serv.fees, JULY 2020	\$1,058.00
	PO#:	Voucher #:	86863	Invoice	Invoice No: 2689-0001	8/19/2020	Paid Amt: \$1,058.00
							Check Amount: \$1,058.00
2689	FIN	61414	7379		TEACHERS DIRECT		Check
				E 01	207 203 172 000 430	342-19279FS Plastic Study Carrels/Privacy Bc	\$69.88
				E 01	207 203 172 000 430	342-15755 HG Manilla Library Pockets	\$14.96
				E 01	207 203 172 000 430	342-105023 CD Teacher Planner	\$16.88
				E 01	207 203 172 000 430	342-151100 CD Notepad	\$2.88
				E 01	207 203 172 000 430	342-110414 CD Calendar	\$11.88
				E 01	207 203 172 000 430	342-108343 CD Border	\$3.88
				E 01	207 203 172 000 430	342-1313 CTP Happy Birthday Award	\$9.76
				E 01	207 203 172 000 430	342-50000 FS Dry Erase Easel	\$29.88
				E 01	207 203 172 000 430	342-09992 ASH Whiteboard Erasers	\$7.36
				E 01	207 203 172 000 430	342-581WBE MMM Whiteboard Eraser	\$11.76
	PO#: 17233	Voucher #:	86861	Invoice	Invoice No: 19215	8/19/2020	Paid Amt: \$179.12
							Check Amount: \$179.12
2689	FIN	61415	8925		VAST BROADBAND		Check
				E 01	300 810 000 000 320	Communications/Phone, 8/12-9/11	\$109.95
	PO#:	Voucher #:	86856	Invoice	Invoice No: 016458601	8/19/2020	Paid Amt: \$109.95
							Check Amount: \$109.95
2689	FIN	61416	5249		VISA	21	Check
				E 01	005 110 000 000 401	General Supplies	\$41.66
				E 01	300 640 172 316 366	MS/HS Staff Development, LORANG	\$103.00

Pipestone Area Schools ISD #2689 Detail Payment Register By Check

Co	Bank	Check No	Code	Rcd	Vendor	Pmt/Void Date	Pmt Type
2689	FIN	61416	5249		VISA		Check
				E 01	300 640 172 316 366	MS/HS Staff Development, DIAMOND	\$10.00
				E 01	300 050 172 000 401	General Supplies	\$31.90
				E 01	300 640 172 316 366	MS/HS Staff Development, MEETING	\$36.31
				E 01	300 258 233 000 430	Instructional Supply	\$326.00
				E 01	005 810 000 000 401	General Supplies	\$25.06
				E 01	005 810 161 000 401	General Supplies COVID	\$146.41
				E 01	005 810 161 000 401	General Supplies COVID	\$50.78
				E 01	005 810 000 000 401	General Supplies	\$103.38
				E 02	005 770 161 701 401	General Supplies covid	\$878.45
				E 01	005 810 000 000 401	General Supplies	\$11.48
				E 02	005 770 161 701 401	General Supplies covid	\$51.54
				E 02	005 770 161 701 401	General Supplies covid	\$5.11
				E 01	005 810 000 000 401	General Supplies	\$6.87
				E 01	005 810 000 000 401	General Supplies	\$154.97
				E 01	005 810 000 000 401	General Supplies	\$36.32
				E 01	005 810 000 000 401	General Supplies	\$47.88
				E 01	005 810 000 000 401	General Supplies	\$440.97
				E 01	103 640 171 316 366	Hill School Staff Development	\$120.00
				E 01	005 640 173 316 366	Curriculum Staff Development	\$107.56
				E 01	005 640 173 316 366	Curriculum Staff Development	\$29.64
				E 01	300 292 207 000 401	General Supplies	\$445.60
				E 01	300 292 000 000 401	General Supplies	\$10.15
				E 01	005 292 000 000 366	Travel, ZOLLNER	\$240.00
PO#:	Voucher #:	86852	Invoice	Invoice No:	7419	8/19/2020	Paid Amt: \$3,461.04
							Check Amount: \$3,461.04
2689	FIN	61417	8089		SCHOOL SPECIALTY		Check
				E 01	207 203 172 000 430	9-1369949-677 Bic Recycled Pencils	\$7.27
				E 01	207 203 172 000 430	9-1465021-677 Gold/Silver Permanent Marker	\$2.59
				E 01	207 203 172 000 430	9-081764-677 Retractable Highlighters Set of 4	\$6.75
				E 01	207 203 172 000 430	9-1369745-677 Neon Dry Erase Markers	\$8.31
				E 01	207 203 172 000 430	9-2005605-677 Mindset BB	\$7.79
				E 01	207 203 172 000 430	9-077363-677 RSVP Black Pen	\$7.27
				E 01	207 203 172 000 430	9-387224-677 Stickers	\$7.08
				E 01	207 203 172 000 430	SHIPPING	\$21.51
PO#: 17232	Voucher #:	86862	Invoice	Invoice No:	308103578475	8/19/2020	Paid Amt: \$68.57
						22	Check Amount: \$68.57
2689	FIN	61418	5249		VISA		Check
				E 01	005 605 150 000 455	NonInstructional Tech Supplies	\$18.16

Pipestone Area Schools ISD #2689 Detail Payment Register By Check

Co	Bank	Check No	Code	Rcd	Vendor	Pmt/Void Date	Pmt Type	
2689	FIN	61418	5249		VISA		Check	
				E 01	005 605 150 000 455	NonInstructional Tech Supplies	\$100.42	
				E 01	103 203 171 000 406	Instructional Software License	\$175.00	
				E 01	005 605 150 000 455	NonInstructional Tech Supplies	\$17.10	
				E 01	005 605 150 000 455	NonInstructional Tech Supplies	\$17.86	
				E 01	005 605 150 000 455	NonInstructional Tech Supplies	\$3.38	
				E 01	005 605 150 000 455	NonInstructional Tech Supplies	\$4.22	
PO#:	Voucher #:	86864	Invoice	Invoice No:	4844	8/19/2020	Paid Amt:	\$336.14
							Check Amount:	\$336.14
2689	FIN	61419	5249		VISA		Check	
				E 01	300 292 000 000 366	Travel, ZOLLNER	\$25.35	
				E 04	005 249 000 321 366	Travel, DR.ED	\$243.38	
				E 01	005 605 150 000 366	TRAVEL, TECH	\$64.00	
PO#:	Voucher #:	86866	Invoice	Invoice No:	7401	8/19/2020	Paid Amt:	\$332.73
							Check Amount:	\$332.73
2689	FIN	61420	5249		VISA		Check	
				E 04	005 249 000 321 366	Travel, DR ED	\$105.93	
PO#:	Voucher #:	86867	Invoice	Invoice No:	7427	8/20/2020	Paid Amt:	\$105.93
							Check Amount:	\$105.93
2689	FIN	61421	5949		CDW GOVERNMENT, INC.		Check	
				E 01	300 211 161 000 456	Instructional Tech Supplies COVID	\$916.47	
PO#:	Voucher #:	86910	Invoice	Invoice No:	ZRQ9312	8/20/2020	Paid Amt:	\$916.47
							Check Amount:	\$916.47
2689	FIN	61422	6528		EDUCATORS BENEFIT CONSULTANTS		Check	
				B 01	215 085	Medical Flex	\$616.67	
				B 01	215 086	Flex Dependent Care	\$416.67	
PO#:	Voucher #:	86895	Invoice	Invoice No:	M2020131	8/20/2020	Paid Amt:	\$1,033.34
							Check Amount:	\$1,033.34
2689	FIN	61423	00212		HOBART SALES & SERVICE		Check	
				E 02	005 770 000 701 350	Repair&maint Service	\$1,701.00	
PO#:	Voucher #:	86909	Invoice	Invoice No:	EC586734	8/20/2020	Paid Amt:	\$1,701.00
							Check Amount:	\$1,701.00
2689	FIN	61424	8402		LEGALSHIELD		Check	
				B 01	215 037	LGL-ID	\$77.70	
PO#:	Voucher #:	86885	Invoice	Invoice No:	M2021020	8/20/2020	Paid Amt:	\$77.70
				B 01	215 037	LGL-ID	\$79.70	

Pipestone Area Schools ISD #2689 Detail Payment Register By Check

Co	Bank	Check No	Code	Rcd	Vendor	Pmt/Void Date	Pmt Type		
2689	FIN	61424	8402		LEGALSHIELD		Check		
				B 01	215 038	LGL-Sheild		\$13.95	
	PO#:	Voucher #:	86903	Invoice	Invoice No: M2020131	8/20/2020	Paid Amt:	\$93.65	
							Check Amount:	\$171.35	
2689	FIN	61425	6836		Midwest Alarm		Check		
				E 02	005 770 000 701 350	Repair&maint Service		\$69.00	
	PO#:	Voucher #:	86872	Invoice	Invoice No: 254917	8/20/2020	Paid Amt:	\$69.00	
							Check Amount:	\$69.00	
2689	FIN	61426	4867		MN CHILD SUPPORT PAYMENT CTR		Check		
				B 01	215 029	Child Support		\$95.00	
	PO#:	Voucher #:	86904	Invoice	Invoice No: M2020131	8/20/2020	Paid Amt:	\$95.00	
							Check Amount:	\$95.00	
2689	FIN	61427	7996		TAYLOR MUSIC		Check		
				E 01	300 258 233 000 430	Zildjian Orchestral Gong 34"		\$909.95	
	PO#: 17211	Voucher #:	86868	Invoice	Invoice No: 2134507-IN	8/20/2020	Paid Amt:	\$909.95	
				E 01	300 258 233 000 430	Gator Concert Snare Drum Case		\$96.99	
				E 01	300 258 233 000 430	Shipping		\$14.00	
	PO#: 17211	Voucher #:	86869	Invoice	Invoice No: 2134526-IN	8/20/2020	Paid Amt:	\$110.99	
							Check Amount:	\$1,020.94	
2689	FIN	61428	9923		TEACHING STRATEGIES, LLC		Check		
				E 04	005 583 000 354 401	TS Gold online assessment for preschool stud		\$1,674.75	
	PO#: 17082	Voucher #:	86871	Invoice	Invoice No: 0380481	8/20/2020	Paid Amt:	\$1,674.75	
							Check Amount:	\$1,674.75	
2689	FIN	61429	6854		TEXTBOOK WAREHOUSE LLC		Check		
				E 01	103 203 171 302 460	Journeys 4 (2017) ISBN: 9780544543409		\$991.25	
				E 01	103 203 171 302 460	Shipping		\$49.56	
	PO#: 17137	Voucher #:	86870	Invoice	Invoice No: SI0710438	8/20/2020	Paid Amt:	\$1,040.81	
							Check Amount:	\$1,040.81	
2689	FIN	61430	9599		TX CHILD SUPPORT SDU		Check		
				B 01	215 029	Child Support		\$47.52	
	PO#:	Voucher #:	86877	Invoice	Invoice No: M2021020	8/20/2020	Paid Amt:	\$47.52	
				B 01	215 029	Child Support		\$47.52	
	PO#:	Voucher #:	86894	Invoice	Invoice No: M2020131	8/20/2020	Paid Amt:	\$47.52	
							Check Amount:	\$95.04	
2689	FIN	61431	6855		Baker & Taylor Books		Check		
				E 04	005 591 000 000 470	Library Books	24	\$230.50	
	PO#:	Voucher #:	86914	Invoice	Invoice No: 2035395327	8/20/2020	Paid Amt:	\$230.50	
							Check Amount:	\$230.50	

Pipestone Area Schools ISD #2689 Detail Payment Register By Check

Co	Bank	Check No	Code	Rcd	Vendor	Pmt/Void Date	Pmt Type
2689	FIN	61432	3920		CENTER POINT INC.		Check
				E 04	005 591 000 000 470	Library Books	\$180.36
	PO#:	Voucher #:	86913	Invoice	Invoice No: 1779682	8/20/2020	Paid Amt: \$180.36
							Check Amount: \$180.36
2689	FIN	61433	6458		HUBERT COMPANY LLC		Check
				E 02	005 770 000 701 401	Infrared CDN Thermometer Touchless	\$417.00
				E 02	005 770 000 701 401	Non Fogging Face Shield	\$129.80
				E 02	005 770 000 701 401	SHIPPING	\$22.80
	PO#: 17254	Voucher #:	86911	Invoice	Invoice No: 107514	8/20/2020	Paid Amt: \$569.60
							Check Amount: \$569.60
2689	FIN	61434	5807		STAR TRIBUNE MEDIA COMPANY LLC		Check
				E 04	005 591 000 000 475	Periodicals	\$552.76
	PO#:	Voucher #:	86915	Invoice	Invoice No: 08/20/2020	8/20/2020	Paid Amt: \$552.76
							Check Amount: \$552.76
2689	FIN	61435	9645		WESTERN PSYCHOLOGICAL SERVICES		Check
				E 01	300 401 000 740 433	Arizona-4 Articulation Record Forms	\$45.00
				E 01	300 401 000 740 433	EOWPVT-4 Record Forms	\$40.00
				E 01	300 401 000 740 433	CASL-2 KIT	\$635.00
				E 01	300 401 000 740 433	TOLD-1:5	\$307.00
				E 01	300 401 000 740 433	Shipping	\$102.70
	PO#: 17239	Voucher #:	86912	Invoice	Invoice No: WPS-332605	8/20/2020	Paid Amt: \$1,129.70
							Check Amount: \$1,129.70
2689	FIN	61436	9528		LEARNING A-Z		Check
				E 01	103 216 000 401 433	Raz Plus renewal	\$209.95
				E 01	103 219 171 317 406	ELL Edition	\$63.00
				E 01	103 203 171 000 406	Raz Plus renewal	\$419.90
	PO#: 17196	Voucher #:	86916	Invoice	Invoice No: 2410799	8/20/2020	Paid Amt: \$692.85
							Check Amount: \$692.85
2689	FIN	61437	7068		AMERITAS LIFE INSURANCE CORP.		Check
				B 01	215 045	AMERITAS Vision Ins August Coverage	\$790.32
	PO#:	Voucher #:	86918	Invoice	Invoice No: M2021020	8/19/2020	Paid Amt: \$790.32
							Check Amount: \$790.32
2689	FIN	61438	7067		DELTA DENTAL		Check
				B 01	215 044	Dental Insurance Inv# CNS0000526790	\$1,978.18
	PO#:	Voucher #:	86919	Invoice	Invoice No: M2021020	8/19/2020	Paid Amt: \$1,978.18
							Check Amount: \$1,978.18
2689	FIN	61439	7348		Madison National Life		Check
				B 01	215 032	Employer Paid Life	\$433.90

Pipestone Area Schools ISD #2689 Detail Payment Register By Check

Co	Bank	Check No	Code	Rcd	Vendor	Pmt/Void Date	Pmt Type		
2689	FIN	61439	7348		Madison National Life		Check		
				B 01	215 033		Supplemental Life	\$130.70	
				B 01	215 031		LTD	\$808.60	
PO#:	Voucher #:	86920	Invoice	Invoice No:	M2021020	8/19/2020		Paid Amt:	\$1,373.20
								Check Amount:	\$1,373.20
2689	FIN	61440	01252		NCPERS Group Life Ins		Check		
				B 01	215 034		UNIT NUMBER: 203411	\$48.00	
PO#:	Voucher #:	86921	Invoice	Invoice No:	M2021020	8/19/2020		Paid Amt:	\$48.00
								Check Amount:	\$48.00
2689	FIN	61441	9480		MINNESOTA PUBLIC EMPLOYEE INSURANCE PROGRAM(PEIP)		Check		
				B 01	215 030		Health Ins September Coverage Inv #994017	\$77,916.13	
PO#:	Voucher #:	86922	Invoice	Invoice No:	M2021020	8/19/2020		Paid Amt:	\$77,916.13
								Check Amount:	\$77,916.13
2689	FIN	61442	00063		CITY OF PIPESTONE		Check		
				E 01	102 810 183 000 330		Utilities-Water/Sewer, AUGUST 2020	\$100.00	
				E 01	103 810 183 000 330		Utilities-Water/Sewer, AUGUST 2020	\$122.23	
				E 01	300 810 183 000 330		Utilities-Water/Sewer, AUGUST 2020	\$69.22	
				E 01	300 810 183 000 330		Utilities-Water/Sewer, AUGUST 2020	\$335.98	
				E 01	005 810 183 000 330		Utilities Paulsen Field, AUGUST 2020	\$117.21	
				E 01	102 810 182 000 330		Utility Services, AUGUST 2020	\$168.19	
				E 01	103 810 182 000 330		Utility Services, AUGUST 2020	\$168.19	
				E 01	300 810 182 000 330		Utility Services, AUGUST 2020	\$336.37	
				E 01	300 810 183 000 330		Utilities-Water/Sewer, AUGUST 2020	\$477.10	
PO#:	Voucher #:	86928	Invoice	Invoice No:	08/24/2020	8/24/2020		Paid Amt:	\$1,894.49
								Check Amount:	\$1,894.49
2689	FIN	61444	00256		HILLYARD INC/ SIOUX FALLS		Check		
				E 01	005 810 000 000 401		General Supplies	\$3,242.40	
PO#:	Voucher #:	86925	Invoice	Invoice No:	603996175	8/24/2020		Paid Amt:	\$3,242.40
								Check Amount:	\$3,242.40
2689	FIN	61445	6458		HUBERT COMPANY LLC		Check		
				E 02	005 770 161 701 401		RUBBERMAID PROSERVE 17X17 RED FOO	\$680.00	
				E 02	005 770 161 701 401		GEL BLANKET CASE	\$194.68	
				E 02	005 770 161 701 401		Freight	\$85.00	
PO#: 17278	Voucher #:	86930	Invoice	Invoice No:	136001	8/24/2020		Paid Amt:	\$959.68
								Check Amount:	\$959.68

Pipestone Area Schools ISD #2689 Detail Payment Register By Check

Co	Bank	Check No	Code	Rcd	Vendor	Pmt/Void Date	Pmt Type
2689	FIN	61446	9790		KURITA AMERICAN INC.		Check
				E 01	005 810 000 000 401	General Supplies	\$190.00
PO#:	Voucher #:	86926	Invoice	Invoice No:	537500	8/24/2020	Paid Amt: \$190.00
							Check Amount: \$190.00
2689	FIN	61447	9228		LUANN'S GAS & MORE		Check
				E 01	005 810 190 000 366	Travel Custodial	\$260.43
PO#:	Voucher #:	86927	Invoice	Invoice No:	8946	8/24/2020	Paid Amt: \$260.43
							Check Amount: \$260.43
2689	FIN	61448	01613		MCGRAW-HILL SCHOOL EDUCATION HOLDINGS, LLC		Check
				E 01	300 270 161 302 460	Geography: The Human and Physical World	\$295.56
PO#: 17269	Voucher #:	86931	Invoice	Invoice No:	113650392001	8/24/2020	Paid Amt: \$295.56
							Check Amount: \$295.56
2689	FIN	61449	01300		PIPESTONE CO. MEDICAL CENTER		Check
				E 01	103 420 000 740 394	to Non-Ed Agency, JULY 2020	\$1,914.00
PO#:	Voucher #:	86933	Invoice	Invoice No:	PI PIP JAS S	8/24/2020	Paid Amt: \$1,914.00
							Check Amount: \$1,914.00
2689	FIN	61450	8089		SCHOOL SPECIALTY		Check
				E 01	103 203 171 000 430	091233 glue dots	\$16.62
				E 01	103 203 171 000 430	085267 wide ruled notebook	\$13.00
				E 01	103 203 171 000 430	2019813 14 month calendar	\$8.05
				E 01	103 203 171 000 430	408400 watercolor paper	\$35.08
				E 01	103 203 171 000 430	085888 glitter glue	\$14.94
				E 01	103 203 171 000 430	404304 art journal	\$43.75
				E 01	103 203 171 000 430	1569596 astrobright cardstock	\$15.40
				E 01	103 203 171 000 430	077429 astrobright colored paper	\$16.24
				E 01	103 203 171 000 430	008685 water color paints	\$74.00
				E 01	103 203 171 000 430	026026 composition book	\$19.00
				E 01	103 203 171 000 430	1503530 playdoh	\$13.38
				E 01	103 203 171 000 430	shipping	\$9.23
PO#: 17073	Voucher #:	86934	Invoice	Invoice No:	308103576286	8/24/2020	Paid Amt: \$278.69
				E 01	103 203 171 000 430	1333748 expo low dry erase marker fine tip	\$55.08
				E 01	103 203 171 000 430	1467043 paper easel pad school smart 27x34	\$22.91
				E 01	103 203 171 000 430	026026 paper comp. book semi	\$3.80
				E 01	103 203 171 000 430	2003294 pencil presharpener ticonderoga pk 7	\$15.33
				E 01	103 203 171 000 430	081455 Elmer's gluestick classroom pack 30	\$13.06
				E 01	103 203 171 000 430	007512 crayola standard crayons set/16	\$2.04
				E 01	103 203 171 000 430	008716 crayola multi-cultural crayons	\$1.20
PO#: 17053	Voucher #:	86935	Invoice	Invoice No:	208125409962	8/24/2020	Paid Amt: \$113.42
				E 01	103 050 171 000 401	079888 Expo vis-a-vis dry quick wet erase mai	\$126.27

Pipestone Area Schools ISD #2689
Detail Payment Register By Check

Co	Bank	Check No	Code	Rcd	Vendor	Pmt/Void Date	Pmt Type
2689	FIN	61450	8089		SCHOOL SPECIALTY		Check
				E 01	103 050 171 000 401	079887 Expo vis-a-vis dry erase marker black	\$140.30
				E 01	103 050 171 000 401	079889 expo vis-a-vis dry erase marker blue 1	\$126.27
				E 01	103 050 171 000 401	079890 expo vis-a-vis dry erase marker green	\$154.33
				E 01	103 050 171 000 401	1434788 scotch shipping tape pk/6	\$181.95
				E 01	103 050 171 000 401	highland masking tape	\$54.00
				E 01	103 050 171 000 401	076153 post it pop up jaipur colors 12/pk	\$18.19
				E 01	103 050 171 000 401	020754 ruby tip pencil erasers	\$5.37
				E 01	103 050 171 000 401	077366 RSVP pens violet medium	\$14.54
				E 01	103 050 171 000 401	086389 1" black binder	\$141.00
				E 01	103 050 171 000 401	086364 1 1/2" black binder	\$13.48
				E 01	103 050 171 000 401	081936 tab index clear 8 tab	\$18.60
				E 01	103 050 171 000 401	032397 small binder clip	\$6.45
				E 01	103 050 171 000 401	032400 medium binder cli	\$7.75
				E 01	103 050 171 000 401	084472 1 1/4 paper clips	\$12.36
				E 01	103 050 171 000 401	084475 2" paper clips	\$15.48
				E 01	103 050 171 000 401	085022 envelope white	\$23.38
				E 01	103 050 171 000 401	015735 school smart manila file straight cut	\$11.69
				E 01	103 050 171 000 401	1599587 3x5 post it 18/pk	\$20.26
				E 01	103 050 171 000 401	1372625 papermate sharpwriter pencils 12/bx	\$18.68
				E 01	103 050 171 000 401	1074692 brother Tze 231 label tape	\$20.79
				E 01	103 050 171 000 401	402616 trait tex cotton yarn white	\$9.42
				E 01	103 050 171 000 401	1600225 ruled 4x6 note pads	\$9.61
				E 01	103 050 171 000 401	1569723 papermate flair felt tip 24/pk	\$27.29
				E 01	103 050 171 000 401	1295561 X-Acto pencil sharpener	\$112.77
				E 01	103 050 171 000 401	090021 double sided tape 3/pk	\$5.71
				E 01	103 050 171 000 401	084906 black stamp pad	\$0.58
				E 01	103 050 171 000 401	084909 red stamp pad	\$0.29
				E 01	103 050 171 000 401	015741 file folders 1/3 cut	\$35.07
				E 01	103 050 171 000 401	039423 one hole punch	\$2.24
				E 01	103 050 171 000 401	036975 loose leaf rings 1"	\$38.97
				E 01	103 050 171 000 401	084985 school smart AA battery pk/24	\$25.92
				E 01	103 050 171 000 401	1583440 school smart AAA battery pk/48	\$34.70
				E 01	103 050 171 000 401	067331 envelope moistner	\$2.33
				E 01	103 050 171 000 401	038178 stapler full strip	\$8.12
				E 01	103 050 171 000 401	089077 sharpie fine black pk/36	\$86.55
				E 01	103 050 171 000 401	027439 school smart legal pads	\$4.54
				E 01	103 050 171 000 401	027427 school smart legal pads 8 1/2 x 14	\$12.99
				E 01	103 050 171 000 401	1006763 9x12 tru ray black	\$19.40

Pipestone Area Schools ISD #2689
Detail Payment Register By Check

Co	Bank	Check No	Code	Rcd	Vendor	Pmt/Void Date	Pmt Type
2689	FIN	61450	8089		SCHOOL SPECIALTY		Check
				E 01	103 050 171 000 401	053976 9x12 tru-ray festive green	\$23.28
				E 01	103 050 171 000 401	1006764 9x12 tru-ray white	\$51.50
				E 01	103 050 171 000 401	054648 9x12 tru-ray festive red	\$23.28
				E 01	103 050 171 000 401	054027 9x12 tru-ray blue	\$23.28
				E 01	103 050 171 000 401	085277 graph paper 1/4"	\$5.02
				E 01	103 050 171 000 401	1572471 Sax True acrylic black paint	\$14.40
				E 01	103 050 171 000 401	1572458 Sax True acrylic blue paint	\$14.40
				E 01	103 050 171 000 401	1572464 Sax True yellow acrylic paint	\$14.40
				E 01	103 050 171 000 401	1572461 Sax True Red acrylic paint	\$14.40
				E 01	103 050 171 000 401	1277261 laminating film 1.5 mil thick	\$384.48
				E 01	103 050 171 000 401	085214 skip a line writing paper	\$10.00
				E 01	103 050 171 000 401	1367480 pendaflex paper flat file jacket	\$83.18
				E 01	103 050 171 000 401	1065537 Precise V7 pens black	\$81.87
				E 01	103 050 171 000 401	1298546 pink highlighters 12/pk	\$4.15
				E 01	103 050 171 000 401	permanent markers set/8	\$12.72
				E 01	103 050 171 000 401	085117 asst. watercolor martker	\$10.35
				E 01	103 050 171 000 401	1577728 Expo purple dry erase marker	\$124.72
				E 01	103 050 171 000 401	085313 Red/blue newsprint paper	\$5.13
				E 01	103 050 171 000 401	076878 dry erase eraser	\$65.31
				E 01	103 050 171 000 401	059634 Expo dry erase board cleaner 8 oz	\$12.45
				E 01	103 050 171 000 401	372698 Fiskars blunt tip kids scissors	\$13.30
				E 01	103 050 171 000 401	372701 Fiskars scissors for kids, sharp	\$5.32
				E 01	103 050 171 000 401	1461994 3M masking tape	\$14.25
				E 01	103 050 171 000 401	1410382 hand held tape dispenser	\$1.03
				E 01	103 050 171 000 401	1574777 packing tape dispenser	\$4.41
				E 01	103 050 171 000 401	084874 post it yellow 1 1/2 x 2 pk	\$9.05
				E 01	103 050 171 000 401	1064123 post it neon 3x3 pk	\$40.53
				E 01	103 050 171 000 401	070311 hanging file folders w/inserts	\$10.39
				E 01	103 050 171 000 401	1071570 index tab & inserts 1/3 cut	\$6.21
				E 01	103 050 171 000 401	084895 red 2 pocket portfolio	\$2.91
				E 01	103 050 171 000 401	084900 2 pocket assorted	\$13.25
				E 01	103 050 171 000 401	015744 file folder 1/5 cut	\$7.59
				E 01	103 050 171 000 401	2013913 9x13 manilla envelopes	\$25.98
				E 01	103 050 171 000 401	1118037 reinforcements 200/bx	\$5.58
				E 01	103 050 171 000 401	088713 5x8 ruled index cards	\$2.94
				E 01	103 050 171 000 401	085495 24x36 white 29 board	\$17.52
				E 01	103 050 171 000 401	1272480 clipboard	\$4.15
				E 01	103 050 171 000 401	2013916 6x9 manilla envelope	\$20.78

Pipestone Area Schools ISD #2689 Detail Payment Register By Check

Co	Bank	Check No	Code	Rcd	Vendor	Pmt/Void Date	Pmt Type
2689	FIN	61450	8089		SCHOOL SPECIALTY		Check
				E 01	103 050 171 000 401	1356645 jump drive 16 gb	\$12.15
				E 01	103 050 171 000 401	2024543 jump drive 64 gb 3/pk	\$27.10
				E 01	103 050 171 000 401	200015 tissue flower kits	\$44.65
				E 01	103 050 171 000 401	1498790 Mr. Sketch class pack 192 pk	\$2.91
				E 01	103 050 171 000 401	006465 rainbow sentence strip	\$1.35
				E 01	103 050 171 000 401	1314227 binding elements 1/2" 100/bx	\$12.21
				E 01	103 050 171 000 401	1314228 binding elements 3/4" 100/bx	\$27.29
				E 01	103 050 171 000 401	035462 Velco dots	\$18.18
PO#:	17083	Voucher #:	86936	Invoice	Invoice No: 308103576260	8/24/2020	Paid Amt: \$2,896.99
							Check Amount: \$3,289.10
2689	FIN	61451	9924		SCREENCASTIFY LLC		Check
				E 01	102 201 161 000 406	See attached	\$403.85
				E 01	102 203 161 000 406	MISC	\$403.85
				E 01	103 203 161 000 406	MISC	\$1,211.50
				E 01	207 203 161 000 406	MISC	\$807.70
				E 01	207 211 161 000 406	MISC	\$807.70
				E 01	300 211 161 000 406	MISC	\$1,615.40
PO#:	17281	Voucher #:	86929	Invoice	Invoice No: SC-282202	8/24/2020	Paid Amt: \$5,250.00
							Check Amount: \$5,250.00
2689	FIN	61452	6446		TRANE		Check
				E 01	300 810 000 000 350	REPAIRS	\$500.00
PO#:		Voucher #:	86924	Invoice	Invoice No: 311053365	8/24/2020	Paid Amt: \$500.00
							Check Amount: \$500.00
2689	FIN	61453	00017		WARREN BAILEY		Check
				E 01	300 292 202 000 305	Consult & Serv.fees, 08/28/2020	\$75.00
PO#:		Voucher #:	86939	Invoice	Invoice No: 08/24/2020	8/24/2020	Paid Amt: \$75.00
							Check Amount: \$75.00
2689	FIN	61454	3697		SW/WC SERVICE COOPERATIVE		Check
				E 01	005 850 000 000 390	to Other MN District, SPED FACILITIES	\$7,767.72
PO#:		Voucher #:	86940	Invoice	Invoice No: 08/25/2020	8/25/2020	Paid Amt: \$7,767.72
							Check Amount: \$7,767.72
2689	FIN	61455	9319		BULIDING MATERIALS SUPPLY, INC		Check
				E 01	300 865 000 381 520	Build Acq/Construct, HAND DRYERS	\$2,436.00
PO#:		Voucher #:	86941	Invoice	Invoice No: 51065	8/25/2020	Paid Amt: \$2,436.00
				E 01	300 865 000 380 520	Build Acq/Construct, URINAL SCREENS	\$1,580.66
PO#:		Voucher #:	86942	Invoice	Invoice No: 51249	8/25/2020	Paid Amt: \$1,580.66
							Check Amount: \$4,016.66

Pipestone Area Schools ISD #2689 Detail Payment Register By Check

Co	Bank	Check No	Code	Rcd	Vendor	Pmt/Void Date	Pmt Type
2689	FIN	61456	00224		LUDOLPH BUS INCORPORATED		Check
				E 03	005 760 000 720 360	Transp Cntrt W/Public Reg, Transp Cntrt W/Pul	\$10,725.43
PO#:	Voucher #:	86944	Invoice	Invoice No:	1863	8/25/2020	Paid Amt: \$10,725.43
							Check Amount: \$10,725.43
2689	FIN	61457	00001		A & S DRUGS		Check
				E 01	005 720 161 317 401	General Supplies COVID	\$153.50
PO#:	Voucher #:	86945	Invoice	Invoice No:	RECEIPT: 87548	8/26/2020	Paid Amt: \$153.50
							Check Amount: \$153.50
2689	FIN	61458	9791		GRAINGER		Check
				E 01	005 810 161 000 530	Security Carts food Service see attached	\$6,028.00
PO#: 17251	Voucher #:	86953	Invoice	Invoice No:	9616498128	8/26/2020	Paid Amt: \$6,028.00
							Check Amount: \$6,028.00
2689	FIN	61459	00256		HILLYARD INC/ SIOUX FALLS		Check
				E 01	005 810 161 000 401	General Supplies COVID	\$333.34
PO#:	Voucher #:	86947	Invoice	Invoice No:	603996178	8/26/2020	Paid Amt: \$333.34
				E 01	005 810 161 000 401	General Supplies COVID	\$755.65
PO#:	Voucher #:	86948	Invoice	Invoice No:	603996176	8/26/2020	Paid Amt: \$755.65
				E 01	005 810 161 000 401	General Supplies COVID	\$732.02
PO#:	Voucher #:	86949	Invoice	Invoice No:	603996177	8/26/2020	Paid Amt: \$732.02
				E 01	005 810 161 000 401	General Supplies COVID	\$617.50
PO#:	Voucher #:	86950	Invoice	Invoice No:	604002056	8/26/2020	Paid Amt: \$617.50
							Check Amount: \$2,438.51
2689	FIN	61460	01140		JERS ELECTRIC INC		Check
				E 06	005 870 000 000 520	Build Acq/Construct, OUTLETS	\$508.00
				E 01	005 292 000 000 401	General Supplies, PIXELOT	\$254.00
PO#:	Voucher #:	86951	Invoice	Invoice No:	2433	8/26/2020	Paid Amt: \$762.00
							Check Amount: \$762.00
2689	FIN	61461	9782		MASSP		Check
				E 01	300 640 173 316 820	Dues & Membership, 20/21	\$875.00
PO#:	Voucher #:	86946	Invoice	Invoice No:	6715	8/26/2020	Paid Amt: \$875.00
							Check Amount: \$875.00
2689	FIN	61462	8277		MEASURE BY DESIGN		Check
				E 01	005 810 161 000 401	General Supplies COVID, OUTSIDE SIGNS FI	\$255.00
PO#:	Voucher #:	86952	Invoice	Invoice No:	2931	8/26/2020	Paid Amt: \$255.00
							Check Amount: \$255.00
2689	FIN	61463	9801		SPECIAL SCHOOL DISTRICT 1 MINNEAPOLIS PUBLIC SCHOOL		Check
				E 04	005 583 000 354 401	English test kits	\$255.00
				E 04	005 583 000 354 401	English MPSI forms	\$16.00

Pipestone Area Schools ISD #2689

Detail Payment Register By Check

Co	Bank	Check No	Code	Rcd	Vendor	Pmt/Void Date	Pmt Type	
2689	FIN	61463	9801		SPECIAL SCHOOL DISTRICT 1 MINNEAPOLIS PUBLIC SCHOOL		Check	
				E 04	005 583 000 354 401	Spanish MPSI forms	\$8.00	
				E 04	005 583 000 354 401	Preschool screener DVD	\$7.50	
				E 04	005 583 000 354 401	techinal manual	\$8.00	
				E 04	005 583 000 354 401	shipping	\$44.18	
	PO#: 17087	Voucher #:	86954	Invoice	Invoice No: 1821000015/2021	8/26/2020	Paid Amt:	\$338.68
							Check Amount:	\$338.68
2689	FIN	61464	00276		XCEL ENERGY		Check	
				E 01	005 810 184 000 330	Electricity - Paulsen Field, MAY 2020	\$257.22	
				E 01	005 810 184 000 330	Electricity - Paulsen Field JULY 2020	\$551.61	
	PO#:	Voucher #:	86955	Invoice	Invoice No: 51-6709448-8	8/26/2020	Paid Amt:	\$808.83
							Check Amount:	\$808.83
2689	FIN	61465	8101		Becker's School Supplies		Check	
				E 01	102 201 171 000 430	TNT2003 - Picture plates	\$5.39	
				E 01	102 201 171 000 430	CD101021 - Happy birthday crowns	\$12.59	
				E 01	102 201 171 000 430	T089 - Stinky stickers value packs	\$13.22	
				E 01	102 201 171 000 430	512064 - Crayola Washable Sidewalk Chalk	\$13.49	
				E 01	102 201 171 000 430	SHIPPING - 15% of order	\$6.70	
	PO#: 17104	Voucher #:	86964	Invoice	Invoice No: 1678175-IN	8/27/2020	Paid Amt:	\$51.39
							Check Amount:	\$51.39
2689	FIN	61466	9922		BOUNCY BAND LLC		Check	
				E 01	006 203 171 000 430	Student Edition for Elementary School chair	\$83.94	
				E 01	006 203 171 000 430	SHIPPING	\$9.54	
	PO#: 17282	Voucher #:	86958	Invoice	Invoice No: 3287	8/27/2020	Paid Amt:	\$93.48
							Check Amount:	\$93.48
2689	FIN	61467	5949		CDW GOVERNMENT, INC.		Check	
				E 01	005 605 150 000 455	NonInstructional Tech Supplies	\$53.06	
	PO#:	Voucher #:	86959	Invoice	Invoice No: ZPD2382	8/27/2020	Paid Amt:	\$53.06
				E 01	005 605 161 000 456	Instructional Tech Supplies COVID	\$43.35	
	PO#:	Voucher #:	86968	Invoice	Invoice No: ZRZ2019	8/27/2020	Paid Amt:	\$43.35
							Check Amount:	\$96.41
2689	FIN	61468	3996		DISCOUNT SCHOOL SUPPLY		Check	
				E 01	005 720 000 317 401	General Supplies	\$52.99	
	PO#:	Voucher #:	86956	Invoice	Invoice No: IN0729546	8/27/2020	Paid Amt:	\$52.99
							Check Amount:	\$52.99
2689	FIN	61469	9446		FUN AND FUNCTION		Check	
				E 01	102 420 000 740 433	DZ4909 Grotto grip (12-pk)	\$20.99	
				E 01	102 420 000 740 433	CF5874 Weighted worm	\$33.99	

Pipestone Area Schools ISD #2689 Detail Payment Register By Check

Co	Bank	Check No	Code	Rcd	Vendor	Pmt/Void Date	Pmt Type		
2689	FIN	61469	9446		FUN AND FUNCTION		Check		
				E 01	102 420 000 740 433	CF6505 Plush pickle		\$48.99	
				E 01	102 420 000 740 433	MISC		\$0.00	
				E 01	102 420 000 740 433	Freight		\$13.52	
		PO#: 17132	Voucher #: 86962	Invoice	Invoice No: 446454	8/27/2020	Paid Amt: \$117.49		
							Check Amount: \$117.49		
2689	FIN	61470	9139		FUN EXPRESS LLC		Check		
				E 01	102 216 000 401 433	JX-9/712 Smile Face spiral notebooks		\$8.94	
				E 01	102 216 000 401 433	JX-5/823 Bubble bottles		\$28.31	
				E 01	102 216 000 401 433	SHIPPING		\$9.95	
		PO#: 17100	Voucher #: 86967	Invoice	Invoice No: 704058955-01	8/27/2020	Paid Amt: \$47.20		
							Check Amount: \$47.20		
2689	FIN	61471	00143		GOPHER ATHLETIC SUPPLY CO		Check		
				E 01	102 203 171 000 430	GH58-259 ACTION! topple tubes		\$149.00	
				E 01	102 203 171 000 430	GH85-265 Standard Scooter replacement whe		\$79.90	
				E 01	102 203 171 000 430	GH71-348 Screamin' Classic coat dodgeball -		\$79.95	
				E 01	102 203 171 000 430	GH71-349 Classic coat dodgeball - 7"		\$99.95	
				E 01	102 203 171 000 430	GH72-058 Rainbow duraball playground ball		\$49.95	
				E 01	102 203 171 000 430	GH72-041 Rainbow teddball Pro ball - 4" dia.		\$34.95	
				E 01	102 203 171 000 430	GH43-509 DuraHoop plus		\$84.95	
				E 01	102 203 171 000 430	GH12-521 Rainbow foam relay batons		\$16.95	
				E 01	102 203 171 000 430	SHIPPING - 17%		\$101.24	
		PO#: 17085	Voucher #: 86963	Invoice	Invoice No: 9744019	8/27/2020	Paid Amt: \$696.84		
							Check Amount: \$696.84		
2689	FIN	61472	9613		JODIE MINET		Check		
				R 01	005 292 202 000 050	Fees from Patrons, CROSS COUNTRY		\$30.00	
		PO#:	Voucher #: 86973	Invoice	Invoice No: 08/27/2020	8/27/2020	Paid Amt: \$30.00		
							Check Amount: \$30.00		
2689	FIN	61473	8053		MN DEPT OF LABOR & INDUSTRY		Check		
				E 01	005 810 000 000 820	Dues & Membership, JANS 1ST CLASS ENGI		\$30.00	
		PO#:	Voucher #: 86960	Invoice	Invoice No: 1C043568	8/27/2020	Paid Amt: \$30.00		
							Check Amount: \$30.00		
2689	FIN	61474	00865		MN DEPT. OF LABOR & INDUSTRY		Check		
				E 01	005 810 000 000 820	Dues & Membership, ELEVATOR LICENSE		\$100.00	
		PO#:	Voucher #: 86957	Invoice	Invoice No: ALR0107906X	8/27/2020	Paid Amt: \$100.00		
							Check Amount: \$100.00		

Pipestone Area Schools ISD #2689

Detail Payment Register By Check

Co	Bank	Check No	Code	Rcd	Vendor	Pmt/Void Date	Pmt Type
2689	FIN	61475	3733		NANCY STILES		Check
				R 01	005 292 202 000 050	Fees from Patrons, CROSS COUNTRY	\$30.00
PO#:	Voucher #:	86972	Invoice	Invoice No:	08/27/2020	8/27/2020	Paid Amt: \$30.00
							Check Amount: \$30.00
2689	FIN	61476	9659		REALLY GOOD STUFF, LLC		Check
				E 01	102 201 171 000 430	166142AXC - Calm down tools	\$29.99
				E 01	102 201 171 000 430	165325AXS - Find a spot counting game	\$29.99
				E 01	102 201 171 000 430	165719AXS - Magnetic hundred grid activity	\$34.99
				E 01	102 201 171 000 430	166622AXS - Feed me basket set	\$16.99
				E 01	102 201 171 000 430	166688AXS - Feed me math chips, greater/les	\$9.99
				E 01	102 201 171 000 430	166661AXS - Spinner sleeves w/primary math	\$19.99
				E 01	102 201 171 000 430	166651AXS - Feed me chips, vowel sounds	\$9.99
				E 01	102 201 171 000 430	166633AXS - Feed me chips, rhyming words	\$9.99
				E 01	102 201 171 000 430	SHIPPING - 12% of order	\$19.43
PO#: 17116	Voucher #:	86969	Invoice	Invoice No:	7260170	8/27/2020	Paid Amt: \$181.35
				E 01	102 216 000 401 433	162475AXD Classroom zip lock book bags	\$18.49
				E 01	102 216 000 401 433	166701AXDGR Corrugated storage boxes	\$5.99
				E 01	102 216 000 401 433	166701AXDPU Corrugated storage boxes	\$5.99
				E 01	102 216 000 401 433	166701AXDBL Corrugated storage boxes	\$5.99
				E 01	102 216 000 401 433	307696CXC Tap & Track sight word sentence	\$40.69
				E 01	102 216 000 401 433	SHIPPING	\$10.95
PO#: 17095	Voucher #:	86970	Invoice	Invoice No:	7260168	8/27/2020	Paid Amt: \$88.10
				E 01	103 203 171 000 430	Instructional Supply	\$26.99
PO#:	Voucher #:	86971	Invoice	Invoice No:	7329381	8/27/2020	Paid Amt: \$26.99
							Check Amount: \$296.44
2689	FIN	61477	9796		REALLY GREAT READING COMPANY LLC		Check
				E 01	102 216 000 401 433	BLAST1PRSW - Blast foundational primary stu	\$133.00
				E 01	102 216 000 401 433	BLASTKIT - Blast foundational student kit	\$55.00
				E 01	102 216 000 401 433	BLAST1LP - Blast foundational teachers guide	\$225.00
				E 01	102 216 000 401 433	HDKIT - HD word student kit	\$520.00
				E 01	102 216 000 401 433	SHIPPING: 12%	\$111.96
PO#: 17094	Voucher #:	86961	Invoice	Invoice No:	23399	8/27/2020	Paid Amt: \$1,044.96
							Check Amount: \$1,044.96
2689	FIN	61478	9681		ZANE-BLOSER		Check
				E 01	102 201 171 302 460	9781453124567 - Grade K, Large classroom p	\$1,199.00
				E 01	102 201 171 302 460	SHIPPING - 9%	\$107.91
PO#: 17129	Voucher #:	86965	Invoice	Invoice No:	10249101	34 8/27/2020	Paid Amt: \$1,306.91
				E 01	103 203 171 302 460	9781453119310 Handwriting 2020 Grade 3 stu	\$1,019.15

Pipestone Area Schools ISD #2689 Detail Payment Register By Check

Co	Bank	Check No	Code	Rcd	Vendor	Pmt/Void Date	Pmt Type		
2689	FIN	61478	9681		ZANE-BLOSER		Check		
				E 01	103 203 171 302 460 shipping			\$91.72	
		PO#: 17048	Voucher #: 86966	Invoice	Invoice No: 10249097	8/27/2020	Paid Amt:	\$1,110.87	
							Check Amount:	\$2,417.78	
2689	FIN	61479	8972		REGION 2A MSHSL		Check		
				E 01	300 296 207 000 369 Entry Fees/Student Travel-Tennis			\$100.00	
		PO#:	Voucher #: 86974	Invoice	Invoice No: 08/27/2020	8/27/2020	Paid Amt:	\$100.00	
							Check Amount:	\$100.00	
2689	FIN	61480	9172		TURNITIN, LLC		Check		
				E 01	300 220 172 000 406 Turn It In -Plagiarism software			\$1,883.00	
				B 01	131 000 Turn It In-Plagiarism software			\$3,767.00	
		PO#: 17241	Voucher #: 86975	Invoice	Invoice No: 11198230	8/28/2020	Paid Amt:	\$5,650.00	
							Check Amount:	\$5,650.00	
2689	FIN	61481	8653		AGC NETWORKS INC		Check		
				E 06	005 870 000 000 520 Build Acq/Construct			\$330.00	
		PO#:	Voucher #: 86988	Invoice	Invoice No: 8010001068	8/31/2020	Paid Amt:	\$330.00	
				E 06	005 870 000 000 520 Build Acq/Construct			\$119.67	
		PO#:	Voucher #: 86989	Invoice	Invoice No: 9100000017	8/31/2020	Paid Amt:	\$119.67	
							Check Amount:	\$449.67	
2689	FIN	61482	9682		BAKER TILLY MUNICIPAL ADVISORS LLC		Check		
				E 01	005 110 000 000 305 Consult & Serv.fees, CONTINUING DISCLOS			\$400.00	
		PO#:	Voucher #: 86983	Invoice	Invoice No: BTMA6220	8/31/2020	Paid Amt:	\$400.00	
							Check Amount:	\$400.00	
2689	FIN	61483	5949		CDW GOVERNMENT, INC.		Check		
				E 01	005 605 150 000 455 NonInstructional Tech Supplies			\$250.00	
		PO#:	Voucher #: 86976	Invoice	Invoice No: ZTQ3699	8/31/2020	Paid Amt:	\$250.00	
				E 01	005 605 150 000 455 NonInstructional Tech Supplies			\$22.56	
		PO#:	Voucher #: 86977	Invoice	Invoice No: ZTP9796	8/31/2020	Paid Amt:	\$22.56	
							Check Amount:	\$272.56	
2689	FIN	61484	9926		DTB SYSTEMS		Check		
				E 06	005 870 000 000 520 Build Acq/Construct			\$32,242.50	
		PO#:	Voucher #: 86987	Invoice	Invoice No: 6766AB	8/31/2020	Paid Amt:	\$32,242.50	
							Check Amount:	\$32,242.50	
2689	FIN	61485	01097		FLINN SCIENTIFIC INC		Check		
				E 01	300 260 161 000 430 Apron, Rubberized, Medium Duty, 27"W x 36"L			\$355.00	
				E 01	300 260 161 000 430 Apron, Rubberized, Medium Duty, 27"Wx42"L			\$368.75	

Pipestone Area Schools ISD #2689 Detail Payment Register By Check

Co	Bank	Check No	Code	Rcd	Vendor	Pmt/Void Date	Pmt Type		
2689	FIN	61485	01097		FLINN SCIENTIFIC INC		Check		
				E 01	300 260 161 000 430	Apron, Rubberized, Medium-Duty, 36"Wx46"L,		\$96.75	
		PO#: 17280	Voucher #: 86980	Invoice	Invoice No: 2497684	8/31/2020	Paid Amt:	\$820.50	
							Check Amount:	\$820.50	
2689	FIN	61486	8073		INTERSTATE BATTERY CENTER		Check		
				E 01	300 292 000 000 401	General Supplies, AED BATTERY		\$364.20	
		PO#:	Voucher #: 86978	Invoice	Invoice No: 1912903019805	8/31/2020	Paid Amt:	\$364.20	
							Check Amount:	\$364.20	
2689	FIN	61487	9892		JOHNSON FEED, INC		Check		
				E 06	005 870 000 000 520	Build Acq/Construct		\$773.85	
		PO#:	Voucher #: 86986	Invoice	Invoice No: ORDER 357752	8/31/2020	Paid Amt:	\$773.85	
							Check Amount:	\$773.85	
2689	FIN	61488	5602		Mid States Audio Inc		Check		
				E 01	300 865 000 369 530	Equipment Purchased, AUDITORIUM REPAIR		\$879.63	
		PO#:	Voucher #: 86984	Invoice	Invoice No: 31027	8/31/2020	Paid Amt:	\$879.63	
							Check Amount:	\$879.63	
2689	FIN	61489	00292		MN WEST-PIPESTONE CAMPUS		Check		
				E 01	300 361 000 000 370	Rentals & Leases, FACILITY RENT FALL 2020		\$8,400.00	
		PO#:	Voucher #: 86979	Invoice	Invoice No: 00259091	8/31/2020	Paid Amt:	\$8,400.00	
							Check Amount:	\$8,400.00	
2689	FIN	61490	7787		OVERHEAD DOOR CO.		Check		
				E 01	300 865 000 363 350	Repair&maint Service		\$350.00	
		PO#:	Voucher #: 86985	Invoice	Invoice No: 0340718-IN	8/31/2020	Paid Amt:	\$350.00	
							Check Amount:	\$350.00	
2689	FIN	61491	9925		REBECCA SUSEMIHL		Check		
				E 01	300 258 233 000 305	Consult & Serv.fees Band		\$500.00	
		PO#:	Voucher #: 86981	Invoice	Invoice No: 08/31/2020	8/31/2020	Paid Amt:	\$500.00	
							Check Amount:	\$500.00	
2689	FIN	61492	9366		SYNCB/AMAZON		Check		
				E 01	005 110 000 000 401	General Supplies		\$17.56	
				E 01	005 810 161 000 401	General Supplies COVID, WATER DISPENSER		\$1,263.00	
				E 01	103 203 171 000 430	Instructional Supply		\$197.94	
				E 01	005 810 161 000 401	General Supplies COVID DISTANCING SIGNS		\$126.90	
				E 01	102 203 173 302 460	Textbooks/Workbooks		\$90.20	
				E 01	103 203 173 302 460	Textbooks/Workbooks		\$315.70	
				E 01	300 260 172 000 430	Instructional Supply 36		\$490.00	
		PO#:	Voucher #: 86982	Invoice	Invoice No: 6045787810217568	8/31/2020	Paid Amt:	\$2,501.30	
							Check Amount:	\$2,501.30	

Pipestone Area Schools ISD #2689

Detail Payment Register By Check

Co	Bank	Check No	Code	Rcd	Vendor	Pmt/Void Date	Pmt Type
2689	FIN	61495	8089		SCHOOL SPECIALTY		Check
				E 01	300 230 172 000 430	SEE ATTACHED	\$139.37
PO#:	17180	Voucher #:	86990	Invoice	Invoice No: 208125780240	8/31/2020	Paid Amt: \$139.37
				E 01	102 203 171 000 430	9-077716 crafty dab kids paints	\$28.59
				E 01	102 203 171 000 430	9-2002801-488 washable tempera - 12pk	\$19.42
				E 01	102 203 171 000 430	SHIPPING - FREE	\$0.00
PO#:	17090	Voucher #:	86991	Invoice	Invoice No: 308103553752	8/31/2020	Paid Amt: \$48.01
				E 01	103 203 171 000 430	086388 school smart polypropolene round ring	\$15.00
PO#:	17053	Voucher #:	86992	Invoice	Invoice No: 208125827695	8/31/2020	Paid Amt: \$15.00
				E 01	300 230 172 000 430	Instructional Supply	\$14.63
PO#:		Voucher #:	86993	Invoice	Invoice No: 208125409925	8/31/2020	Paid Amt: \$14.63
				E 01	103 203 171 000 430	2021394 paper mate inkjoy 600RT retractable	\$35.09
				E 01	103 203 171 000 430	081453 Bostictch quiet sharop 6 hole electric s	\$38.99
				E 01	103 203 171 000 430	1472971 sanford sharpie flip chart marker pacl	\$13.39
				E 01	103 203 171 000 430	418801 sharpie flip chart markers, bullet tip as:	\$6.61
				E 01	103 203 171 000 430	1369018 post-it self stick easel pad 20x23	\$42.24
				E 01	103 203 171 000 430	2006666 C-line snap n go reusable envelopes	\$33.79
				E 01	103 203 171 000 430	1441336 Astrobrights colored paper Asst Cool	\$16.24
				E 01	103 203 171 000 430	1401763 Trend enterprises stinky sticker swee	\$10.85
				E 01	103 203 171 000 430	2019948 Tren enterprises pep talk scratch n sr	\$10.85
				E 01	103 203 171 000 430	224721 Moon products Happy birthday pencils	\$5.18
				E 01	103 203 171 000 430	049502 creative teaching press It's my birthday	\$4.15
PO#:	17040	Voucher #:	86994	Invoice	Invoice No: 308103567914	8/31/2020	Paid Amt: \$217.38
				E 01	103 203 171 000 430	1570438 incentive charts	\$3.05
PO#:	17062	Voucher #:	86995	Invoice	Invoice No: 208125856979	8/31/2020	Paid Amt: \$3.05
				E 01	103 050 171 000 401	General Supplies	\$155.40
PO#:		Voucher #:	86996	Invoice	Invoice No: 208125875518	8/31/2020	Paid Amt: \$155.40
				E 01	103 203 171 000 430	351905 stinky stickers praise words	\$10.85
PO#:	17062	Voucher #:	86997	Invoice	Invoice No: 208125828009	8/31/2020	Paid Amt: \$10.85
				E 01	207 203 172 000 430	9-2021182-677 sorter	\$21.82
PO#:	17232	Voucher #:	86998	Invoice	Invoice No: 208125858005	8/31/2020	Paid Amt: \$21.82
				E 01	103 050 171 000 401	General Supplies	\$4.54
PO#:		Voucher #:	86999	Invoice	Invoice No: 208125799457	8/31/2020	Paid Amt: \$4.54
				E 01	103 203 171 000 430	1589168 ticonderoga #2 pre sharpened pencil:	\$11.01
				E 01	103 203 171 000 430	1295562 X-Acto proX electric pencil sharpener	\$57.19
				E 01	103 203 171 000 430	1502504 dry erase cloth	\$8.92
				E 01	103 203 171 000 430	081454 Elmer's glue sticks 30 pk	\$13.06
				E 01	103 203 171 000 430	292675 Adam's magnet man	\$10.13
				E 01	103 203 171 000 430	085527 school smart finger paint 60#	\$33.27

Pipestone Area Schools ISD #2689 Detail Payment Register By Check

Co	Bank	Check No	Code	Rcd	Vendor	Pmt/Void Date	Pmt Type		
2689	FIN	61495	8089		SCHOOL SPECIALTY		Check		
				E 01	103 203 171 000 430	085831 cellulose sponge small 6		\$9.28	
				E 01	103 203 171 000 430	1534837 expo asst. dry erase markers 16/st		\$58.47	
				E 01	103 203 171 000 430	1534835 expo asst. dry erase marker 8/st		\$149.50	
				E 01	103 203 171 000 430	1537252 storex flop top tote pack 4 pk		\$42.89	
	PO#: 17069	Voucher #:	87000	Invoice	Invoice No: 308103576285	8/31/2020	Paid Amt:	\$393.72	
				E 01	103 203 171 000 430	2021396 sharpie laundry permanent marker		\$15.48	
				E 01	103 203 171 000 430	026026 marble cover composition book		\$19.00	
				E 01	103 203 171 000 430	shipping		\$8.41	
	PO#: 17069	Voucher #:	87001	Invoice	Invoice No: 208125747670	8/31/2020	Paid Amt:	\$42.89	
				E 01	103 203 171 000 430	084280 digital timer		\$8.57	
				E 01	103 203 171 000 430	081002 happy birthday pencils		\$5.18	
				E 01	103 203 171 000 430	411467 drawing chalf		\$3.16	
				E 01	103 203 171 000 430	085376 finger paint paper 16x22		\$7.14	
				E 01	103 203 171 000 430	085623 colored paper bags		\$16.24	
				E 01	103 203 171 000 430	1466264 fine point fabric markers		\$9.74	
				E 01	103 203 171 000 430	357181 happy birthday ribbon		\$4.15	
				E 01	103 203 171 000 430	1502466 fabric markers tulip neon		\$13.06	
				E 01	103 203 171 000 430	1502465 fabric markers rainbow		\$13.06	
				E 01	103 203 171 000 430	1594250 STEAM designs		\$17.41	
				E 01	103 203 171 000 430	2021537 Mr. Sketch scented markers		\$14.10	
				E 01	103 203 171 000 430	2008669 sharpie metallic markers 4/st		\$6.02	
				E 01	103 203 171 000 430	1330087 super spot stickers		\$9.11	
	PO#: 17062	Voucher #:	87002	Invoice	Invoice No: 308103576277	8/31/2020	Paid Amt:	\$126.94	
							Check Amount:	\$1,193.60	
2689	FIN	61496	7469		AMERICAN FENCE COMPANY INC		Check		
				E 01	005 865 000 384 520	Build Acq/Construct, TENNIS COURT		\$40,678.00	
	PO#:	Voucher #:	87003	Invoice	Invoice No: 26949	8/31/2020	Paid Amt:	\$40,678.00	
							Check Amount:	\$40,678.00	
2689	FIN	61497	8397		Bio Builder, Inc.		Check		
				E 01	005 850 000 302 510	Site or Grounds Acq		\$12,990.00	
	PO#:	Voucher #:	87004	Invoice	Invoice No: 57059	8/31/2020	Paid Amt:	\$12,990.00	
							Check Amount:	\$12,990.00	
2689	FIN	61500	5354		LAKESHORE LEARNING MATERIALS		Check		
				E 01	102 201 171 000 430	DB251 - Playstix		\$24.99	
				E 01	102 201 171 000 430	EE329 - Magnetic pattern block builders		\$49.99	
				E 01	102 201 171 000 430	FK230X - Classroom floor puzzles - complete :		\$100.00	
				E 01	102 201 171 000 430	shipping		\$71.05	
				E 01	102 201 171 000 430	LL112 - Lakeshore paper trays - red		\$7.99	

Pipestone Area Schools ISD #2689

Detail Payment Register By Check

Co	Bank	Check No	Code	Rcd	Vendor	Pmt/Void Date	Pmt Type
2689	FIN	61500	5354		LAKESHORE LEARNING MATERIALS		Check
				E 01	102 201 171 000 430	LL112 - Lakeshore paper trays - green	\$7.99
				E 01	102 201 171 000 430	LL112 - Lakeshore paper trays - blue	\$7.99
				E 01	102 201 171 000 430	LL112 - Lakeshore paper trays - orange	\$7.99
				E 01	102 201 171 000 430	LL112 - Lakeshore paper trays - purple	\$7.99
				E 01	102 201 171 000 430	EE626 - Learn-The-Alphabet rubbing plates	\$19.99
				E 01	102 201 171 000 430	JJ126 - Numbers & Counting rubbing plates	\$16.99
				E 01	102 201 171 000 430	LL904 - Storyteller writing box	\$29.99
				E 01	102 201 171 000 430	JJ386X - Double-sided learn to print write & wi	\$117.98
				E 01	102 201 171 000 430	LC968 - Uppercase magnetic letters	\$29.99
				E 01	102 201 171 000 430	TT293 - It's a Snap simple addition	\$29.99
				E 01	102 201 171 000 430	SHIPPING - 15% of order	\$0.00
PO#: 17103	Voucher #:	87005	Invoice	Invoice No:	1706660720	8/31/2020	Paid Amt: \$530.91
			E 01	102 201 171 000 430	LM392 CVC Words - Splash reading games	\$10.99	
			E 01	102 201 171 000 430	LM395 Sight words - Splach reading games	\$10.99	
			E 01	102 201 171 000 430	GG365X Tuoch and Read phonics word matcl	\$85.00	
			E 01	102 201 171 000 430	EE700X Snap and build phonics set	\$85.00	
			E 01	102 201 171 000 430	TT755X Snap and build sight words set	\$85.00	
			E 01	102 201 171 000 430	TT510X Fishing for sight words set	\$69.99	
			E 01	102 201 171 000 430	RR632 Giant ten frames activity dice	\$19.99	
			E 01	102 201 171 000 430	HH725X Self-checking math match ups set	\$24.64	
			E 01	102 201 171 000 430	XC343 9x11 1/2 Punches pack (100ct)	\$89.97	
			E 01	102 201 171 000 430	SHIPPING - 15% of order	\$0.00	
PO#: 17091	Voucher #:	87006	Invoice	Invoice No:	1709150720	8/31/2020	Paid Amt: \$481.57
			E 01	102 203 174 499 430	SE919 - Peekaboo Sensory Fish	\$16.99	
			E 01	102 203 174 499 430	DD645 - My First Pegboard set	\$29.99	
			E 01	102 203 174 499 430	LA653 - Shatterproof safety mirror	\$21.99	
			E 01	102 203 174 499 430	LL252 - Washable doll	\$19.99	
			E 01	102 203 174 499 430	RR426 - Peel and stick frames	\$14.54	
			E 01	102 203 174 499 430	SHIPPING - 15% of order	\$0.00	
			E 01	102 203 174 499 430	PD VIA CEM Funds	\$0.00	
PO#: 17099	Voucher #:	87007	Invoice	Invoice No:	1707640720	8/31/2020	Paid Amt: \$103.50
			E 01	102 203 171 000 430	DD817 - Reading comprehension	\$128.97	
			E 01	102 203 171 000 430	LL878 - Clipboards	\$113.96	
			E 01	102 203 171 000 430	PP182 - Countdown timer	\$22.04	
			E 01	102 203 171 000 430	SHIPPING - 15% of order	\$0.00	
PO#: 17124	Voucher #:	87008	Invoice	Invoice No:	1704380720	39 8/31/2020	Paid Amt: \$264.97
			E 01	102 203 171 000 401	FF916 16-tray mobile organizer	\$236.55	
			E 01	102 203 171 000 401	FF407 8-tray mobile organizer	\$129.00	

Pipestone Area Schools ISD #2689 Detail Payment Register By Check

Co	Bank	Check No	Code	Rcd	Vendor	Pmt/Void Date	Pmt Type
2689	FIN	61500	5354		LAKESHORE LEARNING MATERIALS		Check
				E 01	102 203 171 000 401	JJ386X Double-sided learn to print write & w	\$58.99
				E 01	102 203 171 000 401	BX700X Heavy duty book bins	\$94.98
				E 01	102 203 171 000 401	TS996 Kwik sticks tempera painters - class pl	\$70.29
				E 01	102 203 171 000 401	LL119 Large self-adhesive nameplate sleeves	\$89.97
				E 01	102 203 171 000 401	SCD122026 Eric Carle dotted nameplates	\$9.98
				E 01	102 203 171 000 401	JJ273 Lakeshore traditional manuscript name	\$15.98
				E 01	102 203 171 000 401	SHIPPING - 15% of order	\$0.00
PO#: 17128	Voucher #: 87009	Invoice	Invoice No: 1704370720		8/31/2020	Paid Amt: \$705.74	Check Amount: \$2,086.69
2689	FIN	61501	00743		GREG'S WELDING, INC.		Check
				E 01	300 361 442 000 430	Instructional Supply	\$516.15
PO#:	Voucher #: 87017	Invoice	Invoice No: 08/31/2020		8/31/2020	Paid Amt: \$516.15	Check Amount: \$516.15
2689	FIN	61502	5546		INNOVATIVE OFFICE SOLUTIONS		Check
				E 01	102 201 171 000 430	UNV20961 - 3-ring view binders, 1" 11x8.5" - E	\$157.00
				E 01	102 203 171 000 430	UNV20961 - 3-ring view binders, 1" 11x8.5" - E	\$117.75
				E 01	102 203 171 000 430	SHIPPING - FREE	\$0.00
PO#: 17111	Voucher #: 87013	Invoice	Invoice No: 3018475		8/31/2020	Paid Amt: \$274.75	Check Amount: \$274.75
2689	FIN	61503	5354		LAKESHORE LEARNING MATERIALS		Check
				E 01	102 203 171 000 430	LK467 - Crystal Chambers	\$24.99
				E 01	102 203 171 000 430	LC107 - Magnetic designer	\$39.98
				E 01	102 203 171 000 430	LC108 - Pattern cards for Mag. designer	\$6.99
				E 01	102 203 171 000 430	BX700X - Heavy-duty big bins, set of 6	\$49.99
				E 01	102 203 171 000 430	PX80 - Superbright liquid tempera assortment	\$23.50
				E 01	102 203 171 000 430	LM927 - Super safe craft tape center	\$44.99
				E 01	102 203 171 000 430	PP471 - Uppercase letter stamps	\$12.99
				E 01	102 203 171 000 430	LA712 - giant washable ink pad set	\$37.00
				E 01	102 203 171 000 430	PP470 - Lowercase letter stamps	\$12.99
				E 01	102 203 171 000 430	SHIPPING - 15% of order	\$0.62
PO#: 17110	Voucher #: 87010	Invoice	Invoice No: 1705750720		8/31/2020	Paid Amt: \$254.04	
				E 01	102 412 000 740 433	EE228 Giant Alphabet Beads	\$29.99
				E 01	102 412 000 740 433	HH879 Linking Moneys - lowercase	\$29.99
				E 01	102 412 000 740 433	RR416 Color-changing touch board	\$49.99
				E 01	102 412 000 740 433	AA758X Connect & Store book bins	\$34.99
				E 01	102 412 000 740 433	HH602 Easy-grip sponge painters, lowercase	\$34.99
				E 01	102 412 000 740 433	LA278 Uppercase alphabet & number dough	\$29.99
				E 01	102 412 000 740 433	JJ539 Wipe & write alphabet practice cards	\$24.99

Pipestone Area Schools ISD #2689 Detail Payment Register By Check

Co	Bank	Check No	Code	Rcd	Vendor	Pmt/Void Date	Pmt Type
2689	FIN	61503	5354		LAKESHORE LEARNING MATERIALS		Check
				E 01	102 412 000 740 433	TT811 Double-sided magnetic letter tiles	\$49.99
				E 01	102 412 000 740 433	FF525F Snap together letter blocks	\$59.99
				E 01	102 412 000 740 433	TT507 Fishing for sight-words, Level I	\$24.99
				E 01	102 412 000 740 433	PP580 Giant magnetic early writing page	\$29.99
				E 01	102 412 000 740 433	RA683 Math links	\$16.99
				E 01	102 412 000 740 433	JJ390X Bingo games learning library	\$73.68
				E 01	102 412 000 740 433	SHIPPING - 15% of order	\$0.00
PO#: 17145	Voucher #: 87011	Invoice	Invoice No: 1703800720		8/31/2020	Paid Amt: \$490.56	Check Amount: \$744.60
2689	FIN	61504	9659		REALLY GOOD STUFF, LLC		Check
				E 01	102 203 171 000 430	155787 - Vinyl name tag sleeves	\$89.97
				E 01	102 203 171 000 430	165231AXC - Chalkboard nametags	\$32.99
				E 01	102 203 171 000 430	165419AXC - Objectives poster	\$15.99
				E 01	102 203 171 000 430	165663AXC - First, then	\$19.99
				E 01	102 203 171 000 430	165593AXC - Token boards	\$19.99
				E 01	102 203 171 000 430	163584AXC - Journal	\$109.16
				E 01	102 203 171 000 430	163444AXC - Clothespins	\$10.99
				E 01	102 203 171 000 430	156661AXC - Crowns	\$17.98
				E 01	102 203 171 000 430	164265AXC - pencil dispenser	\$43.99
				E 01	102 203 171 000 430	707593AXC - Whiteboard erasers	\$60.00
				E 01	102 203 171 000 430	SHIPPING - 12% of order	\$50.53
PO#: 17125	Voucher #: 87012	Invoice	Invoice No: 7260171		8/31/2020	Paid Amt: \$471.58	Check Amount: \$471.58
2689	FIN	61507	9467		SHI INTERNATIONAL CORP.		Check
				E 01	300 211 161 000 466	200 Dell Chrombooks	\$24,800.00
PO#: 17187	Voucher #: 87014	Invoice	Invoice No: B11912028		9/1/2020	Paid Amt: \$24,800.00	Check Amount: \$24,800.00
2689	FIN	61508	9916		SHI INTERNATIONAL CORP.		Check
				E 01	300 211 161 000 466	Instructional Technology Devic	\$5,000.00
PO#:	Voucher #: 87015	Invoice	Invoice No: B11907806		9/1/2020	Paid Amt: \$5,000.00	
				E 06	005 870 000 000 555	INTERACTIVE DISPLAY FOR OFFICE REMO	\$3,856.90
PO#: 17253	Voucher #: 87016	Invoice	Invoice No: B12037121		9/1/2020	Paid Amt: \$3,856.90	Check Amount: \$8,856.90
2689	FIN	61510	8727		SCHOOL DATEBOOKS, INC.		Check
				E 01	207 203 172 000 430	Instructional Supply	\$1,669.35
PO#:	Voucher #: 87018	Invoice	Invoice No: S20-0175106		9/1/2020	Paid Amt: \$1,669.35	Check Amount: \$1,669.35

Pipestone Area Schools ISD #2689 Detail Payment Register By Check

Co	Bank	Check No	Code	Rcd	Vendor	Pmt/Void Date	Pmt Type
2689	FIN	61511	00276		XCEL ENERGY		Check
				E 01	102 810 184 000 330	Utilities/Electricity, MAY 2020	\$1,219.84
				E 01	103 810 184 000 330	Utilities/Electricity, MAY 2020	\$858.94
				E 01	102 810 184 000 330	Utilities/Electricity, JULY 2020	\$1,206.52
				E 01	103 810 184 000 330	Utilities/Electricity, JULY 2020	\$787.00
PO#:	Voucher #:	87020	Invoice	Invoice No:	51-6323555-0	9/1/2020	Paid Amt: \$4,072.30
							Check Amount: \$4,072.30
2689	FIN	61512	9587		BIO AG ENERGY SERVICES, LLC		Check
				E 06	005 870 000 000 520	Build Acq/Construct	\$46.98
PO#:	Voucher #:	87021	Invoice	Invoice No:	18464	9/1/2020	Paid Amt: \$46.98
				E 06	005 870 000 000 520	Build Acq/Construct	\$26.11
PO#:	Voucher #:	87022	Invoice	Invoice No:	18416	9/1/2020	Paid Amt: \$26.11
							Check Amount: \$73.09
2689	FIN	61513	9362		BIO COMPANY INC		Check
				E 01	300 260 172 000 430	Instructional Supply	\$43.50
PO#:	Voucher #:	87029	Invoice	Invoice No:	1015637	9/1/2020	Paid Amt: \$43.50
							Check Amount: \$43.50
2689	FIN	61514	7390		BLICK ART MATERIALS		Check
				E 01	300 230 172 000 430	Instructional Supply	\$11.54
PO#:	Voucher #:	87028	Invoice	Invoice No:	4387516	9/1/2020	Paid Amt: \$11.54
				E 01	300 230 172 000 430	Instructional Supply	\$1,849.57
PO#:	Voucher #:	87030	Invoice	Invoice No:	4380711	9/1/2020	Paid Amt: \$1,849.57
							Check Amount: \$1,861.11
2689	FIN	61515	01097		FLINN SCIENTIFIC INC		Check
				E 01	300 260 172 000 430	Rubber Tubing,Black, 50 ft, 5/16:id x 1/16:	\$57.95
				E 01	300 260 172 000 430	Tirrill Burner, Natural Gas	\$198.60
				E 01	300 260 172 000 430	Crucible Tongs	\$97.95
				E 01	300 260 172 000 430	Test Tubes w/o Rims, Disposable, 16x150 mm	\$67.10
				E 01	300 260 172 000 430	Test Tubes w/o rims, Disposable, 20x150 mm,	\$77.65
				E 01	300 260 172 000 430	Spirit-filled Thermometer, aE: 20 to 150 A C, P:	\$148.08
				E 01	300 260 172 000 430	Meter Stick, Hardwood, English/Metric, 1 Mete	\$66.60
PO#: 17276	Voucher #:	87027	Invoice	Invoice No:	2498373	9/1/2020	Paid Amt: \$713.93
							Check Amount: \$713.93
2689	FIN	61516	7731		GOPHER		Check
				E 01	103 203 161 000 430	GF72-032 set of 6 duraball playground ball	\$164.85
				E 01	103 203 161 000 430	GF71-922 Junior football set of 6	\$159.90
				E 01	103 203 161 000 430	GF71-923 Youth football set of 6	\$84.85
				E 01	103 203 161 000 430	GF62-043 set of 6 Gopher victory 1000	\$179.90

Pipestone Area Schools ISD #2689 Detail Payment Register By Check

Co	Bank	Check No	Code	Rcd	Vendor	Pmt/Void Date	Pmt Type
2689	FIN	61516	7731		GOPHER		Check
				E 01	103 203 161 000 430	GF43- 523 Set of 12 Dura Hoops	\$76.26
				E 01	103 203 161 000 430	GF31-202 Set of 6 quick turn jump ropes 8	\$65.85
				E 01	103 203 161 000 430	GF31-203 Set of 6 Quick turn jump ropes 9	\$68.85
				E 01	103 203 161 000 430	GF31-205 set of 6 Quick turn long rops 16	\$65.90
				E 01	103 203 161 000 430	GF20-545 Set of 6 Frisbee all sport	\$99.90
		PO#: 17288	Voucher #: 87032	Invoice	Invoice No: 9763047	9/1/2020	Paid Amt: \$966.26
							Check Amount: \$966.26
2689	FIN	61517	9927		QUADIENT LEASING USA, INC.,		Check
				E 01	005 110 000 000 370	Rentals & Leases 9/14-12/14	\$1,180.36
		PO#:	Voucher #: 87025	Invoice	Invoice No: N8439212	9/1/2020	Paid Amt: \$1,180.36
							Check Amount: \$1,180.36
2689	FIN	61518	8089		SCHOOL SPECIALTY		Check
				E 01	103 050 171 000 401	General Supplies	\$13.48
		PO#:	Voucher #: 87026	Invoice	Invoice No: 208125885592	9/1/2020	Paid Amt: \$13.48
							Check Amount: \$13.48
2689	FIN	61519	7328		US GAMES		Check
				E 01	207 203 172 000 406	FG SW License - Hosted New per Quote #2111	\$549.00
		PO#: 17261	Voucher #: 87031	Invoice	Invoice No: 909697062	9/1/2020	Paid Amt: \$549.00
							Check Amount: \$549.00
2689	FIN	61520	01637		WEST MUSIC		Check
				E 01	102 203 171 000 430	203424 LPA 1331 Aspire Cajon	\$149.99
		PO#: 17092	Voucher #: 87023	Invoice	Invoice No: SL1907892	9/1/2020	Paid Amt: \$149.99
				E 01	102 203 171 000 430	204479 VS13 AA Combo pack; Djembe, Tim,	\$464.00
				E 01	102 203 171 000 430	202547 G-522A Medium shekere	\$40.95
				E 01	102 203 171 000 430	Freight	\$13.37
		PO#: 17092	Voucher #: 87024	Invoice	Invoice No: S1900430	9/1/2020	Paid Amt: \$518.32
							Check Amount: \$668.31
2689	FIN	61521	7882		C & B OPERATIONS LLC		Check
				E 01	005 810 000 000 401	General Supplies	\$363.32
		PO#:	Voucher #: 87033	Invoice	Invoice No: 10875769	9/1/2020	Paid Amt: \$363.32
							Check Amount: \$363.32
2689	FIN	61522	9576		PREMIER FURNITURE AND EQUIPMENT		Check
				E 06	005 870 000 000 530	OTG11820B(CX) Wood Guest Chair Cordovan	\$880.00
				E 06	005 870 000 000 530	OTG13012 Square Shaped Modular Ottoman	\$368.00
				E 06	005 870 000 000 530	OTG13007 Round Shaped Modular Ottoman	\$338.00
		PO#: 17277	Voucher #: 87034	Invoice	Invoice No: 3166	9/1/2020	Paid Amt: \$1,586.00
							Check Amount: \$1,586.00

Pipestone Area Schools ISD #2689 Detail Payment Register By Check

Co	Bank	Check No	Code	Rcd	Vendor	Pmt/Void Date	Pmt Type		
2689	FIN	61523	7947		BIG SIOUX REVIEW		Check		
				E 01	300 258 233 000 369	Entry Fees/Student Travel		\$100.00	
	PO#:	Voucher #:	87035	Invoice	Invoice No: 09/02/2020			9/1/2020	
							Paid Amt:	\$100.00	
							Check Amount:	\$100.00	
2689	FIN	61524	6745		MOC-FLOYD VALLEY HIGH SCHOOL		Check		
				E 01	300 258 233 000 369	Entry Fees/Student Travel		\$200.00	
	PO#:	Voucher #:	87036	Invoice	Invoice No: 09/02/2020			9/1/2020	
							Paid Amt:	\$200.00	
							Check Amount:	\$200.00	
2689	FIN	61525	00224		LUDOLPH BUS INCORPORATED		Check		
				E 01	005 640 173 316 366	Curriculum Staff Development, TYPE III TRAIN		\$1,522.33	
				E 01	005 810 000 154 401	General Supplies, DISINFECTANT		\$679.55	
				E 03	005 760 000 723 360	Transp Cntrt W/Public Handicap		\$3,975.06	
				E 03	005 760 000 713 360	Transp Cntrt W/Public, LB		\$473.28	
	PO#:	Voucher #:	87037	Invoice	Invoice No: 1864			9/1/2020	
							Paid Amt:	\$6,650.22	
							Check Amount:	\$6,650.22	
2689	FIN	61526	00224		LUDOLPH BUS INCORPORATED		Check		
				E 01	300 296 207 733 360	Transp Cntrt W/Public, GIRLS TENNIS		\$630.00	
	PO#:	Voucher #:	87038	Invoice	Invoice No: 4061			9/1/2020	
							Paid Amt:	\$630.00	
							Check Amount:	\$630.00	
2689	FIN	61527	9018		NETWORK SERVICES COMPANY		Check		
				E 01	005 810 000 000 401	General Supplies		\$4,012.75	
	PO#:	Voucher #:	87039	Invoice	Invoice No: 7078560			9/1/2020	
							Paid Amt:	\$4,012.75	
							Check Amount:	\$4,012.75	
2689	FIN	61528	00733		FESTIVAL OF BANDS		Check		
				E 01	300 258 233 000 369	Entry Fees/Student Travel, BAND		\$200.00	
	PO#:	Voucher #:	87042	Invoice	Invoice No: 09/08/2020			9/8/2020	
							Paid Amt:	\$200.00	
							Check Amount:	\$200.00	
2689	FIN	61529	4054		PIPESTONE KIWANIS CLUB		Check		
				E 01	005 640 173 316 366	Curriculum Staff Development, KEVIN		\$185.00	
				E 01	005 640 173 316 366	Curriculum Staff Development, MELANY		\$185.00	
	PO#:	Voucher #:	87041	Invoice	Invoice No: 09/08/2020			9/8/2020	
							Paid Amt:	\$370.00	
							Check Amount:	\$370.00	
2689	FIN	61530	9910		QUIST MOVING AND STORAGE		Check		
				E 06	005 870 000 000 520	Moving Furniture MS/HS Office		\$5,480.00	
	PO#: 17252	Voucher #:	87040	Invoice	Invoice No: 452917252			9/8/2020	
							Paid Amt:	\$5,480.00	
							Check Amount:	\$5,480.00	

Pipestone Area Schools ISD #2689 Detail Payment Register By Check

Co	Bank	Check No	Code	Rcd	Vendor	Pmt/Void Date	Pmt Type
2689	FIN	61531	9676		HUDL		Check
				E 01	300 292 000 000 430	Instructional Supply, HUDLE	\$1,999.00
PO#:	Voucher #:	87044	Invoice	Invoice No:	00962760	9/8/2020	Paid Amt: \$1,999.00
							Check Amount: \$1,999.00
2689	FIN	61532	9563		MATBOSS		Check
				E 01	300 294 210 000 430	Instructional Supply	\$399.00
PO#:	Voucher #:	87043	Invoice	Invoice No:	2783278705	9/8/2020	Paid Amt: \$399.00
							Check Amount: \$399.00
2689	FIN	61533	6458		HUBERT COMPANY LLC		Check
				E 02	005 770 161 701 401	39011 WORK TABLE (STAINLESS STEEL)	\$215.00
				E 02	005 770 161 701 401	ACRYLIC SNEEZEGUARD	\$114.00
				E 02	005 770 161 701 401	SHIPIPING	\$92.35
PO#: 17262	Voucher #:	87045	Invoice	Invoice No:	116602	9/8/2020	Paid Amt: \$421.35
							Check Amount: \$421.35
2689	FIN	61534	8835		NEW DOMINION SCHOOL		Check
				E 01	300 211 000 000 392	to Out-of-State Dist, AUG. 2020	\$638.19
PO#:	Voucher #:	87050	Invoice	Invoice No:	8683	9/8/2020	Paid Amt: \$638.19
							Check Amount: \$638.19
2689	FIN	61535	00300		PIPESTONE PUBLISHING CO INC		Check
				E 01	005 010 000 000 305	Consult & Serv.fees	\$1,270.29
PO#:	Voucher #:	87047	Invoice	Invoice No:	09/08/2020	9/8/2020	Paid Amt: \$1,270.29
							Check Amount: \$1,270.29
2689	FIN	61536	9929		SAVVAS LEARNING COMPANY, LLC		Check
				E 01	300 270 161 302 460	Magruder's Amer. Gov't. 2013 Teacher's Edition	\$131.47
				E 01	207 203 161 302 460	Envision Math 2.0 Teacher Edition Pkg Grade 1	\$560.97
				E 01	207 203 161 302 460	Envision Math 2.0 Teacher Resource Masters I	\$161.97
				E 01	207 203 161 302 460	shipping	\$59.81
PO#: 17270	Voucher #:	87051	Invoice	Invoice No:	4026170851	9/8/2020	Paid Amt: \$914.22
							Check Amount: \$914.22
2689	FIN	61537	3697		SW/WC SERVICE COOPERATIVE		Check
				E 01	005 605 000 000 316	Tech Services Purchased Coop, JULY 2020	\$7,738.00
PO#:	Voucher #:	87046	Invoice	Invoice No:	64969	9/8/2020	Paid Amt: \$7,738.00
				E 01	005 204 000 414 303	NEW TEACHER CENTER COHERT 3	\$23,760.00
PO#:	Voucher #:	87048	Invoice	Invoice No:	64888	9/8/2020	Paid Amt: \$23,760.00
				E 01	005 110 000 000 405	Non Instructional Comp Softwar, TIMECLOCK	\$1,100.00
PO#:	Voucher #:	87049	Invoice	Invoice No:	65006	9/8/2020	Paid Amt: \$1,100.00
				E 01	005 204 000 414 303	NEW TEACHER TRAINING CENTER	\$1,240.00

Pipestone Area Schools ISD #2689 Detail Payment Register By Check

Co	Bank	Check No	Code	Rcd	Vendor	Pmt/Void Date	Pmt Type		
2689	FIN	61537	3697		SW/WC SERVICE COOPERATIVE		Check		
				E 01	005 204 000 414 304	NEW TEACHER TRAINING CENTER		\$6,160.00	
PO#:	Voucher #:	87052	Invoice		Invoice No: 64891	9/8/2020	Paid Amt:	\$7,400.00	
								Check Amount:	\$39,998.00
2689	FIN	61538	8089		SCHOOL SPECIALTY		Check		
				E 01	006 203 171 000 430	See order as attached - CART #7792105948		\$229.87	
				E 01	006 203 171 000 430	MISC		\$0.00	
PO#: 17130	Voucher #:	87056	Invoice		Invoice No: 308103575916	9/9/2020	Paid Amt:	\$229.87	
			E 01	103 050	171 000 401	General Supplies		\$14.40	
PO#:	Voucher #:	87057	Invoice		Invoice No: 208125909005	9/9/2020	Paid Amt:	\$14.40	
			E 01	100 219	171 317 430	978083886 - EPS Words I Use Classroom Set		\$67.59	
			E 01	100 219	171 317 430	SHIPPING - FREE		\$0.00	
PO#: 17102	Voucher #:	87058	Invoice		Invoice No: 208125418137	9/9/2020	Paid Amt:	\$67.59	
			E 01	006 203	171 000 430	See order as attached - Cart #7792040893		\$553.90	
PO#: 17066	Voucher #:	87059	Invoice		Invoice No: 308103557160	9/9/2020	Paid Amt:	\$553.90	
			E 01	102 203	171 000 430	9780838860823 - Words I Use When I Write C		\$181.05	
			E 01	102 203	171 000 430	SHIPPING (parcel items)		\$21.73	
PO#: 17127	Voucher #:	87060	Invoice		Invoice No: 208125410154	9/9/2020	Paid Amt:	\$202.78	
			E 01	102 203	171 000 430	See Order as attached - CART #7792097484		\$6.10	
			E 01	102 203	171 000 430	SHIPPING - FREE		\$0.00	
PO#: 17119	Voucher #:	87061	Invoice		Invoice No: 20812584136	9/9/2020	Paid Amt:	\$6.10	
			E 01	102 203	171 000 430	Instructional Supply		\$34.73	
PO#:	Voucher #:	87062	Invoice		Invoice No: 208125417784	9/9/2020	Paid Amt:	\$34.73	
			E 01	102 203	174 499 430	2002799 School Smart tempera paint set - 12		\$38.99	
			E 01	102 203	174 499 430	2023385 SunWorks construction paper - 9x11		\$13.51	
			E 01	102 203	174 499 430	2023184 Maped 3D sensoft left-handed sciss		\$5.43	
PO#: 17133	Voucher #:	87063	Invoice		Invoice No: 308103553751	9/9/2020	Paid Amt:	\$57.93	
			E 01	100 219	171 317 430	1483031 - Primary journals - 8 1/2 x 11 CAF		\$128.40	
			E 01	100 219	171 317 430	SHIPPING - FREE		\$0.00	
PO#: 17136	Voucher #:	87064	Invoice		Invoice No: 208125409954	9/9/2020	Paid Amt:	\$128.40	
			E 01	102 203	171 000 430	See order as attached - Cart #7792097257		\$62.82	
PO#: 17112	Voucher #:	87065	Invoice		Invoice No: 308103575924	9/9/2020	Paid Amt:	\$62.82	
			E 01	102 203	171 000 430	Instructional Supply		\$43.35	
PO#:	Voucher #:	87066	Invoice		Invoice No: 208125786710	9/9/2020	Paid Amt:	\$43.35	
								Check Amount:	\$1,401.87
2689	FIN	61539	3697		SW/WC SERVICE COOPERATIVE		Check		
				E 01	300 640 172 316 366	MS/HS Staff Development, LAROCK		\$40.00	
PO#:	Voucher #:	87054	Invoice		Invoice No: 64980	9/9/2020	Paid Amt:	\$40.00	
			E 01	100 412	000 740 396	Special Ed Purchased From Dist		\$863.67	

Pipestone Area Schools ISD #2689 Detail Payment Register By Check

Co	Bank	Check No	Code	Rcd	Vendor	Pmt/Void Date	Pmt Type
2689	FIN	61539	3697		SW/WC SERVICE COOPERATIVE		Check
				E 01	100 412 000 740 397 Sp Ed Benefits Purchased		\$292.65
				E 01	100 412 000 740 366 Travel, HOF		\$357.68
				E 01	005 404 000 740 396 Special Ed Purchased From Dist		\$158.68
				E 01	005 404 000 740 397 Sp Ed Benefits Purchased		\$53.95
				E 01	005 404 000 740 366 Travel, BRIDGEWATER		\$29.87
PO#:	Voucher #:	87055	Invoice	Invoice No:	65034	9/9/2020	Paid Amt: \$1,756.50
							Check Amount: \$1,796.50
2689	FIN	61540	6446		TRANE		Check
				E 01	300 810 000 000 350 Repair&maint Service		\$1,889.00
PO#:	Voucher #:	87053	Invoice	Invoice No:	311079073	9/9/2020	Paid Amt: \$1,889.00
							Check Amount: \$1,889.00
2689	FIN	61541	7390		BLICK ART MATERIALS		Check
				E 01	300 230 172 000 430 Instructional Supply		\$98.60
PO#:	Voucher #:	87069	Invoice	Invoice No:	4416797	9/10/2020	Paid Amt: \$98.60
				E 01	300 230 172 000 430 Instructional Supply		\$128.18
PO#:	Voucher #:	87071	Invoice	Invoice No:	4408965	9/10/2020	Paid Amt: \$128.18
							Check Amount: \$226.78
2689	FIN	61542	4939		FIRST LUTHERAN CHURCH		Check
				E 01	005 582 000 344 370 Rentals & Leases, OCT. 2020		\$2,200.00
PO#:	Voucher #:	87068	Invoice	Invoice No:	09/10/2020	9/10/2020	Paid Amt: \$2,200.00
							Check Amount: \$2,200.00
2689	FIN	61543	00256		HILLYARD INC/ SIOUX FALLS		Check
				E 01	005 810 000 000 401 General Supplies		\$1,837.22
PO#:	Voucher #:	87072	Invoice	Invoice No:	604016522	9/10/2020	Paid Amt: \$1,837.22
				E 01	005 810 000 000 401 General Supplies		\$146.40
PO#:	Voucher #:	87073	Invoice	Invoice No:	604016521	9/10/2020	Paid Amt: \$146.40
				E 01	005 810 000 154 401 General Supplies, COVID FACE SHIELDS & F		\$2,282.58
PO#:	Voucher #:	87074	Invoice	Invoice No:	604016523	9/10/2020	Paid Amt: \$2,282.58
				E 01	005 810 000 154 401		\$1,110.98
PO#:	Voucher #:	87075	Invoice	Invoice No:	604016520	9/10/2020	Paid Amt: \$1,110.98
				E 01	005 810 000 000 401 General Supplies		\$1,609.36
				E 01	005 810 000 154 401 COVID YOUTH FACE MASKS & SHIELDS		\$2,458.00
PO#:	Voucher #:	87076	Invoice	Invoice No:	604016524	9/10/2020	Paid Amt: \$4,067.36
				E 01	005 810 000 000 401 General Supplies		\$37.20
PO#:	Voucher #:	87077	Invoice	Invoice No:	604031475	9/10/2020	Paid Amt: \$37.20
							Check Amount: \$9,481.74

Pipestone Area Schools ISD #2689 Detail Payment Register By Check

Co	Bank	Check No	Code	Rcd	Vendor	Pmt/Void Date	Pmt Type
2689	FIN	61544	6880		ITC		Check
				E 01	006 810 000 000 320	Communications/Phone	\$39.14
	PO#:	Voucher #:	87067	Invoice	Invoice No: 11169176	9/10/2020	Paid Amt: \$39.14
							Check Amount: \$39.14
2689	FIN	61545	00574		NASCO		Check
				E 01	207 260 172 000 430	SB14188 Glass Plates	\$59.80
				E 01	207 260 172 000 430	SB26433 Black streak plates	\$43.80
	PO#: 17273	Voucher #:	87070	Invoice	Invoice No: 891794	9/10/2020	Paid Amt: \$103.60
							Check Amount: \$103.60
2689	FIN	61546	8426		BENNET OFFICE TECHNOLOGIES		Check
				E 01	005 110 000 000 370	Rentals & Leases, 8/1-8/31	\$4,384.41
	PO#:	Voucher #:	87080	Invoice	Invoice No: 308300	9/10/2020	Paid Amt: \$4,384.41
							Check Amount: \$4,384.41
2689	FIN	61547	03105		GOPHER		Check
				E 01	102 203 171 000 530	GH-88-036 UCS 2 3/8" foam mats - leather c	\$3,945.00
				E 01	102 203 171 000 530	13-003 Winter Viking Tricart	\$289.00
				E 01	102 203 171 000 530	SHIPPING	\$381.65
	PO#: 17131	Voucher #:	87095	Invoice	Invoice No: 9763893	9/10/2020	Paid Amt: \$4,615.65
							Check Amount: \$4,615.65
2689	FIN	61548	5546		INNOVATIVE OFFICE SOLUTIONS		Check
				E 01	006 203 171 000 430	See order as attached - CART-3021709	\$1,010.37
	PO#: 17067	Voucher #:	87091	Invoice	Invoice No: 3018490	9/10/2020	Paid Amt: \$1,010.37
							Check Amount: \$1,010.37
2689	FIN	61549	01140		JERS ELECTRIC INC		Check
				E 01	300 810 000 000 350		\$90.34
	PO#:	Voucher #:	87086	Invoice	Invoice No: 2461	9/10/2020	Paid Amt: \$90.34
							Check Amount: \$90.34
2689	FIN	61550	5354		LAKESHORE LEARNING MATERIALS		Check
				E 01	102 203 171 000 401	FF347 - 10-bin storage	\$265.05
	PO#: 17121	Voucher #:	87089	Invoice	Invoice No: 1705050720	9/10/2020	Paid Amt: \$265.05
				E 01	102 203 174 499 430	LC652 Double-space mobile drying rack	\$142.18
				E 01	102 203 174 499 430	CB214 Jumbo cardboard blocks - master set	\$39.99
				E 01	102 203 174 499 430	VX841 Best-buy standard crayons - 12-color	\$89.99
				E 01	102 203 174 499 430	BA8150 Pom-poms - 300ct	\$17.98
				E 01	102 203 174 499 430	BA7112 Pipe stems - 100ct	\$5.97
				E 01	102 203 174 499 430	LC120 Colored feathers	\$5.99
				E 01	102 203 174 499 430	LA712 Bright giant washable color ink pads -	\$29.99
				E 01	102 203 174 499 430	LL171 Washable ink pads - set/5 colors	\$18.99

Pipestone Area Schools ISD #2689 Detail Payment Register By Check

Co	Bank	Check No	Code	Rcd	Vendor	Pmt/Void Date	Pmt Type
2689	FIN	61550	5354		LAKESHORE LEARNING MATERIALS		Check
				E 01	102 203 174 499 430	DR501 Design rollers - 6/set	\$16.99
				E 01	102 203 174 499 430	LA416 - Classroom carry-all supply caddy	\$24.99
				E 01	102 203 174 499 430	DD939 - Turn & Learn magnetic gears	\$19.99
				E 01	102 203 174 499 430	AA275 - Link & Go! Magnetic train	\$29.99
				E 01	102 203 174 499 430	VR977 - Mix & Match magnetic vehicles Jr	\$29.99
				E 01	102 203 174 499 430	TT451 - Fairy Land playset	\$49.99
				E 01	102 203 174 499 430	PX2020 - Fully washable liquid tempera paint s	\$69.00
				E 01	102 203 174 499 430	EE332 - Foat & Find alphabet bubbles	\$29.99
				E 01	102 203 174 499 430	PP511 - Sensory slime	\$19.99
				E 01	102 203 174 499 430	VR154 - Squish & squeeze sensory beads	\$39.98
				E 01	102 203 174 499 430	KW5850 - Art tissue paper, 50ct	\$3.79
				E 01	102 203 174 499 430	EE396 - Story sequencing puzzle set	\$29.99
				E 01	102 203 174 499 430	FF431 - Moods & emotions puzzle set	\$79.99
				E 01	102 203 174 499 430	PP206 - Space puzzle	\$10.99
				E 01	102 203 174 499 430	RA709 - Dealing w/feelings board-book set	\$58.50
				E 01	102 203 174 499 430	RA324 - Multi-cultural board book collection	\$59.50
				E 01	102 203 174 499 430	LA583 - Stand-up Write & Wipe center	\$129.00
				E 01	102 203 174 499 430	TS547Z - Best buy blunt tip scissors - 12/set	\$16.99
				E 01	102 203 174 499 430	TS281 - Easy squeeze scissors	\$8.97
	PO#: 17135	Voucher #:	87090	Invoice	Invoice No: 1704360720	9/10/2020	Paid Amt: \$1,079.70
							Check Amount: \$1,344.75
2689	FIN	61551	9228		LUANN'S GAS & MORE		Check
				E 01	005 810 190 000 366	Travel Custodial	\$57.17
	PO#:	Voucher #:	87084	Invoice	Invoice No: 09/10/2020	9/10/2020	Paid Amt: \$57.17
							Check Amount: \$57.17
2689	FIN	61552	7707		MASMS		Check
				E 01	005 640 173 316 366	Curriculum Staff Development, CAL	\$100.00
	PO#:	Voucher #:	87097	Invoice	Invoice No: FORM A 20/21	9/10/2020	Paid Amt: \$100.00
							Check Amount: \$100.00
2689	FIN	61553	6678		NDR CABLES & NETWORKS		Check
				E 01	005 605 150 000 455	NonInstructional Tech Supplies	\$109.43
	PO#:	Voucher #:	87082	Invoice	Invoice No: 13417	9/10/2020	Paid Amt: \$109.43
							Check Amount: \$109.43
2689	FIN	61554	9018		NETWORK SERVICES COMPANY		Check
				E 01	005 810 000 000 401	General Supplies	\$659.66
	PO#:	Voucher #:	87083	Invoice	Invoice No: 7078561	9/10/2020	Paid Amt: \$659.66
							Check Amount: \$659.66

Pipestone Area Schools ISD #2689 Detail Payment Register By Check

Co	Bank	Check No	Code	Rcd	Vendor	Pmt/Void Date	Pmt Type		
2689	FIN	61555	7787		OVERHEAD DOOR CO.		Check		
				E 01	300 810 000 000 350	Repair&maint Service		\$204.08	
PO#:	Voucher #:	87096	Invoice		Invoice No: 0341090-IN	9/10/2020	Paid Amt:	\$204.08	
							Check Amount:	\$204.08	
2689	FIN	61556	9684		PATHS PROGRAM		Check		
				E 01	103 216 000 401 433	paths grade 4 classroom implementation pack;		\$489.00	
				E 01	103 216 000 401 433	paths Grade 5 Classroom Implementation pacl		\$2,076.00	
				E 01	103 216 000 401 433	shipping & Handling		\$256.50	
PO#: 17287	Voucher #:	87094	Invoice		Invoice No: SPY_#1489	9/10/2020	Paid Amt:	\$2,821.50	
							Check Amount:	\$2,821.50	
2689	FIN	61557	00303		POPPLERS MUSIC INC.		Check		
				E 01	102 203 171 000 430	G9665 Songtale book: Had a Little Rooster		\$16.95	
				E 01	102 203 171 000 430	G9548 Songtale book: Kitty Alone		\$17.95	
				E 01	102 203 171 000 430	G8121 Songtale book: Risseldy Rosseldy		\$16.95	
				E 01	102 203 171 000 430	G8454 Songtale: There's a Hole in the Buck		\$17.95	
				E 01	102 203 171 000 430	SHIPPING		\$11.95	
PO#: 17093	Voucher #:	87092	Invoice		Invoice No: 2389898	9/10/2020	Paid Amt:	\$81.75	
							Check Amount:	\$81.75	
2689	FIN	61558	9784		SCHOLASTIC BOOK FAIRS - 15		Check		
				E 01	207 260 172 302 460	#030-1120		\$284.70	
				E 01	207 260 172 302 460	SHIPPING		\$28.47	
PO#: 17285	Voucher #:	87081	Invoice		Invoice No: M7006289 8	9/10/2020	Paid Amt:	\$313.17	
							Check Amount:	\$313.17	
2689	FIN	61559	8089		SCHOOL SPECIALTY		Check		
				E 01	102 203 171 000 430	Instructional Supply		\$4.35	
PO#:	Voucher #:	87078	Invoice		Invoice No: 208125840707	9/10/2020	Paid Amt:	\$4.35	
				E 01	102 203 171 000 430	Instructional Supply		\$26.17	
PO#:	Voucher #:	87079	Invoice		Invoice No: 208125885580	9/10/2020	Paid Amt:	\$26.17	
							Check Amount:	\$30.52	
2689	FIN	61560	5116		STANLEY DEWEERD		Check		
				E 01	102 810 000 000 350	Repair&maint Service		\$120.00	
PO#:	Voucher #:	87085	Invoice		Invoice No: 33166	9/10/2020	Paid Amt:	\$120.00	
							Check Amount:	\$120.00	
2689	FIN	61561	9721		SUMMIT COMPANIES		Check		
				E 01	300 865 000 363 350	Repair&maint Service, KITCHEN FIRE SUPPF		\$912.00	
PO#:	Voucher #:	87093	Invoice		Invoice No: 155086	9/10/2020	Paid Amt:	\$912.00	
							Check Amount:	\$912.00	

Pipestone Area Schools ISD #2689 Detail Payment Register By Check

Co	Bank	Check No	Code	Rcd	Vendor	Pmt/Void Date	Pmt Type
2689	FIN	61562	6574		TEACHER DIRECT		Check
				E 01	102 203 171 000 430	342-17712TPG Pencil grip	\$19.88
				E 01	102 203 171 000 430	342-12712TPG The pinch grip	\$20.88
				E 01	102 203 171 000 430	342-1020T Storage box	\$12.88
				E 01	102 203 171 000 430	342-9026NS Traditional manuscript desk plat	\$6.88
				E 01	102 203 171 000 430	342-10404ASH Self-adhesive nameplates po	\$12.48
				E 01	102 203 171 000 430	342-D1505MSG 1st graders are #1	\$2.68
				E 01	102 203 171 000 430	342-D1063MSG Snowflake glitter	\$5.36
				E 01	102 203 171 000 430	SHIPPING - FREE	\$0.00
	PO#: 17122	Voucher #:	87088	Invoice	Invoice No: 2020/12577	9/10/2020	Paid Amt: \$81.04
							Check Amount: \$81.04
2689	FIN	61563	6446		TRANE		Check
				E 01	300 810 000 000 350	Repair&maint Service	\$763.54
	PO#:	Voucher #:	87087	Invoice	Invoice No: 7760060	9/10/2020	Paid Amt: \$763.54
							Check Amount: \$763.54
2689	FIN	61564	00300		PIPESTONE PUBLISHING CO INC		Check
				E 01	300 050 172 000 401	General Supplies	\$18.32
	PO#:	Voucher #:	87098	Invoice	Invoice No: 10297	9/11/2020	Paid Amt: \$18.32
							Check Amount: \$18.32
2689	FIN	61565	00513		MN STATE HIGH SCHOOL LEAGUE		Check
				E 01	300 292 000 000 820	Dues & Membership	\$3,642.00
	PO#:	Voucher #:	87099	Invoice	Invoice No: 036923	9/11/2020	Paid Amt: \$3,642.00
							Check Amount: \$3,642.00
2689	FIN	61566	9749		ACTIVE HEATING INC		Check
				E 06	005 870 000 000 520	Build Acq/Construct	\$136,990.00
	PO#:	Voucher #:	87123	Invoice	Invoice No: 09/14/2020	9/14/2020	Paid Amt: \$136,990.00
							Check Amount: \$136,990.00
2689	FIN	61567	9723		AMERICAN ENGINEERING TESTING INC		Check
				E 06	005 870 000 000 305	Consult & Serv.fees, SOILS & MATERIALS	\$4,372.95
	PO#:	Voucher #:	87102	Invoice	Invoice No: 1302225	9/14/2020	Paid Amt: \$4,372.95
							Check Amount: \$4,372.95
2689	FIN	61568	01414		BUILDERS SUPPLY COMPANY		Check
				E 06	005 870 000 000 520	Build Acq/Construct	\$159,459.22
	PO#:	Voucher #:	87122	Invoice	Invoice No: 09/14/2020	9/14/2020	Paid Amt: \$159,459.22
							Check Amount: \$159,459.22

Pipestone Area Schools ISD #2689 Detail Payment Register By Check

Co	Bank	Check No	Code	Rcd	Vendor	Pmt/Void Date	Pmt Type
2689	FIN	61569	9751		CORNERSTONE PLASTERING AND DRYWALL INC		Check
				E 06 005 870 000 000 520	Build Acq/Construct	\$238,814.78	
	PO#:	Voucher #:	87121	Invoice	Invoice No: 09/14/2020	9/14/2020	Paid Amt: \$238,814.78
							Check Amount: \$238,814.78
2689	FIN	61570	8987		DALSIN INC		Check
				E 06 005 870 000 000 520	Build Acq/Construct	\$330,343.50	
	PO#:	Voucher #:	87120	Invoice	Invoice No: 09/14/2020	9/14/2020	Paid Amt: \$330,343.50
							Check Amount: \$330,343.50
2689	FIN	61571	9752		DOOM AND CUYPERS CONSTRUCTION INC		Check
				E 06 005 870 000 000 520	Build Acq/Construct	\$15,033.97	
	PO#:	Voucher #:	87119	Invoice	Invoice No: 09/14/2020	9/14/2020	Paid Amt: \$15,033.97
							Check Amount: \$15,033.97
2689	FIN	61572	9342		DUININCK, INC		Check
				E 06 005 870 000 000 520	Build Acq/Construct	\$563,916.58	
	PO#:	Voucher #:	87118	Invoice	Invoice No: 09/14/2020	9/14/2020	Paid Amt: \$563,916.58
							Check Amount: \$563,916.58
2689	FIN	61574	9753		FARGO GLASS AND PAINT COMPANY		Check
				E 06 005 870 000 000 520	Build Acq/Construct	\$63,737.76	
	PO#:	Voucher #:	87117	Invoice	Invoice No: 09/14/2020	9/14/2020	Paid Amt: \$63,737.76
							Check Amount: \$63,737.76
2689	FIN	61576	00256		HILLYARD INC/ SIOUX FALLS		Check
				E 01 005 850 000 302 530	Equipment Purchased, SCRUB & RIDE	\$13,262.44	
	PO#:	Voucher #:	87125	Invoice	Invoice No: 604016525	9/14/2020	Paid Amt: \$13,262.44
							Check Amount: \$13,262.44
2689	FIN	61577	9756		INNOVATIVE BUILDING CONCEPTS LLC		Check
				E 06 005 870 000 000 520	Build Acq/Construct	\$80,750.00	
	PO#:	Voucher #:	87114	Invoice	Invoice No: 09/14/2020	9/14/2020	Paid Amt: \$80,750.00
							Check Amount: \$80,750.00
2689	FIN	61578	9278		ISG		Check
				E 06 005 870 000 000 305	Consult & Serv.fees, WEIGHT ROOM ADDITIC	\$25,240.00	
	PO#:	Voucher #:	87101	Invoice	Invoice No: 66992	9/14/2020	Paid Amt: \$25,240.00
							Check Amount: \$25,240.00
2689	FIN	61579	9757		JENSEN MASONRY INC		Check
				E 06 005 870 000 000 520	Build Acq/Construct	\$5,976.45	
	PO#:	Voucher #:	87113	Invoice	Invoice No: 09/14/2020	9/14/2020	Paid Amt: \$5,976.45
							Check Amount: \$5,976.45

Pipestone Area Schools ISD #2689 Detail Payment Register By Check

Co	Bank	Check No	Code	Rcd	Vendor	Pmt/Void Date	Pmt Type		
2689	FIN	61580	7931		JOHNSON CONTROLS		Check		
				E 06	005 870 000 000 520	Build Acq/Construct, CARDREADER SOFTWARE		\$1,112.92	
	PO#:	Voucher #:	87100	Invoice	Invoice No: 00043699278	9/14/2020	Paid Amt:	\$1,112.92	
							Check Amount:	\$1,112.92	
2689	FIN	61581	9759		K&M CONCRETE CONSTRUCTION INC		Check		
				E 06	005 870 000 000 520	Build Acq/Construct		\$168,704.60	
	PO#:	Voucher #:	87112	Invoice	Invoice No: 09/14/2020	9/14/2020	Paid Amt:	\$168,704.60	
							Check Amount:	\$168,704.60	
2689	FIN	61582	9777		KRAUS-ANDERSON CONSTRUCTION COMPANY		Check		
				E 06	005 870 000 000 305	Consult & Serv.fees		\$104,888.19	
	PO#:	Voucher #:	87124	Invoice	Invoice No: KA42897	9/14/2020	Paid Amt:	\$104,888.19	
							Check Amount:	\$104,888.19	
2689	FIN	61583	5263		MIDWESTERN MECHANICAL INC.		Check		
				E 06	005 870 000 000 520	Build Acq/Construct		\$8,919.35	
	PO#:	Voucher #:	87111	Invoice	Invoice No: 09/14/2020	9/14/2020	Paid Amt:	\$8,919.35	
							Check Amount:	\$8,919.35	
2689	FIN	61584	9761		RUSTADS FLOORING AND SLEEP CENTER LLC		Check		
				E 06	005 870 000 000 520	Build Acq/Construct		\$159,803.30	
	PO#:	Voucher #:	87110	Invoice	Invoice No: 09/14/2020	9/14/2020	Paid Amt:	\$159,803.30	
							Check Amount:	\$159,803.30	
2689	FIN	61585	9763		SPARTAN STEEL ERECTORS INC		Check		
				E 06	005 870 000 000 520	Build Acq/Construct		\$37,943.00	
	PO#:	Voucher #:	87109	Invoice	Invoice No: 09/14/2020	9/14/2020	Paid Amt:	\$37,943.00	
							Check Amount:	\$37,943.00	
2689	FIN	61586	9908		STEINBRECHER PAINTING COMPANY		Check		
				E 06	005 870 000 000 520	Build Acq/Construct		\$8,740.00	
	PO#:	Voucher #:	87108	Invoice	Invoice No: 09/14/2020	9/14/2020	Paid Amt:	\$8,740.00	
							Check Amount:	\$8,740.00	
2689	FIN	61587	00890		STOUT & EVINK		Check		
				E 01	300 865 000 381 520	Build Acq/Construct		\$2,874.93	
	PO#:	Voucher #:	87126	Invoice	Invoice No: 90395	9/14/2020	Paid Amt:	\$2,874.93	
							Check Amount:	\$2,874.93	
2689	FIN	61588	9764		THOMPSON ELECTRIC COMPANY		Check		
				E 06	005 870 000 000 520	Build Acq/Construct		\$172,458.30	
	PO#:	Voucher #:	87107	Invoice	Invoice No: 09/14/2020	9/14/2020	Paid Amt:	\$172,458.30	
							Check Amount:	\$172,458.30	

Pipestone Area Schools ISD #2689 Detail Payment Register By Check

Co	Bank	Check No	Code	Rcd	Vendor	Pmt/Void Date	Pmt Type		
2689	FIN	61589	9765		TMI CORPORATION		Check		
				E 06	005 870 000 000 520	Build Acq/Construct		\$47,009.33	
	PO#:	Voucher #:	87106	Invoice	Invoice No:	09/14/2020		9/14/2020	
							Paid Amt:	\$47,009.33	
							Check Amount:	\$47,009.33	
2689	FIN	61590	9766		ULTRA CONCRETE		Check		
				E 06	005 870 000 000 520	Build Acq/Construct		\$42,750.00	
	PO#:	Voucher #:	87105	Invoice	Invoice No:	09/14/2020		9/14/2020	
							Paid Amt:	\$42,750.00	
							Check Amount:	\$42,750.00	
2689	FIN	61591	9767		VIP FLORAL		Check		
				E 06	005 870 000 000 520	Build Acq/Construct		\$101,650.00	
	PO#:	Voucher #:	87104	Invoice	Invoice No:	09/14/2020		9/14/2020	
							Paid Amt:	\$101,650.00	
							Check Amount:	\$101,650.00	
2689	FIN	61592	9769		WELLS CONCRETE		Check		
				E 06	005 870 000 000 520	Build Acq/Construct		\$48,158.47	
	PO#:	Voucher #:	87103	Invoice	Invoice No:	09/14/2020		9/14/2020	
							Paid Amt:	\$48,158.47	
							Check Amount:	\$48,158.47	
2689	FIN	61593	9754		F.M. ACOUSTICAL TILE INC		Check		
				E 06	005 870 000 000 520	Build Acq/Construct		\$6,797.25	
	PO#:	Voucher #:	87116	Invoice	Invoice No:	09/14/2020		9/15/2020	
							Paid Amt:	\$6,797.25	
							Check Amount:	\$6,797.25	
2689	FIN	61595	9755		HANDER INC PLUMBING AND HEATING		Check		
				E 06	005 870 000 000 520	Build Acq/Construct		\$65,407.50	
	PO#:	Voucher #:	87115	Invoice	Invoice No:	09/14/2020		9/16/2020	
							Paid Amt:	\$65,407.50	
							Check Amount:	\$65,407.50	
2689	FIN	61596	00063		CITY OF PIPESTONE		Check		
				E 01	300 810 182 000 330	Utility Services, 2 YARDS		\$43.90	
	PO#:	Voucher #:	87128	Invoice	Invoice No:	30096		9/16/2020	
							Paid Amt:	\$43.90	
							Check Amount:	\$43.90	
2689	FIN	61597	00975		EWERT RECREATION CENTER		Check		
				E 04	005 570 000 151 303	Fed Sub Awards Under \$25,000		\$5,548.50	
	PO#:	Voucher #:	87129	Invoice	Invoice No:	09/16/2020		9/16/2020	
							Paid Amt:	\$5,548.50	
							Check Amount:	\$5,548.50	
2689	FIN	61598	00259		MSBA		Check		
				E 01	005 010 000 000 820	Dues & Membership, ENERSON		\$50.00	
	PO#:	Voucher #:	87127	Invoice	Invoice No:	25539G2V7Q3		9/16/2020	
							Paid Amt:	\$50.00	
							Check Amount:	\$50.00	

Pipestone Area Schools ISD #2689

Detail Payment Register By Check

Co	Bank	Check No	Code	Rcd	Vendor	Pmt/Void Date	Pmt Type		
2689	FIN	61599	4570		PIPESTONE MEDICAL GROUP		Check		
				E 01	103 420 000 740 394	to Non-Ed Agency, AUG 2020		\$1,450.00	
	PO#:	Voucher #:	87131	Invoice	Invoice No:	PI PIP JAS S	9/16/2020	Paid Amt:	\$1,450.00
								Check Amount:	\$1,450.00
2689	FIN	61600	5983		SIOUX VALLEY ENERGY		Check		
				E 01	300 810 184 000 330	Utilities - Electricity - AUGUST 2020		\$18,050.00	
	PO#:	Voucher #:	87130	Invoice	Invoice No:	7058684000	9/16/2020	Paid Amt:	\$18,050.00
								Check Amount:	\$18,050.00
2689	FIN	61601	8101		Becker's School Supplies		Check		
				E 01	102 201 171 000 430	T69013 - Colorful crayons name tags		\$9.52	
				E 01	102 201 171 000 430	CTP0859 - Pencil designer cut outs		\$6.65	
				E 01	102 201 171 000 430	CD101021 - Birthday crowns		\$12.59	
				E 01	102 201 171 000 430	CTP2172 - Reward badges - donut birthday		\$4.73	
				E 01	102 201 171 000 430	CTP1066 - Reward badges - birthday		\$4.73	
				E 01	102 201 171 000 430	CTP1800 - Reward badges - 100th day		\$4.73	
				E 01	102 201 171 000 430	512064 - Sidewalk chalk		\$13.49	
				E 01	102 201 171 000 430	52008W - Multicultural crayons		\$3.92	
				E 01	102 201 171 000 430	SHIPPING - FREE over \$90		\$0.00	
	PO#: 17108	Voucher #:	87138	Invoice	Invoice No:	1678236-IN	9/16/2020	Paid Amt:	\$60.36
								Check Amount:	\$60.36
2689	FIN	61602	9930		DANIEL KEITH EYE		Check		
				E 01	300 258 233 000 305	Consult & Serv.fees Band		\$150.00	
	PO#:	Voucher #:	87141	Invoice	Invoice No:	09/16/2020	9/16/2020	Paid Amt:	\$150.00
								Check Amount:	\$150.00
2689	FIN	61603	9139		FUN EXPRESS LLC		Check		
				E 01	102 203 171 000 430	13633524 - Read to self phones		\$27.82	
				E 01	102 203 171 000 430	12/1303 - \$100 bill notepads		\$4.47	
				E 01	102 203 171 000 430	13748663 - Pete the Cat desk plats		\$4.31	
				E 01	102 203 171 000 430	25/21510 - Smile face candy corn		\$7.50	
				E 01	102 203 171 000 430	13702105 - Happy birthday rubber bracelets		\$6.15	
				E 01	102 203 171 000 430	SHIPPING -		\$9.95	
	PO#: 17120	Voucher #:	87137	Invoice	Invoice No:	704058919-01	9/16/2020	Paid Amt:	\$60.20
								Check Amount:	\$60.20
2689	FIN	61604	9646		LEARNING WITHOUT TEARS		Check		
				E 01	102 203 174 499 430	My First School Book		\$230.00	
				E 01	102 203 174 499 430	SHIPPING - 10% of order		\$23.00	
	PO#: 17134	Voucher #:	87134	Invoice	Invoice No:	78642	9/16/2020	Paid Amt:	\$253.00
								Check Amount:	\$253.00

Pipestone Area Schools ISD #2689

Detail Payment Register By Check

Co	Bank	Check No	Code	Rcd	Vendor	Pmt/Void Date	Pmt Type
2689	FIN	61605	9795		READ NATURALLY INC		Check
				E 01	100 219 171 317 430	GATE08 - Read Naturally GATE - Level 0.0 (sr)	\$159.00
				E 01	100 219 171 317 430	GATE13 - Read Naturally GATE - Level 1.3 (lo)	\$159.00
				E 01	100 219 171 317 430	GATE18 - Read Naturally GATE - Level 1.8 (bl)	\$159.00
				E 01	100 219 171 317 430	SHIPPING - 10% of order	\$47.70
PO#:	17101	Voucher #:	87140	Invoice	Invoice No: 240404	9/16/2020	Paid Amt: \$524.70
							Check Amount: \$524.70
2689	FIN	61606	9659		REALLY GOOD STUFF, LLC		Check
				E 01	102 203 171 000 401	160709AXG - Privacy shield storage	\$37.99
				E 01	102 203 171 000 401	159039AXG - Stackable trays with lids	\$43.99
				E 01	102 203 171 000 401	SHIPPING	\$10.95
PO#:	17123	Voucher #:	87136	Invoice	Invoice No: 7348937	9/16/2020	Paid Amt: \$92.93
							Check Amount: \$92.93
2689	FIN	61607	5384		SCHOLASTIC CLASSROOM MAGAZINES		Check
				E 01	102 203 174 499 430	006 - My Big World w/Clifford (Samuelson)	\$55.00
				E 01	102 203 174 499 430	006 - My Big World w/Clifford (VandenBosch)	\$220.00
				E 01	102 203 174 499 430	006 - My Big World w/Clifford (Ploeger)	\$220.00
				E 01	006 203 171 302 460	022 - Action (Boeddeker)	\$49.90
				E 01	006 203 171 302 460	020 - Jr. Scholastic (Boeddeker)	\$49.90
				E 01	006 203 171 302 460	040 - Science World (Boeddeker)	\$49.90
				E 01	006 203 171 302 460	050 - Scope (Boeddeker)	\$49.90
				E 01	006 203 171 302 460	038 - Storyworks (Boeddeker)	\$49.90
				E 01	006 203 171 302 460	046 - Super Science (Boeddeker)	\$39.90
				E 01	102 201 171 302 460	008 - Let's Find Out (Sterud)	\$148.75
				E 01	102 201 171 302 460	008 - Let's Find Out (Terry)	\$148.75
				E 01	102 201 171 302 460	008 - Let's Find Out (Arnoldi)	\$148.75
				E 01	102 201 171 302 460	008 - Let's Find Out (VanHoecke)	\$148.75
				E 01	102 203 171 302 460	010 - Scholastic News 1 (Wolff)	\$148.75
				E 01	102 203 171 302 460	010 - Scholastic News 1 (Fransman)	\$148.75
				E 01	102 203 171 302 460	010 - Scholastic News 1 (Beltz)	\$148.75
				E 01	102 203 171 302 460	010 - Scholastic News 1 (Speer)	\$148.75
				E 01	102 203 171 302 460	SHIPPING - 10% of order	\$197.44
PO#:	17077	Voucher #:	87135	Invoice	Invoice No: M6949446	9/16/2020	Paid Amt: \$2,171.84
							Check Amount: \$2,171.84
2689	FIN	61608	8925		VAST BROADBAND		Check
				E 01	300 810 000 000 320	Communications/Phone	\$1,811.22
PO#:		Voucher #:	87132	Invoice	Invoice No: 000459101	56 9/16/2020	Paid Amt: \$1,811.22

Pipestone Area Schools ISD #2689 Detail Payment Register By Check

Co	Bank	Check No	Code	Rcd	Vendor	Pmt/Void Date	Pmt Type
2689	FIN	61608	8925		VAST BROADBAND		Check
				E 04	005 582 000 344 320	Communications/Phone	\$109.95
	PO#:	Voucher #:	87133	Invoice	Invoice No: 016458601	9/16/2020	Paid Amt: \$109.95
							Check Amount: \$1,921.17
2689	FIN	61609	3464		ZANER-BLOSER ED. PUBLISHERS		Check
				E 01	102 203 171 302 460	9781453119280	\$1,199.00
				E 01	102 203 171 302 460	SHIPPING - 9%	\$107.91
	PO#: 17126	Voucher #:	87139	Invoice	Invoice No: 10249267	9/16/2020	Paid Amt: \$1,306.91
							Check Amount: \$1,306.91
2689	FIN	61610	9931		THE CAULKERS COMPANY		Check
				E 06	005 870 000 000 520	Build Acq/Construct	\$36,955.00
	PO#:	Voucher #:	87142	Invoice	Invoice No: 09/16/2020	9/16/2020	Paid Amt: \$36,955.00
							Check Amount: \$36,955.00
2689	FIN	61611	9074		A-OX WELDING SUPPLY INC		Check
				E 01	300 301 501 830 433	Individualized Mat.	\$128.76
	PO#:	Voucher #:	87152	Invoice	Invoice No: 00237264	9/17/2020	Paid Amt: \$128.76
							Check Amount: \$128.76
2689	FIN	61612	6855		Baker & Taylor Books		Check
				E 04	005 591 000 000 470	Library Books	\$116.35
	PO#:	Voucher #:	87154	Invoice	Invoice No: 2035442798	9/17/2020	Paid Amt: \$116.35
				E 04	005 591 000 000 470	Library Books	\$108.01
	PO#:	Voucher #:	87155	Invoice	Invoice No: 2035416373	9/17/2020	Paid Amt: \$108.01
				E 04	005 591 000 000 470	Library Books	\$726.21
	PO#:	Voucher #:	87156	Invoice	Invoice No: 2035446896	9/17/2020	Paid Amt: \$726.21
							Check Amount: \$950.57
2689	FIN	61613	8101		Becker's School Supplies		Check
				E 01	102 201 171 000 430	LER8555K - Letter and number construction	\$63.44
	PO#: 17108	Voucher #:	87158	Invoice	Invoice No: 1688035	9/17/2020	Paid Amt: \$63.44
							Check Amount: \$63.44
2689	FIN	61614	7390		BLICK ART MATERIALS		Check
				E 01	300 230 172 000 430	Instructional Supply	\$93.67
	PO#:	Voucher #:	87148	Invoice	Invoice No: 4479813	9/17/2020	Paid Amt: \$93.67
							Check Amount: \$93.67
2689	FIN	61615	9709		CENTRAL MN ECATIONAL REASEARCH AND DEVEL COUNCIL		Check
				E 01	005 610 150 000 405	Non Instructional Comp Softwar, DATAMINING	\$955.00
				E 01	005 610 150 000 405	Non Instructional Comp Softwar, DATAMINING	\$2,500.00

Pipestone Area Schools ISD #2689 Detail Payment Register By Check

Co	Bank	Check No	Code	Rcd	Vendor	Pmt/Void Date	Pmt Type		
2689	FIN	61615	9709		CENTRAL MN ECATIONAL REASEARCH AND DEVEL COUNCIL		Check		
				E 01	005 400 000 372 405	SPEDFORMS		\$250.00	
PO#:	Voucher #:	87164	Invoice	Invoice No:	178865	9/17/2020	Paid Amt:	\$3,705.00	
							Check Amount:	\$3,705.00	
2689	FIN	61616	9518		INNOVATIVE OFFICE SOLUTIONS LLC		Check		
				E 01	300 220 172 000 430	Instructional Supply		\$20.60	
PO#:	Voucher #:	87146	Invoice	Invoice No:	3090515	9/17/2020	Paid Amt:	\$20.60	
			E 01	300 341 172 830 433	Individualized Mat.		\$4.12		
PO#:	Voucher #:	87147	Invoice	Invoice No:	3090513	9/17/2020	Paid Amt:	\$4.12	
							Check Amount:	\$24.72	
2689	FIN	61617	8073		INTERSTATE BATTERY CENTER		Check		
				E 01	005 605 150 000 455	NonInstructional Tech Supplies		\$106.00	
PO#:	Voucher #:	87159	Invoice	Invoice No:	1912903019915	9/17/2020	Paid Amt:	\$106.00	
			E 01	005 605 150 000 455	NonInstructional Tech Supplies		\$22.30		
PO#:	Voucher #:	87160	Invoice	Invoice No:	19129030119914	9/17/2020	Paid Amt:	\$22.30	
							Check Amount:	\$128.30	
2689	FIN	61618	5354		LAKESHORE LEARNING MATERIALS		Check		
				E 01	006 203 171 302 460	JJ276 - Lakeshore Modern cursive reference n		\$67.90	
				E 01	006 203 171 302 460	DD959 - Correct the Sentence! daily journal - c		\$8.16	
				E 01	006 203 171 302 460	GG183 - Sight-Word Daily activity journal		\$12.24	
				E 01	006 203 171 302 460	EE941 - Daily Math practice journal - gr 1		\$8.54	
				E 01	006 203 171 302 460	EE942 - Daily Math practice journal - gr 2		\$17.08	
PO#: 17283	Voucher #:	87157	Invoice	Invoice No:	3673720820	9/17/2020	Paid Amt:	\$113.92	
							Check Amount:	\$113.92	
2689	FIN	61620	5138		PIPESTONE BUILDING MATERIALS		Check		
				E 01	005 810 000 154 401	General Supplies		\$223.64	
PO#:	Voucher #:	87162	Invoice	Invoice No:	197668	9/17/2020	Paid Amt:	\$223.64	
							Check Amount:	\$223.64	
2689	FIN	61621	00751		PLUM CREEK LIBRARY SYSTEM		Check		
				E 04	005 591 000 000 401	General Supplies		\$42.00	
PO#:	Voucher #:	87153	Invoice	Invoice No:	25431	9/17/2020	Paid Amt:	\$42.00	
							Check Amount:	\$42.00	
2689	FIN	61622	9928		RESTAURANT COOLER GASKETS, LLC		Check		
				E 01	005 810 000 154 401	Lunch Room Table Dividers		\$4,828.00	
PO#: 17300	Voucher #:	87161	Invoice	Invoice No:	22401	9/17/2020	Paid Amt:	\$4,828.00	
							Check Amount:	\$4,828.00	

Pipestone Area Schools ISD #2689 Detail Payment Register By Check

Co	Bank	Check No	Code	Rcd	Vendor	Pmt/Void Date	Pmt Type		
2689	FIN	61623	8089		SCHOOL SPECIALTY		Check		
				E 01	103 203 171 000 430	Instructional Supply		\$13.38	
PO#:	Voucher #:	87149	Invoice		Invoice No: 20812604046560	9/17/2020	Paid Amt:	\$13.38	
				E 01	006 203 171 000 430	Instructional Supply		\$38.60	
PO#:	Voucher #:	87163	Invoice		Invoice No: 208126001968	9/17/2020	Paid Amt:	\$38.60	
							Check Amount:	\$51.98	
2689	FIN	61624	9739		SCHUMACHER ELEVATOR COMPANY		Check		
				E 01	300 810 000 000 350	Repair&maint Service		\$630.00	
PO#:	Voucher #:	87150	Invoice		Invoice No: 90503758	9/17/2020	Paid Amt:	\$630.00	
							Check Amount:	\$630.00	
2689	FIN	61625	7291		THE RETROFIT COMPANIES, INC		Check		
				E 01	005 865 000 349 305	Consult & Serv.fees		\$189.66	
PO#:	Voucher #:	87151	Invoice		Invoice No: 0108405	9/17/2020	Paid Amt:	\$189.66	
							Check Amount:	\$189.66	
2689	FIN	61626	9257		U.S.BANK ST. PAUL		Check		
				E 01	005 110 000 000 305	Consult & Serv.fees		\$500.00	
PO#:	Voucher #:	87143	Invoice		Invoice No: 5846559	9/17/2020	Paid Amt:	\$500.00	
							Check Amount:	\$500.00	
2689	FIN	61627	4466		VERNIER SOFTWARE & TECHNOLOGY		Check		
				E 01	300 260 161 000 430	Pivot IInteractives. Software for chemistry, Phy:		\$1,187.50	
PO#: 17289	Voucher #:	87145	Invoice		Invoice No: 5376243	9/17/2020	Paid Amt:	\$1,187.50	
							Check Amount:	\$1,187.50	
2689	FIN	61628	9139		FUN EXPRESS LLC		Check		
				E 01	103 203 171 000 430	Instructional Supply		\$4.31	
PO#:	Voucher #:	87144	Invoice		Invoice No: 704921534-01	9/17/2020	Paid Amt:	\$4.31	
							Check Amount:	\$4.31	
2689	FIN	61629	5249		VISA		Check		
				E 01	300 292 000 000 366	Travel, ZOLLNER		\$18.64	
				E 01	005 605 150 000 366	Travel, TECH		\$43.68	
PO#:	Voucher #:	87165	Invoice		Invoice No: 7401	9/18/2020	Paid Amt:	\$62.32	
							Check Amount:	\$62.32	
2689	FIN	61630	8277		MEASURE BY DESIGN		Check		
				E 01	300 296 207 000 401	General Supplies		\$150.00	
PO#:	Voucher #:	87176	Invoice		Invoice No: 2955	9/18/2020	Paid Amt:	\$150.00	
							Check Amount:	\$150.00	

Pipestone Area Schools ISD #2689 Detail Payment Register By Check

Co	Bank	Check No	Code	Rcd	Vendor	Pmt/Void Date	Pmt Type		
2689	FIN	61632	00017		WARREN BAILEY		Check		
				E 01	300 292 000 000 185	Other Salary Payment, CC 09/21/2020		\$75.00	
		PO#:	Voucher #:	87178	Invoice	Invoice No: 09/21/2020		9/21/2020	
								Paid Amt:	\$75.00
								Check Amount:	\$75.00
2689	FIN	61633	7068		AMERITAS LIFE INSURANCE CORP.		Check		
				B 01	215 045	AMERITAS Vision Ins September Coverage		\$849.12	
		PO#:	Voucher #:	87180	Invoice	Invoice No: 2021030manual		9/21/2020	
								Paid Amt:	\$849.12
								Check Amount:	\$849.12
2689	FIN	61634	7067		DELTA DENTAL		Check		
				B 01	215 044	Dental Ins. Inv CNS0000546278		\$2,236.90	
		PO#:	Voucher #:	87181	Invoice	Invoice No: 2021030manual		9/21/2020	
								Paid Amt:	\$2,236.90
								Check Amount:	\$2,236.90
2689	FIN	61635	7348		Madison National Life		Check		
				B 01	215 032	Employer Paid Life		\$452.98	
				B 01	215 033	Supplemental Life		\$139.80	
				B 01	215 031	LTD		\$825.80	
		PO#:	Voucher #:	87182	Invoice	Invoice No: 2021030manual		9/21/2020	
								Paid Amt:	\$1,418.58
								Check Amount:	\$1,418.58
2689	FIN	61636	01252		NCPERS Group Life Ins		Check		
				B 01	215 034	UNIT NUMBER: 203411 September Coverage		\$48.00	
		PO#:	Voucher #:	87183	Invoice	Invoice No: 2021030manual		9/21/2020	
								Paid Amt:	\$48.00
								Check Amount:	\$48.00
2689	FIN	61637	9480		MINNESOTA PUBLIC EMPLOYEE INSURANCE PROGRAM(PEIP)		Check		
				B 01	215 030	Health Ins. October Coverage Inv #1002518		\$79,119.59	
		PO#:	Voucher #:	87184	Invoice	Invoice No: 2021030manual		9/21/2020	
								Paid Amt:	\$79,119.59
								Check Amount:	\$79,119.59
2689	FIN	61638	6813		COBORN'S INC.		Check		
				E 01	300 301 501 830 433	16 oz plastic cups package		\$2.99	
				E 01	300 301 501 830 433	Celery Stalk package		\$3.18	
				E 01	300 301 501 830 433	Food Coloring Box		\$4.99	
		PO#: 17303	Voucher #:	87189	Invoice	Invoice No: 0922/2020		9/22/2020	
								Paid Amt:	\$11.16
								Check Amount:	\$11.16
2689	FIN	61639	9782		MASSP		Check		
				E 01	300 640 172 316 366	School Law Seminars Registration		\$125.00	
		PO#: 17311	Voucher #:	87187	Invoice	Invoice No: 09/22/2020		9/22/2020	
								Paid Amt:	\$125.00
								Check Amount:	\$125.00

Pipestone Area Schools ISD #2689 Detail Payment Register By Check

Co	Bank	Check No	Code	Rcd	Vendor	Pmt/Void Date	Pmt Type
2689	FIN	61640	8277		MEASURE BY DESIGN		Check
				E 01	005 810 000 154 401	General Supplies, COVID SIGNAGE	\$70.00
PO#:	Voucher #:	87188	Invoice	Invoice No:	2975	9/22/2020	Paid Amt: \$70.00
							Check Amount: \$70.00
2689	FIN	61641	4867		MN CHILD SUPPORT PAYMENT CTR		Check
				B 01	215 029	Child Support	\$95.00
PO#:	Voucher #:	87197	Invoice	Invoice No:	M2020132	9/21/2020	Paid Amt: \$95.00
							Check Amount: \$95.00
2689	FIN	61642	6528		EDUCATORS BENEFIT CONSULTANTS		Check
				B 01	215 085	Medical Flex	\$616.67
				B 01	215 086	Flex Dependent Care	\$416.67
PO#:	Voucher #:	87208	Invoice	Invoice No:	M2021030	9/21/2020	Paid Amt: \$1,033.34
							Check Amount: \$1,033.34
2689	FIN	61643	8402		LEGALSHIELD		Check
				B 01	215 037	LGL-ID	\$157.40
				B 01	215 038	LGL-Sheild	\$13.95
PO#:	Voucher #:	87216	Invoice	Invoice No:	M2021030	9/21/2020	Paid Amt: \$171.35
							Check Amount: \$171.35
2689	FIN	61644	01253		PJE		Check
				B 01	215 040	Pipestone Ed. Assoc. Dues	\$7,724.71
PO#:	Voucher #:	87218	Invoice	Invoice No:	M2021030	9/21/2020	Paid Amt: \$7,724.71
							Check Amount: \$7,724.71
2689	FIN	61645	00063		CITY OF PIPESTONE		Check
				E 01	300 810 183 000 330	Utilities - Water/Sewer, SEPT. 2020	\$696.79
				E 01	103 810 183 000 330	Utilities - Water/Sewer, SEPT. 2020	\$286.39
				E 01	005 810 183 000 330	Utilities Paulsen Field, SEPT. 2020	\$1,016.31
				E 01	300 810 183 000 330	Utilities - Water/Sewer, SEPT. 2020	\$62.38
				E 01	102 810 183 000 330	Utilities - Water/Sewer, SEPT. 2020	\$313.75
				E 01	300 810 183 000 330	Utilities - Water/Sewer, SEPT. 2020	\$973.81
				E 01	102 810 182 000 330	Utility Services, SEPT.2020	\$204.75
				E 01	103 810 182 000 330	Utility Services, SEPT.2020	\$204.75
				E 01	300 810 182 000 330	Utility Services	\$409.50
PO#:	Voucher #:	87203	Invoice	Invoice No:	09/23/2020	9/23/2020	Paid Amt: \$4,168.43
							Check Amount: \$4,168.43
2689	FIN	61646	5354		LAKESHORE LEARNING MATERIALS		Check
				E 01	207 203 172 302 460	10 PK of daily comprehension	\$343.92

Pipestone Area Schools ISD #2689 Detail Payment Register By Check

Co	Bank	Check No	Code	Rcd	Vendor	Pmt/Void Date	Pmt Type
2689	FIN	61646	5354		LAKESHORE LEARNING MATERIALS		Check
				E 01	207 203 172 302 460 Shipping		\$5.00
	PO#: 17240	Voucher #:	87202	Invoice	Invoice No: 1996390720	9/23/2020	Paid Amt: \$348.92
							Check Amount: \$348.92
2689	FIN	61647	6947		HORIZON SOFTWARE INTERNATIONAL		Check
				E 02	005 770 000 701 305 Consult & Serv.fees,		\$2,883.25
	PO#:	Voucher #:	87222	Invoice	Invoice No: 124058	9/23/2020	Paid Amt: \$2,883.25
							Check Amount: \$2,883.25
2689	FIN	61648	9676		HUDL		Check
				E 01	300 294 203 000 401 General Supplies		\$500.00
	PO#:	Voucher #:	87224	Invoice	Invoice No: 00925516	9/23/2020	Paid Amt: \$500.00
							Check Amount: \$500.00
Report Total:							\$3,422,613.22

Detail Payment Register By Vendor

Code	Rcd	Vendor	Co	Bank	Check No		Pmt/Void Date	Pmt Type
8489		Paypal						
			2689	FIN				Wire
				E 01 005 605	150 000 455	Tech Supplies		\$39.00
PO#:		Voucher #:	86794	Invoice	Invoice No: 07072020		7/7/2020	Paid Amt: \$39.00
								Check Amount: \$39.00
			2689	FIN				Wire
				E 01 005 605	150 000 456	CHromebook Parts		\$1,681.61
PO#:		Voucher #:	86795	Invoice	Invoice No: 07072020		7/7/2020	Paid Amt: \$1,681.61
								Check Amount: \$1,681.61
			2689	FIN				Wire
				E 02 005 770	000 701 350	Food SService Computer Repair		\$210.38
PO#:		Voucher #:	86797	Invoice	Invoice No: 07132020		7/13/2020	Paid Amt: \$210.38
								Check Amount: \$210.38
			2689	FIN				Wire
				E 01 005 605	150 000 456	Chromebook Parts		\$1,943.37
PO#:		Voucher #:	86799	Invoice	Invoice No: 07292020		7/29/2020	Paid Amt: \$1,943.37
								Check Amount: \$1,943.37
			2689	FIN				Wire
				E 01 005 605	150 000 455	Tech Supplies		\$164.44
PO#:		Voucher #:	86800	Invoice	Invoice No: 07302020		7/30/2020	Paid Amt: \$164.44
								Check Amount: \$164.44
			2689	FIN				Wire
				E 01 005 605	150 000 455	Tech Supplies		\$38.46
PO#:		Voucher #:	87166	Invoice	Invoice No: 08112020		8/11/2020	Paid Amt: \$38.46
								Check Amount: \$38.46
			2689	FIN				Wire
				E 01 005 605	150 000 455	Tech Supplies		\$136.78
PO#:		Voucher #:	87167	Invoice	Invoice No: 08112020		8/11/2020	Paid Amt: \$136.78
								Check Amount: \$136.78
			2689	FIN				Wire
				E 01 005 605	150 000 455	Laptop Screens		\$54.50
PO#:		Voucher #:	87168	Invoice	Invoice No: 08132020		8/13/2020	Paid Amt: \$54.50
								Check Amount: \$54.50
			2689	FIN				Wire
				E 01 005 605	150 000 455	Laptop Screens		\$68.39
PO#:		Voucher #:	87169	Invoice	Invoice No: 08132020		8/13/2020	Paid Amt: \$68.39
								Check Amount: \$68.39

Pipestone Area Schools ISD #2689
Detail Payment Register By Vendor

Code	Rcd	Vendor	Co	Bank	Check No	Pmt/Void Date	Pmt Type	
8489		Paypal	2689	FIN			Wire	
				E 01 005 605 150 000 455	Laptop Screens		\$70.52	
PO#:		Voucher #:	87170	Invoice	Invoice No: 08192020	8/19/2020		
							Paid Amt:	\$70.52
							Check Amount:	\$70.52
							Vendor Total:	\$4,407.45
							Report Total:	\$4,407.45

Enrollment		ECSE	K	1	2	3	4	5	6	7	8	9	10	11	12	Colony	Total	School Readiness
August	2016-2017	20	97	78	89	82	82	99	82	93	80	81	105	57	83	19	1147	45
	2017-2018	26	101	91	75	86	82	86	103	84	87	91	73	104	56	17	1162	
	2018-2019	30	105	76	90	71	85	79	86	103	81	85	95	69	96	18	1169	90
	2019-2020	22	109	87	74	86	73	80	83	80	105	83	89	78	73	15	1137	73
	2020-2021	25	86	79	79	69	84	73	78	81	79	108	86	80	83	14	1104	67
September	2004-2005	18	80	78	81	85	80	85	100	106	92	93	108	95	95	27	1243	
	2005-2006	16	69	70	71	84	86	80	95	94	105	103	90	112	90	28	1211	33
	2006-2007	19	96	61	77	77	85	83	81	100	93	111	86	91	106	25	1191	32
	2007-2008	37	82	92	59	74	78	93	82	84	97	103	101	88	84	23	1177	32
	2008-2009	28	91	77	93	71	77	85	89	85	82	95	99	94	85	24	1175	34
	2009-2010	29	104	84	75	93	65	81	89	87	79	89	91	96	92	24	1178	35
	2010-2011	35	108	86	85	71	93	70	79	84	90	91	75	81	90	22	1160	33
	2011-2012	33	98	94	82	88	72	90	70	77	83	98	86	79	80	22	1152	34
	2012-2013	36	96	93	87	81	83	76	94	69	75	97	90	80	71	24	1152	34
	2013-2014	41	89	88	96	87	91	80	78	97	64	79	91	77	74	22	1154	34
	2014-2015	31	89	87	85	94	82	92	84	73	108	71	75	77	78	24	1150	46
	2015-2016	28	88	85	85	87	100	82	93	87	68	112	64	79	73	19	1150	37
	2016-2017	24	100	79	90	79	84	100	82	93	79	80	105	57	76	19	1147	42 (plus 16 in ECSE)
	2017-2018	28	96	92	73	85	80	86	103	84	88	91	72	101	56	17	1152	90
	2018-2019	35	102	74	86	72	82	79	82	98	79	88	86	73	97	18	1151	95
	2019-2020	25	105	88	73	83	68	83	80	78	107	87	86	79	67	15	1124	78
	2020-2021	25	83	77	78	69	84	75	78	80	76	108	81	77	83	14	1088	63
October																		
(MARSS)	2005-2006	17	69	70	73	84	86	80	95	93	103	103	91	113	90	28	1217	33
	2006-2007	21	95	63	77	77	87	81	82	100	94	111	86	90	104	25	1193	32
	2007-2008	30	85	91	59	74	79	94	84	85	96	102	100	88	85	23	1175	32
	2008-2009	32	92	75	93	69	78	84	90	83	81	95	100	95	82	24	1173	34
	2009-2010	32	104	84	73	93	64	79	86	87	78	89	89	94	91	24	1167	35
	2010-2011	33	107	85	85	71	89	69	79	83	89	89	74	78	89	22	1142	34
	2011-2012	33	98	93	81	87	72	91	69	77	83	99	87	78	79	22	1149	35

Enrollment		ECSE	K	1	2	3	4	5	6	7	8	9	10	11	12	Colony	Total	School Readiness
	2012-2013	38	95	93	87	81	82	75	93	69	74	97	89	79	72	24	1148	34
	2013-2014	37	89	88	94	87	88	81	79	98	65	86	88	81	73	22	1156	34
	2014-2015	31	89	87	86	94	82	91	85	73	106	72	73	77	78	24	1148	47
	2015-2016	29	88	85	85	85	100	81	91	87	68	111	62	80	72	20	1144	39
	2016-2017	26	99	80	88	79	84	100	81	92	78	80	104	56	75	19	1141	46 (\$ped included)
	2017-2018	28	95	92	73	85	80	85	102	86	84	91	72	101	54	17	1145	93
	2018-2019	33	100	74	86	72	80	79	81	97	77	88	84	72	95	18	1136	93
	2019-2020	25	104	89	73	83	68	83	78	78	104	85	84	79	65	15	1113	78
November																		
	2005-2006	17	68	72	75	84	87	81	97	93	103	99	86	109	90	28	1211	33
	2006-2007	32	93	64	76	76	88	82	81	99	93	109	83	90	102	25	1193	32
	2007-2008	32	88	92	60	75	79	94	85	85	96	100	99	87	83	26	1181	33
	2008-2009	36	91	76	94	68	78	84	90	84	80	94	101	95	81	24	1176	34
	2009-2010	34	105	86	73	94	65	78	85	88	77	89	86	95	92	24	1171	35
	2010-2011	32	108	86	86	71	90	69	78	83	89	87	75	78	91	22	1145	34
	2011-2012	33	98	92	82	88	72	91	67	77	82	98	85	78	79	22	1144	35
	2012-2013	45	94	94	86	82	82	73	95	69	74	97	87	78	71	24	1151	34
	2013-2014	36	90	87	94	87	88	80	78	98	66	86	88	82	73	22	1155	34
	2014-2015	30	88	88	86	92	80	90	86	73	106	71	74	78	78	24	1144	47
	2015-2016	26	90	86	85	86	100	82	92	86	67	111	62	79	73	20	1145	43
	2016-2017	30	96	80	89	79	82	98	81	92	78	79	103	54	73	19	1133	44 (\$ped Inc)
	2017-2018	29	97	93	73	85	80	86	102	86	84	90	71	101	54	17	1148	95
	2018-2019	34	101	74	87	73	80	80	80	100	78	87	84	71	97	18	1144	90
	2019-2020	26	106	92	73	84	69	84	82	81	103	87	86	79	65	15	1132	78
December																		
	2005-2006	27	68	72	76	84	87	82	98	92	103	98	86	110	90	28	1223	33
	2006-2007	31	92	65	76	76	88	82	80	97	93	109	84	89	102	25	1189	32
	2007-2008	31	88	93	60	75	79	92	85	84	95	100	99	87	83	26	1177	33
	2008-2009	38	92	74	95	70	78	84	89	86	79	94	100	95	81	24	1179	34
	2009-2010	35	106	86	74	93	64	76	85	87	76	88	86	94	91	24	1165	35
	2010-2011	33	107	86	86	70	90	69	78	83	89	86	75	78	89	22	1141	35
	2011-2012	35	97	92	83	88	71	91	69	77	82	98	85	78	79	22	1147	35
	2012-2013	45	96	96	87	86	83	72	94	69	75	98	87	78	70	24	1160	35
	2013-2014	36	90	87	92	86	87	82	78	99	65	87	84	77	73	22	1145	34

Enrollment		ECSE	K	1	2	3	4	5	6	7	8	9	10	11	12	Colony	Total	School Readiness
	2014-2015	30	89	88	85	92	79	90	86	71	104	69	73	79	77	25	1137	47
	2015-2016	28	90	86	86	86	100	82	92	86	67	111	61	80	73	19	1147	43
	2016-2017	31	96	80	88	80	83	99	82	93	78	78	103	57	73	19	1140	45
	2017-2018	30	95	92	73	84	79	86	103	86	84	88	71	101	54	17	1143	95
	2018-2019	36	103	74	86	73	79	81	82	101	80	88	85	71	99	18	1156	92
	2019-2020	28	107	91	73	84	69	83	81	81	102	87	86	79	65	15	1131	81
January																		
	2005-2006	28	69	73	76	85	87	83	98	91	103	100	86	106	89	28	1225	33
	2006-2007	32	91	65	75	77	89	82	81	97	95	108	84	88	103	25	1192	32
	2007-2008	35	86	94	60	76	79	90	87	85	95	101	99	87	83	26	1183	33
	2008-2009	38	92	74	96	70	76	84	91	87	79	95	98	93	81	24	1178	34
	2009-2010	35	105	86	72	93	63	77	84	87	77	89	84	94	91	24	1161	36
	2010-2011	40	106	86	85	70	90	70	77	84	88	88	75	79	90	22	1150	36
	2011-2012	38	98	91	83	88	72	93	69	76	83	99	85	78	79	22	1154	35
	2012-2013	44	95	95	86	85	82	74	94	69	73	97	87	77	69	24	1151	35
	2013-2014	37	90	86	93	84	90	81	78	98	63	86	85	80	75	22	1148	34
	2014-2015	32	88	87	85	93	79	89	85	72	104	68	73	80	78	24	1137	48
	2015-2016	30	89	88	86	86	99	83	95	86	68	109	62	80	73	19	1153	43
	2016-2017	31	96	79	86	79	83	99	82	93	77	78	106	57	72	19	1137	66
	2017-2018	33	94	92	73	83	79	84	104	86	82	88	71	99	52	17	1137	92
	2018-2019	36	102	74	86	74	79	82	82	103	81	88	85	71	97	18	1158	94
	2019-2020	28	109	90	71	83	70	82	81	82	103	87	85	79	65	15	1130	79
February																		
	2005-2006	29	67	74	74	85	86	83	99	91	103	101	84	105	88	28	1224	33
	2006-2007	38	91	63	76	78	88	81	79	96	95	108	84	89	106	25	1197	32
	2007-2008	36	86	94	60	76	80	89	87	87	95	101	98	88	79	26	1182	33
	2008-2009	42	93	73	95	67	75	83	88	86	80	97	96	95	81	26	1177	34
	2009-2010	38	100	86	71	92	63	77	84	88	76	92	81	96	91	24	1159	37
	2010-2011	40	105	83	85	70	91	71	75	84	88	88	75	79	90	22	1146	36
	2011-2012	41	98	89	81	89	72	93	71	76	83	100	86	78	76	22	1155	36
	2012-2013	45	95	95	86	86	82	75	95	69	73	96	87	76	67	24	1151	35
	2013-2014	37	89	87	91	83	88	80	77	98	63	85	86	73	78	22	1137	34
	2014-2015	32	88	88	85	93	79	89	84	71	103	68	75	77	78	24	1134	48

Enrollment		ECSE	K	1	2	3	4	5	6	7	8	9	10	11	12	Colony	Total	School Readiness
	2015-2016	30	91	89	86	86	100	83	96	86	68	110	63	80	75	19	1162	43
	2016-2017	32	96	79	85	80	82	97	81	91	79	77	109	53	70	19	1130	66
	2017-2018	33	95	91	73	85	80	86	103	87	82	90	72	97	53	17	1144	93
	2018-2019	37	102	74	86	74	79	81	82	103	80	92	82	68	98	18	1156	94
	2020-2021	30	108	88	71	84	70	82	81	81	103	85	84	79	65	15	1126	79
March																		
	2005-2006	29	69	74	74	85	87	83	101	92	105	101	85	104	88	28	1220	33
	2006-2007	41	92	63	77	78	87	81	79	96	94	109	84	86	106	25	1198	32
	2007-2008	36	84	94	60	77	81	90	88	87	95	100	96	89	79	26	1182	33
	2008-2009	44	92	74	95	66	76	83	88	85	80	98	95	96	80	26	1178	35
	2009-2010	43	99	86	70	92	62	77	84	86	76	89	81	97	92	24	1158	35
	2010-2011	41	106	83	85	69	91	71	75	83	88	90	75	79	90	22	1148	34
	2011-2012	42	100	88	83	89	73	93	71	77	84	99	86	79	76	22	1162	34
	2012-2013	45	95	96	85	86	82	75	95	69	72	96	86	76	66	24	1148	35
	2013-2014	37	91	87	91	83	88	80	76	98	64	85	86	75	78	22	1141	34
	2014-2015	33	88	86	86	94	79	90	84	71	103	67	75	78	77	24	1135	49
	2015-2016	28	90	89	84	86	101	83	95	84	68	108	60	80	75	18	1149	42
	2016-2017	34	96	79	86	82	82	97	81	91	79	77	111	53	72	19	1139	71
	2017-2018	33	95	91	72	85	79	86	102	84	82	90	72	97	52	17	1137	93
	2018-2019	38	102	74	86	74	79	81	82	103	79	92	80	68	98	18	1154	93
	2019-2020	31	102	88	71	84	70	82	81	81	103	85	85	79	67	15	1124	79
April																		
	2005-2006	30	69	73	74	84	88	83	101	93	105	101	85	104	88	28	1219	33
	2006-2007	38	92	63	78	79	89	83	80	96	93	108	84	86	107	25	1201	32
	2007-2008	35	85	94	60	78	81	90	87	86	95	101	96	87	79	26	1180	33
	2008-2009	46	92	75	93	65	75	83	87	82	80	99	94	96	80	24	1171	35
	2009-2010	47	99	86	70	92	61	77	82	86	75	88	81	96	92	24	1156	35
	2010-2011	41	105	83	85	69	91	71	76	84	87	91	75	80	90	24	1152	34
	2011-2012	43	100	90	83	90	74	91	70	77	84	98	85	77	76	22	1160	34
	2012-2013	50	95	96	85	85	81	74	95	69	72	96	86	76	65	24	1149	35
	2013-2014	41	91	86	90	83	88	81	75	99	64	85	86	73	75	22	1139	34
	2014-2015	34	87	84	87	95	79	89	84	73	101	67	76	78	77	24	1135	49
	2015-2016	30	89	88	83	85	99	81	94	84	68	108	60	79	75	18	1141	41
	2016-2017	36	96	77	87	80	82	98	81	90	79	76	112	53	72	19	1138	72
	2017-2018	36	95	90	74	86	79	86	102	82	81	92	71	98	53	17	1142	94



Education and Leadership for a Lifetime

2100 Freeway Boulevard, Brooklyn Center, Minnesota 55430-1735 | (763) 560-2262, FAX (763) 569-0499 | www.mshsl.org

September 3, 2020

Dear Superintendent, School Board Members, Presidents and Heads of School,

The Minnesota State High School League has provided educational opportunities for students through education-based fine arts activities and athletics for over 100 years. In addition, it provides leadership, education and governance for 43 different activities and all member schools in Minnesota. The impacts of the COVID-19 pandemic have been profound, yet the value of student experiences in MSHSL activities and athletics is important and well documented. As a result, the desire of students, families, schools, and communities to continue to provide and take part in these important opportunities remains strong. The League remains committed to these two primary goals in this difficult year:

- Provide participation opportunities in MSHSL activities and athletics to the greatest extent possible, and
- Provide these opportunities in the safest way possible for all participants, coaches, directors, schools and communities.

The COVID-19 pandemic has had and will continue to have dramatic impacts on the operations and financial situation of the Minnesota State High School League, yet it has only increased the workload for the League as it has for you and your school. As a direct result of the programming impacts of COVID-19 and the reduction of revenue, the financial responsibility of our member schools will increase significantly for this 2020-2021 school year. As a member school, the details of your membership dues for this school year have been set by the Board of Directors at their August 4, 2020 Board Meeting. These details can be found in the enclosed document titled "2020-2021 Membership Fee Summary."

Background

The Minnesota State High School League has maintained a practice of limiting the financial support from member schools to the greatest extent possible, while continuing to be responsive to the strong desires of our schools to grow programming within our organization. The League does not receive any direct financial support from state funding, but rather is primarily funded through four major sources: tournament ticket sales, member school dues and fees, sponsorship agreements, and broadcast contracts. In addition, it is important to know that the MSHSL is required to hold reserves that may not exceed 50% or be less than 20% of the annual expenses of the League. Over the past few years, ticket sales at tournaments has declined and expenses in all categories have grown. Therefore, the League has made reductions and accessed available reserves which are now at the lower limit of approximately 20%.

While the Board of Directors constantly monitors the League's financial situation, this past school year additional review was done to address the growing gap between revenues and expenses. While actions have been taken to reduce the costs in nearly all areas within the League, in February of 2020, the Board of Directors made the decision to approve increased fees for member schools which were projected to increase the annual revenue from member schools from \$1.2 million to \$1.9 million. Given the magnitude of the programming and services that are provided, this amount will be well short of the costs of operations for 2020-2021. More detail on these membership services and the additional programming that has been added since 2007, please see the enclosed document titled "Membership Benefits." For the past few years, the League's annual budget has been approximately \$9 million. The primary source of revenue has been our state tournaments, with more than 75% of League revenue coming from ticket sales, sponsorships and broadcast revenues. More detail on the MSHSL budget for 2019-2020 and 2020-2021 are available on the attachment titled "Minnesota State High School League Budget Summary."

The anticipated loss of 75% of the League's revenue due to the uncertainty of state tournament events has created the need for further adjustments in our finance model. Looking back, the 2019-2020 fiscal year for the League withstood nearly \$600,000 in losses due to the cancellation of the final stages of the Girls Basketball State Tournament and the entirety of the Boys Basketball State Tournament. Through reductions in operational costs, staffing, printing costs and many more items, and the anticipated forgiveness of a Paycheck Protection Program Loan obtained by the League, the final budget for last year is predicted to finish at approximately the same level as it was projected.

Process

Recognizing the unprecedented challenge that the League faces this fiscal year, the MSHSL Board of Directors called for the creation of a Finance Task Force to study the current situation and provide recommendations to the Board of Directors for their review and action in developing a 2020-2021 Budget. This task force included member school representatives in the positions of school board members, superintendents, principals, activities administrators and coaches and included the members of the MSHSL Board of Directors Audit/Finance Committee. Representation was sought from public and nonpublic schools, including home schools, that were both large and small, as well as metro and outstate. A detailed summary is included in this packet and titled "Finance Task Force Summary."

The Task Force studied the annual budget, the financial impact of COVID-19 on programming and tournaments, the anticipated costs of maintaining critical aspects of League programming including catastrophic and concussion insurance for all student participants, education and certification of coaches, registration and certification of officials, leadership and management of all activities and programs, eligibility and governance of bylaws, policies and rules as well as many other services.

The MSHSL Finance Task Force recommended the following for the coming fiscal year:

- Approve an annual budget of \$5 million (reduced from approximately \$9.1 million in 2019-2020).
- Maintain all MSHSL activities and athletics to the greatest extent possible within the COVID-19 pandemic.
- Fund the basic costs of the MSHSL through member fees based on traditional membership dues and activity fees as well as two additional installments based on size of school.
- Provide member school refunds or credits if revenues exceed expenses for the 2020-2021 school year. These refunds or credits should be based on the membership fees as determined by the Board.
- Establish financial advisory committee that extends beyond the members of the Audit/Finance Committee of the Board of Directors.

At the August 4, 2020 Board of Directors meeting, the Board approved the recommendations of the Task Force and established member dues based on the model recommended by the Task Force. The model for the 2020-2021 membership fees is illustrated in the "Finance Task Force Summary" and the actual amounts for your school or schools are included as a separate attachment, titled "2020-2021 Membership Fee Summary."

Responsive Financial Actions

The Board of Directors has been proactive in managing the expenses of the League and has implemented a number of cost-cutting measures over the past 24 months. Among the many actions of the Board are these examples:

- The League reduced its staffing from 23.5 FTE to 19.5 FTE through layoffs and retirements that were not rehired. This resulted in a reduction of 17% of League Staff.
- Placed a freeze on salaries for employees of the League for the 2020-2021 fiscal year.
- Reduced printing costs of the State Tournament programs in 2019-2020 through reduced volume and creative program options and has taken steps to reduce cost even further in 2020-2021 should tournaments be possible.
- Eliminated the MSHSL *Bulletin* and replaced it with the online newsletter titled MSHSL *Connect*.

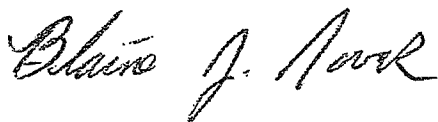
- Eliminated the costs of bi-annual Area Meetings and replaced these informative sessions with interactive online meetings for the entire state titled “*The LEAD Network.*”
- Reduced Board of Directors and Committee costs using online meetings which has eliminated most costs related to mileage, travel, food and lodging.
- Reduced operational costs of the MSHSL League Office through reduced maintenance, change in communications providers, significant reduction in staff expenses for travel, lodging, etc. and reductions in supplies.

Representatives of the League have been active in sharing the concerns regarding the MSHSL Budget over the past two years with our important professional organizations including Minnesota School Board Association (MSBA), Minnesota Association of School Administrators (MASA), Minnesota Association of Secondary School Principals (MASSP) and the Minnesota Association of Activities Administrators (MNIAAA). These presentations have taken place at annual conferences as well as direct interaction with the Board of Directors within each organization over the past few months. Each of the leadership groups in your fine organizations have shared their support for the opportunities and leadership provided by the League and recognize the unique challenges that the League has encountered.


It is important for you to know that our Board has supported the actions to continue forward with the rebuild of our MSHSL website which is critical in the efforts to grow our communication with our activity administrators in each of our member schools, along with better informing the public of information and news of the MSHSL. With an initial rollout this past month, we are excited by the efficiencies it will provide and the ways it will better serve our member schools and the public.

With the direction of the Board of Directors and the creation of a model of an organization that is funded by its membership, the League is positioned to continue to lead our schools and provide opportunities for students. Everyone who participates in League activities and athletics thanks you and your school community for maintaining your membership and partnering in providing the opportunities that have long been a part of the Minnesota State High School League.

Sincerely,



Blaine Novak
President, MSHSL Board of Directors
Superintendent, New York Mills



Erich Martens
Executive Director, MSHSL

Enclosures:

- Finance Task Force Summary
- Membership Benefits
- Minnesota State High School League Budget Summary
- 2020-2021 Membership Fee Summary

Minnesota State High School League

Budget Summary

2019-2020 Approved Budget

2020-2021 Approved Budget

9/3/2020

	MSHSL Budget 2019-2020	MSHSL Approved Budget 2020-2021
Revenues		
Tournaments/Television/Sponsors	\$ 7,294,522	\$ -
School Registrations	\$ 1,216,000	\$ 5,000,000
Officials/Coaches Fee	\$ 443,500	\$ 170,000
Other/School Supplies	\$ 213,400	\$ 88,300
Total Revenues	\$ 9,167,422	\$ 5,258,300
Expenses		
Tournaments	\$ 3,345,150	\$ -
Membership Insurance	\$ 793,700	\$ 751,000
Membership Materials	\$ 283,900	\$ 223,200
Officials/Coaches	\$ 390,000	\$ 272,000
Personnel	\$ 3,385,200	\$ 2,982,000
Operations/Administration	\$ 1,376,900	\$ 1,144,200
Total Expenses	\$ 9,574,850	\$ 5,372,400
Excess of revenue over (under) expenses	(407,428)	(114,100)



2020-2021 MINNESOTA STATE HIGH SCHOOL LEAGUE

Finance Task Force Summary

The MSHSL Board of Directors created a Finance Task Force to assist the League in creating a budget and a model of finance for the coming 2020-2021 school year. This task force was assembled with representation from large and small schools, public and nonpublic, as well as metro schools and outstate schools. Together this group reviewed historical financial information and programming costs. They assessed the current needs of the member schools and the impacts of the ongoing COVID-19 pandemic on MSHSL programming and finance. The primary tasks assigned by the Board of Directors was to prepare a potential budget that would sustain the programming and services that the MSHSL has provided for years and to build an equitable model of revenue to meet these needs.

The Task Force began with consensus on the guiding principles that would inform and direct the work that they would do. These guiding principles included:

- The opportunities provided for students in MSHSL activities and athletics are critical to the high school educational experience
- Maintaining current MSHSL programming and the support provided to our member schools are the major focus of the task force
- Building a sustainable financial model for the short term and long term is required.
- The model must address equity and fairness and recognize the unique characteristics of our member schools
- Sharing excess revenue back to member schools has been a consistent practice of the Minnesota State High School League and is a goal for future budgets

Through multiple meetings, and significant discussion along with the review of financial documents, and a strong consideration that state tournaments will not occur this year in the way they have in the past, the Task Force provided the Board of Directors with three potential models that could be used to equitably share the costs of the operations of the League across all members. The Board of Directors discussed these models and ultimately approved a hybrid model of membership dues which incorporates the activity fee model as a portion of the school's responsibility and then also added two additional membership dues installments that were identified by school size and mirrored the classification system that is in place for our four class athletic programs.

A basic grid of the installment plans for the 2020-2021 school year is shown here:

# of Schools	Enrollment	Class	Current Membership Fees due 10/1/2020	Installment Plan #1 due 11/30/2020	Installment Plan #2 due 2/28/2021
64	1234-3276	AAAA	Invoiced 8/1/2020	\$ 5,500	\$ 5,500
64	570-1228	AAA	Invoiced 8/1/2020	\$ 4,500	\$ 4,500
128	205-568	AA	Invoiced 8/1/2020	\$ 3,500	\$ 3,500
138	102-204	A	Invoiced 8/1/2020	\$ 2,500	\$ 2,500
66	51 - 100	A	Invoiced 8/1/2020	\$ 1,500	\$ 1,500
46	5-50	A	Invoiced 8/1/2020	\$ 500	\$ 500
Home Schools	1-4		Invoiced 8/1/2020	\$ 0	\$ 0
506			\$ 1,900,000	\$ 1,555,000	\$ 1,555,000

It is important to note that the installments will be invoiced approximately 45 days before the due date, and that these installments are in addition to the annual membership dues and corresponding activity fees for which each member school has already been invoiced.

The Task Force also provided two important recommendations for the MSHSL Board of Directors. These recommendations were also approved by the Board of Directors and will be implemented this school year in supporting the League financially going forward:

- The League should develop a strategic marketing plan, including accessing outside expertise, to generate significant financial support for MSHSL Athletics and Fine Arts, and
- The League should consider the creation of a (Coronavirus) Financial Advisory Committee with regular meetings to advise MSHSL staff and Board of Directors

The current plan for membership fees based on both activity fees plus installments over the course of the year based on school size was approved as a short-term plan. This would ensure that the League could continue to provide activities and services for member schools through a COVID-19 pandemic. When the effects of this pandemic subside, the League would continue forward with a long-term plan that aligns membership fees with the operational and insurance costs of the League. This long-term plan will be informed by the work of the Finance/Audit team along with the entire Board of Directors and created and approved by the Board of Directors later this school year.

The Minnesota State High School League thanks all of our member schools for their continued support and incredible work that they have done to create opportunities in our activities and athletics in the 2020-2021 school year.

Membership Benefits

MEMBER-REQUESTED SERVICES AND PROGRAMMING



-
- 43 programs including Athletics, Fine Arts, and Adapted Athletics
 - On-call administrative support for Member Schools
 - Coaches education
 - Officials registration and education
 - Leadership and professional development opportunities
 - Eligibility and governance
 - Legislative advocacy
 - Sports medicine
 - Concussion insurance
 - Catastrophic insurance
 - Recognition and awards programs
 - Tournament administration
 - Statewide media coverage of events
 - Technology systems and services
 - Activity specific technology support
 - Publications
-



MINNESOTA STATE HIGH SCHOOL LEAGUE

The following items for Member Schools were added at their request between 2007 and 2019. From 2007-2019, Member Schools Fees remained unchanged.

Added Activity or Athletic Programs:

- Robotics
- Clay Target
- Visual Arts
- Lacrosse

Safety Enhancements:

- Anyone Can Save a Life Program
- Purchase AED's for MSHSL events

Enhancements for Coaches

- Head Coaches Education Program
- Online Coaches Education Requirements

Enhancements for AD's

- New AD Education in conjunction with MNIAAA
- Athletic Directors Cohort
- Tournament Passes-AD's

Enhancements for Officials

- Officials Background Checks
- Officials Training Clinics
- Officials Online Contracts
- Hire Coordinator of Officials
- Tournament Passes-Officials

Additional Programming and Services:

- HeadStrong Concussion Insurance Program
- Cyber Liability Insurance
- 4-Class Baseball/Softball
- 3-Class Golf
- 2 Nordic Ski Teams per Section
- 6A Football
- Instant Replay-Hockey & Football
- Qtr. Final Football Neutral Sites
- Consolation Basketball-Girls and Boys
- Baseball Pitch Counts
- Adapted Bowling Online Score Reporting
- QRF utilized for seeding
- TrackWrestling Program for Section/State
- Statewide media coverage of activities- Hire Media Specialist



2020-2021 MINNESOTA STATE HIGH SCHOOL LEAGUE

2020-2021 Membership Fee Summary for *Pipestone Area High School*

This is not an invoice – please do not pay.
Schools will receive separate invoices on October 15, 2020 and January 15, 2021

*Pipestone Area High School MSHSL Enrollment: **282**

August Invoice Summary – sent July/August 2020, due 10/1/2020

Description	Fee
Annual Membership Fee	\$160.00
\$1 Per Student Fee	\$282.00
Activity Fee Registration Total (\$160 per activity)	\$3200.00

August Invoice TOTAL: **\$3642.00**

2019-20
9110
-
92090
72200

November Membership Fee – to be sent 10/15/2020, due 11/30/2020

Description	Fee
COVID-19 Installment 1	\$3500.00

February Membership Fee – to be sent 1/15/2021, due 2/28/2021

Description	Fee
COVID-19 Installment 2	\$3500.00

\$8442 incre
\$37.68 per/pe
383% increas

2020-2021 Membership Fee Total **\$10,642.00**

*MSHSL Enrollments are determined in even-numbered years by the Board of Directors using the most current MARSS Report to the MDE for grades 9, 10, 11 and 12. From those enrollment numbers, the Board of Directors subtracts 40% of the free/reduced lunch count reported.

PIPESTONE AREA SCHOOLS' 2020-2021 SENIORITY LIST
INDEPENDENT SCHOOL DISTRICT NUMBER 2689
09/24/20

NAME	DATE OF CONTINUOUS EMPLOYMENT	DATE OF REASSIGNMENT	CURRENT FTE	CURRENT LANE	TIER	RECALL FTE RIGHTS
AG						
Rogness, H	2017P		1	BA	T2	
Resch, N	2020P		1	BS	T3	
ART						
Kennedy, M	86		1	MA+45	T4	
BUSINESS ED						
Strasser, J	2018P		1	BA	T4	
COUNSELOR						
Dulas, E	2002		1	MA	T4	
Schroyer, T	2014		1	MA	T4	
Bradley, C	2020P		1	MA	T3	
DEAN OF STUDENTS						
Schelhaas	2008		0.6	MA+45	T4	
ECFE						
Samuelson, D	2014P		1		CE	
VandenBosch, J	2018P		1		T4	
Mielke, R	2020P		1	BS	T3	
ELEM SPED						
Bauman, Danielle	2020P		1	BS	T1	
EL						
Cunningham, T	2016		1	BA	T4	
Wallace, S	2017		0.2	BA	T4	
ELEMENTARY						
Siebenahler	81		1	BA+90	T4	
Slinger	82		1	BA+105	T4	
Wolff	85		1	BA+105	T4	
Zollner	90	2020	0	BA+90	T4	
Tinklenberg	91		1	BA	T4	
Evans, J	92		1	MA+15	T4	
Pease,L	94	2012	1	MA+60	T4	
Bos	96		1	BA	T4	
Schelhaas	96	2005	0	MA+45	T4	
Nangle, J	96		1	MA+60	T4	
Wajer	96		1	MA+60	T4	
Zupp	98		1	BA+15	T4	
Weber, W	99	2008	1	MA+30	T4	
Reinhard, K	2007		1	MA	T4	
Farrell, J	2008	2013	1	BA+15	T4	
VanDyke, M	2009		1	MS	T4	
Boeddeker, C	2009		1	BA+15	T4	
Boomgaarden, S	2010		1	MA	T4	
Winter,C	2012		1	MA	T4	
Sterud, S	2013		1	BS	T4	
Tofteland, A	2014		1	BS	T4	
Terry, S	2015		1	MA	T4	
Fransman, N	2015		1	BS	T4	

Bennett, B	2015		1	BS	T4
Taubert, A	2016		1	MA	T4
Arnoldi, C	2016		1	BA	T4
Goplen, K	2016		1	BA	T4
Wielenberg, R	2017	2019	0	BA	T4
Walz, R	2017		1	BA	T3
Schrecengost, C	2018P		1	MA	T3
VanHoecke, E	2018P		1	BS	T4
Beltz, J	2018P		1	BS	T4
Peterson, A	2018P		1	BS	T4
Ludolph-Speer, E	2019P		1	BS	T4
Claar, A	2020P		1	BS	T3
Brockberg, K	2020P		1	BA	T4
ENGLISH					
Lorang	95		0.4	BA+15	T4
Petersen, D	98	2001	1	BA	T4
Sullivan, M	2008		1	MA	T4
Olson, L	2017		0.8	MA	T3
Wallace, S	2017	2018	0.8	BA	T4
Williamson, E	2019P		1	BS	T3

FACS					
Peters, W	2020P		1	BA	T1
HEALTH					
Schelhaas	96	2008	0	MA+45	T4
Moeller, M	2019P		0.6	BS	T2
INDUSTRIAL TECH					
Dethlefs	2002		1	MA+15	T4
INSTRUMENTAL					
MUSIC					
Reynolds, P	2009	2016	0	MA	T4
Kruse	2016		0.1	BA	T4
Bierman, E	2017		1	BA+45	T4
Kisecker, A	2018P		1	BA	T3
MATH					
Stiles	97		1	BA+15	T4
Thompson	98		1	BA	T4
Fenicle, J	98	2019	0	MA	T4
Anderson, D	2000		1	MA+15	T4
Popma, S	2007	2007	0	MA	T4
Erickson, M	2020P		1	BS	T4
NON K-12 CATEGORY					
PHY ED					
Schelhaas	96	2005	0.4	MA+45	T4
Reinhard, S	2004		1	BS	T4
VanDyke, L	2011		1	BA	T4
Tiefenthaler, T	2015		1	BS	T4
Moeller, M	2019P		0.4	BS	T2
Zollner		2020	0.4 AD/0.6 PE	BA + 90	T4
Everson, G	2020P		1	BS	T2
SCHOOL NURSE					
Klosterman	2000		1	BS	T4
SCIENCE					
Popma	99	2007	1	MA	T4

Dulas, D	2001		1	MA+15	T4
Wielenberg, I	2017		1	BA	T4
Zaske, M	2019		1	MA+15	T4
Doerr, H	2020P		1	BA	
SOCIAL					
Johnson, J	98		1	MA	T4
Young, P	2016		1	BA	T4
Hoppe, C	2019P		1	BS	T2
Olson, L	2017	2020	0.2	MA	T3
Olberding, A	2020P		1	BS	T3
SPECIAL EDUCATION					
ABS					
Brockberg, E	2016P			BA	T2
Thiessen, M	2016P		1	BA	T2
Klein, Evelyn	2019P		1	BA+15	T3
Dimond, D	2019P		1	MA	T3
DD					
Weber, W	99	2008	0	MA+30	T4
Brockberg, E	2016P		1	BA	T2
Hodgen, H	2019		0	MA+15	T4
EBD					
Weber	99	2008	0	MA+30	T4
Thiessen, M	2016P		0	BA	T2
Bosma, C	2019		0	MS+15	T4
LD/SLD					
Pease, L	94	2004	0	MA+60	T4
Thiessen, M	2016P		0	BA	T2
Brockberg, E	2016P		1	BA	T2
Chaulsett, J	2017		1	MA	T4
Bosma, C	2019		1	MS+15	T4
Hodgen, H	2019		1	MA+15	T4
LaRock, M	2020P		1	BA+30	T4
SPEECH					
Fruechte	89		1	BA+105	T4
TOSA					
Fenicle, J	98	2019	1	MA	T4
Wielenberg, R	2017	2019	1	BA	T4
VOCAL MUSIC					
Kruse	85		0.9	BA	T4
Pollmann	2008		1	MA	T4
Reynolds	2009		1	MA	T4
WORLD LANGUAGE					
Lorang	95		0.6	BA+15	T4
Danks	2006		1	BA+30	T4

Richard Schroyer, Co-President of Education
Minnesota for Pipestone Area Schools

Jeff Schelhaas, Co-President of Education
Minnesota for Pipestone Area Schools

Kevin Enerson, Superintendent of Schools

Pipestone Area School Board		Pipestone Area Educational Support Professionals			
Jeff Baatz, Chair	Date			Jean Dahms, President	Date
Pipestone Area School Board		Superintendent of Schools			
Lance Oye, Clerk	Date			Kevin Enerson	Date

9/9/2020

SENIORITY LIST 2020-2021

PIPESTONE AREA SECRETARIES, AP AND CUSTODIANS 9/9/2020

SECRETARIAL EMPLOYEES LAST NAME	FIRST NAME	NAME OF SCHOOL	AREA	HIRE DATE	FTE
Ilse	Lori	Brown	Elementary	2/24/1991	1.0
Weinkauf	Kristie	Hill	Elementary	10/1/1999	1.0
Whipple	Cassandra	MS/HS	Middle School	#7793 7/1/2019	1.0
Arellana Campos	Guadalupe	MS/HS	Counseling	#2952 7/1/2019	1.0
Baker	Kathryn	MS/HS	High School	7/1/2020	1.0
ACCOUNTS PAYABLE LAST NAME	FIRST NAME	NAME OF SCHOOL	AREA	HIRE DATE	FTE
Rudie	Carol	MS/HS	Accounts Pay.	8/1/1999	1.0
CUSTODIAL EMPLOYEES LAST NAME	FIRST NAME	NAME OF SCHOOL	AREA	HIRE DATE	FTE
Walberg	Rick	Hill	Custodian (H)	11/20/1997	1.0
Bloemendaal	Gene	MS/HS	Custodian (N)	7/19/2010	1.0
Schumann	Mark	MS/HS	Custodian (N)	10/1/2010	1.0
Dibble	Maggie	MS/HS	Custodian (D)	11/16/2010	1.0
Leslie	Robin	MS/HS	Custodian (D)	9/1/2016	1.0
Derby	Matt	MS/HS	Custodian (N)	10/31/2016	1.0
Bloemendaal	Arlene	Brown	Housekeeper (B)	2/3/2020	0.67
Pipestone Area School Board			Pipestone Area Educational Support Professionals		
Jeff Baatz, Chairman	Date		Jean Dahms, President		Date
Pipestone Area School Board			Superintendent of Schools		
Marcy Pals, Clerk	Date		Kevin Enerson, Superintendent		Date



To PAS Snow Removal Bid for 2020-2021 from Outlaw Customs

SKID LOADER 65.00

PAYLOADER 80.00

PAYLOADER WITH PUSHER 95.00

SEMI WITH SIDE DUMP TRAILER 90.00

507-825-2985 shop

507-215-5406 brads cell

thank you brad.

WM A WINTER, CONTRACTOR

960 State Highway 30

P O Box 70

Pipestone, MN 56164

Ref: Snow Removal Quote for District 2689, Pipestone Area Schools
2020-2021 Fiscal Year

Our Bid as follows:

Brown School

3-4 cubic yard loader at \$85 per hour

Skid steer at \$54 per hour


Hill School

3-4 cubic yard loader at \$85 per hour

Skid steer at \$54 per hour

If you have any questions, please call Bill Winter at 605-360-5684

Thank you.

A handwritten signature in cursive script that reads "Bill Winter" with the initials "mw" written below it.

Wm. A. Winter

MEMORANDUM OF AGREEMENT ESTABLISHING A TEACHER EDUCATION HUB

By and Between

SOUTH DAKOTA STATE UNIVERSITY (hereinafter, “SDSU”),

and

Pipestone School District

_____ School District

_____ School District

(hereinafter, “Districts” or, individually, “District”)

I. PURPOSE

SDSU and Districts have executed, and anticipate executing in the future certain agreements to place teacher candidates of the SDSU Teacher Education Program (hereinafter, “Program”) in Districts’ schools, in order for the candidates to obtain required field experience for the award of a degree. To augment the Program’s effectiveness and more efficiently employ the resources of all parties, SDSU and Districts intend by this Agreement to partner in the development and operation of a Teacher Education Hub (hereinafter, “Hub”)—a collaborative, group-based initiative for supporting and evaluating the in-classroom performance of Program teacher candidates assigned to schools in Districts that are in close proximity to each other. The Hub shall entail a regular meeting where teacher candidates and their clinical faculty, clinical educators, and clinical mentors meet to exchange ideas and review video of teacher candidate in-classroom performance to provide feedback and evaluations. This initiative also includes, but is not limited to:

- a. Placement and support for the full year residency and semester long programs involved in the SDSU Teacher Education program.
- b. Placement and support for the early field experiences involved in the SDSU Teacher Education program.
- c. Professional development for clinical educator teachers in the Hub schools.

II. TERM & EFFECT

- a. This Agreement is open-ended.
- b. The Commitments of this Agreement as between SDSU and any single District will, unless explicitly stated otherwise, commence each time SDSU and the District sign a “Secondary/K-12 Field Experiences” agreement—a copy of which is attached as **Exhibit A** to this Agreement—or like agreement (hereinafter, “Underlying Agreement”). Any Underlying Agreement, when signed by SDSU and the District, shall be incorporated into this Agreement as if an addendum and an attachment hereto.
- c. The Commitments of this Agreement shall continue between SDSU and a District for the duration of their Underlying Agreement, unless explicitly stated otherwise, and those Commitments shall be renewed with each subsequent Underlying Agreement signed between SDSU and the District, which shall, in turn, similarly set the duration of this Agreement’s Commitments between them. There shall not be any limit to the number of Underlying Agreements that trigger the Commitments under this Agreement.
- d. This Agreement may be terminated by SDSU for any or no cause within thirty (30) days of SDSU serving written notice of the termination on the participating Districts.
- e. A District may only rescind its participation in this Agreement, and sever its rights and commitments hereunder, when no Underlying Agreement between the District and SDSU is effective, and within thirty (30) days of the District serving written notice of the rescission on SDSU and the other participating Districts. Such rescission

may be for any or no cause, and the rescission shall be reduced to writing. Termination of this Agreement shall occur when all Districts rescind their participation in this Agreement.

III. SDSU COMMITMENTS

- a. SDSU shall involve the faculty of its Department of Teaching, Learning, and Leadership in the Hub to improve the quality of teaching and learning through such efforts as research or investigations of mutual interest. These efforts shall be undertaken under the guiding principle of demonstrating research-based educator practices and technologies by exemplary school-based mentors, teacher candidates, and the SDSU faculty.
- b. Teacher candidates will be approved by SDSU faculty each year. The candidates will fill out the necessary applications to be considered for a clinical placement, providing references, transcripts, and other information as deemed necessary by SDSU.
- c. SDSU will compensate District-provided clinical educators for their role in clinical supervision duties associated with the full-year residency and semester-long programs. The compensation rate will be determined on an annual basis. Graduate credits may be available to clinical educators for clinical supervision duties.
- d. SDSU will assign a clinical mentor to assist and support both teacher candidates and clinical educators to reflect, dialogue, and study their experiences in the classroom, examine video-recordings of each other's teaching, and address questions emerging from this practice. The SDSU clinical mentor will meet every three weeks, on average, for two hours with the teacher candidates and clinical educators within each Hub or provide supervision at a similar level.
- e. SDSU will share data regarding performance of the residency program and teacher candidates with the Districts in accordance with the Family Educational Rights and Privacy Act (FERPA).
- f. SDSU Department of TLL will collaborate with Districts in the selection of clinical educators. The total number of clinical educators and teacher candidates at the Hub sites will be determined annually based on need and availability of clinical educators.
- g. Teacher candidates must:
 1. Meet TLL requirements for placement considerations in the residency or semester long program. These requirements could include a background check and insurance coverage, meeting minimum GPA requirements, recommendations from early field experience supervisors and passing scores on PRAXIS exams.
 2. Be fully enrolled in the Program at SDSU and registered for course work toward graduation during their involvement with the residency or semester long program.
 3. Be under joint supervision of the clinical mentor and clinical educator in the school they are assigned. The clinical supervisory team will be headed by assigned SDSU faculty and clinical faculty mentor, with involvement from the clinical educator and building principal
 4. Be personally responsible for individual health insurance and professional liability insurance.

IV. DISTRICTS COMMITMENTS

- a. Districts will each select clinical educators from the existing school staff to work with the teacher candidates and the SDSU faculty. Districts will collaborate with SDSU to match the interests and capabilities of clinical educators with those of the teacher candidates. The clinical educators will be selected on the basis of exemplary contributions to education, leadership and their commitment to preparing others for the profession. Specific requirements for clinical educators include:
 1. Three years of successful K - 12 teaching.
 2. Certification in the area(s) the teacher candidate is to be placed.

3. Administrator approval and recommendation to serve as a clinical educator.
 4. Completion of Co-Teaching training or intent to complete training.
 5. Completed application by the clinical educator.
- b. Clinical educators will assume the following responsibilities regarding the teacher candidate: assigning work, observing, supervising, critiquing, keeping records, and filing necessary reports to SDSU. Clinical educators are also expected to participate in clinical mentoring seminars every three (3) weeks and assist teacher candidates in the process of reflection on their practice. Teacher candidates shall be allowed to engage in an increasingly full year classroom experience (beginning with a few days in semester 7 and culminating in everyday in semester 8).
 - c. Districts may provide paid opportunities to teacher candidates during the residency experience in the form of vouchers for reduced or free services from community businesses; substitute teaching (ten (10) days maximum); free breakfast and/or lunch; free tickets to school extracurricular activities; or other approved opportunities through the schools in which teacher candidates are placed. Teacher candidates will be individually responsible for the expenses of their SDSU tuition, fees, travel, books, and other costs of undergraduate study.
 - d. Districts will share appropriate student achievement data for evaluation and program improvement in accordance with FERPA and as required for national accreditation purposes.
 - e. Districts will allow video-recording of classroom instruction for professional development and candidate assessment purposes. Proper releases will be executed in accordance with District and SDSU policy and procedures.
 - f. Hubs may be required to provide classroom space for embedded course work during clinical experiences.

V. TERMS AND CONDITIONS. The following provisions shall apply at all times for the duration of this Agreement:

- a. **Indemnification and Hold Harmless Clause.** Each District understands, agrees to, and shall indemnify, defend, and hold harmless the State of South Dakota, SDBOR, SDSU, as well as their officers, agents and employees, (hereinafter, “Indemnitees”) from any and all claims, demands, suits, actions, proceedings, loss, costs, and damages of every kind and description, including attorneys’ fees and/or litigation expenses, which may be brought or made against or incurred by Indemnitees on account of loss of or damage to any property, or for injuries to or the death of any person, where the loss, damage, injury, or death is caused by, arises out of, or is in any way related to, in whole or in part, any act, omission, professional error, fault, mistake, or negligence of that District, its employees, agents, representative, or subcontractors, or their subcontractors’ employees, agents, or representatives, in connection with or incidental to the performance of this Agreement and/or any Underlying Agreements, or arising out of Workers’ Compensation claims, or Unemployment Disability Compensation claims of employees of that District and/or its subcontractors or claims under similar laws and obligations, and that this aforementioned obligation shall survive the termination/rescission, or the end of, this Agreement and in perpetuity. Districts and SDSU recognize that each District’s obligation under this Provision shall not extend to any liability caused by the sole negligence of the Indemnitees.
- b. **FERPA.** Each District and SDSU shall also maintain the confidentiality of student records in accordance with the Family Educational Rights and Privacy Act (20 U.S.C. § 1232g; 34 CFR Part 99) (“FERPA”). Confidential student records and information (“Student Information”) includes hard copy, and any other format or medium, student education record information and personally identifiable information contained therein as defined by FERPA. Each District and SDSU agree to abide by the limitations on re-disclosure of personally identifiable information from education records set forth by FERPA and with the terms set forth herein. 34 CFR 99.33(a)(2) states that the officers, employees and agents of a party that receives Student Information may use the information only for the purpose(s) for which the disclosure was made. Recipient party or parties to this Agreement shall not use or disclose Student Information received from or on behalf of the disclosing party or parties to this Agreement except as permitted or required by the Agreement, as required by law, or as otherwise authorized in writing by the

disclosing party or parties. Each District and SDSU agree not to use Student Information for any purpose other than the purpose for which the disclosure was made. Upon termination, cancellation, expiration or conclusion of the Agreement, recipient party or parties shall return all Student Information to the disclosing party or parties or, if return is not feasible, destroy all Student Information. Each District and SDSU shall develop, implement, maintain and use appropriate administrative, technical and physical security measures to preserve the confidentiality, integrity and availability of all electronically maintained or transmitted Student Information received from, or on behalf of the disclosing party or parties or their students. These measures will be extended by Agreement to all subcontractors used by each District. The recipient party or parties shall report to the disclosing party or parties any use or disclosure of Student Information not authorized by this Agreement or authorized in writing by the disclosing party or parties.

- c. **Insurance.** SDSU, as an entity of the State of South Dakota, is entitled to certain immunities under South Dakota law, including but not limited to SDCL chapters 3-21 and 3-22, as well as participation in the Public Entity Pool for Liability agreement. Districts and SDSU agree that such insurance shall satisfy all insurance requirements as to SDSU for this Agreement.
- d. **Governing Law.** This Agreement shall be interpreted according to the laws of the State of South Dakota.
- e. **Non-Discrimination.** Districts and SDSU agree to be bound by applicable state and federal laws and regulations governing Equal Employment Opportunity and Non-Discrimination, and to similar SDBOR and SDSU policy requirements.
- f. **Non-Agency.** Districts and SDSU agree that each District's employees are not agents or employees of the other Districts or of SDSU. Districts and SDSU agree that SDSU's employees are not agents or employees of the Districts.
- g. **Funding Out.** Districts and SDSU acknowledge that legislative action, including the failure of the Legislature to appropriate funds, may require the curtailment or termination of some or all of SDSU programming and support, which in turn may impact the availability of personnel, students, and facilities to be used under this Agreement. Districts and SDSU acknowledge further that they are obligated to respond to such legislative action and may determine that it is necessary in the public interest to curtail this Agreement based on these considerations.
- h. **Anti-Kickback.** Districts and SDSU certify that they have not paid kickbacks directly or indirectly to anyone for the purpose of obtaining this Agreement and agree to cooperate fully with any U.S. agency investigating a possible violation of anti-kickback laws.
- i. **Severability.** If any term of this Agreement is declared by a court having jurisdiction to be illegal or unenforceable, the remaining terms shall not be affected, and, if possible, the rights and commitments of Districts and SDSU are to be construed and enforced as if the Agreement did not contain the term.
- j. **Waiver.** No provision of this Agreement shall be considered waived by SDSU unless the waiver is expressed in writing and executed as a supplement to this Agreement. A waiver by SDSU of any breach of duty or covenant under this Agreement is not a waiver of any subsequent breach of the same.
- k. **Miscellaneous.** All matters not authorized expressly by the terms of this Agreement shall be reserved to the discretion of SDSU. The terms of this Agreement supersede all conflicting terms of associated agreements.

SOUTH DAKOTA STATE UNIVERSITY
College of Education and Human Sciences

Secondary/K-12 Field Experiences

This contract agreement is between the Teacher Education Program in the College of Education and Human Sciences at South Dakota State University, Brookings, South Dakota and

Pipestone School District	1401 SW 7 th St	Pipestone	MN 56164-2293
Contracting School Name	Contracting School Address	City	State Zip Code

The South Dakota Board of Regents

has deemed this contract appropriate for use between South Dakota State University (“SDSU”) and cooperating schools whose faculty will be supervising SDSU teacher candidates during their two college semesters of field experience required by our teacher education program. By signing this contract, your school has agreed to allow one or more of your faculty members, as clinical educators, to supervise the in-classroom experience of teacher candidates in the clinical educators’ field of study. Clinical educators will be compensated by SDSU according to the following terms:

First Semester:

Second Semester:

\$200.00 per Full-Time Teacher Candidate*

\$400.00 per Full-Time Teacher Candidate*

*(*If there are two clinical educators per teacher candidate, the stipend will be divided.)*

- 1) Placement of teacher candidates in schools and the assignment of clinical educators to oversee them will be accomplished by a representative of the University and the participating school administrator, as provided in the **Memorandum of Agreement Establishing a Teacher Education Hub** (“Hub Agreement”), which is incorporated into this Agreement by reference.
- 2) The field experiences will be supervised by SDSU faculty and clinical mentors. During the student teaching experience, that supervision will be exercised through the process detailed in the Hub Agreement and involving video analysis. **
***Video recording within the classroom is an expectation of the student teaching experience, for evaluation purposes only. Videos will be kept confidential and erased/deleted upon the conclusion of the experience unless permission is explicitly provided by the school district to the teacher candidate.*
- 3) School-based faculty may be asked to attend conferences/workshops sponsored by SDSU.

It is further agreed that this shall be a two-semester-long contract, requiring renewal each academic year.

Superintendent Signature	Print Name	Date
--------------------------	------------	------

Board President Signature	Print Name	Date
---------------------------	------------	------

School Tax ID#

Signature of Provost & VP of Academic Affairs, South Dakota State University	Date
--	------

Tax Levy Information									
		2020 Pay 2021					2019 Pay 2020		
		FY22 Revenue					FY21 Revenue		
Operating Levy Voter Approved	\$310,800.33	Page 33, Line 309,310,1032,1040,1114,1121	Operating Levy Voter Approved	\$298,206.04	Page 33, Line 319,320,1040,1048,1124,1131				
Operating Levy Board Approved	-\$1,910.01	Page 33 Lines 1107	Operating Levy Board Approved	-\$2,577.82	Page 33 Lines 1032,1117				
Local Optional Levy	\$433,851.59	Page 33, Line 306,236,1016	Local Optional Levy	\$413,131.20	Page 33, Line 316,248,1008				
Total	\$742,741.91		Total	\$708,759.42					
Equity Levy	\$95,584.96	Page 33, Lines 239,1020,1079,1086	Equity Levy	\$91,709.15	Page 33, Lines 251,1012,1089,1096				
Transition Levy	\$17,997.15	Page 33, Lines 241,1024,1093,1321	Transition Levy	\$17,249.60	Page 33, Lines 253,1016, Line 1103				
	\$113,582.11			\$108,958.75					
Reemployment Levy	\$12,832.92	Page 35, Line 357 + Page 36, Line 1179	Reemployment Levy	\$1,862.32	Page 35, Line 367 + Page 36, Line 1189				
Safe School Levy	\$43,752.24	Page 35, Line 359 + Page 36 Line 1184	Safe School Levy	\$43,646.76	Page 35, Line 369 + Page 36 Line 1194				
Career and Technical Levy	\$51,290.99	Page 35, Line 379+Page 36 Line 1193	Career and Technical Levy	\$60,744.49	Page 35, Line 389+Page 36 Line 1203				
Operating Capital	\$181,491.32	Page 35, Line 230 Page 36, Line 1004,1072	Operating Capital	\$149,791.20	Page 35, Line 242 Page 36, Line 1004,1082				
Lease Levy	\$188,798.30	Page 35, Line 549+Page 37, Line 1309	Lease Levy	\$172,218.22	Page 35, Line 549+Page 37, Line 1319				
OPEB	\$51,662.00	Page 35, Line 383+Page 36, Line 1203	OPEB	\$31,940.00	Page 35, Line 393+Page 36, Line 1213				
Other General Adjustment	\$0.00	Page 35, Line 1340	Other General Adjustment	\$0.00	Page 35, Line 1340				
Abatement Adjustment	\$324.40	Page 37, Lines 2039,2070	Abatement Adjustment	\$232.86	Page 37, Lines 2039,2070				
Long Term Facilities Maintenance	\$312,391.21	Page 35, Line 494 + Page 36, Line 1207,1218,1236	Long Term Facilities Maintenance	\$311,475.74	Page 35, Line 494 + Page 36, Line 1217,1228,1246				
Achievement and Integration	\$32,984.86	Page 35, Line 353 Page 36, Line 1167	Achievement and Integration	\$34,826.84	Page 35, Line 363 Page 36, Line 1177				
	\$875,528.24			\$806,738.43					
Total General	\$1,731,852.26	Page 31, General	Total General	\$1,624,456.60	Page 31, General				
Community Education	\$63,827.86	Page 38, Line 610	Community Education	\$63,827.86	Page 38, Line 610				
Early Childhood Family Education	\$52,105.32	Page 38, Line 620, Line 1404	Early Childhood Family Education	\$48,406.58	Page 38, Line 620, Line 1404				
Home Visiting	\$1,050.17	Page 38, Lines 625,1405	Home Visiting	\$988.74	Page 38, Lines 625,1405				
Abatement Adjustment	\$38.88	Page 38 Line 2040+Line 2071	Abatement Adjustment	\$19.17	Page 38 Line 2040+Line 2071				
Total Community Education	\$117,022.23	Page 31 Community Service	Total Community Education	\$113,242.35	Page 31 Community Service				
General Debt Service	\$1,833,056.48	Page 39, Line 811 + Line 1701	General Debt Service	\$1,860,356.77	Page 39, Line 813 + Line 3035				
Abatement Adjustment	\$911.92	Page 39, Lines 2041,2072	Abatement Adjustment	\$253.92	Page 39, Lines 2041,2072				
	\$1,833,968.40	Page 31 General Debt Service		\$1,860,610.69	Page 31 General Debt Service				
Total Proposed Levy	\$3,682,842.89	Page 30	Total Proposed Levy	\$3,598,309.64	Page 30				
Percentage Increase is 2.35%									
Dollar increase is \$84,533.25									

LEVY LIMITATION AND CERTIFICATION REPORT OUTLINE			PROPERTY VALUATION DATA		PROPERTY VALUATIONS (CONT)	
	PAGE		MARKET VALUE		ANTC FOR DEBT SERVICE ONLY	
I. GENERAL INPUT DATA						
A. PROPERTY VALUATION	1	1 2015 MARKET VALUE	2,173,879,478	36	2019 ANTC FOR JOBZ	
B. PUPIL DATA	1	2 2016 MARKET VALUE	2,062,375,827	37	2019 ANTC INCL JOBZ	
		3 2017 MARKET VALUE	2,033,819,818		VALUE = (30)+(36) = 20,120,260	
II. INITIAL COMPUTATIONS BY FUND		4 2018 MARKET VALUE	1,961,613,308			
A. GENERAL	2	5 2019 MARKET VALUE	2,046,230,463			
B. COMMUNITY SERVICE	12				PUPIL DATA	
C. GENERAL DEBT	13				RESIDENT COUNTS ARE BASED ON ALL PUBLIC SCHOOL STUDENTS LIVING IN THE DISTRICT, REGARDLESS OF WHETHER THEY ATTEND THERE. ADJUSTED COUNTS REFLECT ALTERNATIVE ATTENDANCE.	
D. OPEB/PENSION DEBT	16	REFERENDUM MARKET VALUE (RMV)			RESIDENT AVE DAILY MEMBERSHIP (ADM)	
III. ADJUSTMENTS BY FUND		6 2015 RMV	370,684,300			
A. GENERAL	16	7 2016 RMV	377,353,000			
B. COMMUNITY SERVICE	24	8 2017 RMV	386,345,200			
C. GENERAL DEBT	24	9 2018 RMV	409,203,706			
D. OPEB/PENSION DEBT	24	10 2019 RMV	430,381,400			
IV. ABATEMENT ADJUSTMENTS	25	NET TAX CAPACITY (NTC)				
V. OFFSET ADJUSTMENTS	26	11 2015 NTC	19,097,513	38	2017-18 RES ADM (ACT) 1,300.86	
VI. TACONITE ADJUSTMENTS	28	12 2016 NTC	18,242,076	39	2018-19 RES ADM (ACT) 1,306.76	
VII. LEVY AND AID SUMMARY	30	13 2017 NTC	18,120,893	40	2019-20 RES ADM (PRE) 1,306.47	
VIII. TOTAL LEVY LIMITATION	31	14 2018 NTC	17,631,540	41	2020-21 RES ADM (EST) 1,273.00	
		15 2019 NTC	18,469,184	42	2021-22 RES ADM (EST) 1,255.00	
				43	2022-23 RES ADM (EST) 1,246.00	
SCHOOL YEAR	FORMULA ALLOWANCE	TAX RATE	SALES RATIO		RESIDENT PUPIL UNITS	
2010-11	5,124	0.0000	16 2015 SALES RATIO 104.2%	44	2017-18 RES PU (ACT) 1,413.87	
2011-12	5,174	0.0000	17 2016 SALES RATIO 101.8%	45	2018-19 RES PU (ACT) 1,425.11	
2012-13	5,224	0.0000	18 2017 SALES RATIO 103.8%	46	2019-20 RES PU (PRE) 1,418.95	
2013-14	5,302	0.0000	19 2018 SALES RATIO 101.5%	47	2020-21 RES PU (EST) 1,389.00	
2014-15	5,831	0.0035	20 2019 SALES RATIO 91.8%	48	2021-22 RES PU (EST) 1,369.00	
2015-16	5,948	0.0033			ADJUSTED ADM	
2016-17	6,067	0.0030	21 2015 UANTC=(11)/(16)= 18,331,437	49	2017-18 ADJ ADM (ACT) 1,148.05	
2017-18	6,188	0.0014	22 2016 UANTC=(12)/(17)= 17,921,009	50	2018-19 ADJ ADM (ACT) 1,150.65	
2018-19	6,312	0.0000	23 2017 UANTC=(13)/(18)= 17,461,448	51	2019-20 ADJ ADM (PRE) 1,141.23	
2019-20	6,438	0.0000	24 2018 UANTC=(14)/(19)= 17,378,643	52	2020-21 ADJ ADM (EST) 1,092.00	
2020-21	6,567	0.0000	25 2019 UANTC=(15)/(20)= 20,120,260	53	2021-22 ADJ ADM (EST) 1,082.00	
2021-22	6,567	0.0000		54	2022-23 ADJ ADM (EST) 1,073.00	
			ADJUSTED NTC (ANTC)		ADJUSTED PUPIL UNITS	
			26 2015 ANTC 18,331,437			
			27 2016 ANTC 17,921,009	55	2017-18 ADJ PU (ACT) 1,247.81	
			28 2017 ANTC 17,461,448	56	2018-19 ADJ PU (ACT) 1,258.34	
			29 2018 ANTC 17,378,643	57	2019-20 ADJ PU (PRE) 1,243.85	
			30 2019 ANTC 20,120,260	58	2020-21 ADJ PU (EST) 1,194.40	
				59	2021-22 ADJ PU (EST) 1,184.60	
			AG MODIFIED ANTC FOR LTFM			
PRE-KGN HCP:	1.250	1.000	31 2015 AG MODIFIED ANTC 11,181,608			
HCP-KGN:	1.000	1.000	32 2016 AG MODIFIED ANTC 10,861,712			
REG-KGN PART:	0.612	0.550	33 2017 AG MODIFIED ANTC 10,738,520			
REG-KGN ALL:	0.612	1.000	34 2018 AG MODIFIED ANTC 10,841,116			
GRADES 1-3:	1.115	1.000	35 2019 AG MODIFIED ANTC 12,462,284			
GRADES 4-6:	1.060	1.000				
GRADES 7-12:	1.300	1.200				

NOTE: ABOVE NUMBERS ARE NOT ALWAYS COMPARABLE FROM YEAR TO YEAR.

WEIGHTS FOR PUPIL UNITS FY 2008-FY 2014 & LATER FY 2015 & LATER

PUPIL DATA (CONT)		GENERAL EDUCATION REVENUE	COMPENSATORY REVENUE
VOLUNTARY PRE-K ADJUSTED ADM		BASIC REVENUE	114 FY 2021 COMPENSATORY REVENUE (FROM FY 2021 GEN ED REV REPORT, LINES 60 AND 61)
60 2017-18 ADJ VPK ADM		101 FY 2022 FORMULA ALLOW 6,567.00	
61 2018-19 ADJ VPK ADM		59 2021-22 ADJ PU (EST) 1,184.60	655,741.44
62 2019-20 ADJ VPK ADM			
63 2020-21 ADJ VPK ADM		102 BASIC REVENUE	115 EST FY 2022 COMPENSATORY REVENUE = (114)
64 2021-22 ADJ VPK ADM		= (59) X (101) = 7,779,268.20	X (6,567-839)/(6567-839)
VOLUNTARY PRE-K ADJUSTED PUPIL UNITS		DECLINING ENROLLMENT REV	X [(52)/(51)] = 627,454.28
65 2017-18 ADJ VPK PU			116 COMPENSATORY PILOT
66 2018-19 ADJ VPK PU		58 2020-21 ADJ PU (EST) 1,194.40	
67 2019-20 ADJ VPK PU		59 2021-22 ADJ PU (EST) 1,184.60	117 TOTAL COMPENSATORY REV = (115)+(116) = 627,454.28
68 2020-21 ADJ VPK PU			
69 2021-22 ADJ VPK PU		103 DECLINING PUPIL UNITS = GREATER OF ZERO OR = (58) - (59) 9.80	ENGLISH LEARNER (EL)
SCHOOL READINESS PLUS ADJUSTED ADM		104 DECLINING ENROLL ALLOW = 0.28 X (101) = 1,838.76	118 2021-22 ELIGIBLE EL ADM (EST) (7 YEAR LIMIT) 47.00
70 2017-18 ADJ SRP ADM			
71 2018-19 ADJ SRP ADM		105 DECLINING ENROLL REV = (103) X (104) = 18,019.85	119 IF(118)=0, ZERO; ELSE GTR OF 20, (118) = 47.00
72 2019-20 ADJ SRP ADM			
73 2020-21 ADJ SRP ADM			
74 2021-22 ADJ SRP ADM			
SCHOOL READINESS PLUS PUPIL UNITS		PENSION ADJUSTMENT REVENUE	120 EL REVENUE = (119) X \$704 = 33,088.00
75 2017-18 ADJ SRP PU		106 PENSION ADJUST ALLOWANCE (FY 2021 GEN ED REV REPORT, LINE 50)	121 2021-22 ADM SRV (EST) 1,065.06
76 2018-19 ADJ SRP PU			
77 2019-20 ADJ SRP PU		107 INITIAL PENSION ADJ REV = (59) X (106) =	122 EL CONCENTRATION RATIO = (118)/(121) = .04412897
78 2020-21 ADJ SRP PU		108 FY21 RETIRE SALARIES 5,695,520.53	123 EL CONCENTRATION FACTOR = LSR OF 1 OR (122)/.115 = .38373017
79 2021-22 ADJ SRP PU		109 PENSION ADJUST RATE .0084	124 EL PUPIL UNITS = (118) X (123) = 18.04
(NOTE: VPK & SRP ADM AND PUPIL UNITS INCLUDED IN LINES (38-43), (44-48) (49-54), AND (55-59))		110 RETIRE PENSION ADJUST = (108) X (109) = 47,842.37	125 EL CONCENTRATION REV = (124) X \$250 = 4,510.00
EXTENDED TIME ADM ADM >1.0 CAPPED AT 0.2		111 TOTAL PENSION ADJ REV = (107) + (110) = 47,842.37	126 DISTRICT EL REV + EL CONCENTRATION REV = (120)+(125) = 37,598.00
80 2017-18 EXT ADM (ACT) 3.88			127 BASIC SKILLS REVENUE = (117)+(126) = 665,052.28
81 2018-19 EXT ADM (ACT) 4.05			
82 2019-20 EXT ADM (PREL) 4.65			
83 2020-21 EXT ADM (EST) 5.00			
84 2021-22 EXT ADM (EST) 5.00			
85 2022-23 EXT ADM (EST) 5.00			
EXTENDED TIME PU		GIFTED & TALENTED REVENUE	SPARSITY REVENUE
86 2017-18 EXT TIME PU 4.17		112 GIFTED & TALENTED REV = (59) X \$13.00 = 15,399.80	128 ATTENDANCE AREA FOR SPARSITY 417.70
87 2018-19 EXT TIME PU 4.26			129 DIST TO NEAREST HS 17.4
88 2019-20 EXT TIME PU 4.79			
89 2020-21 EXT TIME PU 5.60			
90 2021-22 EXT TIME PU 5.60		90 2021-22 EXT PU (EST) 5.60	
		113 EXTENDED TIME REVENUE = (90) X \$5,117 = 28,655.20	

SPARSITY REVENUE (CONT)		TRANSPORTATION SPARSITY	TRANSPORTATION SPARSITY (CONT)
130 ISOLATION INDEX = [SQ RT (.55 X (128))] + (129) =	32.6	143 ATTENDANCE AREA 417.70 144 SQUARE MILES PER RES PU = (143)/(48) = .3051	158 REIMBURSEMENT OF TRANS FOR PREGNANT AND PARENTING TEENS
131 ISOLATION INDEX RATIO = [(130)-23]/10, WITH MIN=0 AND MAX=1.5	.96	145 SPARSITY INDEX = GTR OF (144) OR 0.2 = .3051	159 FY 2021 TRANSP REV SUBTOTAL =(155)+(156)+ +(157)-(158) = 656,420.98
132 2021-22 ADM SRV, 7-12	493.60	146 DENSITY INDEX = LSR OF (144) OR 0.2 BUT AT LEAST .005 = .2000	160 TRANSP EXCESS COST = GTR OF ZERO OR (153)-(159) = 26,492.31
133 SECONDARY SPARSITY ADM RATIO = GREATER OF ZERO OR [400-(132)] /[400+(132)] =		147 PRELIMINARY TOTAL TRANSPORT ALLOWANCE = [(145) RAISED TO .26 POWER] X [(146) RAISED TO .13 POWER] X .141 X (101) = 551.66	161 PUPIL TRANSP ADJ IF (160)=0, THEN (161)=0 ELSE (160) X 0.182 = 4,821.60
134 SECONDARY SPARSITY REVENUE = [(101) - \$530] X (131)X(132)X(133) OR MEMO:		148 TRANSPORTATION SPARSITY ALLOWANCE = GTR OF ZERO OR (147) - [.0466 X (101)] = 245.64	162 TOTAL TRANSPORTATION SPARSITY REVENUE = (149) + (161) = 295,806.74
135 ELEM SPARSITY REVENUE (SEE WEBSITE)		149 INITIAL TRANSPORTATION SPARSITY REVENUE (59) X (148) = 290,985.14	INITIAL GENERAL ED REVENUE
136 PRELIM SPARSITY REVENUE = (134)+(135) =		150 FY 2021 EST REG AND EXCESS TRANSP COST (FIN 720 + DEP) (FROM FEB20 FORECAST) 682,913.29	102 BASIC 7,779,268.20 105 DECLINING ENROLL 18,019.85 111 PENSION ADJUSTMENT 47,842.37 112 GIFTED & TALENTED 15,399.80 113 EXTENDED TIME 28,655.20 127 BASIC SKILLS 665,052.28 139 SPARSITY
137 FY 2021 SPARSITY REV (FY 2021 GEN ED REV REPORT, LINE 93)		151 FY 2020 EST REG AND EXCESS TRANSP COST (FIN 720 + DEP) (FROM FEB20 FORECAST) 662,092.41	142 SMALL SCHOOLS 162 TRANSPORT SPARSITY 295,806.74 163 INITIAL GENERAL ED REV = (102)+(105)+(111) + (112)+(113)+(127) + (139)+(142)+(162) = 8,850,044.44
138 ELIGIBLE FOR CLOSED BUILDING ADJUSTMENT?	NO	152 FY 2020 REG AND EXCESS TRANSP COST TIMES 105% = (151) X 1.05 = 695,197.03	OPERATING CAPITAL
139 SPARSITY REVENUE IF (138)=YES, (139) = GTR OF (136) OR (137); ELSE (139) = (136)		153 ADJUSTED TRANSP COST = LSR OF (150) OR (152) = 682,913.29	164 AVE BUILDING AGE (EST) (NOT > 50 YEARS) 23.83
SMALL SCHOOLS REVENUE		154 FY 2021 BASIC REVENUE (2020-21 GEN ED REV REPORT LINE 46) 7,843,624.80	165 FACILITIES AGE INDEX = 1 + [.01 X (164)] = 1.2383
59 2021-22 ADJ PU (EST) 1,184.60		155 TRANSPORTATION PORTION OF FY 2021 BASIC REVENUE = (154) X .0466 = 365,512.92	166 OPERATING CAPITAL ALLOWANCE = \$79 + [\$109 X (165)] = 213.97
140 SMALL SCHOOLS RATIO = GTR OF ZERO OR [960-(59)]/960 =		156 FY 2021 TRANSP SPARSITY REV(2020-21 GEN ED REV REPORT, LINE 112) 290,908.06	167 YEAR ROUND PU SERVED 168 OPERATING CAP REVENUE = (59) X (166) + (167) X \$31 = 253,468.86
141 SMALL SCHOOLS ALLOWANCE = (140) X \$544 =		157 FY 2021 CHARTER TRANSP ADJ REV(2020-21 GEN ED REV REPORT, LINE 288)	

LOCAL OPTIONAL REVENUE		REFERENDUM ALLOWANCES (CONT)	REFERENDUM ALLOWANCES (CONT)
169	MAXIMUM LOCAL OPTIONAL ALLOWANCE	\$724	183 PHASEOUT OF LINE (182)
170	FY 2022 ACTUAL LOCAL OPTIONAL ALLOWANCE	724.00	184 FY 2022 RESULT BEFORE INFLATION ADJUSTMENT = (182)-(183) =
59	2021-22 ADJ PU (EST)	1,184.60	185 FY 2022 INFLATION FACTOR
171	LOCAL OPTIONAL REVENUE = (170) X (59) =	857,650.40	1.0231
172	TIER 1 LOR CAP/APU	\$300	186 FY 2022 RESULT AFTER INFLATION ADJUSTMENT = (184) X (185) =
173	TIER 2 LOR CAP/APU	\$724	187 PERMANENT SUBTRACTION AMOUNT SUBJECT TO CPI
174	TIER 1 LOR = LSR OF = (170) OR (172)	300.00	188 CPI APPLIED TO PERMANENT SUBTRACTION = (187) X [(185)-1] =
175	TIER 2 LOR = [LSR OF (170) OR (173)]-(174)	424.00	189 ADDED BY ELECTIONS HELD IN CY 2019 WITH DELAY
176	TOTAL, TIER 1 = (59) X (174) =	355,380.00	190 FY 2022 WITH INFLATION RESULTS BEFORE ELECTIONS = (186)+(188)+(189) =
177	TOTAL, TIER 2 = (59) X (175) =	502,270.40	191 FY 2022 \$/APU UNCAPPED TOTAL, ALL AUTHORITIES = (181)+(190) =
	REFERENDUM ALLOWANCES		474.26
	EXIST AUTHORITY AFTER REFERENDUM SIMPLIFICATION		
	REF AUTH W/O INFLATION		
178	FY 2021 AUTHORITY (FY 2021 GEN ED REV REPORT, LINE 129)	474.26	NEW ELECTIONS WITHOUT INFLATION
179	PHASEOUT OF LINE (178)		192 FY 2022 AUTHORITY CANCELLED BY ELECTIONS HELD IN CY 2020
180	ADDED BY ELECTIONS HELD IN CY 2019 WITH DELAY		193 FY 2022 \$/APU ADDED BY ELECTIONS HELD IN CY 2020
181	FY 2022 W/O INFLATION RESULTS BEFORE ELECTIONS = (178)-(179)+(180) =	474.26	NEW ELECTIONS WITH INFLATION
	REF AUTH WITH INFLATION		194 FY 2022 AUTHORITY CANCELLED BY ELECTIONS HELD IN CY 2020
182	FY 2021 AUTHORITY (FY 2021 GEN ED REV REPORT, LINE 132+133)		195 FY 2022 \$/APU ADDED BY ELECTIONS HELD IN CY 2020
			196 FY 2022 \$/APU UNCAPPED TOTAL, ALL AUTHORITIES = (191)-(192)+(193) - (194)+(195) =
			474.26
			REFERENDUM CAPS
			197 INFLATION FACTOR AS SET IN STATUTE
			1.0231
			198 STANDARD CAP =[2079.50X(197)]-300=
			1,827.54
			199 FY22 ALTERNATE CAP
			980.94
			139 SPARSITY REVENUE
			200 CAP ON AUTHORITY PER APU: IF (139)>0 THERE IS NO CAP; ELSE (200) = GTR OF (198) OR (199)
			1,827.54
			201 FY 2022 \$/ADJ PU, CAPPED TOTAL = LSR OF (196) OR (200) =
			474.26
			59 2021-22 ADJ PU (EST)
			1,184.60
			202 FY 2022 REFER REVENUE = (59) X (201) =
			561,808.40
			TRANSITION REVENUE
			203 TRANSITION ALLOWANCE (FY 2015 GENERAL EDUC REVENUE REPORT, LINE 174)
			25.31
			204 TRANSITION REVENUE = (59) X (203) =
			29,982.22

EQUITY REVENUE		EQUITY REVENUE (CONT)		LOCAL OPT AIDS & LEVIES (CONT)	
205 METRO 5TH PERCENTILE	6,877.96	224 = (219)+(223) =	85,350.43	235 TIER 1 LOR LEVY	
206 METRO 95TH PERCENTILE	8,728.26			= (176) X (233) =	126,958.08
207 METRO GAP		225 BOTH RUR AND MET =		236 TIER 2 LOR LEVY	
= (206) - (205) =	1,850.30	= 0.25 X (224)	21,337.60	= (177) X (234) =	309,611.77
208 RURAL 5TH PERCENTILE	6,867.00	59 2021-22 ADJ PU (EST)	1,184.60	237 TIER 1 LOR AID	
209 RURAL 95TH PERCENTILE	8,687.61	226 = \$50.00 X (59) =	59,230.00	= (176) - (235) =	228,421.92
210 RURAL GAP		227 EQUITY REVENUE		238 TIER 2 LOR AID	
= (209) - (208) =	1,820.61	= (224) + (225) + (226) =	165,918.03	= (177) - (236) =	192,658.63
211 DISTRICT'S REGION:		OPERATING CAPITAL AIDS & LEVIES			
METRO=MET; RURAL=RUR	RUR	EQUITY AIDS & LEVIES			
212 DIST'S REGION'S EQUITY		168 OPERATING CAP REVENUE	253,468.86	227 EQUITY REVENUE	165,918.03
GAP = (207) OR (210) =	1,820.61	30 2019 ANTC	20,120,260	239 EQUITY LIMIT	
213 DIST'S REGION'S 95TH		59 2021-22 ADJ PU (EST)	1,184.60	= (227) X (234) =	102,275.93
PCT = (206) OR (209) =	8,687.61	228 FY 2022 ANTC/ADJ PU		240 EQUITY AID	
214 DISTRICT'S REVENUE/PU		= (30)/(59) =	16,984.86	= (227) - (239) =	63,642.10
FOR EQUITY PURPOSES		229 LEVY RATIO FOR OPER CAP		TRANSITION AIDS & LEVIES	
= [(102)+(202)+(204) +		= LESSER OF 1 OR		204 TRANSITION REVENUE	29,982.22
((172)*(59))]/(59) =	7,366.57	(228)/\$23,885 =	.71110990	241 TRANSITION LIMIT	
215 DISTRICT'S EQUITY GAP		230 OPERATING CAP LIMIT		= (204) X (234) =	18,481.77
= GREATER OF ZERO		= (168) X (229) =	180,244.22	242 TRANSITION AID	
OR (213) - (214) =	1,321.04	231 OPERATING CAP AID		= (204) - (241) =	11,500.45
216 EQUITY INDEX		= (168) - (230) =	73,224.64	REFERENDUM AIDS & LEVIES	
= (215)/(212) =	.72560296	LOCAL OPTIONAL AIDS & LEVIES			
217 = \$80 X (216) =	58.05	176 TOTAL, TIER 1		201 REFER \$/APU	
218 INITIAL EQUITY ALLOW		= (59) X (174) =	355,380.00	ALL AUTHORITIES	474.26
IF (215)=0 THEN (218)=0		177 TOTAL, TIER 2		243 TIER 1 CAP/APU	460.00
ELSE (218)=\$14+(217)	72.05	= (59) X (175) =	502,270.40	244 TIER 2 CAP/APU	
59 2021-22 ADJ PU (EST)	1,184.60	10 2019 RMV	430,381,400	= 0.25 X (101) - \$300 =	1,341.75
219 = (59) X (218) =	85,350.43	48 2021-22 RES PU (EST)	1,369.00	139 SPARSITY REVENUE	
220 FY 2022 STATE AVERAGE		232 FY 2022 RMV/RES PU		245 TIER 2 CAP/APU	
REF REV & TIER 1 LOR	1,159.39	= (10)/(48) =	314,376.48	IF (139) > ZERO	
221 = .10 X [(220)] =	115.94	233 LEVY RATIO FOR		THEN (245) = 9,999.99	
201 FY 2022 DISTRICT		LOCAL OPTIONAL TIER 1		ELSE (245) = (244)	1,341.75
REFERENDUM REV/ADJ PU	474.26	= LESSER OF 1 OR			
172 TIER 1 LOR CAP/APU	\$300	(232)/\$880,000 =	.35724600		
222 = GTR OF ZERO OR		234 LEVY RATIO FOR			
[(221) - (201) - (172)] =		LOCAL OPTIONAL TIER 2,			
59 2021-22 ADJ PU (EST)	1,184.60	EQUITY, TRANSITION			
223 = LSR OF		= LESSER OF 1 OR			
\$100,000 OR		(232)/\$510,000 =	.61642447		
[(59) X (222)] =					

REFERENDUM AIDS & LEVIES (CONT)	EQUALIZATION AID LIMIT	TAX BASE REPLACEMENT AID (CONT)
BREAKDOWN OF \$/APU BY TIER, ALL AUTHORITIES	101 FY 2022 FORMULA ALLOW 6,567.00 59 ADJ PU (EST) 1,184.60	INITIAL REVENUES ARE REDUCED TO MAKE TAX BASE REPLACEMENT AID REVENUE-NEUTRAL. REVENUE COMPONENTS ARE REDUCED IN THE FOLLOWING ORDER:
246 TIER 1 = LSR OF (201) OR (243) = 460.00	260 REFERENDUM EQUALIZATION AID LIMIT = $[(0.25 \times (101))$ $- \$300] \times (59)$ 1,589,437.05	272 TIER 2 REF AID 273 TIER 1 REF AID 274 TIER 1 LOR AID 275 TIER 1 LOR LEVY 276 TIER 1 REF LEVY 277 TIER 2 REF LEVY 278 UNEQL REF LEVY
247 TIER 2 = [LSR OF (201) OR (245)] - (246) = 14.26	261 REFERENDUM EQUALIZATION AID CAP = GRT OF (259) - (260) OR 0 =	
248 UNEQUALIZED = (201) - (246) - (247) =	REFERENDUM LEVY WITH AID LIMIT	
BREAKDOWN OF REFERENDUM REVENUES	262 TIER 1 LEVY = (254) + (261) = 302,131.87	APPLYING THESE REDUCTIONS:
202 REFERENDUM REVENUE ALL AUTHORITIES 561,808.40	255 TIER 2 LEVY = (255) = 16,892.40	271 TAX BASE REPLACE AID 279 TIER 1 REF AID = (264) - (273) = 242,784.13
249 TOTAL, TIER 1 = (59) X (246) = 544,916.00	251 UNEQUALIZED LEVY 263 TOTAL = (262) + (255) + (251) = 319,024.27	280 TIER 2 REF AID = (258) - (272) = 281 TIER 1 LOR AID = (237) - (274) 228,421.92 282 TIER 1 LOR LEVY = (235) - (275) 126,958.08 283 TIER 1 REF LEVY = (262) - (276) = 302,131.87 284 TIER 2 REF LEVY = (255) - (277) = 16,892.40 285 UNEQL REF LEVY = (251) - (278) =
250 TOTAL, TIER 2 = (59) X (247) = 16,892.40	REFERENDUM AID WITH AID LIMIT	
251 TOTAL, UNEQUALIZED = (202) - (249) - (250) =	264 TIER 1 AID = (257) - (261) = 242,784.13	286 REFER AND LOR TIER 1 EQUALIZATION AID BEFORE AID GUARANTEE = (271) + (279) + (280) + (281) = 471,206.05 287 REFERENDUM AND LOR LEVY BEFORE AID GUARANTEE = (282) + (283) + (284) + (285) = 445,982.35
REFERENDUM LEVY PORTIONS	258 TIER 2 AID = (258) =	REFERENDUM AID GUARANTEE
232 FY 2022 RMV/RES PU 314,376.48	265 TOTAL AID = (264) + (258) = 242,784.13	288 FY 2015 REFERENDUM AID INCREASE FROM GUARANTEE (FY 2015 GEN ED REV REPORT, LINE 276)
252 TIER 1 = LSR OF 1 OR (232)/\$567,000 = .55445587	TAX BASE REPLACEMENT AID (TBRA)	289 FY 2015 REFERENDUM REV (FY 2015 GEN ED REV REPORT, LINE 289) 1,464,285.70 290 FY 2015 LOCATION EQUITY REVENUE (FY 2015 GEN ED REV REPORT LINE 198)
253 TIER 2 = LSR OF 1 OR (232)/\$290,000 = 1.00000000	266 ADJ INITIAL TBRA (FROM TBRA PHASEOUT REPORT, LINE 11)	
INITIAL REFERENDUM LEVY	267 CONVERTED ADJ FY 2002 REF AUTHORITY (FY 2015 GENERAL EDUC REVENUE REPORT, LINE 254)	
254 TIER 1 LEVY = (249) X (252) = 302,131.87	268 UNCAPPED REF AND LOR ALLOWANCE = (174) + (196) = 774.26	
255 TIER 2 LEVY = (250) X (253) = 16,892.40	269 PRORATED TBRA = LSR OF (266) OR $[(266) \times (268) / (267)] =$	
251 UNEQUALIZED LEVY	270 REF AND LOR REV = (176) + (202) = 917,188.40	
256 TOTAL = (254) + (255) + (251) = 319,024.27	271 CAPPED TBRA = LSR OF (269) OR (270) =	
INITIAL REFERENDUM AID		
257 TIER 1 AID = (249) - (254) = 242,784.13		
258 TIER 2 AID = (250) - (255) =		
259 TOTAL AID = (257) + (258) = 242,784.13		

REFERENDUM AID GUARANTEE (CONT)	LOCAL OPTIONAL AID & LEVY SUMMARY AFTER REF AID GUARANTEE	GENERAL EDUCATION REVENUE SUMMARY
291 FY 2015 COMBINED REVENUE = (289)+(290) = 1,464,285.70	306 TIER 1 LOR LEVY = (282) - (302) = 126,958.08	102 BASIC 7,779,268.20
292 FY 2015 REFERENDUM EQUALIZATION PLUS HOLD HARMLESS AID (FY 2015 GENERAL EDUC REVENUE REPORT, LINES 276 & 287) 694,477.55	236 TIER 2 LOR LEVY = (236) 309,611.77	105 DECLINING ENROLL 18,019.85 111 PENSION ADJUSTMENT 47,842.37 112 GIFTED & TALENTED 15,399.80 113 EXTENDED TIME 28,655.20 127 BASIC SKILLS 665,052.28 139 SPARSITY 142 SMALL SCHOOLS
293 FY 2015 LOCATION EQUITY AID (FY 2015 GENERAL EDUC REVENUE REPORT, LINE 197)	307 LOCAL OPTIONAL LEVY LIMIT = (306) + (236) = 436,569.85	162 TRANSPORT SPARSITY 295,806.74 168 OPERATING CAPITAL 253,468.86 171 LOCAL OPTIONAL 857,650.40 202 REFERENDUM 561,808.40 204 TRANSITION 29,982.22 227 EQUITY REVENUE 165,918.03 319 ALT ATTENDANCE ADJ
294 FY 2015 COMBINED AID FOR GUARANTEE = (292)+(293) = 694,477.55	308 LOCAL OPTIONAL AID =(281)+(238)+(302)= =(274)+(275)= 421,080.55	320 TOTAL GENERAL REVENUE = (102)+(105)+(111) + (112)+(113)+(127) + (139)+(142)+(162) + (168)+(171)+(202) + (204)+(227)+(319) = 10,718,872.35
295 FY 2022 COMBINED REVENUE = (171)+(202) = 1,419,458.80	309 TIER 1 REF LEVY = (283) - (303) = 302,131.87	GENERAL AIDS & LEVIES
296 FY 2022 COMBINED INITIAL AID = (286)+(238) = 663,864.68	310 TIER 2 REF LEVY = (284) - (304) = 16,892.40	230 OPERATING CAP LEVY 180,244.22 239 EQUITY LEVY 102,275.93 241 TRANSITION LEVY 18,481.77 307 LOCAL OPTIONAL 436,569.85 312 TOTAL REFERENDUM LEVY 319,024.27
297 REVENUE RATIO = LESSER OF 1 OR [(295)/(291)] = .96938651	311 UNEQL LEVY = (285) - (305) =	321 TOTAL GENERAL ED LEVY = (230)+(239)+(241) +(307)+(312) = 1,056,596.04
298 2012 RMV 307,982,590	312 TOTAL REFERENDUM LEVY =(309)+(310)+(311)= 319,024.27	322 TOTAL GENERAL ED AID = (320)-(321)= 9,662,276.31
299 RMV RATIO = LESSER OF 1 OR [(298)/(10)] = .71560386	313 TOTAL REFERENDUM EQUALIZATION AID =(271) + (279) + (280) + (303)+ (304)+ (305) - (274) - (275) = 242,784.13	ALTERNATIVE TEACHER COMPENSATION REV
300 FY 2022 MINIMUM COMBINED AID = (294)X(297)X(299) = 481,756.80	ALTERNATIVE ATTENDANCE ADJUSTMENT (CHARTER TRANSPORT AND MN STATE ACAD ADJ'S ONLY)	323 ENROLLMENT AS OF OCT 1, 2019 AT PARTICIPATING SITES (FY 2021 GENERAL EDUC RPT, LINE 304)
301 FY 2022 REFERENDUM HOLD HARMLESS AID INCREASE IF (288)=0 THEN 0, ELSE GREATER OF 0 OR [(300)-(296)] =	147 TRANSPORT ALLOWANCE 551.66	324 EST ENROLLMENT AS OF OCTOBER 1, 2020 AT PARTICIPATING SITES = (323)X[(52)/(51)] =
INITIAL LEVIES ARE REDUCED TO MAKE THE REFER AID GUARANTEE REVENUE-NEUTRAL. LEVY COMPONENTS ARE REDUCED IN THE FOLLOWING ORDER:	314 ADJ PU OF CHARTER SCHOOLS TRANSPORTED BY DISTRICT	325 ALTERNATIVE TEACHER COMPENSATION REVENUE = \$260.00 X (324) =
302 TIER 1 LOR LEVY	315 EXT TME PU OF CHARTER SCHOOLS TRANSPORTED BY DISTRICT	
303 TIER 1 REF LEVY	316 CHARTER ALT ATTENDANCE ADJUST = (147) X (314) + \$223 X (315) =	
304 TIER 2 REF LEVY	317 2021-22 RES PU ATTENDING MN STATE ACADEMIES	
305 UNEQL REF LEVY	318 MN STATE ACADEMIES ALT ATTENDANCE ADJ = - (101) X (317) =	
	319 ALT ATTEND ADJUST TO AID = (316)+(318) =	

ALT TEACHER COMP AIDS & LEVIES	ACHIEVE AND INTEGRATION AID (CONT)	REEMPLOYMENT INSURANCE LEVY
325 ALT COMP REVENUE	341 FY 2022 EST INCENTIVE BUDGET 11,944.00	356 EST FY 2021 EXPEND 5,000.00
326 ALT COMP BASIC AID = 0.65 X (325) =	342 FY 2022 ADJ INITIAL BUDGET = (340) X 1.003 = 101,839.61	357 INITIAL REEMPLOYMENT LEVY = 100% OF (356) = 5,000.00
327 BASIC AID PRORATION .96816971	343 OCT 1, 2019 ENROLL OF PROTECTED STUDENTS 273.00	SAFE SCHOOLS LEVY
328 PRORATED BASIC AID = (326)X(327) =	344 EST OCT 1, 2020 ENROLL OF PROTECTED STUDENTS = (343) = 273.00	358 SAFE SCH Lvy REQUEST? YES 59 2021-22 ADJ PU (EST) 1,184.60
329 PRO BASIC AID TO LEVY = (326) - (328) =	345 OCT 1, 2019 TOTAL ENROLLMENT 1,124.00	359 SAFE SCH LEVY LIMIT = \$36 X (59) = 42,645.60
330 ALT COMP LEVY REVENUE = (325)-(326) + (329) =	346 EST OCT 1, 2020 TOTAL ENROLLMENT = (345) = 1,124.00	SAFE SCHOOLS INTERMEDIATE LEVY
228 FY 2022 ANTC/ADJ PU 16,984.86	347 PROTECTED ENROLLMENT RATIO = (344)/(346) = .24288256	360 SAFE SCH INTERMEDIATE LEVY REQUEST? NO
331 ALT COMP LEVY RATIO = LESSER OF 1 OR [(228)/\$6,100] = 1.00000000	348 INITIAL ACHIEVE & INTEG REVENUE FORMULA IF (340) > 0 = \$350 X (59)X(347) = 100,701.54	361 INTERMEDIATE LEVY ALLOWANCE <= \$15
332 ALT TEACHER COMP LEVY = (330) X (331) =	349 INTEG HOLD HARMLESS (FROM FY 2021 INTEG REV RPT, LINE 11)	362 SAFE SCH INTERMEDIATE LIMIT = (59) X (361) =
333 ALT COMP EQUALIZATION AID = (325)-(328)-(332) =	SPECIAL EDUCATION AID	JUDGMENT LEVY
ESTIMATES OF FY 2022 SPECIAL EDUC AID SHOWN BELOW ARE BASED ON END OF SESSION 2020 ESTIMATES. PLEASE NOTE THAT THESE ARE ROUGH ESTIMATES AND MAY CHANGE SIGNIFICANTLY WHEN UPDATED DATA BECOME AVAILABLE.	350 INITIAL ACHIEVE & INTEG REVENUE = LSR OF (342) OR [(348)+(349)] = 100,701.54	363 DISTRICT JUDGMENTS 364 INTERMED JUDGMENTS 365 JUDGMENT LIMIT = (363)+(364) =
334 SPEC ED REGULAR BEFORE TUITION ADJ 1,544,304.04	351 INCENTIVE REV =LSR OF (341) OR [(59) X \$10] = 11,846.00	ICE ARENA LEVY
335 NET TUITION ADJUST 583,810.09-	352 ACHIEVE & INTEG REVENUE = (350) + (351) = 112,547.54	366 FY 2020 NET OPR COSTS 367 ICE ARENA LEVY LIMIT = 100% OF (366) =
336 EXCESS COST AID 382,190.71	353 ACHIEVE & INTEG LEVY = (352) X .30 33,764.26	FY 2021 CAREER & TECHNICAL
337 HOLD HARM/GROWTH LMT 356,127.38	354 TRANSFER TO MDE IF (350)=(342) THEN (354)=(342)-(340) ELSE (354)=(350)X.003 302.10	368 SHARE OF FY 2021 EST COOPERATIVE BUDGET 369 FY 2021 ESTIMATED DISTRICT BUDGET 148,374.00
338 CROSS SUB REDUC AID 61,445.95	355 ACHIEVE & INTEG AID = (352)-(353)-(354) = 78,481.18	370 FY 2021 EST BUDGET = (368) + (369) = 148,374.00
339 TOTAL SPECIAL EDUC AID = (334) TO (338) = 1,760,257.99	59 2021-22 ADJ PU (EST) 1,184.60	371 PRELIMINARY REVENUE = .35 X (370) = 51,930.90
ACHIEVEMENT AND INTEGRATION REVENUE	340 FY 2022 EST INITIAL BUDGET 101,535.00	

CAREER & TECHNICAL (CONT)		NONPUBLIC TRANSPORTATION AID (CONT)		INITIAL LTFM REVENUE (CONT)					
372	LAST YEAR REVENUE (FY 2020 CTE AID REPORT, LINE 16)	45,487.29		403	FY 2020 EXCESS FTE	688.00	454	NET DEBT SERVICE FOR PORTION OF EXISTING ALT FAC BONDS 1A FOR QUALIFIED H&S PROJ	
373	REVENUE GUARANTEE = LESSER OF (370) OR (372) =	45,487.29		404	ESTIMATED FY 2022 NONPUBLIC FTE	34.00	767	NET LTFM REQ DEBT FOR ELIG H&S>\$100K	
374	PRELIMINARY REVENUE = GREATER OF (371) OR (373) =	51,930.90		405	FY 2022 NONPUBLIC TO AND FROM AID = [(400)+(401)] / [(402)+(403)] X(404) X \$6,567/\$6,438 =	19,120.42	455	NEW PAYGO LTFM LEVY FOR ELIG H&S>\$100K	
375	REVENUE ALLOCATION FOR CAREER TECH PER MS 124D.4531, SUBD 5			406	ESTIMATED FY 2020 NONPUBLIC NONREGULAR COST		456	TOTAL ADDL LTFM REV FOR PROJECTS >\$100K = (766)+(454) + (767)+(455) =	
376	CAREER TECH REVENUE = (374) + (375) =	51,930.90		407	ESTIMATED FY 2022 NONPUBLIC NONREGULAR AID = (406) X [\$6,567/\$6,438]			ADDITIONAL LTFM REVENUE FOR QUALIFIED VOLUNTARY PRE-KINDERGARTEN	
29	2018 ANTC	17,378,643		408	FY 2022 ESTIMATED TRANSPORTATION AID = (405)+(407) =	19,120.42	768	NET LTFM REQ DEBT SERVICE FOR VPK	
58	2020-21 ADJ PU (EST)	1,194.40					457	NEW PAYGO LTFM LEVY FOR VPK	
377	FY 2021 ANTC/ADJ PU = (29)/(58) =	14,550.10		450	LTFM PLAN APPROVAL STATUS	APPROVED	458	TOTAL LTFM REVENUE UNDER NEW LAW = (453) + (456) + (768) + (457) =	362,304.83
378	LEVY RATIO FOR CTE = LESSER OF 1 OR (377)/\$7,612 =	1.00000000			CAPITAL RELATED LEVY LIMITATIONS			OLD LAW HEALTH AND SAFETY (H&S)	
379	CAREER TECH LEVY LIMIT = (376) X (378) =	51,930.90			LONG TERM FACILITIES MAINTENANCE REVENUE (LTFM)		459	OLD LAW HEALTH & SAFETY REVENUE = FY 2022 ESTIMATED H&S COST =	26,950.00
380	EST CAREER TECH AID = (376) - (379) =						460	REG ALT FAC PAYGO REVENUE APPROVED FOR FY 2022	
	ANNUAL OTHER POSTEMPLOYMENT BENEFITS (OPEB)						461	ALT FAC/H&S PAYGO REV FOR NEW APPROVALS	
381	AUTHORITY REQUESTED BY DISTRICT BASED UPON FY 2020 EXPENSES PAID	43,431.00		451	AVE BLDG AGE (EST) (NO MAX AGE LIMIT)	28.17	462	PAYGO REVENUE FOR ALT FAC AND AF/H&S = (460)+(461) =	
382	PRORATION FACTOR TO REFLECT STATEWIDE CAP	1.00000000		452	BLDG AGE RATIO = LSR OF 1 OR (451)/35 =	.80485714	765	NET DEBT SERVICE FOR EXISTING AND NEW REGULAR ALT FAC BONDS 1A	
383	ANNUAL OPEB LEVY LIMIT = (381) X (382) =	43,431.00		453	INITIAL LTFM REVENUE = \$380 X (59) X (452) =	362,304.83	766	NET DEBT SERVICE FOR EXISTING AND NEW REGULAR ALT FAC/H&S BONDS 1B	
	NONPUBLIC TRANSPORTATION AID				ADDITIONAL LTFM REVENUE FOR QUALIFIED H&S PROJECTS > \$100,000				
400	ESTIMATED FY 2020 REG/EXCESS COST	661,582.00							
401	ACTUAL FY 2020 BUS DEPRECIATION								
402	FY 2020 REGULAR FTE	512.00							

OLD LAW ALTERNATIVE FACILITIES (ALT FAC OR AF/H&S) (CONT)	LTFM TOTAL AIDS & LEVIES	DEBT SERVICE PORTION OF LTFM REV (CO
767 NET LTFM REQ DEBT FOR ELIG H&S>\$100K	59 2021-22 ADJ PU (EST) 1,184.60	769 NET LTFM REQ DEBT FOR ALL OTHER PROJECTS
463 NET LTFM REQ DEBT FOR ALL OTHER PROJECTS FOR ALT FAC 1A, IF (465)=NO THEN (769), ELSE 0	473 LTFM EQUALIZED REVENUE = LSR OF (468), (470) OR \$380 X (59) = 362,304.83	770 TOTAL DEBT SERVICE LTFM REVENUE = (765)+(766)+(767) +(768)+(769) =
768 NET LTFM REQ DEBT SERVICE FOR VPK	35 2019 AG MODIFIED ANTC FOR LTFM REVENUE 12,462,284	486 LTFM DEBT SERV EQUAL REVENUE = LESSER OF (473) OR (770) =
457 NEW PAYGO LTFM LEVY FOR VPK	56 2018-19 ADJ PU (ACT) 1,258.34	478 LTFM AID RATIO .11576187
464 TOTAL OLD LAW ALT FAC AND AF/H&S REVENUE = (462)+(765)+(766) + (767)+ (463)+(768) + (457) =	474 FY 2019 ANTC PER APU = (35) / (56) = 9,903.75	487 LTFM DEBT INITIAL EQUAL AID = (486)X(478) =
OLD LAW DEFERRED MAINTENANCE	475 STATEWIDE ANTC/APU 9,105.95	488 LTFM DEBT EQUAL AID = GREATER OF (481) OR (487) BUT NOT MORE THAN (770) =
465 ELIGIBLE FOR OLD LAW DEF MAINT REVENUE? YES	476 LTFM EQUAL FACTOR = 123% OF (475) = 11,200.32	489 LTFM DEBT EQUAL LEVY = GTR OF ZERO OR (486) - (488) =
466 OLD LAW DEFERRED MAINTENANCE REVENUE = (453) X \$64/\$380 = 61,019.76	477 LTFM LEVY RATIO = LSR OF 1 OR (474)/(476) = .88423813	490 LTFM DEBT UNEQUAL LEVY = GTR OF ZERO OR (770)-(488)-(489) =
467 TOTAL OLD LAW FORMULA REVENUE FOR HOLD HARMLESS = (459)+(464)+(466) = 87,969.76	478 LTFM AID RATIO = = 1 - (477) = .11576187	GENERAL FUND PORTION OF LTFM REV
LTFM REVENUE	479 LTFM INITIAL EQUAL AID = (473) X (478) = 41,941.08	492 TOTAL LTFM REVENUE 362,304.83
468 LTFM REVENUE FOR SCHOOL DISTRICT PROJECTS = GREATER OF (458) OR (467) = 362,304.83	480 LTFM INITIAL EQUALIZED LEVY = (473) - (479) = 320,363.75	491 TOTAL GENERAL FUND LTFM REVENUE = (472) - (770) = 362,304.83
469 DISTRICT REQUESTED REDUCTION FROM MAXIMUM (FROM LIS SYSTEM)	481 2015 TOTAL ALT FAC GRANDFATHER AID	492 LTFM GEN FUND EQUAL REV = (473) - (486) = 362,304.83
470 DISTRICT LTFM REVENUE = (468) - (469) = 362,304.83	482 TOTAL LTFM EQUAL AID = GREATER OF (479) OR (481) = 41,941.08	493 LTFM GEN FUND EQUAL AID = (482) - (488) = 41,941.08
471 DISTRICT SHARE OF ELIGIBLE COOP/INTERMED LTFM PROJECTS	483 TOTAL LTFM EQUAL LEVY = GTR OF ZERO OR (473) - (482) = 320,363.75	494 GEN FUND LTFM EQUAL LIMIT = GTR OF ZERO OR (492) - (493) = 320,363.75
472 TOTAL LTFM REVENUE = (470) + (471) = 362,304.83	484 TOTAL LTFM UNEQUAL LEVY = GTR OF ZERO OR (472)-(482)-(483) =	495 GEN FUND LTFM UNEQUAL LIMIT = GTR OF ZERO OR (491)-(493)-(494) =
	485 TOTAL LTFM LEVY = (483) + (484) = 320,363.75	496 TOTAL GEN FUND LTFM LEVY = (494) + (495) = 320,363.75
	DEBT SERVICE PORTION OF LTFM REV	
	765 NET ALT FAC REG DEBT	
	766 NET ALT FAC/H&S DEBT	
	767 NET LTFM REQ DEBT FOR ELIG H&S>\$100K	
	768 NET LTFM REQ DEBT SERVICE FOR VPK	

OTHER INITIAL GENERAL LEVIES	COMMUNITY SERVICE	EARLY CHILD FAMILY EDUCATION (CONT)
554 CONSOLIDATION/ TRANSITION	BASIC COMMUNITY EDUCATION	617 FY 2022 EARLY CHILD FAMILY REVENUE
555 REORGANIZATION OPERATING DEBT	601 POPULATION (YR 2010) 7,718	IF (612) = YES
556 HEALTH BENEFITS	602 GTR OF (601) OR 1,335 7,718	= (615) X (616),
557 ADDL RETIREMENT (MPLS AND STP)	603 YOUTH SERVICE PROG? YES	IF ANNUAL REPT = YES 53,921.28
558 SEVERANCE	604 AFTER SCHOOL ENRICHMENT? YES	30 2019 ANTC 20,120,260
559 ADMIN DISTRICT	605 FY 2022 GENERAL REVENUE = \$5.42 X (602) = 41,831.56	618 ECFE TAX RATE .00258580
560 SWIMMING POOL	606 FY 2022 YOUTH SERVICE REV = \$1.00 X (602) = 7,718.00	619 = (618) X (30) = 52,026.97
561 TREE GROWTH	607 FY 2022 AFTER SCHOOL REVENUE = \$1.85 X (602) NOT TO EXCEED 10,000 AND \$0.43 X POPULATION IN EXCESS OF 10,000 14,278.30	620 EARLY CHILD LEVY LIMIT = LESSER OF (617) OR (619) = 52,026.97
562 CONSOLIDATION/ RETIREMENT	608 FY 2022 COMMUNITY EDUCATION REVENUE = (605)+(606)+(607) = 63,827.86	621 EST FY 2022 EARLY CHILD AID = (617)-(620) = 1,894.31
563 ECON DEVELOP ABATE	30 2019 ANTC 20,120,260	HOME VISITING LIMIT
564 OTHER GENERAL (MEMO)	609 STANDARD COMM ED LEVY = .00940 X (30) = 189,130.44	622 DIST PLANS TO LEVY FOR FY 2022 HOME VISIT? YES
565 SUBTOTAL--OTHER INITIAL GENERAL LEVIES = (554) TO (564) = INITIAL GENERAL FUND LEVY	610 COMM ED LEVY LIMIT LSR (608) OR (609) = 63,827.86	623 HOME VISITING REVENUE IF (622) = YES AND (619) > \$0, = \$3.00 X (614), ELSE = \$0 1,071.00
566 GENERAL RMV VOTER APPROVED JOBZ EXEMPT = (312) = 319,024.27	611 FY 2022 EST GROSS COMM ED AID = (608)-(610) =	228 FY 2022 ANTC/ADJ PU 16,984.86
567 GENERAL RMV OTHER JOBZ EXEMPT = (307)+(239) + (241) = 557,327.55	612 DIST PLANS TO LEVY FOR FY 2022 ECFE REVENUE? YES	624 HOME VISIT LEVY RATIO = LESSER OF 1 OR (228) / \$17,250 = .98462957
568 GENERAL NTC VOTER APPROVED JOBZ EXEMPT = (552)	613 ECFE ANNUAL REPORT SUBMITTED? YES	625 FY 2022 HOME VISIT LIMIT =(623) * (624) 1,054.54
569 GENERAL NTC OTHER GENED JOBZ EXEMPT PHASED OUT IN 2018	614 POPULATION UNDER FIVE YEARS OF AGE 357	626 FY 2022 EST HOME VISIT AID =(623)-(625) 16.46
570 GENERAL NTC OTHER JOBZ =(332)+(353)+(357) +(359)+(362)+(365) +(367)+(379)+(383) +(553)-(552)+(565) = 866,120.49	615 GTR OF 150 OR (614) = 357	DISABLED ADULTS
571 TOTAL INITIAL GENERAL LEVY LIMITATION =(566)+(567)+(568) + (569)+(570) = 1,742,472.31	616 ECFE ALLOWANCE 0.023 X (101) = 151.04	627 DISABLED ADULTS LIMIT LSR \$30,000 OR 50% OF APPROVED EXPENDITURES
		SCHOOL-AGE CARE
		628 FY 2022 SCH-AGE CARE REV (FY 2022 EST COST)
		30 2019 ANTC 20,120,260
		48 2021-22 RES PU (EST) 1,369.00

SCHOOL-AGE CARE (CONT)	REQUIRED DEBT ELIGIBLE FOR NATURAL DISASTER EQUAL AID (MS 123B.535)	OTHER REQUIRED DEBT FOR BONDS INELIGIBLE FOR DEBT EQUAL AID
629 ANTC/RES PU = (30)/(48) = 14,697.05	707 NATURAL DISASTER REQ DEBT SERV LEVY	719 VOTER APPR BONDS INELG FOR DEBT EQUAL AID
630 LEVY RATIO = LSR OF 1 OR (629)/\$2,318 = 1.00000000		
631 FY 2022 SCH-AGE CARE LIM = (628) X (630) =	REQUIRED DEBT ELIGIBLE FOR DEBT EQUALIZATION AID (MS 123B.53)	NON-VOTER APPR INELIG BONDS
632 FY 2022 EST GROSS SCHOOL-AGE CARE AID = (628)-(631) =	708 TACONITE BONDS REQ DEBT SERV LEVY	720 FACIL BOND-MS 123B.62 721 EQUIP BOND-MS 123B.61 722 REORG OPER DEBT 723 ECON DEV ABATEMENT 724 JUDGMENT 725 OTHER NON-VOTER 726 INELG LEASE PURCHASE
COMMUNITY SERVICE SUMMARY	709 TAC FUNDING FOR BONDS (NOT IRRRB)	
633 OTHER COMM ED (MEMO)	710 TAC ADJ TO REQ = (709) OR [(709) X 1.05] =	727 SUBTOTAL, REQ DEBT FOR NON-VOTER INELIG BONDS =(720) THRU (726)=
634 TOTAL INITIAL COMMUNITY SERVICE LEVY LIMIT = (610)+(620)+(625) + (627)+(631)+(633) = 116,909.37	711 NET REQ DEBT SERV LEVY TACONITE=(708)-(710)=	728 REQ DEBT SERVICE LEVY FOR BONDS INELGIBLE FOR DEBT EQUAL AID = (718)+(719)+(727) =
GENERAL DEBT SERVICE (FUND 7)	712 VOTER APPR ELIG BONDS SOLD BY JULY 1, 2020 1,926,330.00	
REQUIRED DEBT SERVICE LEVY (EQUAL TO 105% OF THE FY 2022 PRINCIPAL AND INTEREST PAYMENTS)	713 NON-VOTER ELIG BONDS SOLD BY JULY 1, 2020	729 GDS REQ DEBT SERV LEVY =(706)+(707)+(715) +(718)+(719)+(728) = 1,926,330.00
REQUIRED DEBT ELIGIBLE FOR LONG TERM FACILITIES MAINTENANCE (LTFM) REV	714 VOTER APPR IRRRB BONDS SOLD BY JULY 1, 2020	730 GDS REQ DEBT SERV LEVY VOTER APPR = (711)+(712) +(714)+(716)+(719) = 1,926,330.00
701 ALT FAC REGULAR REQ DEBT SERV LEVY	715 TOTAL REQUIRED DEBT LEVY ELIG FOR DEBT EQUAL AID =(711)+(712) +(713)+(714)= 1,926,330.00	37 2019 ANTC INCLUDING JOBZ VALUATION 20,120,260
702 ALT FAC/H&S REQ DEBT SERV LEVY	REQUIRED DEBT FOR BONDS ELIG FOR FUTURE DEBT EQUALIZATION AID	731 MAXIMUM EFFORT DEBT SERVICE TAX RATE %
703 NEW LTFM REQ DEBT FOR ELIG H&S>\$100K	716 VOTER APPR BONDS SOLD AFTER JULY 1, 2020 ELIG FOR FUTURE AID	732 MAX EFFORT DEBT SERV LEVY = (37) X (731) =
704 NEW LTFM REQ DEBT SERVICE FOR VPK	717 NON-VOTER BONDS SOLD AFTER JULY 1, 2020 ELIG FOR FUTURE AID	733 DS LOAN RECEIVABLE
705 NEW LTFM REQ DEBT FOR ALL OTHER PROJECTS	718 SUBTOTAL, FUTURE DEBT AID ELIGIBLE = (716) + (717) =	734 DEBT EQUAL REVENUE BASE GTR OF (732) OR [(715) - (733)] = 1,926,330.00
706 TOTAL REQ DEBT SERV LEVY FOR LTFM REVENUE = (701)+(702)+(703) + (704)+(705) =		735 BOARD AUTHORIZED TRANSFER TO FUND 7 REDUCING REQUIRED DEBT SERVICE LEVY
		736 FEDERAL FUNDS REDUCING REQUIRED DEBT SERVICE LEVY

FUND 7 DEBT BALANCE		BREAKDOWN OF NET DEBT EXCESS	LONG TERM FACILITIES MAINTENANCE AID
737	JUNE 2019 FUND 7-425 BAL FOR BOND REFUND	752 BASE FOR NET DEBT EXCESS DISTRIBUTION = IF (732)>0, THEN 0 ELSE (729)-(718) = 1,926,330.00	765 NET ALT FAC REG DEBT = (701)-(755) =
738	JUNE 2019 FUND 7-451 BAL FOR QZAB & QSCB	753 DEBT EXCESS RATIO = LSR 1 OR (751)/(752) = .04842032	766 NET ALT FAC/H&S DEBT = (702)-(756) =
739	JUNE 2019 FUND 7-460 BALANCE NONSPENDABLE	754 NET DEBT EXCESS FOR ELG REQ DEBT SERVICE = (715) X (753) = 93,273.52	767 NET LTFM REQ DEBT FOR ELIG H&S>\$100K = (703)-(757) =
740	JUNE 2019 FUND 7-463 BALANCE UNASSIGN NEG	755 EXCESS FOR ELIGIBLE ALT FAC REGULAR BONDS = (701) X (753) =	768 NET LTFM REQ DEBT FOR ELIG VPK = (704)-(758) =
741	JUNE 2019 FUND 7-464 BALANCE RESTRICTED (FOR DEBT EXCESS) 332,541.44	756 EXCESS FOR ELIGIBLE ALT FAC/H&S BONDS = (702) X (753) =	769 NET LTFM REQ DEBT FOR ALL OTHER PROJECTS = (705)-(759) =
742	PAY 19 DEBT EXCESS LEVY REDUCTION 75,792.14	757 EXCESS FOR ELIGIBLE LTFM IAQFAA BONDS = (703) X (753) =	770 NET DEBT LEVY FOR LT FAC MAINT = (765)+(766)+(767) + (768)+(769) =
743	PAY 20 DEBT EXCESS LEVY REDUCTION 67,159.29	758 EXCESS FOR ELIGIBLE LTFM VPK BONDS = (704) X (753) =	486 LTFM DEBT EQUAL REV 488 LTFM DEBT EQUAL AID
744	5% OF PAY 21 REQ DEBT SERV LEVY=(729) X 5%= 96,316.50	759 EXCESS FOR ELIGIBLE LTFM OTHER BONDS = (705) X (753) =	489 LTFM DEBT EQUAL LEVY 490 LTFM DEBT UNEQUAL LVY
745	FUND 7 AVAIL BALANCE GTR OF ZERO OR [(741) -(742)-(743)-(744)] = 93,273.51	760 GENERAL FUND LEVY ADJ FOR FACILITY & EQUIP BONDS = -(720)-(721)-(750) =	771 LTFM DEBT LEVY LIMIT = (489) + (490) + (755) + (756) + (757)+(758)+(759) =
746	RETAIN FOR CAPITAL LOAN REPAYMENT	761 UNALLOCATED DEBT EXCESS = GTR OF ZERO OR [(751)-(752)] =	NATURAL DISASTER DEBT EQUALIZATION
747	APPROVED DEBT EXCESS TO BE RETAINED	NET DEBT EXCESS SUMMARY	37 2019 ANTC INCLUDING JOBZ VALUATION 20,120,260
748	DISTRICT REQUESTED ADDITIONAL EXCESS	762 DEBT EXCESS FOR VOTER APPROVED BONDED DEBT = [(730)-(716)]X(753) = 93,273.52	772 TEN PERCENT ANTC = 0.10 * (37) = 2,012,026
749	CERTIFIED DEBT EXCESS = GTR OF 0 OR [(745) -(746)-(747)+(748)] = 93,273.51	763 DEBT EXCESS FOR NON- VOTER APPROVED DEBT = (751)-(761)-(762) =	707 REQ DEBT LEVY FOR NATURAL DISASTER DEBT
750	EXCESS USED TO RETIRE FAC & EQUIP BONDS	764 NET DEBT EXCESS FOR DEBT SERV LEVY REDUCT = (762)+(763) = 93,273.52	773 FY 2022 DISASTER DEBT EQ REV = GTR OF ZERO OR [(707) - (772)] =
751	ADJUSTED DEBT EXCESS = (749)-(750) = 93,273.51		56 2018-19 ADJ PU (ACT) 1,258.34 774 FY 2019 ANTC PER APU = (37) / (56) = 15,989.53
			775 STATEWIDE AVE ANTC INCL JOBZ PER APU 9,698.65 776 DISASTER EQUAL FACTOR = 300% OF (775) = 29,095.95

NATURAL DISASTER DEBT EQUALIZATION (CONT)	DEBT EQUALIZATION AID (CONT)	MAXIMIUM EFFORT (CONT)
777 NATURAL DISASTER LEVY RATIO = LSR OF 1 OR (774)/(776) = .54954487	790 TIER 1 EQUAL REV = (785)-(789) =	804 AID ELIG GDS LEVY LIMIT FOR MAX EFF DISTRICTS = (803) - (716) - (719) =
778 DISASTER AID RATIO = = 1 - (777) = .45045513	56 2018-19 ADJ PU (ACT) 1,258.34 791 2019 ANTC INCL JOBZ / ADJ PU = (37)/(56) = 15,989.53	
779 DISASTER DEBT EQUAL AID = (773) X (778) =	792 TIER 1 DEBT EQUAL LEVY RATIO = LSR OF 1 OR (791)/[GTR OF \$4,430 OR 55.33% OF (775)] = 1.00000000	MINIMUM EST MAX EFFORT PAYMENT 732 MAX EFFORT DEBT LEVY
780 DISASTER LEVY LIMIT = (707) - (779) =	793 TIER 2 DEBT EQUAL LEVY RATIO = LSR OF 1 OR (791)/[GTR OF \$8,000 OR 100% OF (775)] = 1.00000000	805 MAX EFFORT REQ LEVY = GTR OF ZERO OR [(729)+(926)+(927)-(706) -(719)-(720)-(721)] =
DEBT EQUALIZATION AID		806 MINIMUM EST MAX EFFORT PAYMENT = GTR OF 0 OR (732)-(805) =
734 DEBT EQUAL BASE 1,926,330.00	794 TIER 1 DEBT EQU AID RATIO = 1-(792) =	
754 DEBT EXCESS FOR ELIG REQUIRED DEBT 93,273.52	795 TIER 2 DEBT EQU AID RATIO = 1-(793) =	ADJUSTMENT TO GDS LIMIT FOR IRRRB ALLOCATION
781 FY 2022 NET REV ADJ TO DEBT EQUALIZATION REVENUE (MEMO)	796 TIER 1 DEBT AID = (790) X (794) =	807 FY 2022 IRRRB FUNDING FOR VOTER-APPR BONDS
782 FY 2022 GROSS DEBT EQUALIZATION REVENUE =(734)-(754)+(781) = 1,833,056.48	797 TIER 2 DEBT AID = (789) X (795) =	808 PAY 21 IRRRB ADJUSTMENT FOR VOTER-APPROV BONDS = - ((807) X 1.05) =
37 2019 ANTC INCLUDING JOBZ VALUATION 20,120,260	798 TOTAL DEBT EQ AID = (796)+(797) =	809 FY 2022 IRRRB FUNDING FOR NON-VOTER BONDS
783 = .1050 X (37) = 2,112,627.30	799 NON VOTER DEBT AID = (798)X(713)/(715) =	810 PAY 21 IRRRB ADJUSTMENT FOR NON-VOTER BONDS = - ((809) X 1.05) =
784 MAX UNEQ LOCAL EFFORT = .1574 X (37) = 3,166,928.92	800 VOTER APPR DEBT AID = (798)-(799) =	
785 FY 2022 NET DEBT EQ REV = GTR OF 0 OR [(782) - (784)] =	ADJUSTMENT TO GDS LIMIT FOR MAXIMUM EFFORT DISTRICTS	GENERAL DEBT SERVICE LEVY SUMMARY
786 PRELIM TIER 1 EQU REV =LSR (785) OR (783)=	801 NET ADJ DEBT SERV LEVY DO IF (732)>0, = GTR OF [(729)-(706) -(719)-(720)-(721)-(798)] OR [(732)-(926)-(927) -(798)], ELSE 0	811 DEBT EQUAL AID ELIG, VOTER APPROVED IF (732)>0 THEN (804) ELSE = (711)+(712)+(714) -(800)-(808)OR ZERO = 1,926,330.00
787 PRELIM TIER 2 EQU REV = (785)-(786) =	802 ADDL MAX EFF GDS LEVY = GTR OF 0 OR [(732) -(926)-(927)-(801)] =	812 DEBT EQUAL AID ELIG, NON VOTER APPROVED = GREATER OF [(713)-(799)-(810)] OR ZERO =
732 MAXIMUM EFFORT DEBT SERVICE LEVY	803 TOTAL VTR APPR GDS LEVY LIMIT FOR MAX EFF DISTRICTS = (801)+(802) =	813 DEBT EQUAL AID INELIG, VOTER APPROVED = (716) + (719) =
788 MIN TIER 2 REV FOR MAX EFF = GTR OF ZERO OR [(732)-(783)-(784)] =		
789 TIER 2 EQUAL REV = GTR OF (787) OR (788) =		

GEN DEBT SERVICE LEVY SUMMARY (CONT)	FUND 47 DEBT BALANCE (CONT)	FUND 47 DEBT BALANCE (CONT)
814 DEBT EQUAL AID INELIG, NON VOTER APPROVED = (717) + (727) =	909 JUNE 2019 FUND 47-425 BAL FOR BOND REFUND	926 NET DEBT SERVICE LEVY FOR VOTER APPROVED
771 LTFM DEBT LEVY LIMIT NON VOTER APPROVED	910 JUNE 2019 FUND 47-460 BALANCE NONSPENDABLE	OPEB/PENSION BONDS =(903)-(921)-(924) =
780 DISASTER LEVY LIMIT VOTER APPROVED	911 JUNE 2019 FUND 47-463 BALANCE UNASSIGN NEG	927 NET DEBT SERVICE LEVY FOR OPEB/PENSION BONDS
815 INITIAL GDS LEVY LIM VOTER APPROVED =(811)+(813)+(780) = 1,926,330.00	912 JUNE 2019 FUND 47-464 BALANCE RESTRICTED	NON-VOTER APPROVED =(908)-(922)-(925) =
816 INITIAL GDS LEVY LIM NON VOTER APPROVED = (812)+(814)+(771) =	913 JUNE 2019 FUND 47-464 BALANCE VOTER APPROV	LEVY LIMITATION ADJUSTMENTS
817 TOTAL INITIAL GDS LEVY LIMIT = (815)+(816) = 1,926,330.00	914 JUNE 2019 FUND 47-464 BAL NON-VOTER APPROV = (912) - (913) =	IN GENERAL, IF WE HAVE:
OTHER POSTEMPLOYMENT BENEFITS (OPEB) & PENSION DEBT SERVICE (FUND 47)	915 PAY 19 OPEB DEBT EXC REDUCTION NON-VOTER	A FINAL LEVY AUTHORITY
901 LEVY BONDS IRREV TRUST VOTER APPROVED	916 PAY 20 OPEB DEBT EXC REDUCTION NON-VOTER	B PREVIOUSLY CALCULATED AUTHORITY
902 LEVY BONDS REVOC TRUST VOTER APPROVED	917 5% OF REQUIRED OPEB DEBT SERV LEVY VOTER = (903) X 5% =	C CERTIFIED LEVY BASED ON (B)
903 REQ DEBT SERV LEVY OPEB BONDS VOTER APPROVED = (901) + (902) =	918 5% OF REQUIRED OPEB DEBT SERV LEVY NONVOT = (908) X 5% =	D LEVY ADJUSTMENT, THEN: IF A>B, D=A-B IF A<C, D=A-C OTHERWISE D=ZERO
904 LEVY BONDS IRREV TRUST NON-VOTER APPROVED	919 RETAIN FOR CAP LOAN REPAYMENT NON-VOTER	GENERAL FUND ADJUSTMENTS
905 LEVY BONDS REVOC TRUST NON-VOTER APPROVED	920 APPROV DEBT EXCESS TO BE RETAINED NON-VOTER	FY 2021 OPERATING CAPITAL LEVY ADJUSTMENT
906 REQUIRED DEBT SERVICE LEVY FOR OPEB BONDS NON-VOTER APPROVED = (904) + (905) =	921 FUND 47 AVAILABLE BALANCE VOTER APPROVED = GREATER OF ZERO OR [(913)-(917)] =	1001 FY 2021 OPER CAP LEVY AUTH (FROM FY 2021 GENERAL EDUC REVENUE REPORT, LINE 174) 155,683.80
FUND 47 DEBT BALANCE	922 FUND 47 AVAILABLE BALANCE NON-VOTER = GTR ZERO OR [(914)- SUM (915) TO (920)] =	1002 19 PAY 20 LIMIT 155,079.97 1003 19 PAY 20 LEVY 155,079.97
907 REQ DEBT SERV LEVY FOR PENSION BONDS (MPLS)	923 CLOSING FUND 47 TO FUND 7 TRANSFER IF (922) GTR ZERO AND (908) = ZERO, ELSE 0	1004 FY 2021 OPER CAPITAL LEVY ADJUSTMENT = ((1001)-(1002)) = 603.83
908 REQ DEBT SERVICE LEVY FOR OPEB/PENSION BONDS NON-VOTER APPROVED = (906) + (907) =	924 ADDITIONAL DEBT EXCESS REQUESTED OPEB/PENSION BONDS VOTER APPROVED	FY 2021 LOR TIER 1 LEVY ADJUSTMENT
	925 ADDITIONAL DEBT EXCESS REQUESTED OPEB/PENSION NON-VOTER APPROVED	1005 FY 2021 LOC TIER 1 (FROM FY 2021 GENERAL EDUC REVENUE REPORT, LINE 189) 121,071.67
		1006 ALLOCATION OF TBRA (FROM PAY 20 LEVY REPORT, LINE 285)

LOR TIER 1 ADJUSTMENT (CONT)		FY 2021 TRANSITION LEVY ADJUSTMENT		REFERENDUM ADJUST (CONT)	
1007	ALLOC OF REF HOLD HARM (FROM PAY 20 LEVY REPORT, LINE 312)	1021	FY 2021 TRANSITION LEVY AUTH (FROM FY 2021 GENERAL EDUC REVENUE REPORT, LINE 204)	1035	ALLOC OF REF HOLD HARM (FROM PAY 20 LEVY REPORT, LINE 314)
			17,462.60		
1008	19 PAY 20 LIMIT 121,071.67	1022	19 PAY 20 LIMIT 17,624.87	1036	19 PAY 20 LIMIT 17,274.56
1009	19 PAY 20 LEVY 121,071.67	1023	19 PAY 20 LEVY 17,624.87	1037	19 PAY 20 LEVY 17,274.56
1010	PAY 20 LIMIT BEFORE TBRA AND HOLD HARM ADJ =(1006)+(1007)+(1008) 121,071.67	1024	FY 2021 TRANSITION LEVY ADJUSTMENT = ((1021)-(1023)) = 162.27-	1038	PAY 20 LIMIT BEFORE TBRA AND HOLD HARM ADJ =(1034)+(1035)+(1036) 17,274.56
1011	PAY 20 LEVY BEFORE TRBA AND HOLD HARM ADJ =(1006)+(1007)+(1009) 121,071.67		FY 2021 1ST TIER REFERENDUM LEVY ADJUSTMENT	1039	PAY 20 LEVY BEFORE TBRA AND HOLD HARM ADJ =(1034)+(1035)+(1037) 17,274.56
1012	FY 2021 LOCAL OPTIONAL LEVY ADJUSTMENT	1025	FY 2021 1ST TIER REF LEVY AUTH (FROM FY 2021 GENERAL EDUC REVENUE REPORT, LINE 229) 285,470.93	1040	FY 2021 2ND TIER REF LEVY ADJUSTMENT = ((1033)-(1039)) = 242.42-
	FY 2021 LOR TIER 2 LEVY ADJUSTMENT	1026	ALLOCATION OF TBRA (FROM PAY 20 LEVY REPORT, LINE 286)		FY 2021 UNEQUAL REF LEVY ADJUST
1013	FY 2021 LOC TIER 2 (FROM FY 2021 GENERAL EDUC REVENUE REPORT, LINE 191) 292,538.34	1027	ALLOC OF REF HOLD HARM (FROM PAY 20 LEVY REPORT, LINE 313)	1041	FY 2021 UNEQUAL REF LEVY AUTH (FROM FY 2021 GENERAL EDUC REVENUE REPORT, LINE 233)
1014	19 PAY 20 LIMIT 295,256.60	1028	19 PAY 20 LIMIT 288,123.52	1042	ALLOCATION OF TBRA (FROM PAY 20 LEVY REPORT, LINE 288)
1015	19 PAY 20 LEVY 295,256.60	1029	19 PAY 20 LEVY 288,123.52	1043	ALLOC OF REF HOLD HARM (FROM PAY 20 LEVY REPORT, LINE 315)
1016	FY 2021 LOCAL OPTIONAL LEVY ADJUSTMENT = ((1013) - (1015)) 2,718.26-	1030	PAY 20 LIMIT BEFORE TBRA AND HOLD HARM ADJ =(1026)+(1027)+(1028) 288,123.52	1044	19 PAY 20 LEVY
	FY 2021 EQUITY LEVY ADJUSTMENT	1031	PAY 20 LEVY BEFORE TBRA AND HOLD HARM ADJ =(1026)+(1027)+(1029) 288,123.52	1045	19 PAY 20 LEVY
1017	FY 2021 EQUITY LEVY AUTH (FROM FY 2021 GENERAL EDUC REVENUE REPORT, LINE 197) 96,196.13	1032	FY 2021 1ST TIER VTR REF LEVY ADJUSTMENT = ((1025)-(1031)) = 2,652.59-	1046	PAY 20 LIMIT BEFORE TBRA AND HOLD HARM ADJ =(1042)+(1043)+(1044)
1018	19 PAY 20 LIMIT 96,724.39		FY 2021 2ND TIER REF LEVY ADJUST	1047	PAY 20 LEVY BEFORE TBRA AND HOLD HARM ADJ =(1042)+(1043)+(1045)
1019	19 PAY 20 LEVY 96,724.39	1033	FY 2021 2ND TIER REF LEVY AUTH (FROM FY 2021 GENERAL EDUC REVENUE REPORT, LINE 231) 17,032.14	1048	FY 2021 UNEQUALIZED REF LEVY ADJUSTMENT
1020	FY 2021 EQUITY LEVY ADJUSTMENT = ((1017)-(1019)) = 528.26-	1034	ALLOCATION OF TBRA (FROM PAY 20 LEVY REPORT, LINE 287)		

FY 2021 TBRA ALLOCATION ADJUSTMENT TO VOTER-APPROVED LEVIES	REFERENDUM HOLD HARM ADJUST (CONT)	FY 2019 LOC EQUITY LEVY ADJUST
FY 2021 ALLOCATION OF TBRA TO REF LEVY CATEGORIES (FROM FY 2021 GENERAL EDUC REVENUE REPORT, LINES 244 TO 246)	1061 TOTAL HOLD HARM ALLOC TO REF LEVY CATEGORIES = (1058) TO (1060) =	1073 FY 2019 LOC EQT LEVY AUTH (FROM FY 2019 GENERAL EDUC REVENUE REPORT, LINE 203) 277,008.50
1049 TIER 1 LEVY	1062 TOTAL FY 2021 HOLD HARM ALLOC TO REF LEVY CATEGORIES FROM PAY 20 LEVY =(1027)+(1035)+(1043)	1074 17 PAY 18 LIMIT 288,093.81 1075 17 PAY 18 LEVY 288,093.81
1050 TIER 2 LEVY	1063 FY 2021 HOLD HARM ALLOC VTR-APPR ADJUSTMENT = (1062)-(1061) =	1076 TOTAL ADJUST TO PAY 18 LOC EQUITY LEVY AUTH = ((1073)-(1075)) = 11,085.31-
1051 UNEQL LEVY	FY 2021 REFERENDUM HOLD HARMLESS ADJUSTMENT TO LOR TIER 1 LEVIES	1077 18 PAY 19 ADJ LIMIT 6,427.36- 1078 18 PAY 19 ADJ LEVY 6,427.36- 1079 FY 2019 LOC EQUITY LEVY ADJUSTMENT = ((1076)-(1078)) = 4,657.95-
1052 TOTAL FY 2021 TBRA ALLOC TO REF LEVY CATEGORIES = (1049) TO (1051) =	1064 FY 2021 ALLOC OF HOLD HARM TO LOR TIER 1 LEVY (FROM FY 2021 GENERAL EDUC REVENUE REPORT, LINE 271)	FY 2019 EQUITY LEVY ADJUSTMENT
1053 TOTAL FY 2021 TBRA ALLOC TO REF LEVY CATEGORIES FROM PAY 20 LEVY =(1026)+(1034)+(1042)	1065 FY 2021 HOLD HARM ALLOC TIER 1 LEVY ADJUSTMENT = (1007)-(1064) =	1080 FY 2019 EQUITY LEVY AUTH (FROM FY 2019 GENERAL EDUC REVENUE REPORT, LINE 210) 85,821.94
1054 FY 2021 TBRA ALLOCATION VTR-APPR ADJUSTMENT = (1053)-(1052) =	1007 ALLOC OF REF HOLD HARM (FROM PAY 20 LEVY REPORT, LINE 312)	1081 17 PAY 18 LIMIT 86,844.52 1082 17 PAY 18 LEVY 86,844.52
FY 2021 LOR TBRA ALLOCATION ADJUSTMENT	1066 FY 2019 OPER CAP LEVY AUTH (FROM FY 2019 GENERAL EDUC REVENUE REPORT, LINE 193) 157,571.26	1083 TOTAL ADJUST TO PAY 18 EQUITY LEVY AUTH = ((1080)-(1082)) = 1,022.58-
1055 FY 2021 ALLOCATION OF TBRA TO LOR TIER 1 LEVY (FROM FY 2021 GENERAL EDUC REVENUE REPORT, LINE 243)	FY 2019 OPERATING CAPITAL LEVY ADJ	1084 18 PAY 19 ADJ LIMIT 482.18 1085 18 PAY 19 ADJ LEVY 482.18
1056 ALLOCATION OF TBRA (FROM PAY 20 LEVY REPORT, LINE 285)	1067 17 PAY 18 LIMIT 156,284.85 1068 17 PAY 18 LEVY 156,284.85	1086 FY 2019 EQUITY LEVY ADJUSTMENT = ((1083)-(1085)) = 1,504.76-
1056 FY 2021 TBRA ALLOCATION LOR LEVY TIER 1 ADJUSTMENT = (1006)-(1055) =	1069 TOTAL ADJUST TO PAY 18 OPER CAP LEVY AUTH = ((1066)-(1067)) = 1,286.41	FY 2019 TRANSITION LEVY ADJUSTMENT
FY 2021 REFERENDUM HOLD HARMLESS ADJUSTMENT TO VOTER-APPROVED LEVIES	1070 18 PAY 19 ADJ LIMIT 643.14 1071 18 PAY 19 ADJ LEVY 643.14	1087 FY 2019 TRANSITION LEVY AUTH (FROM FY 2019 GENERAL EDUC REVENUE REPORT, LINE 217) 16,535.58
1057 FY 2021 ALLOC OF HOLD HARM TO REF LEVY CATEGORIES (FROM FY 2021 GENERAL EDUC REVENUE REPORT, LINES 272 TO 274)	1072 FY 2019 OPER CAPITAL LEVY ADJUSTMENT = ((1069)-(1070)) = 643.27	1088 17 PAY 18 LIMIT 17,197.29 1089 17 PAY 18 LEVY 17,197.29
1058 TIER 1 LEVY		1090 TOTAL ADJUST TO PAY 18 TRANSITION LEVY AUTH = ((1087)-(1089)) = 661.71-
1059 TIER 2 LEVY		1091 18 PAY 19 ADJ LIMIT 383.66- 1092 18 PAY 19 ADJ LEVY 383.66-
1060 UNEQL LEVY		1093 FY 2019 TRANSITION LEVY ADJUSTMENT = ((1090)-(1092)) = 278.05-

FY 2019 1ST TIER VOTER-APPROVED REFER LEVY ADJUST	FY 2019 2ND TIER REF LEVY ADJUST	FY 2019 UNEQUALIZED REF LEVY ADJUST
1094 FY 2019 1ST TIER REF LEVY AUTH (FROM FY 2019 GENERAL EDUC REVENUE REPORT, LINE 243)	1108 FY 2019 2ND TIER REF LEVY AUTH (FROM FY 2019 GENERAL EDUC REVENUE REPORT, LINE 238) 300,528.09	1122 FY 2019 UNEQUAL REF LEVY AUTH (FROM FY 2019 GENERAL EDUC REVENUE REPORT, LINE 241)
1095 PAY 18 LIMIT BEFORE TBRA AND HOLD HARM ADJ (FROM PAY 19 LEVY REPORT, LINE 1022)	1109 PAY 18 LIMIT BEFORE TBRA AND HOLD HARM ADJ (FROM PAY 19 LEVY REPORT, LINE 1038) 312,554.61	1123 PAY 18 LIMIT BEFORE TBRA AND HOLD HARM ADJ (FROM PAY 19 LEVY REPORT, LINE 1054)
1096 PAY 18 LEVY BEFORE TBRA AND HOLD HARM ADJ (FROM PAY 19 LEVY REPORT, LINE 1023)	1110 PAY 18 LEVY BEFORE TBRA AND HOLD HARM ADJ (FROM PAY 19 LEVY REPORT, LINE 1039) 312,554.61	1124 PAY 18 LEVY BEFORE TBRA AND HOLD HARM ADJ (FROM PAY 19 LEVY REPORT, LINE 1055)
FY 2019 1ST TIER VOTER-APPROVED REFER LEVY ADJUST	1111 TOTAL ADJUST TO PAY 18 2ND TIER REF LEVY AUTH = ((1108)-(1110)) = 12,026.52-	1125 TOTAL ADJUST TO PAY 18 UNEQUAL REF LEVY AUTH
1097 TOTAL ADJUST TO PAY 18 1ST TIER REF LEVY AUTH	1112 18 PAY 19 ADJ LIMIT 6,973.09-	1126 18 PAY 19 ADJ LIMIT
	1113 18 PAY 19 ADJ LEVY 6,973.09-	1127 18 PAY 19 ADJ LEVY
	1114 FY 2019 2ND TIER REF LEVY ADJUSTMENT = ((1111)-(1113)) = 5,053.43-	1128 FY 2019 UNEQUAL REF LEVY ADJUSTMENT
1098 18 PAY 19 ADJ LIMIT		
1099 18 PAY 19 ADJ LEVY		
1100 FY 2019 1ST TIER REF LEVY ADJUSTMENT	FY 2019 3RD TIER REF LEVY ADJUST	FY 2019 TBRA ALLOCATION ADJUSTMENT TO VOTER-APPROVED LEVIES
FY 2019 1ST TIER BOARD-APPR ADJUST	1115 FY 2019 3RD TIER REF LEVY AUTH (FROM FY 2019 GENERAL EDUC REVENUE REPORT, LINE 240) 16,383.96	1129 FY 2019 ALLOC OF TBRA TO VTR-APPR REF LEVIES (FROM FY 2019 GENERAL EDUC REVENUE REPORT, LINES 272 TO 275)
1101 FY 2019 BRD-APPR REF LEVY AUTH (FROM FY 2019 GENERAL EDUC REVENUE REPORT, LINE 242) 113,588.93	1116 PAY 18 LIMIT BEFORE TBRA AND HOLD HARM ADJ (FROM PAY 19 LEVY REPORT, LINE 1046) 17,039.62	1130 PAY 18 ALLOC OF TBRA TO VOTER-APPR REF LEVY (FROM PAY 18 LEVY RPT, LINES 280 TO 283)
1102 PAY 18 LIMIT BEFORE TBRA AND HOLD HARM ADJ (FROM PAY 19 LEVY REPORT, LINE 1030) 118,134.52	1117 PAY 18 LEVY BEFORE TBRA AND HOLD HARM ADJ (FROM PAY 19 LEVY REPORT, LINE 1047) 17,039.62	1131 FY 2019 TBRA ALLOCATION TOTAL ADJUSTMENT = (1130)-(1129) =
1103 PAY 18 LEVY BEFORE TBRA AND HOLD HARM ADJ (FROM PAY 19 LEVY REPORT, LINE 1031) 118,134.52	1118 TOTAL ADJUST TO PAY 18 3RD TIER REF LEVY AUTH = ((1115)-(1117)) = 655.66-	1132 18 PAY 19 ADJ LIMIT
1104 TOTAL ADJUST TO PAY 18 BRD-APPR REF LEVY AUTH = ((1101)-(1103)) = 4,545.59-	1119 18 PAY 19 ADJ LIMIT 380.16-	1133 18 PAY 19 ADJ LEVY
	1120 18 PAY 19 ADJ LEVY 380.16-	1134 FY 2019 TBRA ALLOC LEVY ADJUSTMENT
1105 18 PAY 19 ADJ LIMIT 2,635.58-	1121 FY 2019 3RD TIER REF LEVY ADJUSTMENT = ((1118)-(1120)) = 275.50-	
1106 18 PAY 19 ADJ LEVY 2,635.58-		
1107 FY 2019 BRD-APPR REF LEVY ADJUSTMENT = ((1104)-(1106)) = 1,910.01-		

FY 2019 TBRA ALLOCATION ADJUSTMENT TO BOARD-APPROVED LEVIES	FY 2019 REFERENDUM HOLD HARMLESS ADJUSTMENT TO BOARD-APPROVED LEVIES	FY 2021 INTEGRATION ADJUSTMENT
1135 FY 2019 ALLOC OF TBRA TO BRD-APPR REF LEVIES (FROM FY 2019 GENERAL REVENUE REPORT, LINE 271)	1147 FY 2019 ALLOC OF HOLD HARM TO BRD-APPR REF LEVY (FROM FY 2019 GENERAL EDUC REVENUE REPORT, LINE 299)	1164 FY 2021 INTEG LEVY AUTH (FROM INTEGRATION REVENUE REPORT, LINE 20) 34,043.59
1136 PAY 18 ALLOC OF TBRA TO BRD-APPR REF LEVY (FROM PAY 18 LEVY RPT, LINE 281)	1148 PAY 18 HOLD HARM ALLOC TO BOARD-APPR REF LEVY (FROM PAY 18 LEVY RPT, REPORT, LINE 311)	1165 19 PAY 20 LIMIT 34,822.99 1166 19 PAY 20 LEVY 34,822.99
1137 FY 2019 TBRA ALLOCATION TOTAL ADJUSTMENT = (1136)-(1135) =	1149 FY 2019 HOLD HARM TOTAL BRD-APPR ADJUSTMENT = (1148)-(1147) =	1167 FY 2021 INTEGRATION ADJUSTMENT LIMIT = (1174)-(1176) = 779.40-
FY 2019 TBRA ALLOCATION ADJUSTMENT TO BOARD-APPROVED LEVIES (CONT)	1150 18 PAY 19 ADJ LIMIT 1151 18 PAY 19 ADJ LEVY	FY 2019 INTEGRATION ADJUSTMENT
1138 18 PAY 19 ADJ LIMIT 1139 18 PAY 19 ADJ LEVY	1152 FY 2019 HOLD HARM ALLOC	1168 FY 2019 INTEG LEVY AUTH (FROM INTEGRATION REVENUE REPORT, LINE 20)
1140 FY 2019 TBRA ALLOC LEVY ADJUSTMENT	FY 2021 ALT TEACHER COMP LEVY ADJUST	1169 17 PAY 18 LIMIT 1170 17 PAY 18 LEVY 1171 TOTAL ADJUSTMENT
FY 2019 REFERENDUM HOLD HARMLESS ADJUSTMENT TO VOTER-APPROVED LEVIES	1153 FY 2021 ALT COMP LEVY AUTH (FROM FY 2021 GENERAL EDUC REVENUE REPORT, LINE 317)	1172 18 PAY 19 ADJ LIMIT 1173 18 PAY 19 ADJ LEVY 1174 FY 2019 INTEGRATION ADJUSTMENT LIMIT
1141 FY 2019 ALLOC OF HOLD HARM TO VTR-APPR REF LEVIES (FROM FY 2019 GENERAL EDUC REVENUE REPORT, LINES 300 TO 303)	1154 19 PAY 20 LIMIT 1155 19 PAY 20 LEVY 1156 FY 2021 ALT TEACH COMP LEVY ADJUSTMENT	FY 2019 REEMPLOYMENT ADJUSTMENT
1142 PAY 18 HOLD HARM ALLOC TO VOTER-APPR REF LEVY (FROM PAY 18 LEVY RPT, LINES 305 TO 308)	FY 2019 ALT TEACHER COMP LEVY ADJUST	1175 FY 2019 EXPEND ACTUAL 9,332.92 1176 REEMPLOY LEVY AUTH = 100% OF (1175) = 9,332.92
1143 FY 2019 HOLD HARM TOTAL VTR-APPR ADJUSTMENT = (1142)-(1141) =	1157 FY 2019 ALT COMP LEVY AUTH (FROM FY 2019 GENERAL EDUC REVENUE REPORT, LINE 340)	1177 18 PAY 19 LIMIT 1,500.00 1178 18 PAY 19 LEVY 1,500.00
1144 18 PAY 19 ADJ LIMIT 1145 18 PAY 19 ADJ LEVY	1158 17 PAY 18 LIMIT 1159 17 PAY 18 LEVY	1179 FY 2019 REEMPLOY ADJUST = ((1186)-(1187)) = 7,832.92
1146 FY 2019 HOLD HARM ALLOC VTR-APPR ADJUSTMENT	1160 TOTAL ADJUST TO PAY 18 ALT COMP LEVY AUTH	FY 2019 SAFE SCHOOLS ADJUST
	1161 18 PAY 19 ADJ LIMIT 1162 18 PAY 19 ADJ LEVY	1180 SAFE SCH Lvy REQUEST? YES 56 2018-19 ADJ PU (ACT) 1,258.34 1181 FY 2019 SAFE SCHOOLS AUTH \$36 X (56) = 45,300.24
	1163 FY 2019 ALT TEACH COMP LEVY ADJUSTMENT	1182 17 PAY 18 LIMIT 44,193.60 1183 17 PAY 18 LEVY 44,193.60
		1184 FY 2019 SAFE SCH ADJUST = ((1191)-(1192)) = 1,106.64

FY 2019 SAFE SCHOOLS INTERMEDIATE ADJUST		OPEB LEVY ADJUST (CONT)		LTFM EQUALIZED LEVY ADJUST (CONT)	
1185	SAFE SCH INTERMEDIATE LEVY ALLOW	1200	PRORATED ANNUAL OPEB LEVY AUTH	1215	TOTAL ADJUSTMENT = (1212)-(1213) =
56	2018-19 ADJ PU (ACT)	1201	19 PAY 20 LIMIT	1216	19 PAY 20 ADJ LIMIT
1186	FY 2019 SAFE SCHOOLS INTERMEDIATE AUTHORITY = (1185) X (56) =	1202	19 PAY 20 LEVY	1217	19 PAY 20 ADJ LEVY
1187	17 PAY 18 LIMIT	1203	FY 2019 ANNUAL OPEB ADJUSTMENT = (1210)-(1211) =	1218	FY 2020 LTFM EQUALIZED LEVY ADJUST = (1215)-(1217) =
1188	17 PAY 18 LEVY				
1189	FY 2019 SAFE SCHOOLS INTERMEDIATE ADJUST	CAPITAL RELATED ADJUSTMENTS		FY 2020 LTFM UNEQUALIZED LEVY ADJUST	
		FY 2021 LTFM EQUALIZED LEVY ADJUST		1219	FY 2020 EST LTFM UNEQUALIZED LEVY AUTH (FROM FY 2020 WEBSITE REPORT, LINE 64)
	CAREER TECHNICAL ADJUSTMENT	1204	FY 2021 EST LTFM EQUALIZED LEVY AUTHORITY (FROM FY 2021 WEBSITE REPORT, LINE 63)	1220	18 PAY 19 LIMIT
1190	FY 2019 CAREER TECH LEVY AUTHORITY (FY 2019 CTE AID REPORT LINE 21)	1205	19 PAY 20 LIMIT	1221	18 PAY 19 LEVY
1191	18 PAY 19 LIMIT	1206	19 PAY 20 LEVY	1222	TOTAL ADJUSTMENT
1192	18 PAY 19 LEVY	1207	FY 2021 LTFM EQUALIZED LEVY ADJUST = (1204)-(1206) =	1223	19 PAY 20 ADJ LIMIT
1193	FY 2019 CAREER TECH ADJUSTMENT = ((1200)-(1202)) =			1224	19 PAY 20 ADJ LEVY
		FY 2021 LTFM UNEQUALIZED LEVY ADJUST		1225	FY 2020 LTFM UNEQUALIZED LEVY ADJUST
	FY 2019 HEALTH BENEFITS LEVY ADJUST	1208	FY 2021 EST LTFM UNEQUALIZED LEVY AUTHORITY (FROM FY 2021 WEBSITE REPORT, LINE 64)	FY 2019 LTFM EQUALIZED LEVY ADJUST	
1194	FY 2019 ACTUAL COST (LIMITED TO \$600,000)	1209	19 PAY 20 LIMIT	1226	FY 2019 EST LTFM EQUALIZED LEVY AUTHORITY (FROM FY 2019 WEBSITE REPORT, LINE 63)
1195	18 PAY 19 LIMIT	1210	19 PAY 20 LEVY	1227	17 PAY 18 LIMIT
1196	18 PAY 19 LEVY	1211	FY 2021 LTFM UNEQUALIZED LEVY ADJUST	1228	17 PAY 18 LEVY
1197	FY 2019 HEALTH BENEFITS ADJUST			1229	TOTAL ADJUSTMENT = (1226)-(1227) =
		FY 2020 LTFM EQUALIZED LEVY ADJUST		1230	18 PAY 19 ADJ LIMIT
	FY 2019 ANNUAL OPEB LEVY ADJUST	1212	FY 2020 EST LTFM EQUALIZED LEVY AUTHORITY (FROM FY 2020 WEBSITE REPORT, LINE 63)	1231	18 PAY 19 ADJ LEVY
1198	FY 2019 ACTUAL COST (FIN 797 + OBJ 291)	1213	18 PAY 19 LIMIT	1232	19 PAY 20 ADJ LIMIT
1199	PRORATION FACTOR TO REFLECT STATEWIDE CAP	1214	18 PAY 19 LEVY	1233	19 PAY 20 ADJ LEVY
				1234	FY 2019 EQUAL LIMIT ADJUST = (1230)+(1232) =
				1235	FY 2019 EQUAL LEVY ADJUST = (1231)+(1233) =

LTFM EQUALIZED LEVY ADJUST (CONT)	NET LEASE COSTS (CONT)	NET LEASE COSTS (CONT)
1236 FY 2019 LTFM EQUALIZED LEVY ADJUST = (1229)-(1235) = 2,751.56-	1258 PAY 18 OPER INTERMED 1259 PAY 18 CAP INTERMED 1260 PAY 18 OPER JOINT 1261 PAY 18 OPER NON-J ADM 1262 PAY 18 OPER NON-J OTH 28,797.73 1263 PAY 18 CAPITAL JOINT 1264 PAY 18 CAP NON-J ADM 1265 PAY 18 CAP NON-J OTH 13,202.88	1290 PAY 18 OPER NON-J LEASE COST LIMITED BY FY 2018 UFARS = LSR [(1261) + (1262)] OR (1289)= 28,797.73
FY 2019 LTFM UNEQUALIZED LEVY ADJUST	1266 FY 2018 COSTS (PAY 18) SUM (1258) TO (1265)= 42,000.61	1291 FY 2018 ADJUSTED COSTS (PAY 18) = (1266) - (1261)-(1262)+(1290)= 42,000.61
1237 FY 2019 EST LTFM UNEQUALIZED LEVY AUTH (FROM FY 2019 WEBSITE REPORT, LINE 64)	FY 2019 NET LEASE COSTS	1292 TOTAL FY 2019 OPER NON-J NET LEASE COSTS FOR (PAY 18) = (1271) + (1272) =
1238 17 PAY 18 LIMIT 1239 17 PAY 18 LEVY 1240 TOTAL ADJUSTMENT	1267 PAY 18 OPER INTERMED 1268 PAY 18 CAP INTERMED 1269 PAY 18 TIES CAPITAL 1270 PAY 18 OPER JOINT 1271 PAY 18 OPER NON-J ADM 1272 PAY 18 OPER NON-J OTH 1273 PAY 18 CAPITAL JOINT 1274 PAY 18 CAP NON-J ADM 1275 PAY 18 CAP NON-J OTH	1293 ACTUAL FY 2019 UFARS LEASE COSTS (FUND 1, OBJECT 370) 105,411.45
1241 18 PAY 19 ADJ LIMIT 1242 18 PAY 19 ADJ LEVY	1276 FY 2019 COSTS (PAY 18) SUM (1267) TO (1275)=	1294 PAY 18 OPER NON-J LEASE COST LIMITED BY FY 2019 UFARS =LSR(1292)OR(1293)=
1243 19 PAY 20 ADJ LIMIT 1244 19 PAY 20 ADJ LEVY	1277 PAY 19 OPER INTERMED 1278 PAY 19 CAP INTERMED 1279 PAY 19 OPER JOINT 1280 PAY 19 OPER NON-J ADM 1281 PAY 19 OPER NON-J OTH 40,224.57 1282 PAY 19 CAPITAL JOINT 1283 PAY 19 CAP NON-J ADM 1284 PAY 19 CAP NON-J OTH 91,814.00	1295 FY 2019 ADJUSTED COSTS (PAY 18) = (1276) - (1271)-(1272)+(1294)=
1245 FY 2019 UNEQUAL LIMIT ADJUST = (1241)+(1243) =	1285 FY 2019 COSTS (PAY 19) SUM (1277) TO (1284)= 132,038.57	1296 PAY 18 ADJUSTED NET LEASE COSTS = (1291) + (1295) = 42,000.61
1246 FY 2019 UNEQUAL LEVY ADJUST = (1242)+(1244) =	1286 TOTAL FY 2018 OPER NON-J NET LEASE COSTS = (1253)+(1261)+(1262) 28,797.73	1297 DIST'S SHARE OF PAY 18 LEASE COSTS FOR THE INTERMEDIATE DISTRICTS = (1258) + (1259) + (1267) + (1268) =
1247 FY 2019 LTFM UNEQUALIZED LEVY ADJUST	1287 ACTUAL FY 2018 UFARS LEASE COSTS (FUND 1, OBJECT 370) 102,328.51	56 2018-19 ADJ PU (ACT) 1,258.34 1298 INTERM PUPIL UNIT AUTH = \$65 X (56) = 81,792.10
PAY 18 LEASE LEVY ADJUSTMENTS	1288 PAY 17 OPER NON-J LEASE COST LIMITED BY FY 2018 UFARS LSR (1253) OR (1287)=	1299 INTERMEDIATE LEASE AUTHORITY = LSR OF (1297) OR (1298) =
FY 2018 AND FY 2019 LEASE COST WITH A PAY 18 LEVY (PAY 19 LEASE LEVY FOR FY 2019 & 2020 LEASE COSTS WILL BE ADJUSTED NEXT YEAR)	1289 REMAIN FY 2018 UFARS = GREATER OF ZERO OR [(1287) - (1288)] = 102,328.51	1300 INTERM DIST CARRYOVER TO REGULAR LEASE AUTH = (1297) - (1299) =
FY 2018 NET LEASE COSTS		
1248 PAY 17 OPER INTERMED 1249 PAY 17 CAP INTERMED 1250 PAY 17 TIES CAPITAL 1251 PAY 17 OPER JOINT 1252 PAY 17 OPER NON-J ADM 1253 PAY 17 OPER NON-J 1254 PAY 17 CAPITAL JOINT 1255 PAY 17 CAP NON-J ADM 1256 PAY 17 CAPITAL NON-J 1257 FY 2018 COSTS (PAY 17) SUM (1248) TO (1256)=		

NET LEASE COSTS (CONT)		OTHER GENERAL LIMITATION ADJUSTMENTS	OTHER GENERAL LIMITATION ADJUSTMENTS
1301	PAY 18 LEASE COST UNDER REGULAR AUTH = (1296) - (1299) = 42,000.61	760	GENERAL FUND LEVY ADJ FOR FAC & EQUIP BONDS
56	2018-19 ADJ PU (ACT) 1,258.34	1313	ECON DEV ABATE ADJUST (MEMO)
1302	PAY 18 PUPIL UNIT MAX AUTH = \$212 X (56) = 266,768.08	1314	DEBT SURPLUS TRANSFER (MEMO)
1303	PAY 18 COMMISSIONER APPROVED LIMIT	1315	SCH TAX ADJUSTMENT (FROM STR ADJUST REPORT, LINE 9)
1304	REGULAR MAX AUTHORITY = GTR OF (1302) OR (1303) = 266,768.08	1316	OTHER ADJUST, GEN RMV VOTER APPROVED JOBZ EXEMPT (MEMO)
1305	TOTAL PAY 18 REGULAR LEASE LEVY AUTHORITY = LSR OF (1301) OR (1304) = 42,000.61	1317	TOTAL OTHER ADJUST GEN RMV VOTER APPR JOBZ EXEMPT = (1315)+(1316)=
1306	TOTAL PAY 18 REGULAR & INTERM LEASE LEVY AUTH = (1299) + (1305) = 42,000.61	1318	MAINT PU VAR (MEMO)
1307	17 PAY 18 LIMIT 41,943.07	1319	SCH TAX ADJUSTMENT (FROM STR ADJUST REPORT, LINE 14) 44.30-
1308	17 PAY 18 LEVY 41,943.07	1320	OTHER ADJUST, GEN RMV OTHER JOBZ EXEMPT (MEMO)
1309	PAY 18 LEASE LEVY LIMITATION ADJUSTMENT = (1316) - (1317) = 57.54	1321	TOTAL OTHER ADJUST GEN RMV OTHER JOBZ EXEMPT = (1318)+(1319)+(1320) 44.30-
CAPITAL RELATED ADJUSTMENTS SUMMARY		1322	SCH TAX ADJUSTMENT (FROM STR ADJUST REPORT, LINE 23)
1004	FY 2021 OPER CAP ADJ 603.83	1323	OTHER ADJUST, GEN NTC VOTER APPROVED JOBZ EXEMPT (MEMO)
1072	FY 2019 OPER CAP ADJ 643.27	1324	TOTAL OTHER ADJUST GEN NTC VOTER APPR JOBZ EXEMPT = (1322)+(1323)=
1207	FY 2021 LTFM EQ ADJ 4,154.62-	1325	TIF ADJUST (MEMO)
1211	FY 2021 LTFM UNEQ ADJ	1326	SCH TAX ADJUSTMENT (FROM STR ADJUST REPORT, LINE 28)
1218	FY 2020 LTFM EQ ADJ 1,066.36-		
1225	FY 2020 LTFM UNEQ ADJ		
1236	FY 2019 LTFM EQ ADJ 2,751.56-		
1247	FY 2019 LTFM UNEQ ADJ		
1309	PAY 18 LEASE LEVY ADJ 57.54		
1310	LEASE LEVY ADJ (MEMO)		
1311	OTHER CEX ADJ (MEMO)		
1312	TOTAL CAPITAL RELATED LEVY LIMIT ADJUSTMENT = (1004)+(1072)+(1207) + (1211)+(1218)+(1225) + (1236)+(1247)+(1309) + (1310)+(1311) = 6,667.90-		
		1327	FY 2018 CAREER TECH ADJUST (SEE WEBSITE)
		1328	OTHER ADJUST, GEN NTC OTHER JOBZ EXEMPT (MEMO)
		1329	TOTAL OTHER ADJUST, GEN NTC OTHER JOBZ EXEMPT = (1325)+(1326) + (1327)+(1328) =
		GENERAL FUND ADJUSTMENT SUMMARY	
		1330	GENERAL RMV VOTER APPROVED JOBZ EXEMPT = (1032)+(1040)+ (1048)+(1054)+(1063) + (1100)+(1114)+(1121) + (1128)+(1134)+(1317) 8,223.94-
		1331	GENERAL RMV OTHER JOBZ EXEMPT = (1012)+ (1016)+(1020)+(1024) + (1056)+(1065)+(1079) + (1086)+(1093)+(1107) + (1140)+(1152)+(1321) 11,803.86-
		1332	GENERAL NTC VOTER APPROVED JOBZ EXEMPT = (1324) =
		1333	GENERAL NTC OTHER JOBZ EXEMPT = (760)+(1156)+(1163) + (1167)+(1174)+(1179) + (1184)+(1189)+(1193) + (1197)+(1203)+(1312) + (1313)+(1314)+(1329) 9,083.35
		1334	TOTAL GENERAL LEVY LIMITATION ADJUSTMENT = (1330)+(1331) + (1332)+(1333) = 10,944.45-

COMMUNITY SERV FUND ADJUSTMENTS	GENERAL DEBT SERVICE ADJUSTMENTS	FY 2019 LTFM DEBT LEVY ADJUST
FY 2021 EARLY CHILD FAMILY ADJUST		
1401 FY 2021 REVISED ECFE LEVY AUTH (FROM FY 2021 ECFE AID REPORT, LINE 1.7) 48,114.83	1701 REDUCTION DEBT SERVICE EXCESS, VOTER APPROVED = (762) X -1 = 93,273.52-	1718 FY 2019 EST LTFM DEBT LEVY AUTHORITY (FROM WEBSITE FY 19 RPT, LINE 59)
1402 19 PAY 20 LIMIT 48,036.48	1702 OTHER ADJUST (MEMO) VOTER APPROVED	1719 17 PAY 18 LIMIT
1403 19 PAY 20 LEVY 48,036.48	1703 TOTAL DEBT SERV ADJUST VOTER APPROVED = (1701)+(1702) = 93,273.52-	1720 17 PAY 18 LEVY
1404 FY 2021 EARLY CHILD FAMILY ADJUST = ((1401)-(1402)) = 78.35	1704 REDUCTION DEBT SERVICE EXCESS, NON-VOTER APPROV = (763) X -1 =	1721 TOTAL ADJUSTMENT ADJ =(1718)-(1719)=
1405 FY 2019 HOME VISITING FINAL ADJUSTMENT (FROM FY 2019 HOME VISITING AID REPORT, LINE 8) 985.78	1705 OTHER ADJUST (MEMO) NON-VOTER APPROVED	1722 18 PAY 19 ADJ LIMIT
1406 17 PAY 18 LIMIT 990.15	1706 TOTAL DEBT SERV ADJUST NON-VOTER APPROVED = (1704)+(1705) + (1710)+(1717)+(1728)=	1723 18 PAY 19 ADJ LEVY
1407 17 PAY 18 LEVY 990.15		1724 19 PAY 20 ADJ LIMIT
1408 FY 2019 HOME VISIT ADJUSTMENT = ((1405)-(1407)) = 4.37-		1725 19 PAY 20 ADJ LEVY
		1726 FY 2019 DEBT LIMIT ADJUST = (1722)+(1724) =
FY 2019 SCHOOL-AGE CARE	FY 2021 LTFM DEBT LEVY ADJUST	1727 FY 2019 DEBT LEVY ADJUST = (1723)+(1725) =
1409 FY 2019 AUTHORITY (FROM UFARS EXPENDITURES)	1707 FY 2021 EST LTFM DEBT LEVY AUTHORITY (FROM WEBSITE FY 21 RPT, LINE 59)	1728 FY 2019 LTFM DEBT LEVY ADJ =(1721)-(1726)=
1410 17 PAY 18 LIMIT		OTHER POSTEMPLOYMENT BENEFITS (OPEB) & PENSION DEBT SERVICE ADJUSTMENTS
1411 17 PAY 18 LEVY		1901 REDUCTION DEBT EXCESS, VOTER APPROV = GTR OF [(921)OR(924)] X -1 =
1412 FY 2019 SCH-AGE CARE ADJUSTMENT	1708 19 PAY 20 LIMIT	1902 OTHER OPEB DS ADJUST (MEMO) VOTER APPROVED
	1709 19 PAY 20 LEVY	1903 TOTAL OPEB DEBT SERV ADJ VOTER APPROVED = (1901)+(1902) =
1413 ADULTS W/DISABILITIES ADJUST	1710 FY 2021 LTFM DEBT LEVY ADJ =(1707)-(1708)=	1904 REDUCTION DEBT EXCESS, NON-VOTER = GTR OF [(922)OR(925)] X -1 =
1414 SCH TAX ADJUSTMENT (FROM STR ADJUST REPORT, LINE 33)	FY 2020 LTFM DEBT LEVY ADJUST	1905 OTHER OPEB DS ADJUST (MEMO)NON-VOTER APPR
1415 OTHER ADJUST (MEMO)	1711 FY 2020 EST LTFM DEBT LEVY AUTHORITY (FROM WEBSITE FY 20 RPT, LINE 59)	1906 TOTAL ADJUSTMENT NON-VOTER APPROVED = (1904)+(1905) =
1416 TOTAL OTHER ADJUST =(1414)+(1415)=	1712 18 PAY 19 LIMIT	
1417 TOTAL COMMUNITY SERVICE LIMITATION ADJUSTMENT = (1404)+(1405)+(1412) + (1413)+(1416) = 73.98	1713 18 PAY 19 LEVY	
	1714 TOTAL ADJUSTMENT ADJ =(1711)-(1712)=	
	1715 19 PAY 20 ADJ LIMIT	
	1716 19 PAY 20 ADJ LEVY	
	1717 FY 2020 LTFM DEBT LEVY ADJ =(1714)-(1715)=	

ABATEMENT ADJUSTMENTS		INITIAL ABATE LEVY ADJUST BY FUND (ZERO IF NO LEVY AUTHORITY IN FUND)	CARRY-OVER ABATEMENT LEVY AUTHORITY
INITIAL ABATEMENT LEVY ADJUSTMENT			PAY 20 REGULAR ABATEMENT LIMIT
2001 SCHOOL TAXES ABATED IN 2019	2,003.96-	2025 GENERAL=(2004)-(2024)- (2026)-(2027)-(2028)= 440.72	2044 GENERAL 29.07
2002 SCHOOL TAXES ADDED IN 2019		2026 COM SER [(2004)X (2012)]-(2022) = 45.86	2045 COMMUNITY SERVICE 4.22
2003 NET CHANGE IN SCHOOL TAXES		2027 GDS DBT [(2004)X (2013)]-(2023) = 1,012.51	2046 GENERAL DEBT SERVICE 55.87
= (2001)+(2002) =	2,003.96-	2028 OPEB DBT [(2004)X (2014)] =	2047 OPEB DEBT SERVICE
2004 ABATEMENT RECOVERY REVENUE [GTR OF ZERO OR -1 X (2003)]	2,003.96	2005 TOTAL = (2004)-(2024) 1,499.09	PAY 20 REGULAR ABATEMENT LEVY
2024 FY 2021 ABATEMENT AID	504.87		2048 GENERAL 29.07
2005 INITIAL ABATEMENT LEVY ADJUSTMENT		ABATEMENT INTEREST ADJUSTMENT	2049 COMMUNITY SERVICE 4.22
= (2004)-(2024) =	1,499.09	2029 ABATEMENT INTEREST DEDUCTED FROM TAX SETTLEMENTS IN 2019 192.90	2050 GENERAL DEBT SERVICE 55.87
PAY 18 CERTIFIED LEVY PLUS AUDITOR ADJUSTMENT BY FUND		ABATEMENT INTEREST ADJUST BY FUND (ZERO IF NO LEVY AUTHORITY IN FUND)	2051 OPEB DEBT SERVICE
2006 GENERAL 1,374,953.34		2030 GENERAL = (2029) - (2031) - (2032) - (2033) = 87.47	CARRY-OVER ABATEMENT LEVY LIMIT (ZERO IF NO LEVY AUTHORITY IN FUND)
2007 COMMUNITY SERVICE 125,309.03		2031 COM SER (2029)X(2012) 7.97	2052 GENERAL=(2044)-(2048) OR MEMO
2008 GENERAL DEBT SERVICE 1,532,126.53		2032 GEN DBT (2029)X(2013) 97.46	2053 COM SER=(2045)-(2049) OR MEMO
2009 OPEB DEBT SERVICE		2033 OPEB DBT (2029)X(2014)	2054 GEN DBT=(2046)-(2050) OR MEMO
2010 TOTAL 3,032,388.90		2029 TOTAL 192.90	2055 OPEB DBT=(2047)-(2051) OR MEMO
CERTIFIED LEVY RATIO BY FUND		FY 2019 ABATEMENT AID ADJUSTMENT (ZERO IF NO LEVY AUTHORITY IN FUND)	2056 TOTAL
2011 GENERAL (2006)/(2010) .45342249		2034 GENERAL	ADVANCE ABATEMENT LEVY ADJUSTMENT
2012 COM SER (2007)/(2010) .04132354		2035 COMMUNITY SERVICE	2057 SCHOOL TAXES ABATED
2013 GEN DBT (2008)/(2010) .50525397		2036 GEN DEBT	IN 1ST 6 MO OF 2020
2014 OPEB DBT (2009)/(2010)		2037 OPEB DEBT	2058 SCHOOL TAXES ADDED
2015 TOTAL 1.00000000		2038 TOTAL	IN 1ST 6 MO OF 2020
ABATEMENT AID BY FUND (FROM PART III OF FY 2021 ABATEMENT AID REPORT)		TOTAL REGULAR ABATEMENT LEVY ADJUST	2059 NET CHANGE IN SCHOOL TAXES (2057)+(2058)
2016 GENERAL 467.92		2039 GENERAL =	2060 TOTAL ADVANCE ABATE LEVY AUTHORITY [GTR OF ZERO OR -1 X (2059)]
2017 COMMUNITY SERVICE 36.95		(2025)+(2030)+(2034)= 528.19	
2018 GENERAL DEBT SERVICE		2040 COMMUNITY SERVICE =	ADVANCE ABATEMENT AUTHORITY BY FUND
2019 TOTAL 504.87		(2026)+(2031)+(2035)= 53.83	2061 GENERAL = (2060) - (2062) - (2063) - (2064)
2020 EST FY 2021 ABATEMENT AID PRORATION FACTOR 1.00000000		2041 GEN DEBT SERVICE =	2062 COM SER (2060)X(2012)
PRORATED ABATEMENT AID BY FUND		(2027)+(2032)+(2036)= 1,109.97	2063 GEN DBT (2060)X(2013)
2021 GENERAL (2020)X(2016) 467.92		2042 OPEB DEBT SERVICE =	2064 OPEB DBT (2060)X(2014)
2022 COM SER (2020)X(2017) 36.95		(2028)+(2033)+(2037)=	2060 TOTAL
2023 GEN DBT (2020)X(2018)		2043 TOTAL 1,691.99	
2024 TOTAL 504.87			

PREVIOUS ADVANCE ABATE LEVY (PAY 19 PREVIOUS ADVANCE PLUS PAY 19 ADVANCE LEVY)	GEN DEBT SERV INITIAL LEVY SUMMARY	POSITIVE OFFSETTING ADJUSTMENTS IN GENERAL AND COM SERV FUNDS
2065 GENERAL 203.79	3007 GEN DEBT SERVICE VOTER APPROVED JOBZ NONEXEMPT = (815)+(1703)+(2041) + (2054)+(2072) = 1,833,968.40	3016 GEN RMV VOTER JOBZ EXEMPT POSITIVE OFFSET GTR 0 OR [0-(3001)]
2066 COMMUNITY SERVICE 14.95		
2067 GENERAL DEBT SERVICE 198.05		
2068 OPEB DEBT SERVICE	3008 GEN DEBT SERVICE OTHER JOBZ NONEXEMPT = (816)+(1706)+(2041) + (2054)+(2072) =	3017 GEN RMV OTHER JOBZ EXEMPT POSITIVE OFFSET GTR 0 OR [0-(3002)]
2069 TOTAL 416.79		
ADVANCE ABATEMENT ADJUSTMENT BY FUND (ZERO IF NO LEVY AUTHORITY IN FUND)		
2070 GENERAL=(2060)-(2069)- (2071)-(2072)-(2073)= 203.79-	3009 TOTAL DEBT SERVICE FUND INITIAL LEVY LIMITATION = (3007)+(3008) = 1,833,968.40	3018 GEN NTC VOTER JOB EXEMPT POSITIVE OFFSET GTR 0 OR [0-(3003)]
2071 COM SER (2062)-(2066) 14.95-		
2072 GEN DBT (2063)-(2067) 198.05-		
2073 OPEB DBT (2064)-(2068)		
2074 TOTAL 416.79-	OPEB/PENSION DEBT SERVICE INITIAL LEVY SUMMARY	3019 GEN NTC OTHER JOBZ EXEMPT POSITIVE OFFSET GTR 0 OR [0-(3004)]
TOTAL INITIAL LEVY LIMITATION SUMMARY BEFORE OFFSETTING ADJUST	3010 OPEB/PENSION DEBT SERVICE VOTER APPROVED JOBZ NONEXEMPT = (903)+(1901)+(2042) + (2055)+(2073) =	3020 COM SERV POSITIVE OFFSET GTR 0 OR [0-(3006)]
GENERAL FUND INITIAL LEVY SUMMARY		
3001 GENERAL RMV VOTER APPROVED JOBZ EXEMPT = (566)+(1330) = 310,800.33	3011 OPEB/PENSION DEBT SERVICE OTHER JOBZ NONEXEMPT = (908)+(1904)+(2042) + (2055)+(2073) =	COLLECT NEGATIVE ADJUSTMENTS IN GENERAL AND COMM ED FUNDS
3002 GENERAL RMV OTHER JOBZ EXEMPT = (567)+(1331) = 545,523.69	3012 TOTAL OPEB/PENSION DEBT SERVICE FUND INITIAL LEVY LIMITATION = (3010)+(3011) =	3021 GEN RMV VOTER JOBZ EXEMPT NEGATIVE OFFSET
3003 GENERAL NTC VOTER APPROVED JOBZ EXEMPT = (568)+(1332) =	OFFSETTING ADJUSTMENTS (COUNTY AUDITORS CANNOT SPREAD LEVIES BASED ON A NEGATIVE TAX RATE. TOTAL LEVY LIMITATIONS BY TRUTH IN TAXATION LEVY/FUND CATEGORY SHOWN ON PAGE 31 MUST BE ZERO OR GREATER).	3022 GEN RMV OTHER JOBZ EXEMPT NEGATIVE OFFSET
3004 GENERAL NTC OTHER JOBZ EXEMPT + (570)+(1333)+(2039) + (2052)+(2070) = 875,528.24	OFFSET CARRIED FORWARD	3023 GEN NTC VOTER JOB EXEMPT NEGATIVE OFFSET
3005 TOTAL GENERAL FUND INITIAL LEVY LIMITATION = (569)+(3001)+(3002) + (3003)+(3004) = 1,731,852.26	3013 GENERAL 3014 GENERAL DEBT SERVICE 3015 OPEB/PENSION DEBT SERVICE	3024 GEN NTC OTHER JOBZ EXEMPT NEGATIVE OFFSET
COMMUNITY SERV INITIAL LEVY SUMMARY		3025 COM SERV NEGATIVE OFFSET
3006 TOTAL COMMUNITY SERVICE FUND INITIAL LEVY LIMITATION = (634)+(1417)+(2040) + (2053)+(2071) = 117,022.23		NET OFFSETTING ADJUSTMENTS IN GEN AND COM SERV
		3026 GEN RMV VOTER JOBZ EXEMPT NET OFFSET ADJ = (3016)+(3021) =

NET OFFSETTING ADJUS (CONT)		POSITIVE OFFSETTING ADJUSTMENTS IN OPEB/PENSION DEBT SERV FND (CONT)	NET NEGATIVE ADJUSTMENT (CONT)
3027	GEN RMV OTHER JOBZ EXEMPT NET OFFSET ADJ = (3017)+(3022) =	3036 GDS OTH JOBZ NONEXEMPT NET OFFSET ADJ = (3032)+(3034) =	3044 GENERAL DEBT SERVICE ADJUST BALANCE FORWARD =(3014)-(3035) -(3036)=
3028	GEN NTC VOTER JOB EXEMPT NET OFFSET ADJ = (3018)+(3023) =	3037 OPEB/PENSION DEBT SERVICE VOTER JOBZ NONEXEMPT POSITIVE OFFSET GTR OF 0 OR [-(3010)]	3045 OPEB/PENSION DEBT SERVICE ADJUST BALANCE FORWARD =(3041)-(3042)=
3029	GEN NTC OTHER JOBZ EXEMPT NET OFFSET ADJ = (3019)+(3024) =		3046 TOTAL ADJUST BALANCE FORWARD =(3043) +(3044)+(3045)=
3030	COM SERV NET OFFSET ADJ = (3020)+(3025) =	3038 OPEB/PENSION DEBT SERVICE OTHER JOBZ NONEXEMPT POSITIVE OFFSET GTR OF 0 OR [-(3011)]	LEVY AFTER OFFSETS STARTING POINT FOR MAX EFFORT ADJUSTMENTS
	POSITIVE OFFSETTING ADJUSTMENTS IN GENERAL DEBT SERV FUND	COLLECT NEGATIVE ADJUSTMENTS IN OPEB/PENSION DEBT SERV FUND	3500 GEN DEBT VOTER APPR 1,833,968.40 3501 GEN DEBT OTHER 3502 OPEB DEBT VOTER APPR 3503 OPEB DEBT OTHER 3504 GENERAL NTC VOTER 3505 GENERAL NTC OTHER 875,528.24 3506 COMMUNITY SERVICE 117,022.23
3031	GDS VOTER JOBZ NONEXEMPT POSITIVE OFFSET GTR OF 0 OR [-(3007)]	3039 OPEB/PENSION DEBT SERVICE VOTER JOBZ NONEXEMPT NEGATIVE OFFSET	MAXIMUM EFFORT LOAN AID
3032	GDS OTHER JOBZ NONEXEMPT POSITIVE OFFSET GTR OF 0 OR [-(3008)]	3040 OPEB/PENSION DEBT SERVICE OTHER JOBZ NONEXEMPT NEGATIVE OFFSET	3507 ACT MAX EFF LOAN AID FOR FY 2018 (FUND 7) 3508 ACT MAX EFF LOAN AID FOR FY 19 (ALL FUNDS) 3509 ACT MAX EFF LOAN AID FOR FY 20 (ALL FUNDS) 3510 ACT MAX EFF LOAN AID FOR FY 21 (ALL FUNDS) 3511 EST/ACT MAX EFF LOAN AID FY 22 (LAST YEAR) 3512 PAY 18 ACT MAX EFF LOAN AID LEVY LIMIT ADJUST (ALL FUNDS) = 3513 PAY 19 ACT MAX EFF LOAN AID LEVY LIMIT ADJUST (ALL FUNDS) = 3514 PAY 20 ACT MAX EFF LOAN AID LEVY LIMIT ADJUST (ALL FUNDS) = 3515 REQUESTED DEBT DEFEASANCE AMOUNT BY END OF FY 2022 3516 BAL AVAIL END FY 2022 =(3507)+(3508)+(3509) +(3510)+(3511)-(3512) -(3513)-(3514)-(3515)
	COLLECT NEGATIVE ADJUSTMENTS IN GENERAL DEBT SERV FUND	NET OFFSETTING ADJUSTMENTS IN OPEB/PENSION DEBT SERV FUND	
3033	GDS VOTER JOBZ NONEXEMPT NEGATIVE OFFSET	3041 OPEB/PENSION DEBT SERVICE VOTER JOBZ NONEXEMPT NET OFFSET ADJ = (3037)+(3039) =	
3034	GDS OTH JOBZ NONEXEMPT NEGATIVE OFFSET	3042 OPEB/PENSION DEBT SERVICE OTHER JOBZ NONEXEMPT NET OFFSET ADJ = (3038)+(3040) =	
	NET OFFSETTING ADJUSTMENTS IN GENERAL DEBT SERV FUND	NET NEGATIVE ADJUSTMENT BALANCE TO BE CARRIED FORWARD	
3035	GDS VOTER JOBZ NONEXEMPT NET OFFSET ADJ = (3031)+(3033) =	3043 GENERAL ADJUST BALANCE FORWARD = (3013)-(3026) -(3027)-(3028)-(3029) -(3030) =	

MAXIMUM EFFORT LOAN AID (CONT)	FY 2022 TAC ADD REF REV	TACONITE RECEIPTS (CONT)
3517 PLANNED LEVY REDUCTION ALL FUNDS FOR PAY 21 NOT GTR THAN BAL AVAI	4008 FY 13 REF REV ALLOW 4009 TAC REF ADD ALLOWANCE = (4008) + \$415 =	4026 TOTAL PAY 19 TAC LEVY LIMIT ADJUST ON LEVY LIMIT & CERTIFICATION
LEVY LIMITS ARE REDUCED IN THE FOLLOWING ORDER	4010 ADD FRONT END FORMULA = (4002) X (4009) =	4027 FY 2020 ELIG DIST TAC REPL AMT PLUS PAY 19 TAC LEVY ADJUSTMENT =(4024)+(4026)-(4019)
3518 GEN DEBT VOTER =	4011 TAC ADD BASE = GTR 0 OR [(4010)-(4005)] =	4028 TAC POT ALLOCATED FROM OTHER TAC SCH DIST FOR PAY 19 LEVY REPLACEMENT [NOT INCL IN (4024)]
3519 GEN DEBT OTHER =	4012 TAC ADD REF REVENUE = (4011) X 22.5% =	4029 TAC PROP TAX RELIEF ACCOUNT TRANSFER FOR PAY 19 LEVY REPLACEMENT [NOT INCL IN (4024)]
3520 OPEB DEBT VOTER =		4030 FY 2020 ADDITIONAL TAC POT 11 CENTS/TON [NOT INCL IN (4024)]
3521 OPEB DEBT OTHER =		4031 FY 2020 TAC BLDG MAINT & REPAIR 4 CENTS/TON [NOT INCL IN (4024)]
3522 GENERAL NTC VOTER =		LEVY LIMIT SUBJECT TO TACONITE ADJUSTMENT
3523 GENERAL NTC OTHER =		4032 COMMUNITY SERVICE
3524 COMMUNITY SERVICE =		4033 OTHER GENERAL NTC
		4034 REDUCED OTHER NTC FOR LIMITED LTFM LEVY
3525 MAX EFF LEVY LIMIT ADJ = SUM (3518) TO (3524)=	FY 2022 TAC TOTAL REF REV (JULY 2021 PAYMENT)	4035 OTHER GENERAL RMV
	4013 TAC TOTAL REF REV = (4007) + (4012) =	4036 OP REFERENDUM (VOTER)
3526 MAX EFFORT LOAN EST AID THRU FY 2022 RETAINED FOR FUTURE USE =(3516) - (3525) =	4014 MAXIMUM EC RESERVE = (59) X \$25 =	4037 = 50% OF (4036) =
	4015 RSVD EARLY CHILDHOOD = LSR(4013)OR(4014)=	4038 CAP PROJ LIMIT(VOTER)
TACONITE REFERENDUM DATA INFORMATION ONLY	FY 2020 TACONITE RECEIPTS (FEB 2020 & AUG 2020 PYMT) USED TO CALCULATE PAY 21 LEVY LIMITATION REDUCTION	4039 = 50% OF (4038) =
4001 1983-84 RESIDENT PU	4016 TAC POT 13.72 CENTS PER TON (INITIAL AMT)	4040 NET OPEB DEBT SERV LEVY NON-VOTER APPR BONDS
4002 2011-12 RESIDENT PU	4017 CITY/TWP REPLACEMENT NOT USED THIS YEAR	4041 NET OPEB DEBT SERV LEVY FOR VOTER APPR BONDS
46 2019-20 RES PU (PRE) 1,418.95	4018 TAC POT ALLOCATED TO OTHER TAC SCHOOL DIST TO FUND LINE (4028)	4042 = 50% OF (4041) =
59 2021-22 ADJ PU (EST) 1,184.60	4019 TAC POT ALLOCATED TO CITIES AND TOWNSHIPS (SEE SPREADSHEET) AUG 2020 PYMTS MADE	4043 NET GEN DEBT SERV LEVY NON-VOTER APPR BONDS
4003 TACONITE REG REF PU =GTR (4001) OR (46)=	4020 TAC POT RECEIPTS BASE = (4016) - (4017) - (4018) - (4019) =	4044 NET GEN DEBT SERV LEVY FOR VOTER APPR BONDS
4004 2011 NET TAX CAPACITY	4021 MINING 3.43 CENTS/TON	4045 = 50% OF (4044) =
4005 TAC REF REV REDUCT FOR BOTH REG AND ADD REF = (4004) X 1.8% =	4022 TAC RAILR GRANDFATHER 4023 DEER RVR GRANDFATHER	
FY 2022 TAC REG REF REV (PAY 01 REF LEVY REQ)	4024 FY 2020 ELIGIBLE TAC RECEIPTS BASE AMOUNT =SUM(4020) TO (4023)=	
4006 REG FRONT END FORMULA = (4003) X \$175 =	4025 MAX TAC REDUCT = 95% OF [(4024) + (4019)]	
4007 TAC REG REF REV = GTR 0 OR [(4006)-(4005)]=		

LEVY TACONTE ADJUST (CONT)

FY 2022 LEVY, AID & REVENUE SUMMARY
BY FUND CONTINUES ON PAGE 30

4046 COM SERV = -1 X (LSR
OF (4025) OR (4032))=
4047 REMAINING REDUCTION
= (4025)+(4046) =

4048 GEN OTH NTC = -1 X (LSR
OF (4034) OR (4047))=
4049 REMAINING REDUCTION
= (4047)+(4048) =

4050 OPEB TACONITE ADJUST
NON-VOTER = -1 X (LSR
OF (4040) OR (4049))=
4051 REMAINING REDUCTION
= (4049)+(4050) =

4052 GDS TACONITE ADJUST
NON-VOTER = -1 X (LSR
OF (4043) OR (4051))=
4053 REMAINING REDUCTION
= (4049)+(4052) =

4054 GEN OTH RMV = -1 X (LSR
OF (4035) OR (4053))=
4055 REMAINING REDUCTION
= (4053)+(4054) =

4056 OPER REF = -1 X (LSR
OF (4037) OR (4055))=
4057 REMAINING REDUCTION
= (4055)+(4056) =

4058 CAP PROJ = -1 X (LSR
OF (4039) OR (4057))=
4059 REMAINING REDUCTION
= (4057)+(4058) =

4060 OPEB DEBT TAC ADJUST
VOTER APPR= -1 X (LSR
OF (4042) OR (4059))=
4061 REMAINING REDUCTION
= (4059)+(4060) =

4062 GDS TACONITE ADJUST
VOTER APPR= -1 X (LSR
OF (4045) OR (4061))=
4063 TOTAL TACONITE LEVY
LIMITATION ADJUST =
(4046)+(4048)+(4050)+
(4052)+(4054)+(4056)+
(4058)+(4060)+(4062)=

4064 CITY/TOWNSHIP DISTRIBUTION
= (4025)+(4063) =

FY 2022 LEVY, AID & REVENUE SUMMARY BY FUND (ESTIMATE AT TIME OF PROPOSED LEVY CERTIFICATION)		COMMUNITY SERVICE FUND	OPEB/PENSION DEBT SERVICE FUND (CONT
GENERAL FUND		5013 MAX EFFORT LOAN AID USED = -(3524) =	5025 TOTAL OPEB/PENSION DEBT SERVICE FUND LEVY LIMITATION = (5023)+(5024) =
5001 GEN RMV VOTER APPROVED JOBZ EXEMPT = (3001) +(3026)+(4056) =	310,800.33	5014 TACONITE RECEIPTS = -(4046) =	5026 MAX EFFORT LOAN AID USED = -(3520)-(3521) =
5002 GENERAL RMV OTHER JOBZ EXEMPT = (3002) +(3027)+(4054) =	545,523.69	5015 TOTAL COMM SERV FUND REVENUE = (5011) +(5012)+(5013)+(5014) 118,969.95	5027 TACONITE RECEIPTS = -(4050)-(4060) =
5003 GEN NTC VOTER APPROVED JOBZ EXEMPT = (3003)+ (3028)+(3522)+(4058)=		GENERAL DEBT SERVICE FUND	5028 TOTAL OPEB/PENSION DEBT SERVICE FUND REVENUE = (5025)+(5026)+(5027)
5004 GENERAL NTC OTHER PHASED OUT IN FY18		5016 GEN DEBT SERVICE VOTER APPROVED JOBZ NONEXEMPT = (3007)+ (3035)+(3518)+(4062) = 1,833,968.40	TOTAL, ALL FUNDS
5005 GENERAL NTC OTHER JOBZ EXEMPT = (3004)+ (3029)+(3523)+(4048) =	875,528.24	5017 GEN DEBT SERV OTHER JOBZ NONEXEMPT = (3008) (3036)+(3519)+(4052) =	5029 TOTAL LEVY LIMIT = (5006)+(5011) + (5018)+(5025) = 3,682,842.89
5006 TOTAL GENERAL FUND LEVY LIMITATION = (5001)+(5002)+(5003) + (5004)+(5005) =	1,731,852.26	5018 TOTAL DEBT SERVICE FUND LEVY LIMITATION = (5016)+(5017) = 1,833,968.40	5030 TOTAL AID = (5007)+(5012) + (5019) = 11,564,492.62
5007 TOTAL GENERAL FUND AID = (322)+(328)+(333) + (339)+(355)+(380) +(408)+(493)+(2021) =	11,562,544.90	5019 TOTAL DEBT SERVICE FUND AID = (488)+ (779)+(798)+(2023) =	5031 TOTAL MAX EFFORT AID USED = (5008)+(5013) + (5020)+(5026) =
5008 MAX EFFORT LOAN AID USED = -(3522)-(3523) =		5020 MAX EFFORT LOAN AID USED = (3515)-(3518)-(3519)	5032 TOTAL TACONITE RECEIPTS = (5009)+(5014) + (5021)+(5027) =
5009 TACONITE RECEIPTS = - (4048)-(4054) - (4056)-(4058) =		5021 TACONITE RECEIPTS = -(4052)-(4062) =	5033 TOTAL REVENUE = (5010)+(5015) + (5022)+(5028) = 15,247,335.51
5010 TOTAL GENERAL FUND REVENUE = (5006)+ (5007)+(5008)+(5009) =	13,294,397.16	5022 TOTAL DEBT SERVICE FUND REVENUE = (5018) +(5019)+(5020)+(5021) 1,833,968.40	
COMMUNITY SERVICE FUND		OPEB/PENSION DEBT SERVICE FUND	
5011 TOTAL COMMUNITY SERVICE FUND LEVY LIMITATION = (3006)+ (3030)+(3524)+(4046) =	117,022.23	5023 OPEB/PENSION DEBT SERVICE VOTER APPROVED JOBZ NONEXEMPT = (3010)+ (3041)+(3520)+(4060) =	
5012 TOTAL COMMUNITY SERVICE FUND AID = (611)+(621)+(626) + (632)+(2022) =	1,947.72	5024 OPEB/PENSION DEBT SERVICE OTHER JOBZ NONEXEMPT=(3011)+ (3042)+(3521)+(4050) =	

I. COMPUTATION OF 2020 PAYABLE 2021 LEVY LIMITATION BY FUND (BEFORE COUNTY AUDITOR ADJUSTMENTS):

FUND	INITIAL LEVY LIMITATION	LIMITATION ADJUSTMENTS	ABATEMENT ADJUSTMENTS	OFFSET ADJUSTMENTS	TAC/MAX EFF ADJUSTMENT	MAXIMUM LEVY LIMITATION
GEN-RMV VOTER-EXEMP	319,024.27	8,223.94-	N/A			310,800.33
GEN-RMV OTHER-EXEMP	557,327.55	11,803.86-	N/A			545,523.69
GEN-NTC VOTER-EXEMP			N/A			
GEN-NTC OTHER-GENED	N/A	N/A	N/A	N/A	N/A	N/A
GEN-NTC OTHER-EXEMP	866,120.49	9,083.35	324.40			875,528.24
TOTAL GENERAL	1,742,472.31	10,944.45-	324.40			1,731,852.26
COM SERV-EXEMP	116,909.37	73.98	38.88			117,022.23
DEBT-VOTER-NONEXEMP	1,926,330.00	93,273.52-	911.92			1,833,968.40
DEBT-OTHER-NONEXEMP						
TOTAL DEBT SERV	1,926,330.00	93,273.52-	911.92			1,833,968.40
OPEB-VOTER-NONEXEMP						
OPEB-OTHER-NONEXEMP						
TOTAL OPEB/PENSION						
TOTAL	3,785,711.68	104,143.99-	1,275.20			3,682,842.89

II. COMPARISON OF 2019 PAYABLE 2020 LEVY LIMITATION WITH 2020 PAYABLE 2021 LEVY LIMITATION (BEFORE COUNTY AUDITOR ADJUSTMENTS):

FUND	2019 PAY 2020 LIMITATION	2020 PAY 2021 LIMITATION	INCREASE (DECREASE)	PERCENT CHANGE
GENERAL	1,624,456.60	1,731,852.26	107,395.66	6.61
COMMUNITY SERVICE	113,242.35	117,022.23	3,779.88	3.34
GENERAL DEBT SERVICE	1,860,610.69	1,833,968.40	26,642.29-	1.43-
OPEB DEBT SERVICE				
TOTAL	3,598,309.64	3,682,842.89	84,533.25	2.35

III. COMPARISON OF 2019 PAYABLE 2020 CERTIFIED LEVY PLUS COUNTY AUDITOR ADJUSTMENTS WITH 2020 PAYABLE 2021 CERTIFIED LEVY PLUS COUNTY AUDITOR ADJUSTMENTS:

FUND	2019 PAY 2020 CERTIFIED LEVY + ADJUSTMENTS	2020 PAY 2021 CERTIFIED LEVY + ADJUSTMENTS	INCREASE (DECREASE)	PERCENT CHANGE
GENERAL	1,624,456.60			
COMMUNITY SERVICE	113,242.35			
GENERAL DEBT SERVICE	1,860,610.69			
OPEB DEBT SERVICE				
TOTAL AFTER ADJUSTMENTS	3,598,309.64			

LINE #	LIMITATION COMPONENTS	2019 PAY 2020 LIMITATION	2019 PAY 2020 CERTIFIED LEVY	2020 PAY 2021 LIMITATION	2020 PAY 2021 PROPOSED LEVY	2020 PAY 2021 CERTIFIED LEVY NOTES
SUBTOTALS BY LEVY CATEGORY						
(5001)	GENERAL-RMV VOTER-JOBZ EXEMPT	298,206.04	298,206.04	310,800.33		
(5002)	GENERAL-RMV OTHER-JOBZ EXEMPT	519,512.13	519,512.13	545,523.69		
(5003)	GENERAL-NTC VOTER-JOBZ EXEMPT					
(5004)	GENERAL-NTC OTHER-GENED-EXEMPT	N/A	N/A	N/A	N/A	*1
(5005)	GENERAL-NTC OTHER-JOBZ EXEMPT	806,738.43	806,738.43	875,528.24		
(5011)	COMMUNITY SERV-NTC OTHER-EXEMPT	113,242.35	113,242.35	117,022.23		
(5016)	GENL DEBT-NTC VOTER-NONEXEMPT	1,860,610.69	1,860,610.69	1,833,968.40		*2
(5017)	GENL DEBT-NTC OTHER-NONEXEMPT					*2
(5023)	OPEB DEBT-NTC VOTER-NONEXEMPT					
(5024)	OPEB DEBT-NTC OTHER-NONEXEMPT					
SUBTOTALS BY FUND						
(5006)	GENERAL FUND	1,624,456.60	1,624,456.60	1,731,852.26		
(5011)	COMMUNITY SERVICES FUND	113,242.35	113,242.35	117,022.23		
(5018)	GENERAL DEBT SERVICE FUND	1,860,610.69	1,860,610.69	1,833,968.40		
(5025)	OPEB/PENSION DEBT SERVICE FUND					
SUBTOTALS BY TAX BASE						
	REFERENDUM MARKET VALUE	817,718.17	817,718.17	856,324.02		
	NET TAX CAPACITY	2,780,591.47	2,780,591.47	2,826,518.87		
SUBTOTALS BY TRUTH IN TAXATION CATEGORY						
	VOTER APPROVED	2,158,816.73	2,158,816.73	2,144,768.73		
	OTHER	1,439,492.91	1,439,492.91	1,538,074.16		
TOTAL LEVY						
	TOTAL LEVY	3,598,309.64	3,598,309.64	3,682,842.89		

ALLOWABLE INCREASE

ALLOWABLE INCREASE AMOUNT

MAXIMUM ALLOWABLE CERTIFIED LEVY

FOOTNOTES:

*1 STUDENT ACHIEVEMENT (GENED) LEVY PHASED OUT AFTER PAY 2017

*2 SCHOOL BUILDING BOND AGRICULTURAL CREDIT WILL BE CALCULATED USING THE GENERAL DEBT SERVICE LEVY CATEGORIES

NOTE TO SCHOOL DISTRICTS: MUST CERTIFY PROPOSED AND FINAL LEVIES VIA THE WEB-BASED LEVY CERTIFICATION SYSTEM AVAILABLE ON THE MDE WEBSITE, [HTTP://EDUCATION.STATE.MN.US](http://education.state.mn.us).

LINE #	LIMITATION COMPONENTS	2019 PAY 2020 LIMITATION	2019 PAY 2020 CERTIFIED LEVY	2020 PAY 2021 LIMITATION	2020 PAY 2021 PROPOSED LEVY	2020 PAY 2021 CERTIFIED LEVY	NOTES
GENERAL REFER MARKET VALUE VOTER APPROVED JOBZ EXEMPT:							
(309)	1ST TIER RMV REFER	288,123.52	288,123.52	302,131.87			*3
(310)	2ND TIER RMV REFER	17,274.56	17,274.56	16,892.40			*3
(311)	UNEQUALIZED RMV REFER						
(1032)	FY 2021 1ST TIER REF ADJUST			2,652.59-			*3
(1040)	FY 2021 2ND TIER REF ADJUST	3,468.51-	3,468.51-	242.42-			*3
	FY 2021 3RD TIER REF ADJUST	189.09-	189.09-				
(1048)	FY 2021 UNEQUAL REF ADJUST			N/A	N/A	N/A	
(1054)	FY 2021 TBRA ALLOC ADJUST						*3
(1063)	FY 2021 REF HOLD HARMLESS ADJ						
(1100)	FY 2019 1ST TIER REF ADJUST						
(1114)	FY 2019 2ND TIER REF ADJUST	3,351.72-	3,351.72-	5,053.43-			
(1121)	FY 2019 3RD TIER REF ADJUST	182.72-	182.72-	275.50-			
(1128)	FY 2019 UNEQUAL REF ADJUST						
(1134)	FY 2019 TBRA ALLOC ADJUST						
(1146)	FY 2019 REF HOLD HARMLESS ADJ						
(1317)	OTHER RMV REF ADJUST (MEMO)						
(3026)	RMV REF NET OFFSET ADJUST						
(4056)	REFERENDUM TACONITE ADJUST						
(5001)	TOTAL GENERAL - RMV VOTER APPROVED JOBZ EXEMPT	298,206.04	298,206.04	310,800.33			
GENERAL REFER MARKET VALUE OTHER JOBZ EXEMPT:							
(306)	1ST TIER LOCAL OPTIONAL	121,071.67	121,071.67	126,958.08			*4
(236)	2ND TIER LOCAL OPTIONAL	295,256.60	295,256.60	309,611.77			*4
(239)	EQUITY	96,724.39	96,724.39	102,275.93			*4
(241)	TRANSITION	17,624.87	17,624.87	18,481.77			*4
(1012)	FY 2021 LOR TIER 1 ADJUST	3,197.07-	3,197.07-				*4
(1016)	FY 2021 LOR TIER 2 ADJUST	N/A	N/A	2,718.26-			*4
(1020)	FY 2021 EQUITY ADJUST	1,041.40-	1,041.40-	528.26-			*4
(1024)	FY 2021 TRANSITION ADJUST	190.85-	190.85-	162.27-			*4
	FY 2021 1ST TR BRD-APPR REF ADJ	1,310.98-	1,310.98-		N/A	N/A	
	FY 2021 TBRA ALLOC ADJUST				N/A	N/A	
	FY 2021 REF HOLD HARMLESS ADJ				N/A	N/A	
(1056)	FY 2021 LOR TIER 1 TBRA ADJUST	N/A	N/A				*3
(1065)	FY 2021 LOR TIER 1 HOLD HARM AD	N/A	N/A				
(1079)	FY 2019 LOCATION EQUITY ADJ	3,089.41-	3,089.41-	4,657.95-			
(1086)	FY 2019 EQUITY ADJUST	884.43-	884.43-	1,504.76-			
(1093)	FY 2019 TRANSITION ADJUST	184.42-	184.42-	278.05-			
(1107)	FY 2019 1ST TR BRD-APPR REF ADJ	1,266.84-	1,266.84-	1,910.01-			
(1140)	FY 2019 TBRA ALLOC ADJUST						
(1152)	FY 2019 REF HOLD HARMLESS ADJ						
(1321)	OTHER ADJ, GEN OTHER RMV			44.30-			
(3027)	GENERAL OTH RMV NET OFFSET ADJ						
(4054)	GENERAL OTH RMV TACONITE ADJUST						
(5002)	TOTAL GENERAL - RMV OTHER JOBZ EXEMPT	519,512.13	519,512.13	545,523.69			

FOOTNOTES:

*3 DISTRICT UNDERLEVY IN THIS COMPONENT WILL RESULT IN PROPORTIONATE REDUCTION IN CORRESPONDING REFERENDUM EQUALIZATION AID (PRIOR TO TAX BASE REPLACEMENT AID AND REFERENDUM HOLD HARMLESS).

*4 DISTRICT UNDERLEVY IN THIS COMPONENT WILL RESULT IN PROPORTIONATE REDUCTION IN CORRESPONDING GENERAL EDUCATION AID.

LINE #	LIMITATION COMPONENTS	2019 PAY 2020 LIMITATION	2019 PAY 2020 CERTIFIED LEVY	2020 PAY 2021 LIMITATION	2020 PAY 2021 PROPOSED LEVY	2020 PAY 2021 CERTIFIED LEVY	2020 PAY 2021 NOTES
GENERAL NET TAX CAPACITY VOTER APPROVED JOBZ EXEMPT:							
(552)	CAPITAL PROJECT REFERENDUM						
(1324)	OTHER NTC VOTER ADJ (MEMO)						
(3028)	NTC VOTER NET OFFSET ADJ						
(3522)	NTC VOTER MAX EFFORT ADJ						
(4058)	CAPITAL PROJ TACONITE ADJ						
(5003)	TOTAL GENERAL - NTC VOTER APPROVED JOBZ EXEMPT						
GENERAL NET TAX CAPACITY OTHER GENED JOBZ EXEMPT:							
	STUDENT ACHIEVEMENT (GENED)	N/A	N/A	N/A	N/A	N/A	*1
(5004)	TOTAL GENERAL-NTC OTHER GENED JOBZ EXEMPT	N/A	N/A	N/A	N/A	N/A	

FOOTNOTES:

*1 STUDENT ACHIEVEMENT (GENED) LEVY PHASED OUT AFTER PAY 2017

LINE #	LIMITATION COMPONENTS	2019 PAY 2020 LIMITATION	2019 PAY 2020 CERTIFIED LEVY	2020 PAY 2021 LIMITATION	2020 PAY 2021 PROPOSED LEVY	2020 PAY 2021 CERTIFIED LEVY	NOTES
GENERAL NET TAX CAPACITY OTHER JOBZ EXEMPT:							
INITIAL LEVIES:							
(230)	OPERATING CAPITAL	155,079.97	155,079.97	180,244.22			*4
(332)	ALT TEACHER COMP (Q COMP)						*5
(353)	ACHIEVEMENT & INTEGRATION	34,822.99	34,822.99	33,764.26			*6
(357)	FY 2021 REEMPLOYMENT INS	2,000.00	2,000.00	5,000.00			
(359)	SAFE SCHOOLS	43,610.40	43,610.40	42,645.60			
(362)	SAFE SCHOOLS INTERMEDIATE						
(365)	JUDGMENT						*7
(367)	ICE ARENA						
(379)	FY 2021 CAREER TECHNICAL	46,127.20	46,127.20	51,930.90			
(383)	FY 2020 ANNUAL OTHER POST- EMPLOYMENT BENEFITS (OPEB)	35,200.00	35,200.00	43,431.00			
(494)	LT FACILITIES EQUAL	296,052.78	296,052.78	320,363.75			*5
(495)	LT FACILITIES UNEQUAL						
(505)	DISABLED ACCESS						
(549)	BUILDING/LAND LEASE	175,569.51	175,569.51	188,740.76			
(550)	COOP BUILDING REPAIR						
(551)	OTHER CAPITAL (MEMO)						
(554)	CONSOL/TRANSITION						
(555)	REORG OPERATING DEBT						
(556)	FY 2021 HEALTH BENEFITS						
(557)	ADDITIONAL RETIREMENT						
(558)	SEVERANCE						
(559)	ADMINISTRATIVE DISTRICT						
(560)	SWIMMING POOL						
(561)	TREE GROWTH						
(562)	CONSOL/RETIREMENT						
(563)	ECON DEV ABATEMENT						
(564)	OTHER GENERAL (MEMO)						
(5005A)	SUBTOTAL - INITIAL LEVIES - GENERAL NTC OTHER JOBZ EXEMPT	788,462.85	788,462.85	866,120.49			

FOOTNOTES:

- *4 DISTRICT UNDERLEVY IN THIS COMPONENT WILL RESULT IN PROPORTIONATE REDUCTION IN CORRESPONDING GENERAL EDUCATION AID.
- *5 DISTRICT UNDERLEVY IN THIS COMPONENT WILL RESULT IN PROPORTIONATE REDUCTION IN EQUALIZATION AID.
- *6 70% OF INTEGRATION REVENUE IS PROVIDED BY STATE AID. DISTRICT MUST PROVIDE 30% OF INTEGRATION REVENUE EITHER THROUGH THIS LEVY OR THROUGH OTHER DISTRICT FUNDS.
- *7 WITH COMMISSIONER APPROVAL, DISTRICTS MAY SPREAD THIS LEVY OVER UP TO THREE YEARS.

FISCAL YEAR (FY) REFERENCES IN THE LIMITATION COMPONENTS COLUMN RELATE TO PAYABLE 2021. FOR PAYABLE 2020 COLUMNS, THE AMOUNTS SHOWN ARE FOR ONE YEAR PRIOR THE FISCAL YEAR SHOWN.

LINE #	LIMITATION COMPONENTS	2019 PAY 2020 LIMITATION	2019 PAY 2020 CERTIFIED LEVY	2020 PAY 2021 LIMITATION	2020 PAY 2021 PROPOSED LEVY	2020 PAY 2021 CERTIFIED LEVY	NOTES
GENERAL NET TAX CAPACITY OTHER JOBZ EXEMPT (CON'T):							
LEVY ADJUSTMENTS:							
(1004)	FY 2021 OPER CAPITAL ADJUST	6,064.91-	6,064.91-				
(1072)	FY 2019 OPER CAPITAL ADJUST	776.14	776.14	603.83			*4
(1156)	FY 2021 ALT TEACHER COMP ADJUST			643.27			
(1163)	FY 2019 ALT TEACHER COMP ADJUST						*8
(1167)	FY 2021 ACHIEVE & INTEG ADJUST	3.85	3.85	779.40-			*6
(1174)	FY 2019 ACHIEVE & INTEG ADJUST						*6
(1179)	FY 2019 REEMPLOYMENT ADJUST	137.68-	137.68-	7,832.92			
(1184)	FY 2019 SAFE SCHOOLS ADJUST	36.36	36.36	1,106.64			
(1189)	FY 2019 SAFE SCHOOLS INTERM ADJ						
(1193)	FY 2019 CAREER TECHNICAL ADJUST	14,617.29	14,617.29	639.91-			
(1197)	FY 2019 HEALTH BENEFITS ADJUST						
(1203)	FY 2019 ANNUAL OPEB ADJUST	3,260.00-	3,260.00-	8,231.00			
(1207)	FY 2021 LTFM EQUAL ADJUST	5,028.94	5,028.94	4,154.62-			
(1211)	FY 2021 LTFM UNEQUAL ADJUST						
(1218)	FY 2020 LTFM EQUAL ADJUST	10,540.05	10,540.05	1,066.36-			
(1225)	FY 2020 LTFM UNEQUAL ADJUST						
(1236)	FY 2019 LTFM EQUAL ADJUST	146.03-	146.03-	2,751.56-			
(1247)	FY 2019 LTFM UNEQUAL ADJUST						
(5005B)	SUBTOTAL - ADJUSTMENTS-THIS PAGE						
	GENERAL NTC OTHER JOBZ EXEMPT	21,394.01	21,394.01	9,025.81			

FOOTNOTES:

- *4 DISTRICT UNDERLEVY IN THIS COMPONENT WILL RESULT IN PROPORTIONATE REDUCTION IN CORRESPONDING GENERAL EDUCATION AID.
- *6 70% OF INTEGRATION REVENUE IS PROVIDED BY STATE AID. DISTRICT MUST PROVIDE 30% OF INTEGRATION REVENUE EITHER THROUGH THIS LEVY OR THROUGH OTHER DISTRICT FUNDS.
- *8 DISTRICT UNDERLEVY IN THIS COMPONENT WILL RESULT IN PROPORTIONATE REDUCTION IN ALTERNATIVE COMPENSATION EQUALIZATION

FISCAL YEAR (FY) REFERENCES IN THE LIMITATION COMPONENTS COLUMN RELATE TO PAYABLE 2021. FOR PAYABLE 2020 COLUMNS, THE AMOUNTS SHOWN ARE FOR ONE YEAR PRIOR THE FISCAL YEAR SHOWN.

LINE #	LIMITATION COMPONENTS	2019 PAY 2020 LIMITATION	2019 PAY 2020 CERTIFIED LEVY	2020 PAY 2021 LIMITATION	2020 PAY 2021 PROPOSED LEVY	2020 PAY 2021 CERTIFIED LEVY NOTES
GENERAL NET TAX CAPACITY OTHER JOBZ EXEMPT (CON'T):						
LEVY ADJUSTMENTS:						
(1309)	PAY 18 LEASE ADJUST	3,351.29-	3,351.29-	57.54		
(1310)	LEASE LEVY ADJ (MEMO)					
(1311)	OTHER CAPITAL ADJUST (MEMO)					
(760)	FY 2022 FAC & EQUIP BOND ADJUST					
(1313)	ECON DEV ABATE ADJUST					
(1314)	DEBT SURPLUS ADJUST					
(1329)	OTHER GENERAL ADJUST					
(2039)	ABATEMENT ADJUSTMENT	29.07	29.07	528.19		*11
(2052)	CARRY-OVER ABATEMENT ADJUST					*12
(2070)	ADVANCE ABATEMENT ADJUST	203.79	203.79	203.79-		*13
(3029)	GENERAL OTH NTC NET OFFSET ADJ					
(3523)	GEN OTH NTC MAX EFFORT ADJ					
(4048)	GENERAL OTH NTC TACONITE ADJUST					
(5005C)	SUBTOTAL - ADJUSTMENTS- THIS PAGE GENERAL NTC OTHER JOBZ EXEMPT	3,118.43-	3,118.43-	381.94		
(5005A)	SUBTOTAL - INITIAL LEVIES- PAGE 35 GENERAL NTC OTHER JOBZ EXEMPT	788,462.85	788,462.85	866,120.49		
(5005B)	SUBTOTAL - ADJUSTMENTS- PAGE 36 GENERAL NTC OTHER JOBZ EXEMPT	21,394.01	21,394.01	9,025.81		
(5005)	TOTAL GENERAL - NTC OTHER JOBZ EXEMPT	806,738.43	806,738.43	875,528.24		

FOOTNOTES:

*11 PAY 2022 LEVY LIMITATION WILL BE INCREASED BY THE AMOUNT OF ANY UNDERLEVY IN THIS COMPONENT. DISTRICTS MAY SPREAD THE COMPONENT OVER A PERIOD OF TWO YEARS (UP TO THREE YEARS ON REQUEST).

*12 PAY 2022 LEVY LIMITATION WILL NOT BE INCREASED BY ANY UNDERLEVY IN THIS COMPONENT UNLESS EXTENSION IS REQUESTED.

*13 PAY 2022 LEVY LIMITATION WILL BE INCREASED BY THE AMOUNT OF ANY UNDERLEVY IN THIS COMPONENT.

FISCAL YEAR (FY) REFERENCES IN THE LIMITATION COMPONENTS COLUMN RELATE TO PAYABLE 2021. FOR PAYABLE 2020 COLUMNS, THE AMOUNTS SHOWN ARE FOR ONE YEAR PRIOR THE FISCAL YEAR SHOWN.

LINE #	LIMITATION COMPONENTS	2019 PAY 2020 LIMITATION	2019 PAY 2020 CERTIFIED LEVY	2020 PAY 2021 LIMITATION	2020 PAY 2021 PROPOSED LEVY	2020 PAY 2021 CERTIFIED LEVY	NOTES
COMMUNITY SERVICE JOBZ EXEMPT:							
(610)	BASIC COMMUNITY EDUC	63,827.86	63,827.86	63,827.86			*14
(620)	EARLY CHILD FAMILY	48,036.48	48,036.48	52,026.97			*15
(625)	HOME VISITING	925.62	925.62	1,054.54			
(627)	ADULTS W/ DISABILITIES						
(631)	SCHOOL-AGE CARE						*15
(633)	OTHER COMM ED (MEMO)						
(1404)	FY 2021 EARLY CHILD FAMILY ADJ	370.10	370.10	78.35			
(1405)	FY 2019 HOME VISITING ADJUST	63.12	63.12	4.37-			
(1412)	FY 2019 SCHOOL-AGE CARE ADJUST						
(1413)	ADULTS W/ DISABILITIES ADJUST						
(1416)	OTHER ADJUST (MEMO)						
(2040)	ABATEMENT ADJUSTMENT	4.22	4.22	53.83			*11
(2053)	CARRY-OVER ABATEMENT ADJUST						*12
(2071)	ADVANCE ABATEMENT ADJUST	14.95	14.95	14.95-			*13
(3030)	COM SERV NET OFFSET ADJUST						
(3524)	COM SERV MAX EFFORT ADJUST						
(4046)	COM SERV TACONITE ADJUST						
(5011)	TOTAL COMMUNITY SERVICE JOBZ EXEMPT	113,242.35	113,242.35	117,022.23			

FOOTNOTES:

- *11 PAY 2022 LEVY LIMITATION WILL BE INCREASED BY THE AMOUNT OF ANY UNDERLEVY IN THIS COMPONENT. DISTRICTS MAY SPREAD THIS COMPONENT OVER A PERIOD OF TWO YEARS (UP TO THREE YEARS ON REQUEST).
 - *12 PAY 2022 LEVY LIMITATION WILL NOT BE INCREASED BY ANY UNDERLEVY IN THIS COMPONENT UNLESS EXTENSION IS REQUESTED.
 - *13 PAY 2022 LEVY LIMITATION WILL BE INCREASED BY THE AMOUNT OF ANY UNDERLEVY IN THIS COMPONENT.
 - *14 DISTRICT UNDERLEVY IN THIS COMPONENT WILL RESULT IN PROPORTIONATE REDUCTION IN CORRESPONDING STATE AID.
 - *15 DISTRICT UNDERLEVY IN THIS COMPONENT WILL RESULT IN PROPORTIONATE REDUCTION IN CORRESPONDING STATE AID. DISTRICT MUST PROVIDE A COMMUNITY EDUCATION PROGRAM TO QUALIFY FOR THIS LEVY.
- FISCAL YEAR (FY) REFERENCES IN THE LIMITATION COMPONENTS COLUMN RELATE TO PAYABLE 2021. FOR PAYABLE 2020 COLUMNS, THE AMOUNTS SHOWN ARE FOR ONE YEAR PRIOR THE FISCAL YEAR SHOWN.

LINE #	LIMITATION COMPONENTS	2019 PAY 2020 LIMITATION	2019 PAY 2020 CERTIFIED LEVY	2020 PAY 2021 LIMITATION	2020 PAY 2021 PROPOSED LEVY	2020 PAY 2021 CERTIFIED LEVY	NOTES
DEBT SERVICE VOTER APPROVED JOBZ NONEXEMPT:							
(811)	DEBT SERVICE-AID ELIG			1,926,330.00			*16
(813)	DEBT SERVICE-AID INELIG	1,927,516.06	1,927,516.06				*16
(780)	NATURAL DISASTER DEBT						*16
(1701)	REDUCTION FOR DEBT EXCESS			93,273.52-			
(1702)	OTHER ADJUST (MEMO)						
(2041)	ABATEMENT ADJUSTMENT	55.87	55.87	1,109.97			*11,17
(2054)	CARRY OVER ABATEMENT						*12,17
(2072)	ADVANCE ABATE ADJUST	198.05	198.05	198.05-			*13,17
(3035)	GDS VTR NET OFFSET ADJUST	67,159.29-	67,159.29-				
(3518)	GDS VTR MAX EFFORT ADJ						
(4062)	GDS VTR TACONITE ADJUST						
(5016)	TOTAL DEBT SERVICE VOTER APPROVED JOBZ NONEXEMPT	1,860,610.69	1,860,610.69	1,833,968.40			*2
DEBT SERVICE OTHER JOBZ NONEXEMPT:							
(812)	DEBT SERVICE-AID ELIG						*16
(814)	DEBT SERVICE-AID INELIG						*16
(771)	LT FACILITIES DEBT SERVICE						*16
(1710)	FY 2021 LTFM DEBT SERV ADJ						
(1717)	FY 2020 LTFM DEBT SERV ADJ						
(1728)	FY 2019 LTFM DEBT SERV ADJ						
(1704)	REDUCTION FOR DEBT EXCESS	67,159.29-	67,159.29-				
(1705)	OTHER ADJUST (MEMO)						
(2041)	ABATEMENT ADJUSTMENT						*11,17
(2054)	CARRY OVER ABATEMENT						*12,17
(2072)	ADVANCE ABATE ADJUST						*13,17
(3036)	GDS OTH NET OFFSET ADJUST	67,159.29	67,159.29				
(3519)	GDS OTH MAX EFFORT ADJ						
(4052)	GDS OTH TACONITE ADJUST						
(5017)	TOTAL DEBT SERVICE OTHER JOBZ NONEXEMPT						*2

FOOTNOTES:

- *2 SCHOOL BUILDING BOND AGRICULTURAL CREDIT WILL BE CALCULATED USING THE GENERAL DEBT SERVICE LEVY CATEGORIES
- *11 PAY 2022 LEVY LIMITATION WILL BE INCREASED BY THE AMOUNT OF ANY UNDERLEVY IN THIS COMPONENT. DISTRICTS MAY SPREAD THE COMPONENT OVER A PERIOD OF TWO YEARS (UP TO THREE YEARS ON REQUEST).
- *12 PAY 2022 LEVY LIMITATION WILL NOT BE INCREASED BY ANY UNDERLEVY IN THIS COMPONENT UNLESS EXTENSION IS REQUESTED.
- *13 PAY 2022 LEVY LIMITATION WILL BE INCREASED BY THE AMOUNT OF ANY UNDERLEVY IN THIS COMPONENT.
- *16 DISTRICT MUST LEVY THE MAXIMUM AMOUNT FOR THIS LEVY COMPONENT.
- *17 ABATEMENT ADJUSTMENTS SHOWN ON LINES 2041, 2054 AND 2072 APPEAR AS VOTER APPROVED DEBT SERVICE IF VOTER APPROVED INITIAL DEBT SERVICE LEVY ON LINE 815 IS GREATER THAN ZERO. OTHERWISE ABATEMENT ADJUSTMENTS APPEAR AS OTHER DEBT SERVICE.

FISCAL YEAR (FY) REFERENCES IN THE LIMITATION COMPONENTS COLUMN RELATE TO PAYABLE 2021. FOR PAYABLE 2020 COLUMNS, THE AMOUNTS SHOWN ARE FOR ONE YEAR PRIOR THE FISCAL YEAR SHOWN.

LINE #	LIMITATION COMPONENTS	2019 PAY 2020 LIMITATION	2019 PAY 2020 CERTIFIED LEVY	2020 PAY 2021 LIMITATION	2020 PAY 2021 PROPOSED LEVY	2020 PAY 2021 CERTIFIED LEVY NOTES
OPEB/PENSION DEBT SERVICE VOTER APPROVED JOBZ NONEXEMPT:						
(903)	REQ DEBT SERVICE LEVY FOR OPEB/PENSION BONDS					*16
(1901)	REDUCTION FOR DEBT EXCESS					
(1902)	OTHER ADJUST (MEMO)					
(2042)	ABATEMENT ADJUSTMENT					*11,18
(2055)	CARRY OVER ABATEMENT					*12,18
(2073)	ADVANCE ABATE ADJUST					*13,18
(3041)	OPEB DEBT VTR NET OFFSET ADJUST					
(3520)	OPEB VTR MAX EFFORT ADJ					
(4060)	OPEB/PENSION DEBT TACONITE ADJUST					
(5023)	TOTAL OPEB/PENSION DEBT SERVICE VOTER APPROVED JOBZ NONEXEMPT					
OPEB/PENSION DEBT SERVICE OTHER JOBZ NONEXEMPT:						
(908)	REQ DEBT SERVICE LEVY FOR OPEB/PENSION BONDS					*16
(1904)	REDUCTION FOR DEBT EXCESS					
(1905)	OTHER ADJUST (MEMO)					
(2042)	ABATEMENT ADJUSTMENT					*11,18
(2055)	CARRY OVER ABATEMENT					*12,18
(2073)	ADVANCE ABATE ADJUST					*13,18
(3042)	OPEB DEBT OTH NET OFFSET ADJUST					
(3521)	OPEB OTH MAX EFFORT ADJ					
(4050)	OPEB/PENSION DEBT TACONITE ADJUST					
(5024)	TOTAL OPEB/PENSION DEBT SERVICE OTHER JOBZ NONEXEMPT					

FOOTNOTES:

- *11 PAY 2022 LEVY LIMITATION WILL BE INCREASED BY THE AMOUNT OF ANY UNDERLEVY IN THIS COMPONENT. DISTRICTS MAY SPREAD THIS COMPONENT OVER A PERIOD OF TWO YEARS (UP TO THREE YEARS ON REQUEST).
- *12 PAY 2022 LEVY LIMITATION WILL NOT BE INCREASED BY ANY UNDERLEVY IN THIS COMPONENT UNLESS EXTENSION IS REQUESTED.
- *13 PAY 2022 LEVY LIMITATION WILL BE INCREASED BY THE AMOUNT OF ANY UNDERLEVY IN THIS COMPONENT.
- *16 DISTRICT MUST LEVY THE MAXIMUM AMOUNT FOR THIS LEVY COMPONENT.
- *18 ABATEMENT ADJUSTMENTS SHOWN ON LINES 2042, 2055 AND 2073 APPEAR AS VOTER APPROVED OPEB DEBT SERVICE IF VOTER APPROVED INITIAL OPEB DEBT SERVICE LEVY ON LINE 903 IS GREATER THAN ZERO. OTHERWISE ABATEMENT ADJUSTMENTS APPEAR AS OTHER DEBT SERVICE.

FISCAL YEAR (FY) REFERENCES IN THE LIMITATION COMPONENTS COLUMN RELATE TO PAYABLE 2021. FOR PAYABLE 2020 COLUMNS, THE AMOUNTS SHOWN ARE FOR ONE YEAR PRIOR THE FISCAL YEAR SHOWN.



KRAUS-ANDERSON®
Construction Company

Change Order Request

Project: 1911033-02
Pipestone Schools New Elementary School
1401 7th Street West
Pipestone, MN 56164

COR # 54.00
Date: 9/23/2020

To: Owner Pipestone Area Schools
1404 Seventh Street SW
Pipestone, MN 56164

From: Kraus-Anderson Construction Company
502 - 2nd Avenue SW
Rochester, MN 55902

PCO # 65 - Additional Fire Alarm per RFI#118

Item #	Description	Vendor	Amount
1	Additional Fire Alarm per RFI#118 TEC	Thompson Electric Company	\$35,750.68
Total For Change Order			\$35,750.68

Approved By: Pipestone Area Schools

Signed: _____

Date: _____

Submitted By: Kraus-Anderson Construction Company

Signed: _____

Date: _____

Accepted By: ISG

Signed: 134 _____

Date: _____

Job ID: CM 2019 - 030
Project: PIPESTONE ELEMENTARY



www.thompsonelectriccompany.com

CO: CO-0016: RFI# 118 ADD FA

Top Sheet Report

Vendor: GB_SFALLS Labor Level: CONEST 13 Aug 2020 15:38:49
Tax Rate status: Default Bid Name: BASE BID Bid Template: TEC SIOUX FALLS

<u>Description</u>	<u>Column 1</u>	<u>Column 2</u>
DIRECT LABOR HRS	194.35	
DIRECT LABOR DOLLARS		14,575.95
INDIRECT LABOR HRS		
INDIRECT LABOR DOLLARS		
LABOR ESCALATION		
LABOR TAX		
MATERIAL W/ESC DOLLARS		2,964.78
QUOTES DOLLARS		
MATERIAL & QUOTE TAX		203.98
DJC		
SUB CONTRACTS TOTAL		15,478.00
EQUIPMENT TOTAL		
EQUIP/SUB CONTRACT TAX		
OVERHEAD MARGIN TOTAL		2,527.97
PROFIT MARGIN TOTAL		
MISC TOTAL		

Bid Memo:

Bid Total: 35,750.68

Job ID: CM 2019 - 030
 Project: PIPESTONE ELEMENTARY



www.thompsonelectriccompany.com

CO: CO-0016: RFI# 118 ADD FA

Summary by Item Number

Vendor: GB_SFALLS

Labor Level: CONEST

13 Aug 2020 15:43:05

Item #	Size	Description	Q/M	Quantity	U/M	Material Unit	Mat Result
90173	#16 2/C Red	FA CBL UNSHIELDED GEN-PURPOSE	M	1,150.00	FT	0.3500	402.50
90177	#14 2/C Red	FA CBL UNSHIELDED GEN-PURPOSE	M	1,150.00	FT	0.3900	448.50
90195	#16 2/C Red	FA CBL SHIELDED GEN-PURPOSE	M	2,760.00	FT	0.3500	966.00
100070	#18 to 8	WIRE-NUT MED - RED	M	402.00	EA	0.1300	52.26
100740	1/2	RUBBER INS GROMMET	M	92.00	EA	0.3144	28.92
150006	1-1/2"D 21.0-CI	4"SQ CMB- KO NO BRKT	M	92.00	EA	1.0000	92.00
150058	FLAT	1G 4"SQ PLASTER-RING	M	29.00	EA	0.5200	15.08
150060	5/8"RISE 4.8-CI	1G 4"SQ PLASTER-RING	M	46.00	EA	0.6717	30.90
150090		4"SQ BLANK CVR	M	17.00	EA	0.2643	4.49
160563	#10 x 1"	SHEET METAL SCREW	M	34.00	EA	0.1028	3.50
160826	7"	TY-WRAP	M	196.00	EA	0.1500	29.40
320009		FIRE ALARM ADD ZONE CARD	M	1.00	EA	0.0000	0.00
320023		FIRE ALARM CONTROL RELAY MODULE	M	46.00	EA	0.0000	0.00
320058		FIRE ALARM ADDRESSABLE BASE	M	46.00	EA	0.0000	0.00
320059		FIRE ALARM ADDRESSABLE SMOKE DETECTOR	M	29.00	EA	0.0000	0.00
320061		FIRE ALARM ADDRESSABLE DUCT DETECTOR	M	17.00	EA	0.0000	0.00
320076		FIRE ALARM REMOTE INDICATOR	M	46.00	EA	0.0000	0.00
630389	14 & 12-2	ROMEX HAMMER-ON 1/4-FLANGE HGR PSH-IN	M	414.00	EA	1.0593	438.55
630424	14-2>12 SIDE-MTD	ABOVE T-BAR PSH-ON CLIP/PSH-IN NMC CLIP	M	92.00	EA	1.0207	93.90
640050		24" SPAN T-BAR BOX HANGER LD	M	46.00	EA	6.8065	313.10
640081	1/4-20	WASHER NUT 1/4-20	M	46.00	EA	0.2404	11.06
640112	1/4" FLANGE	HAMMER-ON FLANGE CLIP - 1/4-20 x 3/8 STD	M	46.00	EA	0.7526	34.62
Phase/Group totals:							2,964.78
Job totals:							2,964.78

THOMPSON ELECTRIC OF SIOUX FALLS 520 S. VALLEY VIEW RD.
 SIOUX FALLS, SD 57106

Phone: 605-331-4588
 Web:



FIRE ALARMS • MASS NOTIFICATION • CLOCK SYSTEMS • ACCESS CONTROL
NURSE CALL • SECURITY • VIDEO SURVEILLANCE • INTERCOM • BATTERIES

PROPOSAL

AUTOMATIC BUILDING CONTROLS, INC.

Contract No: 200813P

4300 W 61ST Street N • Sioux Falls, SD 57107 • 605-336-1200 • FAX 605-336-0088

Project: **Pipestone School**

Quote to: **Thompson Electric**

1401 7th St SW
Pipestone, MN 56164

Phone No: 605-331-4588
Email/Fax: chet.mehrer@tec-corp.com

Date	Ship Via	Sales Person	Customer Code	
08/13/20		Monte	SCPIPE	
Quantity	Item Number	Description	Unit Price	Amount
1	QPSFAI	Quote for Siemens Fire Alarm Intelligent Equipment RFI-118	15478.00	15478.00
1	DLC	Device Loop Card	0.00	0.00
29	OH921	Smoke Detector	0.00	0.00
29	DB-11	Base	0.00	0.00
17	OP921/FDBZ492	Duct Detector	0.00	0.00
46	ILED-HW	Intelligent Remote Lamp	0.00	0.00
46	XTRI-R	Relay Module	0.00	0.00

Price is valid for 30 days.

Furnish listed equipment to be installed by Thompson Electric

QUOTE TOTAL 15478.00

with final checkout, panel termination & certification by ABC. Quote includes shipping & 1 year warranty.

All billing is NET 30 days from invoice date, 90% payment required before final checkout scheduled.

This proposal is hereby accepted and Automatic Building Controls is hereby authorized to proceed with the work described including terms and conditions described below		AUTOMATIC BUILDING CONTROLS	
Purchaser/Company	Date	Signature	
Signature	Name	Name	

WARRANTY: Automatic Building Controls warrants that the equipment supplied by it shall be free from defects in material and workmanship arising from normal usage for a period of one (1) year from delivery of said equipment, or if installed by Automatic Building Controls, for a period of one (1) year from installation. This warranty does not extend to any equipment that has been repaired by others, abused, altered, or misused, or which has not been properly and reasonably maintained. This warranty is in lieu of all other warranties, express or implied, including but not limited to, those of merchantability and fitness for a specific purpose.

LIABILITY: Automatic Building Controls shall not be liable for any special, indirect or consequential damages arising in any manner from the equipment or material furnished or the work performed pursuant to this agreement.

DELAYS: Automatic Building Controls shall not be liable for any delay in the performance of the work resulting from circumstances beyond Automatic Building Controls control, including omission of the purchaser, owner, other contractors, delays caused by suppliers, subcontractors or subcontractors of Automatic Building Controls, etc.

ENTIRE AGREEMENT: This proposal, upon acceptance, shall constitute the entire agreement between the parties and supersedes any prior representations, or understandings. No change or modification of any of the terms and conditions stated herein shall be binding upon Automatic Building Controls unless accepted by Automatic Building Controls in writing.