



## Agenda of Regular Meeting

### The Board of Trustees McAllen Independent School District

---

A Regular Meeting of the Board of Trustees of the McAllen Independent School District will be held Monday, November 13, 2023, beginning at 5:00 PM Dr. Ricardo Chapa Board Room/Administration Building of the McAllen Independent School District, 2000 North 23rd Street, McAllen, TX 78501.

Items listed on this agenda may be taken in an order other than as shown on this agenda. Unless removed from the consent agenda, items identified within the consent agenda will be acted on at one time.

At this meeting there may be discussion and action by the Board on the item(s) and subject(s) listed as follows:

1. **CALL MEETING TO ORDER**
2. **MOMENT OF SILENCE**
3. **PLEDGE OF ALLEGIANCE**
4. **PUBLIC COMMENT(S)**
5. **SUPERINTENDENT'S REPORT(S)**

**Presenter:** Dr. Rosalba De Hoyos, Interim Superintendent

- A) National Youth Winner
- B) Bezos Scholarship Winner

6. **RECOGNITION(S)**
7. **PROCLAMATION(S)**
8. **DONATION(S)**
9. **CONSENT AGENDA ITEMS**

A) Discussion and Possible Action on Request for Proposal No. 2024-1018 7  
Library Books, Audiovisual Supplies & Equipment, Software and  
Related Products and Services (Round 1)  
Item Submitted: Maribelle Elizondo, Interim Assistant Superintendent  
for Instruction

**Presenter:** Dr. Rosalba De Hoyos, Interim Superintendent

B) Discussion and Possible Action on Request for Proposal No. 2024-1022 9  
Career and Technology Education Instructional Supplies, Materials,

Equipment and Related Services (Round 1)  
Item Submitted: Maribelle Elizondo, Interim Assistant Superintendent  
for Instruction

**Presenter:** Dr. Rosalba De Hoyos, Interim Superintendent

- C) Discussion and Possible Action on Request for Proposal No. 2022-1038  
Special Education Equipment, Supplies, Services, and Related Products  
(Round 15) 11

Item Submitted: Maribelle Elizondo, Interim Assistant Superintendent  
for Instruction

**Presenter:** Dr. Rosalba De Hoyos, Interim Superintendent

- D) Discussion and Possible Action on Agreement No. 2024-252 Principal  
Agreement for Achieve Early College High School Dual Credit  
Programs with South Texas College 13

Item Submitted: Maribelle Elizondo, Interim Assistant Superintendent  
for Instruction

**Presenter:** Dr. Rosalba De Hoyos, Interim Superintendent

- E) Discussion and Possible Action on Memorandum of Understanding No.  
2024-202 Health and Human Services Commission Early Childhood  
Intervention Services with Region One ESC 17

Item Submitted: Maribelle Elizondo, Interim Assistant Superintendent  
for Instruction

**Presenter:** Dr. Rosalba De Hoyos, Interim Superintendent

- F) Discussion and Possible Action of the 2023-2024 List of Certified  
Texas Teacher Evaluation and Support System (T-TESS) Appraisers 26  
Item Submitted: Todd Miller, Assistant Superintendent for Human  
Resources

**Presenter:** Dr. Rosalba De Hoyos, Interim Superintendent

- G) Discussion and Possible Action of Agreement No. 2024-254 for City of  
McAllen Community Development Block Grant Funding for Track  
Lighting Project at Dorothea Brown Middle School 30

Item Submitted: Elizabeth Gonzalez, Interim Assistant Superintendent  
for District Operations

**Presenter:** Dr. Rosalba De Hoyos, Interim Superintendent

- H) Report Regarding Memorandum of Understanding No. 2024-081  
Community-Based Prekindergarten Provider with R. Barrera Group,  
LLC dba New Horizons Learning Academy 46

Item Submitted: Elizabeth Gonzalez, Interim Assistant Superintendent  
for District Operations

**Presenter:** Dr. Rosalba De Hoyos, Interim Superintendent

- I) Discussion and Possible Action on Request for Proposal No. 2024-1020  
Professional Development, Site Licenses, Supplemental Materials, &  
Other Related Products and Services (Round 1) 47

Item Submitted: Iris Luna, Interim Assistant Superintendent for  
Business Operations

**Presenter:** Dr. Rosalba De Hoyos, Interim Superintendent

J)	Discussion and Possible Action on Request for Possible Action on No. 2024-1021 Apparel, Awards, Incentives, Printing, and Related Products and Services (Round 1) Item Submitted: Iris Luna, Interim Assistant Superintendent for Business Operations <b>Presenter:</b> Dr. Rosalba De Hoyos, Interim Superintendent	49
K)	Discussion and Possible Action on Request for Proposal No. 2024-1023 Catering, Entertainment, Field Trips, Fundraising, Food, Restaurants and Rentals Item Submitted: Iris Luna, Interim Assistant Superintendent for Business Operations <b>Presenter:</b> Dr. Rosalba De Hoyos, Interim Superintendent	51
L)	Discussion and Possible Action on Request for Proposal No. 2022-1025 Fine Arts Equipment, Supplies, Related Products, and Services (Round 14) Item Submitted: Debra Loya, Director of Fine Arts Department <b>Presenter:</b> Dr. Rosalba De Hoyos, Interim Superintendent	53
M)	Discussion and Possible Action on Request for Proposal No. 2022-1031 Athletic Equipment, Supplies, Reconditioning Services, and Related Products and Services (Round 13) Item Submitted: Brian McClenny, Director of Athletic Department <b>Presenter:</b> Dr. Rosalba De Hoyos, Interim Superintendent	55
10.	<b>INSTRUCTION, HUMAN RESOURCES, DISTRICT OPERATIONS, BUSINESS OPERATIONS, AND BOARD OF TRUSTEES ITEMS</b>	
A)	<b>Instruction Item(s)</b> (Maribelle Elizondo)	
1.	Report Regarding Intention to Apply for Grant through the School Based Healthcare Solutions Network (SBHSN) Item Submitted: Maribelle Elizondo, Interim Assistant Superintendent for Instruction <b>Presenter:</b> Dr. Rosalba De Hoyos, Interim Superintendent	57
2.	Discussion and Possible Action of the 2023-2024 District Performance Objectives/Goals Item Submitted: Maribelle Elizondo, Interim Assistant Superintendent for Instruction <b>Presenter:</b> Dr. Rosalba De Hoyos, Interim Superintendent	59
3.	Discussion and Possible Action of the 2023-2024 Campus Performance Objectives/Goals Item Submitted: Maribelle Elizondo, Interim Assistant Superintendent for Instruction <b>Presenter:</b> Dr. Rosalba De Hoyos, Interim Superintendent	66
B)	<b>Human Resources Item(s)</b> (Todd Miller)	
1.	Discussion of Revisions to Board Policy BE (LOCAL)- 1st Reading Item Submitted: Todd Miller, Assistant Superintendent for Human Resources	167

**Presenter:** Dr. Rosalba De Hoyos, Interim Superintendent

**C) District Operations Item(s)** (Elizabeth Gonzalez)

1. Discussion and Possible Action on Memorandum of Understanding 2024-249 Standard Response Protocol, and Standard Reunification Method with I Love U Guys Foundation 171  
Item Submitted: Jose Silva, McAllen Independent School District Chief of Police

**Presenter:** Dr. Rosalba De Hoyos, Interim Superintendent

**D) Business Operations Item(s)** (Iris Luna)

1. Report Regarding Delinquent Tax Collections for the Period of July 1, 2023 to September 30, 2023 177  
Item Submitted: Iris Luna, Interim Assistant Superintendent for Business Operations

**Presenter:** Dr. Rosalba De Hoyos, Interim Superintendent

2. Report Regarding Monthly Financial and Quarterly Investment Report for September 2023 183  
Item Submitted: Iris Luna, Interim Assistant Superintendent for Business Operations

**Presenter:** Dr. Rosalba De Hoyos, Interim Superintendent

3. Discussion and Possible Action on Resolution of the Board of Trustees of the McAllen Independent School District Granting Interim Superintendent Authority to Apply for Grants through the Office of Governor 241  
Item Submitted: Iris Luna, Interim Assistant Superintendent for Business Operations

**Presenter:** Dr. Rosalba De Hoyos, Interim Superintendent

4. Discussion and Possible Action on the McAllen Independent School District October Budget Amendment for Fiscal Year Beginning July 1, 2023 and Ending June 30, 2024 244  
Item Submitted: Iris Luna, Interim Assistant Superintendent for Business Operations

**Presenter:** Dr. Rosalba De Hoyos, Interim Superintendent

**E) Board of Trustees Item(s)**

1. Approval of Board of Education Meeting Minutes 248
  - a) Board Workshop October 30, 2023 12:00 PM
  - b) Regular Board Meeting October 30, 2023 5:00 PM
2. Discussion and Possible Action Regarding the Resolution of the Board of Trustees for McAllen Independent School District Expressing its votes for Appraisal District Directors for 2024-2025 Hidalgo County Appraisal District Board of Directors 249

**11. RECESS TO CLOSED SESSION: Board of Trustees may go into Closed Session pursuant to Section(s) 551.071, 551.072, 551.074, 551.076, and 551.089 Texas Government Code, to discuss the following:**

- A) Discussion of Human Resources Recommendation(s) for School Year 2023-2024

- B) Discussion of Human Resources Employee Resignation(s) and Retirees for School Year 2023-2024
- C) Discussion for the Purpose of Extending a Contract Offer to the Lone Finalist, Dr. René Gutiérrez, for McAllen ISD Superintendent
- D) Discussion Regarding School Safety and Security
- E) Pending and/or Potential Litigation
- F) Possible Real Estate Acquisition

**12. RECONVENE IN OPEN SESSION**

**13. ACTION ON ITEM(S) IN CLOSED SESSION**

- A) Discussion and Possible Action of Human Resources Recommendation(s) for School Year 2023-2024 266  
Item Submitted: Todd Miller, Assistant Superintendent Human Resources  
**Presenter:** Dr. Rosalba De Hoyos, Interim Superintendent
- B) Discussion of Human Resources Employee Resignation(s) and Retirees for School Year 2023-2024 267  
Item Submitted: Todd Miller, Assistant Superintendent Human Resources  
**Presenter:** Dr. Rosalba De Hoyos, Interim Superintendent
- C) Discussion and Possible Action for the Purpose of Extending a Contract Offer and Possible signing of Contract by the Lone Finalist, Dr. René Gutiérrez, for McAllen ISD Superintendent Contract Start Date of November 27, 2023 268
- D) Discussion Regarding School Safety and Security
- E) Pending and/or Potential Litigation
- F) Possible Real Estate Acquisition

**14. SCHEDULE OF FUTURE MEETINGS**

- A) Special Board Meeting - November 16, 2023 - 5:00 PM Dr. Ricardo Chapa Board Room/Administration Building
- B) Special Board Meeting - December 4, 2023 - 5:30 PM Auditorium/McAllen High School
- C) Regular Board Meeting - December 18, 2023 - 5:00 PM Dr. Ricardo Chapa Board Room/Administration Building
- D) Regular Board Meeting - January 22, 2024 - 5:30 PM Dr. Ricardo Chapa Board Room/Administration Building

**15. ADJOURNMENT**

---

*If, during the course of the meeting, discussion of any item on the agenda should be held in a closed meeting, the Board will conduct a closed meeting in accordance with the Texas Open Meetings Act, Government Code, Chapter 551, Subchapters D and E. Before any closed meeting is convened, the presiding officer will publicly identify the section or sections of the Act authorizing the closed meeting. All final votes, actions, or decisions will be taken in open meeting.*

*Pursuant to Texas Government Code 551.127, a member or employee of a governmental body is authorized to participate remotely in a meeting of the governmental body through a videoconference call, as long as a quorum of the governmental body is*

*physically present at the location of the Board Meeting. Any video conference conducted pursuant to this section will comply with the technical requirements of this section.*

*Pursuant to Texas Government Code 551.129, the Board of Trustees may use a telephone conference call, video conference call, or communications over the internet to conduct a public consultation with its attorney in an open meeting of the governmental body, or, a private consultation with its attorney in closed meeting of the governmental body.*


*The notice for this meeting was posted in compliance with the Texas Open Meeting Act on November 10, 2023 at 3:00 P.M.  
Natalia Goza  
on behalf of the Board of Trustees*

**BOARD AGENDA REPORT  
MCALLEN INDEPENDENT SCHOOL DISTRICT**

**MEETING DATE:** November 13, 2023

**Attachment:**

**SUBMITTED BY:** Jenny Ann Vega

**SUPERVISOR:**   
Maribelle Elizondo (Nov 8, 2023 13:29 CST)

**Approved for presentation to the Board of Education:**



**7** Interim Superintendent of Schools

**Request for Proposal No. 2024-1018 Professional Development Library Books, Audiovisual Supplies Equipment,  
Software and Related Products and Services (Round 1)**

<b>No.</b>	<b>Responding Supplier</b>	<b>City</b>	<b>State</b>	<b>Recommendation</b>
1	The Continental Press, Inc.	Elizabethtown	PA	Qualified
2	Gallopade International Inc.	PEACHTREE CTY	GA	Qualified
3	LibraryPass, Inc.	Ft. Worth	TX	Qualified
4	Perma-Bound Books (Hertzberg-New Method, Inc.)	Jacksonville	IL	Qualified
5	The Child's World, Inc	Parker	CO	Qualified
6	The Penworthy Company	Milwaukee	WI	Qualified
7	W.T. Cox Information Services (Cox Subscriptions, Inc.)	Shallotte	NC	Qualified

**BOARD AGENDA REPORT  
MCALLEN INDEPENDENT SCHOOL DISTRICT**

**MEETING DATE:** November 13, 2023

**Attachment:**

**SUBMITTED BY:** *Lilia Sandoval Silva*

**SUPERVISOR:** *M. Elizondo*  
Maribelle Elizondo (Nov 8, 2023 13:28 CST)

**Approved for presentation to the Board of Education:**

*Rosalba De Hoyos*

9 \_\_\_\_\_  
**Interim Superintendent of Schools**

RECOMMENDED VENDORS  
Request for Proposal No. 2024-1022  
Career and Technical Education Instructional Supplies, Materials,  
Equipment and Related Services (Round 1)


<b>No.</b>	<b>Vendor Name</b>	<b>City</b>	<b>State</b>	<b>Recommendation</b>
1	American Oxygen Company	Brownsville	TX	Recommended
2	CareerSafe	College Station	TX	Recommended
3	Complete Book and Media Supply, LLC	Cedar Park	TX	Recommended
4	Gallopade International Inc.	Peachtree Cty	GA	Recommended
5	Gateway Printing & Office Supply, Inc.	Edinburg	TX	Recommended
6	Francisco J. Melendez dba United Welding Supply	Edinburg	TX	Recommended
7	Lab Resources, Inc.	Tomball	TX	Recommended
8	Penn State Industries	Philadelphia	PA	Recommended
9	Pret a Porter Corp	Brownsville	TX	Recommended
10	REV Robotics LLC	Carrollton	TX	Recommended
11	Technical Laboratory Systems INC	Houston	TX	Recommended
12	TechTerra Education LLC	Durham	NC	Recommended
13	Texas Art Supply Company	Houston	TX	Recommended

**BOARD AGENDA REPORT  
MCALLEN INDEPENDENT SCHOOL DISTRICT**

**MEETING DATE:** November 13, 2023

**Attachment:**

**SUBMITTED BY:** 

**SUPERVISOR:**   
Maribelle Elizondo (Nov 8, 2023 13:29 CST)

**Approved for presentation to the Board of Education:**



11 \_\_\_\_\_  
**Interim Superintendent of Schools**

**RECOMMENDED VENDORS**

Request for Proposal No. 2022-1038

Special Education Equipment, Supplies, Services, and Related Products (Round 15)


<b>No.</b>	<b>Vendor Name</b>	<b>City</b>	<b>State</b>	<b>Recommendation</b>
1	Costa Therapy Institute, LLC	Brownsville	TX	Recommended
2	Marimar Gomez LLC	Pharr	TX	Recommended

**BOARD AGENDA REPORT  
MCALLEN INDEPENDENT SCHOOL DISTRICT**

**MEETING DATE:** November 13, 2023

**Attachment:**

**SUBMITTED BY:** 

**SUPERVISOR:**   
Maribelle Elizondo (Nov 10, 2023 08:55 CST)

**Approved for presentation to the Board of Education:**



**13** \_\_\_\_\_  
**Interim Superintendent of Schools**



SOUTH TEXAS  
COLLEGE

## Dual Credit Programs PRINCIPAL AGREEMENT

For Dual Credit courses taught by South Texas College Faculty and Dual Credit Faculty

Name of ISD: McAllen Independent School District Name of High School: Achieve Early College High School

High School Administrators should be familiar with and abide by the provisions found in the South Texas College (STC) Dual Credit Programs Interlocal Agreement and in the *Dual Credit Programs Instructional and Quality Standards Manual*.

Fulfillment of the following College Policies and Procedures below will ensure that dual credit students who are enrolled in college-level courses have a college-level experience.

### COLLEGE POLICIES & PROCEDURES

- **Academic Instructional Calendar:** Dual Credit courses must adhere to the College’s Academic Instructional Calendar. Exceptions may be arranged through collaboration between the College and the School District Administrator.
- **Classroom & Teaching Environment:** In order for dual credit students to receive the appropriate college-level instruction, the School District Administrator will ensure:
  - Designate a classroom for the college dual credit courses;
  - Display the signs provided by the College outside of the classroom that indicates “College Course is in Session”;
  - Assure no interruptions take place of the college dual credit course while in session, except for official business or emergencies. Removing students for high school activities should be avoided.
  - Ensure dual credit students receive their Textbooks and required Material/Consumables prior to the first-class day. Exceptions must be discussed with the Dean of Dual Credit Programs and the Department Chair.
  - Ensure that STC Faculty, Dual Credit Faculty, and dual credit students have appropriate access to all available instructional resources and essential technology;
    - Provide dual credit students with appropriate access to all available instructional resources and essential technology such as an electronic device, wireless technology, internet access, and a Webcam to access their dual credit course(s).
    - Permit support for dual credit students to download the Respondus Lockdown Browser (on the school computer or home computer);
    - Permit access to the College’s electronic learning resources such as STC Library Research Database and Blackboard when the course is taught at the High School;
  - Meet the laboratory requirements and safety standards when offering Career & Technical Education and/or Academic courses and have available the required material/equipment that comply with College program requirements.
  - Require Dual Credit Faculty to utilize the College’s approved Learning Management System (Blackboard) for their dual credit course(s) for in-person and/or online instruction, grading, assessment, and communication purposes, as stated in *Board Policy #3111, Instructional Continuity*.
- **Grading Procedures:** All Dual Credit Faculty will follow the College’s Grading System as stated in the College’s *Board Policy #3310, Grading System: Credit Programs*, as well as the grading criteria in the department’s approved syllabus.

## **OVERSIGHT**

The School District Administrator will ensure that the following requirements are met:

- **Enrollment Cap:** Adhere to the enrollment cap of 25 students for STC Faculty teaching at the High School campus.
- **Course Cancellations:** High School Campus **will not** cancel Dual Credit courses assigned to STC Faculty after August 7, 2023 (Fall 2023 semester), January 8, 2024 (Spring 2024 semester), May 20, 2024 (Summer I semester), and June 26, 2024 (Summer II). Should a School District cancel dual credit course(s) with an assigned College Faculty after the advertised deadline, a Late Dual Credit Section Cancellation Fee will be assessed.
- **Course Enrollment:** Dual credit courses assigned to a STC Faculty and/or Dual Credit Faculty must have a minimum of ten (10) students enrolled in Academic sections and seven (7) in Career & Technical Education sections.
- **Student Enrollment:** Ensure school district officials comply with the Dual Credit Programs enrollment deadlines, policies and procedures established by STC.
- **First Week Rosters:** Ensure that Dual Credit Faculty verify the *First Week Class Roster* to validate all dual credit students are enrolled and refer students not on the roster to the appropriate High School counselor. Any dual credit student not listed on the official 12<sup>th</sup> Day Verification Census Date Roster will be removed from the dual credit course.
- **Required Reports:** Dual Credit Faculty will submit all required reporting documents such as: roster verification, Starfish Early Alert System surveys, learning outcome results, syllabi/section outlines, and submission of grades by the deadlines set by the College.
- **Meeting Attendance:** Permit release time so all Dual Credit Faculty can attend required College departmental meetings and the two (2) required professional development days organized by STC held on the Saturday before each full semester begins.
- **Concerns/ Issues with Faculty:** Communicate concerns/issues in a timely manner regarding Dual Credit Faculty and/or STC Faculty to the Dean of Dual Credit Programs.
- **Instructor of Record:** Dual Credit Faculty assigned to teach an online dual credit course are charged with the duties and responsibilities of the instructor of record. As stated in ***Board Policy #3115, Distance Education***, the instructor of record, not an assistant, is the one responsible for delivery of instruction and evaluation of student progress. All Dual Credit students shall be informed that they are able to access the online course at any time, not only during a designated time at the high school.
- **Dual Credit Faculty Absences:** Dual Credit Faculty are obligated to meet the required number of contact hours per semester. Therefore, excessive absences, dismissal of classes, and early release (except in emergency) are in violation of the contract between the Dual Credit Faculty member, STC and the Texas Higher Education Coordinating Board. Thus, any absences by the Dual Credit Faculty must be reported to their Program Chair to ensure meeting of required contact hours.
- **Student Withdrawals:** Students requesting to withdraw after Census Day must initiate the withdrawal process by sending a request to the Office of Admissions and Records. The student must submit a Schedule Change Form or email with instructor approval to the Office of Admissions and Records by the established deadline for withdrawals. Requests may be submitted in person or emailed to [admissions@southtexascollege.edu](mailto:admissions@southtexascollege.edu)

**In support of the partnership between STC and School District, STC Faculty teaching dual credit courses will:**

- Contact the school when planning to be absent or delayed to class;
- Allow students to be absent for school-required state exams without penalty;
- Not remove/drop any student from the course without notifying a school official;



**BOARD AGENDA REPORT  
MCALLEN INDEPENDENT SCHOOL DISTRICT**

**MEETING DATE:** November 13, 2023

**SUBJECT:** Discussion and Possible Action on Memorandum of Understanding No. 2024-202 Health and Human Services Commission Early Childhood Intervention Services with Region One ESC

**REFERENCE:** Goal 1 - Student Achievement/Student Focus, Strategy 5 - Partnerships with Business/Civic/Educational Organizations

**BACKGROUND INFORMATION/REASON FOR BOARD CONSIDERATION:**

The McAllen Independent School District ("District") has partnered with Health and Human Services Commission ("HHSC") Early Childhood Intervention ("ECI") Services through Region One ESC to provide assistance to the Regional Day School Program for the Deaf ("RDSPD") in determining if a child is potentially eligible for special education services under Part B of IDEA.

**ADMINISTRATIVE CONSIDERATIONS/FACTS AND ANALYSIS:**

The Memorandum of Understanding allows HHSC ECI Services to provide notification to the District's Regional Day School Program for the Deaf ("RDSPD") if a child is determined to be potentially eligible for Part B services and will provide the referral for ophthalmological, optometric, audiological, and otological evaluations when required for determining eligibility for ECI services.

**LEGAL REVIEW:**

The Memorandum of Understanding has been approved by legal counsel.

**BUDGETARY CONSIDERATIONS:**

None.

**RECOMMENDED BOARD ACTION:**

Administration recommends that the Board of Trustees approve Memorandum of Understanding No. 2024-202 Health and Human Services Commission Early Childhood Intervention Services with Region One ESC for a term of nine (9) months from November 14, 2023 through August 31, 2024.

**Attachment:**

**SUBMITTED BY:**   
Liza Lara (Nov 8, 2023 08:27 CST)

**SUPERVISOR:**   
Maribelle Elizondo (Nov 8, 2023 13:24 CST)

For further information contact:  
Name: Mrs. Liza Lara  
Director of RDSPD  
Office: 956-971-4500  
eMail: liza.lara@mcallenisd.net

**Approved for presentation to the Board of Education:**



# **HEALTH AND HUMAN SERVICES COMMISSION EARLY CHILDHOOD INTERVENTION SERVICES**



**TEXAS**  
Health and Human  
Services

*Medical and  
Social Services*

## **LOCAL MEMORANDUM OF UNDERSTANDING FISCAL YEAR 2023-2024**

- I. General Contact Information**
- II. Transition Notification**
- III. Transition Conference**
- IV. Services to ECI Enrolled Children with Deaf and Hard of Hearing and/or Vision Impairments**

## I. General Contact Information

ECI Program:	<b>Region One ESC/ECI Program</b> 1900 W. Schunior, Edinburg, TX 78541 Phone: 956-984-6131 Fax: 956-984-7648 <a href="http://www.esc1.net">www.esc1.net</a>
ECI Administrator:	<b>Theresa Cantu</b> 956-984-6131 <a href="mailto:marycantu@esc1.net">marycantu@esc1.net</a>
ECI Directors:	
Hidalgo County	<b>Esmeralda Mora</b> 956-984-6160 <a href="mailto:emora@esc1.net">emora@esc1.net</a>
Cameron County	<b>Celina Perez</b> 956-984-2102 <a href="mailto:cgperez@esc1.net">cgperez@esc1.net</a>
Local Education Agency:	<b>Regional Day School for the Deaf</b> 956-971-4500
RDSPD Director:	<b>Liza Lara</b> 956-971-4500 <a href="mailto:Liza.lara@mcallenisd.net">Liza.lara@mcallenisd.net</a>
Primary Contact for Transition:	<b>Jessica Rios</b> <a href="mailto:Jessica.rios@mcallenisd.net">Jessica.rios@mcallenisd.net</a>
Primary Contact for DHH services:	<b>Jessica Rios</b> <a href="mailto:Jessica.rios@mcallenisd.net">Jessica.rios@mcallenisd.net</a>
Primary Contact for VI services:	

## **II. TRANSITION NOTIFICATION**

### **ECI Responsibilities:**

1. ECI determines if child is potentially eligible for special education services under Part B of IDEA.
2. Prior to notifying the appropriate LEA that a child is potentially eligible for Part B services, ECI provides written notification to the child's parent advising the parent of:
  - a. The information that will be disclosed, including the limited personally identifiable information (child's name, child's date of birth, parent's name, address, and telephone number), and the home language of the child.
  - b. The scheduled LEA notification date; and
  - c. The right to opt out of the disclosure in writing at any time up until the time of the scheduled LEA notification date.
3. For a child, whose parent has not opted out of the disclosure within the prescribed timeline, ECI notifies the LEA at least 90 days before the child's third birthday that the child is potentially eligible for Part B services.
4. When ECI provides notification of a potentially eligible child less than 90 days before the child's third birthday, ECI provides a written explanation to the LEA stating the reason for the delay:
  - a. The parent previously declined the referral
  - b. Enrollment in ECI occurred when the child was between 33 and 27 months of age.
  - c. Program reasons delayed the referral.
5. If a child is enrolled late in ECI services (fewer than 90 days and more than 45 days before the child's third birthday), ECI determines as soon as possible whether the child is potentially eligible for Part B services. If the child is determined to be potentially eligible for Part B services, ECI provides notification to the LEA as soon as possible, unless the parent opts out of the disclosure in writing.
6. If a child is referred to ECI fewer than 45 days before the child's third birthday and the child may be potentially eligible for Part B services, ECI, with parental consent will refer the child to the LEA for a Part B eligibility determination. ECI is not required to determine the child's eligibility for ECI services in the situation.
7. With parental consent, ECI refers all children who have or are suspected of having an DHH or a VI to the LEA for an evaluation by a teacher certified to teach children with DHH or VI, whichever is appropriate.

## **LEA Responsibilities:**

1. LEAs understand that receiving notification of a child who is potentially eligible for Part B services constitutes a referral to the Part B system and that steps must be taken to initiate the evaluation process to determine whether the child is eligible for Part B services.
2. LEAs coordinate efforts with ECI programs to support parent involvement in the transition planning process.

## **III. Transition Conference**

1. ECI obtains parental consent from the parents to contact the school district.
2. If a child is determined potentially eligible for LEA services, ECI obtains parental consent to contact the LEA to schedule a transition conference no fewer than 90 days prior to the child's third birthday, and at the discretion of all parties, not more than nine months before the child's third birthday to discuss any services the child may receive under Part B.
3. The request for transition conference will be sent to the LEA via the LEA notification and Transition Conference document. The form will be faxed or scanned through email along with a copy of the parental consent for release of information. The document will contain the child's initial IFSP/enrollment date to assist the LEA in compliance with Child Find (SPPI-11 & SPPI-12) in the Texas Student Data System. Once scheduled, the ECI staff will invite other district staff that want to attend, including DHH and VI teachers, if applicable.
4. A face-to-face transition conference must be held at least 90 days before the child's third birthday.
5. To assist the LEA in determining eligibility, ECI with parental consent, must send the LEA the most recent (within the year):
  - a. Evaluations (i.e., current Vision and Hearing report from doctor or nurse, etc.)
  - b. Assessments
  - c. IFSP's

The transition conference may be held at the family's home, at a school campus, or at another mutually agreed upon location. With parental consent, in addition to the family, the following individuals should also attend the meeting: ECI staff, a school representative, HHS for Blind and Visually Impaired Services specialist if the child has

a vision impairment, or HHS Office of Deaf and Hard of Hearing Services regional specialist if a child has a hearing impairment.

6. The LEA referral Packet is filled out following the transition meeting.
7. A Full Individual Evaluation (FIE) and /or a speech evaluation are completed by the school district.
8. The Admission, Review, Dismissal (ARD) meeting is scheduled and held.  
ECI is invited if school personnel or parents request their presence, but ECI attendance is not mandatory at the ARD meeting.
9. ECI continues to provide early intervention services to the child until the child's third birthday even if the ARD meeting has occurred and the Individual Education Plan (IEP) has been signed. However, ECI stops providing services to the child when:
  - The child reaches his or her third birthday.
  - The parent requests to no longer receive early intervention services.
  - The child begins receiving the same services from the LEA.
10. The child begins receiving services from the school district on his or her 3<sup>rd</sup> birthday. However, if the child's third birthday occurs during the summer, the IEP team determines the start date of the IEP.
11. If the child will be going to Head Start and receiving services from the school district, ECI, with parental consent, will contact the school district staff and the Head Start staff to attend the transition conference.
12. To ensure a smooth transition from ECI to the school district, transition conference, which are due during the summer months, may be scheduled before May.

#### **IV. Services to ECI Enrolled Children with Deaf and Hard of Hearing and/or Vision Impairments**

1. ECI conducts a vision and a hearing screening on every referral.
2. If vision or hearing loss is suspected, ECI refers, with parental consent, for an audiological exam, ophthalmological exam and/or an exam by an ophthalmologist using TEA recommended forms. The referral must be made within 5 working days from failure of the screening. If

the child already under the care of an ENT or ophthalmologist, ECI staff will obtain parental consent to obtain the most recent test results.

3. ECI is only responsible for providing ophthalmological, optometric, audiological, and ontological evaluations when required for determining eligibility for ECI services.
4. If ECI receives a completed medical report that indicates vision or auditory impairment, ECI refers the child to the LEA, HHSC Division for Blind Services and Regional Day School Program for the Deaf, with parental consent, within five business days of receiving the report.
5. The specialized DHH and VI district staff will provide information and support to ECI staff during the referral-assessment phase as long as there is parental consent.
6. The ECI "Prior Written Notice for Eligibility Determination, Service Implementation and Discontinuation of Services" form must be used for all test administered by the LEA.
7. Children whose assessment results indicate a vision loss are referred to the LEA for a Functional Vision Evaluation (FVE), a Learning Media Assessment (LMA), and an Orientation and Mobility Evaluation (OME).
8. Children whose assessment results indicate an auditory loss are referred to the LEA for a communication assessment.
9. The DHH or VI certified teacher provides the evaluation and eligibility determinations for ECI services. Therefore, it is imperative that a complete copy of the DHH and/or VI assessment tool and report are provided to ECI by the LEA upon eligibility determination. Preferably, these tests are conducted as part of the initial assessment for ECI using the team approach and avoiding extra meetings for the family.
10. The Individual Family Service Plan (IFSP) meeting is held to develop the IFSP. The DHH and/or VI teacher is required to attend initial and

annual IFSP meetings. The DHH and or VI certified teacher is not required to attend other IFSP meeting such as Complete Reviews, when issues related to DHH/VI services are not affected by the changes.

11. ECI provides the certified teacher with a 10-day written notice of the meeting. The teachers may agree to hold the meeting sooner than the 10 days. DHH and VI teachers review and sign all revisions to the IFSP, even if they do not attend the meetings.

12. Information the school district and ECI need for the child's record is:

A. ECI will give copies of the following to the LEA:

For DHH: Otological Assessment (Part A)  
Audiological Assessment (Part B)

For VI: Texas Eye Medical Report

For Both: IFSP including all IFSP reviews

B. The LEA will give copies of the following to ECI:

For DHH: Communication Assessment (Part C)

For VI: Functional Vision Evaluation (FVE)  
Learning Medical Assessment (LMA)  
Orientation and Mobility Evaluation (OME)

13. The DHH and VI certified teacher provide services to ECI children as designated in the IFSP plan.

14. The DHH and VI certified teacher assist ECI in meeting HHS ECI State Indicator 1 by complying to begin the initial service visit no later than 28 days after the IFSP is signed by the parent.

15. If DHH or VI teachers become aware of any changes in family circumstances, that information will be communicated to the ECI assigned case manager (i.e., no show visits, change of address, etc.)

16. In the event the DHH and VI certified teacher recommends a change in services provision (including frequency and intensity) this will require an IFSP meeting or a complete review with changes. The IFSP service grid must be signed by parent and all direct service providers for the change to take effect.

17. Progress notes are kept by the DHH and VI teacher to document the status and occurrences for each case. Progress notes are submitted to the ECI program weekly when services are delivered.

18. The ECI Program is responsible for providing services year-round. Services to children with deaf and hard of hearing and visual impairments must receive services as designated in the IFSP including the summer months.

This MOU will be reviewed annually. This MOU is effective upon the signature by all the parties and shall continue in effect until 08/31/2024

---

RDSPD Representative	Date
 Mary Cantu (Sep 25, 2023 08:58 CDT)	Sep 25, 2023
ECI Representative	Date

---

President of Board of Trustees	Date
--------------------------------	------

---

RDSPD Legal Counsel	Date
---------------------	------

References and Resources  
HHS.ECI of Texas -[www.hhs.texas.gov](http://www.hhs.texas.gov)  
Texas Education Agency Website - MOU for DHH/VI/ECI services:<http://ritter.tea.state.tx.us/special.ed/mou/aivimou.html>

Approved as to form:  
O'Hanlon, Demerath & Castillo


By:   
Kevin O'Hanlon, Attorney

**BOARD AGENDA REPORT  
MCALLEN INDEPENDENT SCHOOL DISTRICT**

**MEETING DATE:** November 13, 2023

**Attachment:**

**SUBMITTED BY:** \_\_\_\_\_

**SUPERVISOR:**   
Nov 7, 2023

**Approved for presentation to the Board of Education:**



26 \_\_\_\_\_  
**Interim Superintendent of Schools**

Nov 8, 2023

Last Name	First Name	Role	Status	Campus	Certification Year
<b>Ellis</b>	<b>Robyn</b>	<b>Assistant School Administrator</b>	<b>Certified</b>	<b>RDSPD</b>	<b>2023-2024</b>
Friedlein-Garcia	Katherine	Assistant School Administrator	Certified	AECHS	2023-2024
Saenz	Sandra	Assistant School Administrator	Certified	AECHS	2023-2024
Carmona	Miguel	School Administrator	Certified	AECHS	2023-2024
Leo	Melissa	Assistant School Administrator	Certified	Alvarez ES	2023-2024
Lara	Melissa	School Administrator	Certified	Alvarez ES	2023-2024
Alvarado	Cristina	Assistant School Administrator	Certified	Brown MS	2023-2024
Garcia	Manuel	School Administrator	Certified	Brown MS	2023-2024
Hernandez	Carlos	Assistant School Administrator	Certified	Castaneda ES	2023-2024
Rodriguez	Jessica	School Administrator	Certified	Castaneda ES	2023-2024
Saenz	Yvonne	Assistant School Administrator	Certified	Cathey MS	2023-2024
Zavala	Justin	Assistant School Administrator	Certified	Cathey MS	2023-2024
Herrera	Miguel	School Administrator	Certified	Cathey MS	2023-2024
Alaniz	Kimberly	Assistant School Administrator	Certified	DeLeon MS	2023-2024
Skretta	Marla	Assistant School Administrator	Certified	DeLeon MS	2023-2024
Alaniz Jr.	Ignacio	School Administrator	Certified	DeLeon MS	2023-2024
Guerra	Veronica	Assistant School Administrator	Certified	Escandon ES	2023-2024
Rodriguez	Karla	School Administrator	Certified	Escandon ES	2023-2024
Ramirez	Marisa	Assistant School Administrator	Certified	Fields ES	2023-2024
Trdla	Teresa	School Administrator	Certified	Fields ES	2023-2024
Evans	Aida	Assistant School Administrator	Certified	Fossum MS	2023-2024
Trevino	Nora	Assistant School Administrator	Certified	Fossum MS	2023-2024
Camacho	Consuelo	School Administrator	Certified	Fossum MS	2023-2024
Lopez	April	Assistant School Administrator	Certified	Garza ES	2023-2024
Valenzuela	Nancy	School Administrator	Certified	Garza ES	2023-2024
Alaniz Lopez	Jennifer	Assistant School Administrator	Certified	Gonzalez ES	2023-2024
Hernandez	Christina	School Administrator	Certified	Gonzalez ES	2023-2024
Villanueva	Rachel	Assistant School Administrator	Certified	Hendricks ES	2023-2024
Garza	Monica	School Administrator	Certified	Hendricks ES	2023-2024
Cardoza	Ernesto	Assistant School Administrator	Certified	Houston ES	2023-2024
Lowe	Jessica	School Administrator	Certified	Houston ES	2023-2024

Tamez	Richard	Assistant School Administrator	Certified	I & G Center	2023-2024
Gutierrez	Fernando	School Administrator	Certified	I & G Center	2023-2024
Flores	Ana Lisa	Assistant School Administrator	Certified	Jackson ES	2023-2024
Salinas	Erika	School Administrator	Certified	Jackson ES	2023-2024
Sanchez	Nora	Assistant School Administrator	Certified	Lamar Academy	2023-2024
Nino	Jeanette	School Administrator	Certified	Lamar Academy	2023-2024
Babauta	Linda	Assistant School Administrator	Certified	McAllen HS	2023-2024
Gonzalez	Jessica	Assistant School Administrator	Certified	McAllen HS	2023-2024
Hernandez	Edna	Assistant School Administrator	Certified	McAllen HS	2023-2024
Pena	Jo	Assistant School Administrator	Certified	McAllen HS	2023-2024
Perez	Herman	Assistant School Administrator	Certified	McAllen HS	2023-2024
Canales	Albert	School Administrator	Certified	McAllen HS	2023-2024
Garcia	Jaime	Assistant School Administrator	Certified	McAuliffe ES	2023-2024
Caldwell	Yvonne	School Administrator	Certified	McAuliffe ES	2023-2024
Castillo	Ramiro	Assistant School Administrator	Certified	Memorial HS	2023-2024
Gonzalez	Joanna	Assistant School Administrator	Certified	Memorial HS	2023-2024
Lozano	Jesus Miguel Angel	Assistant School Administrator	Certified	Memorial HS	2023-2024
Ramirez	Leslee	Assistant School Administrator	Certified	Memorial HS	2023-2024
Rodriguez	Cassandra	Assistant School Administrator	Certified	Memorial HS	2023-2024
Alvarez	Pedro	School Administrator	Certified	Memorial HS	2023-2024
Palacios	Rossi	Assistant School Administrator	Certified	Milam ES	2023-2024
Sanchez	Amanda	Assistant School Administrator	Certified	Milam ES	2023-2024
Friedlein	Stephanie	School Administrator	Certified	Milam ES	2023-2024
<b>Vacant</b>	<b>Vacant</b>	Assistant School Administrator	Certified	Morris MS	2023-2024
Mendez	Olga	Assistant School Administrator	Certified	Morris MS	2023-2024
Bechtold	Rebecca	School Administrator	Certified	Morris MS	2023-2024
Garcia	Laura	Assistant School Administrator	Certified	Perez ES	2023-2024
Delgado	Veronica	School Administrator	Certified	Perez ES	2023-2024
Montes	Yesenia	Assistant School Administrator	Certified	Rayburn ES	2023-2024
Partida	Clarissa	School Administrator	Certified	Rayburn ES	2023-2024
Lara	Liza	Assistant School Administrator	Certified	RDSPD	2023-2024
Martinez	Norma	Assistant School Administrator	Certified	Roosevelt ES	2023-2024

Montgomery	Rachel	Assistant School Administrator	Certified	Roosevelt ES	2023-2024
de la Garza	Aissa	Assistant School Administrator	Certified	Rowe HS	2023-2024
Macias	Ruben	Assistant School Administrator	Certified	Rowe HS	2023-2024
Pitchford	Sandra	Assistant School Administrator	Certified	Rowe HS	2023-2024
Snelling	Olga	Assistant School Administrator	Certified	Rowe HS	2023-2024
Tamez	Sergio	Assistant School Administrator	Certified	Rowe HS	2023-2024
Gutierrez	Alfredo	School Administrator	Certified	Rowe HS	2023-2024
Partida	Veronica	Assistant School Administrator	Certified	Sanchez ES	2023-2024
Rodriguez	Veronica	School Administrator	Certified	Sanchez ES	2023-2024
Bzibziak	Donna	Assistant School Administrator	Certified	Seguin ES	2023-2024
Nevarez	Juan	School Administrator	Certified	Seguin ES	2023-2024
Barnett-Bermea	Karla	Assistant School Administrator	Certified	Special Education	2023-2024
Ramirez	Leonel	Assistant School Administrator	Certified	Special Education	2023-2024
Chapa	Marisela	Assistant School Administrator	Certified	Thigpen-Zavala ES	2023-2024
Casas	Sonia	School Administrator	Certified	Thigpen-Zavala ES	2023-2024
Guerrero	Fayna	Assistant School Administrator	Certified	Travis MS	2023-2024
<b>Vacant</b>	<b>Vacant</b>	School Administrator	Certified	Travis MS	2023-2024
Flores	Karime	Assistant School Administrator	Certified	Wilson ES	2023-2024
Garcia	Erika	School Administrator	Certified	Wilson ES	2023-2024

**BOARD AGENDA REPORT  
MCALLEN INDEPENDENT SCHOOL DISTRICT**

**MEETING DATE:** November 13, 2023

**Attachment:**

**SUBMITTED BY:** 

**SUPERVISOR:** 

**Approved for presentation to the Board of Education:**



**30** \_\_\_\_\_  
**Interim Superintendent of Schools**

STATE OF TEXAS }  
COUNTY OF HIDALGO }  
CITY OF MCALLEN }

**BASIC AGREEMENT**

This Agreement made and entered into on this the 1<sup>st</sup> day of October 2023, by and between the City of McAllen, a political subdivision of the State of Texas, hereinafter referred to as "**CITY**", and McAllen Independent School District, hereinafter referred to as "**DISTRICT**".

**WITNESSETH**

**WHEREAS, DISTRICT** desires to carry out eligible activities as described in the attached **EXHIBIT A: STATEMENT OF WORK**, of this Agreement, and permitted by Title I of the Housing and Community Development Act of 1992 (1992 Act) pursuant to the U. S. Department of Housing and Urban Development (HUD) Community Development Block Grant (CDBG) Program Entitlement Grant Regulations and covered in 24 CFR Part 570 and activities deemed as eligible under 24 CFR Subpart C.

**WHEREAS,** the **CITY** proposes to contract with **DISTRICT** in order that the eligible activities described in **EXHIBIT A: STATEMENT OF WORK** can be carried out for the benefit of low and moderate income residents in the **CITY's** jurisdiction and said activities will meet a National Objective as noted in 24 CFR Part 570.200(a)(1), 570.200(a)(2) and 570.201-.209

**NOW, THEREFORE, KNOW BY THESE PRESENTS:** That for and in consideration of the mutual covenants and agreements herein set forth and other good and valuable consideration which abide by 24 CFR Part 570.503 Agreement with Subrecipients, the **CITY** and the **DISTRICT** do mutually agree as follows:

**SECTION I  
RULES AND REGULATIONS**

**DISTRICT** agrees to cooperate with the **CITY** in respect to the implementation of CDBG activities to be carried out by **DISTRICT** pursuant to 24 CFR Part 570, 2 CFR Part 200 (Uniform Administrative Requirements, Cost Principles and Audit Requirements for Federal Awards) and other rules, regulations and decisions as may be made by HUD or any other federal or state agency that may legally exercise its jurisdiction over expenditures of CDBG program funds.

**DISTRICT** agrees to act as intermediary in the provision of assistance to private for-profit businesses, including, but not limited to, grants, loans, loan guarantees, interest supplements, technical assistance, and other forms of support, for any activity where the assistance is appropriate to carry out an economic development project.

Information may be found at [www.ecfr.gov](http://www.ecfr.gov).

## SECTION II STATEMENT OF WORK

**DISTRICT** agrees to perform services as outlined in **EXHIBIT A: STATEMENT OF WORK** for and in consideration of payment in the amount of One Hundred and Seventy Five Thousand Dollars (\$175,000) and as delineated in **EXHIBIT B: GRANT BUDGET/PROJECT MILESTONES**.

**DISTRICT** agrees to notify **CITY**, in writing, of any changes in its Statement of Work, or Grant Budget. **DISTRICT** shall obtain approval, in writing, from **CITY** prior to commencing work on any changes made to the **EXHIBITS A-B**.

Time for performance for this Agreement shall be for a period of twelve (12) months beginning October 1, 2023, and ending September 30, 2024, provided however obligations which specifically or by implication are to be performed after September 30, 2024 shall continue to be enforced after such date. **CITY** shall not be liable for costs incurred or performances rendered by **DISTRICT** before commencement of this Agreement or after termination of this Agreement. Allowable costs will only be reimbursed for expenses incurred during the period of performance described in 24 CFR Part 570.503 and 2 CFR Part 200.309 (Period of Performance).

Statement of Work inclusive of schedule, milestones and budget and/or their modification adhere to requirements so enumerated in 24 CFR Part 570.502, 570.503(b)(1) and 2 CFR Part 200.308.

## SECTION III RECORDS AND REPORTS

**DISTRICT** agrees to establish and maintain records and reports for a minimum of three years following the submission of the final report and agrees to make those records and reports available to the **CITY**, HUD, and any other local, state or federal agency or authority that may exercise jurisdiction over CDBG funds. Records include but are not limited to documentation that establishes that the service is designated for the benefit of low- and moderate-income persons who reside within the corporate limits of City.

**DISTRICT** must remit to **CITY** a Monthly Activity Report by the 25<sup>th</sup> of each month.

**DISTRICT** must remit all expenditure requests for payment no later than 30 days after September 30, 2024. Request for reimbursement submitted after October 30, 2024 may not be paid and **DISTRICT** shall forfeit to **CITY** all unspent and non-requested funds. However, if **DISTRICT** demonstrates that delays or departure from the schedule is due to circumstances beyond its control, **CITY** and **DISTRICT** may amend time of performance.

**DISTRICT** is required to maintain an active registration in the System of Awards Management (SAM) for the duration of this agreement. Further, **CITY** may require

information necessary to complete the Federal Funding Accountability and Transparency Act (FFATA) or any other Grant specific report to be furnished by **DISTRICT** as detailed in 2 CFR Part 200.300 (Statutory and National Policy Requirements).

Notwithstanding 2 CFR 200.337, **CITY** and **DISTRICT** recipients shall provide citizens with reasonable access to records regarding the past use of CDBG funds, consistent with applicable State and local laws regarding privacy and obligations of confidentiality in accordance with 24 CFR Part 570.508.

**DISTRICT** and **CITY** shall comply with 2 CFR Part 200.82 regarding Protected Personally Identifiable Information

Records, Record Keeping, Retention and Reports adhere to requirements so enumerated in 24 CFR Part 570.502, 570.502(a)(7), 570.503(b)(2), 570.506 and 570.507.

#### **SECTION IV MONITORING VISITS**

**DISTRICT** shall attend an orientation prior to the first draw of funds.

**CITY** shall provide a technical assistance seminar, if requested, and will follow **DISTRICT's** monitoring schedule as detailed in the Consolidated Plan and Strategy.

**CITY** will notify **DISTRICT** no less than one week in advance of on-site monitoring visits to assure compliance with applicable Federal requirements and that performance goals are being achieved as per 2 CFR Parts 200.301 (Performance Measurement) and Part 328 (Monitoring and Reporting Program Performance) as well as 24 CFR Part 570.501(b), .502 and 503 (Grant Administration).

Subsequent to each monitoring visit, **CITY** shall provide **DISTRICT** with a written report of the monitor's determinations. If the monitoring report notes deficiencies in **DISTRICT's** performance under the terms of this Agreement, the monitoring report shall also include requirements for the timely correction of such deficiencies by **DISTRICT**.

Failure by **DISTRICT** to take action specified in the monitoring report may be cause for suspension or termination of this Agreement, as provided in Section VIII – Suspension and Termination.

In addition, **DISTRICT** shall give **CITY**, HUD, Inspector General, the Comptroller General of the United States, and any of their duly authorized representatives, unobstructed and full access to and the right to examine all books, accounts, records, reports, files, and other papers, things, or property belonging to or in use by **DISTRICT** pertaining to this Agreement as provided in 2 CFR Part 200.336 (Access to Records).

**SECTION V  
COMPENSATION, METHOD OF PAYMENT, AND PROGRAM INCOME**

**DISTRICT** agrees to follow administrative directions from the **CITY** regarding documenting and processing payment requests as determined during orientation and monitoring visits. All necessary documentation such as canceled checks, paid invoices and time and attendance records, which include case numbers or other identification of beneficiaries, must be submitted with each request for payment. **CITY** may request additional documentation of expenditures from **DISTRICT**, as deemed necessary by **CITY** or facilitated under 2 CFR Part 200 – Uniform Administrative Requirements, Cost Principles and Audit Requirements for Federal Awards and 24 CFR Part 570.502 – Applicability of Uniform Administrative Requirements.

**DISTRICT** and **CITY** agree that, if applicable, program income generated from the use of CDBG funds shall be retained by the **DISTRICT**. If the activity is partially assisted with CDBG funds, the **DISTRICT** agrees to pro-rate the gross income to reflect the percent of CDBG funds assisted in the activity. If generated, **DISTRICT** is to provide to the **CITY** an account of program income on a monthly basis. Program income determinations are found at 24 CFR Part 570.500(a), 570.503(b)(3), 570.504 and 2 CFR Part 200.307

**CITY** is then required to report all CDBG program income earned, retained, and expended. The **DISTRICT** shall be allowed to use program income for the same or similar activities as generated the program income. Failure of the **DISTRICT** to report program income as required shall cause the **CITY** to require all program income to be returned to the **CITY**.

**DISTRICT** and **CITY** agree that all unused CDBG funds will be returned to **CITY** at the end or termination of this agreement.

**SECTION VI  
RELIGIOUS AND POLITICAL ACTIVITIES**

**DISTRICT** and **CITY** agree that none of the funds expended or activities undertaken shall be used in support of any sectarian, religious or political activity, nor shall any building or structure funded under this Agreement be used for sectarian or religious activities in accordance with 24 CFR Part 570.200(j) and .207 – General Policies and Ineligible Activities, respectively.

**SECTION VII  
AUDIT REQUIREMENTS AND FINANCIAL MANAGEMENT**

**DISTRICT** agrees to comply with the applicable requirements and standards as set forth in 2 CFR Part 200.501 (Audit Requirements). Audits shall be conducted annually in accordance with 2 CFR Part 504 (Frequency of Audits). Applicability of audit requirements to CDBG program is noted in 24 CFR Part 570.502(a) and .610.

**DISTRICT** agrees to furnish **CITY** a Financial Management letter covering the period of this Agreement that includes detailed receipts and disbursement of payments to **DISTRICT** hereunder.

However, if **DISTRICT** expends Seven Hundred Fifty Thousand Dollars (\$750,000) or more in federal funds, **DISTRICT** must, within nine (9) months, supply **CITY** with an audit of revenues and expenditures conducted by a Certified Public Accountant and compliant with 2 CFR Part 200.514 (Scope of Audit).

**DISTRICT** acknowledges that a Financial Audit shall be provided to **CITY** at the expense of the **DISTRICT**. Audit shall be available to **CITY**, and any and all applicable federal agencies, and be of unrestricted access, as listed in 2 CFR Part 200.336 (Access to Records).

If the **DISTRICT** expends less than \$750,000 per year in cumulative federal awards, then they are exempt from Part 200.501 for that year; however, records must be available for review or audit by appropriate officials of the federal agency, pass-through entities, non-Federal Agency (**CITY**) and the General Accounting Office.

For the exempt **DISTRICT**, a 990 Tax Return (Return of Organization Exempt From Income Tax), and Financial Statements are required for the most recent fiscal year. Further, **DISTRICT** agrees to cooperate with **CITY** relating to any inquiries regarding the audit.

It is understood that **CITY** and **DISTRICT** have a fiduciary responsibility to meet Financial Management standards and practices so noted in 2 CFR Part 200.302 and as may be applicable under 24 CFR Part 570.502 and 570.610.

## **SECTION VIII SUSPENSION AND TERMINATION**

**DISTRICT** understands that this Agreement may be suspended or terminated, in accordance with 2 CFR Part 200.339 (A)(4) (Termination), if the **DISTRICT** materially fails to comply with the provisions of this Agreement, the provisions so listed in **EXHIBITS A – C** or Program Management Standards recognized under 24 CFR Part 570.502, 503(b)(4) and .610.

If **DISTRICT** fails to fulfill in a timely and proper manner its obligations under this Agreement, or **DISTRICT** violates the Agreements or any stipulations of this Agreement, then the **CITY** shall provide **DISTRICT** written notification of such non-performance. Such non-performance may be the basis for immediate termination of this Agreement. Should any breach of Agreement relate to a violation of federal law or regulation that results in HUD demanding reimbursement from the **CITY**, **DISTRICT** or its successor, the **CITY** will terminate Agreement and seek reimbursement of all funds from **DISTRICT**.

**DISTRICT** shall not be relieved of the liability to the **CITY** for damages sustained by the **CITY** by virtue of any breach of this Agreement by **DISTRICT**. Further, **CITY** may withhold any payments to **DISTRICT** for violations of federal regulations. Should the **CITY** become aware of any activity by **DISTRICT**, which would jeopardize the **CITY'S** position with HUD, or which would cause a payback of federal funds, then **CITY** may take appropriate action including injunctive relief against **DISTRICT** to prevent the aforesaid transaction. Failure of the **CITY** to exercise any right shall in no way constitute a waiver by **CITY** to otherwise demand payment or seek any other relief in law or in equity to which it may be justly entitled.

It is expressly agreed that this Agreement may not be amended except upon the joint action of both the **CITY** and **DISTRICT**.

Except in cases of Termination of Grant for Convenience (24 CFR Part 570.509(e)) or Termination for Cause (570.509(f)), **CITY** will conform to grant closeout procedures noted in 570.509(a-d)

## **SECTION IX ASSETS**

**DISTRICT** shall not purchase any item or asset unless so permitted by the **CITY** and such procurement shall be done in the form and manner prescribed by **CITY**. **CITY** shall own all equipment purchased by **DISTRICT** utilizing CDBG funds and furnished to **DISTRICT** under this agreement until the equipment's useful life has expired. Assets may include equipment as defined in 2CFR Part 200.33.

Any asset acquired or improved in part or in whole with CDBG funds in excess of \$25,000 must be used in an activity that meets one of the national objectives listed in 24 CFR Part 570.208 for a period of five (5) years after the submission of the final report or a longer period if so determined by the **CITY**.

**CITY's** written approval must be obtained prior to the disposition of any asset improved or acquired in part or in whole with CDBG funds by **DISTRICT**. **CITY** shall be reimbursed the full amount of the disposed value of the asset if the asset is sold.

**CITY** may, at its option, request that such asset be transferred to **CITY** if the asset is no longer being used to meet one of the national objectives or in any case where the **DISTRICT** no longer provides services shown on **EXHIBIT A: STATEMENT OF WORK**.

Purchases of equipment of two thousand five hundred dollars (\$2,500) or more in value will be labeled with a numbered **CITY** CDBG tag.

Reversion of Assets and its applicability is addressed in 24 CFR Part 570.502, 570.503 and 570.505. Furthermore, Real Property requirements are noted in 24 CFR Part 570.502, 570.503(b)(7), 570.505 and 2 CFR Part 200.311.

**SECTION X  
INDEMNITY CLAUSE**

**DISTRICT** agrees to hold **CITY** harmless from, and indemnify **CITY** from and defend **CITY** against any and all claims brought against **CITY** by employees or officers of **DISTRICT** or brought by any third person arising in any manner directly or indirectly from **DISTRICT** programs, activities or events conducted pursuant to this Agreement.

**SECTION XI  
PROCUREMENT**

**DISTRICT** agrees to follow the rules of the **CITY** on the procurement of services, supplies or non-real property in relation to CDBG-funded projects. The legal standards that will apply include the Procurement Standards of the City of McAllen, 2 CFR Part 200.317-.326 (Procurement Standards) and 24 CFR Part 570.502, as applicable. In such case as **DISTRICT** has developed procurement standards governing its operation, **DISTRICT** is required to follow the stricter of **DISTRICT's** or **CITY's** procurement procedures.

**CITY's** traditional procurement procedures are as follows: For purchases up to \$999.99, **DISTRICT** must provide invoice or receipt and cancelled check. For purchases of \$1,000 but not exceeding \$49,999.99, **DISTRICT** must provide a minimum of three quotes on vendor letterhead, invoice or receipt and cancelled check. For purchases of \$50,000 or more, **DISTRICT** must use the competitive sealed bid procedure.

**DISTRICT** is advised to contact **CITY** for assistance in connection with competitive bidding procedures. **DISTRICT** must advertise no less than twice in a newspaper of general circulation. Advertisements must be separated by no less than seven calendar days. Sealed bids must be opened no less than eight calendar days after the second advertisement and bids shall only be awarded by **DISTRICT's** governing board, where applicable.

Non-traditional procurement, such as use of buy board, co-ops, or unit pricing, may be allowed when open and fair competition can be demonstrated. Such methods shall be acceptable when **CITY's** written approval is obtained in advance of award selection.

**SECTION XII  
CONFLICT OF INTEREST**

**DISTRICT** covenants that neither members of its organization or staff members who exercise influence on the decision-making process presently has or will have any interest, direct or indirect, with any person, corporation, company or association that is hired to carry out any of the activities so listed in **EXHIBIT A: STATEMENT OF WORK**. Such requirement is listed in 2 CFR Parts 200.112 (Conflict of Interest) and 200.318(c)(1) (General Procurement Standards) and 24 CFR Part 570.611.

**DISTRICT** agrees that no person who is an elected official, officer, director, employee, consultant, or agent of the **DISTRICT's** organization or the **CITY's** organization shall gain any interest in any corporation, company, or association that is hired to carry out any of the activities so listed in **EXHIBIT A: STATEMENT OF WORK** during their tenure.

No **CITY** employee, elected official, consultant and/or agent shall solicit nor accept gratuities, favors, or anything of monetary value from any person, corporation, company, or association that has been hired or expects to be hired to perform any of the activities so described in **EXHIBIT A: STATEMENT OF WORK**.

**DISTRICT** is responsible for repayment of funds associated with any Conflict of Interest that may occur either knowingly or unknowingly.

### **SECTION XIII LEGAL ACTION AND VENUE**

**DISTRICT** agrees to notify the **CITY** when a problem arises that may lead to legal action or claim against the **DISTRICT**. **DISTRICT** agrees to furnish to **CITY** any information with respect to such action or claim. **DISTRICT** agrees not to take any action with respect to any legal action or claim sought against the **DISTRICT** without the advice and consent of **CITY**.

Venue and jurisdiction of any suit, right or cause of action arising under or in connection with this Agreement shall lie exclusively in Hidalgo County.

### **SECTION XIV MISCELLANEOUS BASIC ELEMENTS**

**Compliance with Laws and Regulations.** Nothing in this Agreement shall be construed so as to require the commission of any act contrary to local, state or federal law or regulation, as provided for in 24 CFR Part 570.

**Antidiscrimination/Affirmative Action and EEO.** This Agreement serves to maintain and enforce Antidiscrimination Laws, Affirmative Action and Equal Employment Opportunity regulations located in 24 CFR Part 8, 570.601, 570.602 and 570.607, Section 504 of Rehabilitation Act of 1973, Americans with Disabilities Act of 1990, 41 CFR Part 60, 12 U.S.C 1701u and Executive Orders 11063, 11246 and 12086.

**Environmental Standards.** **CITY** shall maintain responsibility of ensuring Environmental Review is complete in accordance with 24 CFR Part 570.202, 503, 604, Part 58, 42 U.S.C 4001 et seq., and Section 104(g) of the Housing and Community Development Act prior to Agreement ratification. Notwithstanding activities listed in Exhibit A – Statement of Work, **CITY** shall not relinquish, nor shall **DISTRICT**, incur expenses prior to completion of Environmental Review Record.

**Grant Closeout Procedures.** DISTRICT shall provide timely and accurate financial and performance data such as to allow CITY to complete its assessment of the fiscal year. Procedures for closeout are noted in 24 CFR Part 570.509.

**Other Program Requirements.** Citations for Other Program Requirements are provided in 24 CFR Part 570.503(b)(5), 570.600-603, and 570.605-614.

## **SECTION XV MISCELLANEOUS PROVISIONS**

**Conflict with Applicable Law.** Nothing in this Agreement shall be construed so as to require the commission of any act contrary to law, and whenever there is any conflict between any provision of this Agreement and any present or future law, ordinance or administrative, executive or judicial regulation, order or decree, or amendment thereof, contrary to which the parties have no legal right to contract, the latter shall prevail, but in such event the affected provision or provisions of this Agreement shall be modified only to the extent necessary to bring them within the legal requirements and only during the time such conflict exists.

**No Waiver.** No waiver by CITY of any breach of any provision of this Agreement shall be deemed to be a waiver of any preceding or succeeding breach of the same or any other provision hereof.

**Entire Agreement.** This Agreement contains the entire contract between the parties hereto, and each party acknowledges that neither has made (either directly or through any agent or representative) any representations or agreements in connection with this Agreement not specifically set forth herein. This Agreement may be modified or amended only by agreement in writing executed by CITY and DISTRICT, and not otherwise.

**Texas Law to Apply.** This Agreement shall be construed under and in accordance with the laws of the State of Texas, and all obligations of the parties created hereunder are performable in Hidalgo County, Texas. The parties hereby consent to personal jurisdiction in Hidalgo County, Texas.

**Notice.** Except as may be otherwise specifically provided in this Agreement, all notices, demands, requests or communications required or permitted hereunder shall be in writing and shall either be (i) personally delivered against a written receipt, or (ii) sent by electronic mail, or (iii) sent by registered or certified mail, return receipt requested, postage prepaid and addressed to the parties at the addresses set forth below, or (iv) sent by facsimile or at such other addresses as may have been theretofore specified by written notice delivered in accordance herewith.

Each notice, demand, request or communication which shall be delivered or mailed in the manner described above shall be deemed sufficiently given for all purposes at such time as it is personally delivered to the addressee or, if mailed, at such time as it is deposited in the United States mail.

Reports and Notices shall be made to:

**CITY OF McALLEN**

Julia D. Lash, Director  
Grant Administration Department  
P.O. Box 220  
McAllen, TX 78505-0220  
Phone: (956) 681-1030

**AGENCY**

Name of Agency: McAllen Independent School District  
Name of Signatory: Debbie Crane Aliseda  
Title of Signatory: Board of Trustee President  
Address: 2000 N. 23rd Street  
City, State, Zip: McAllen, TX 78501  
Phone: 956-618-6000

**Additional Documents.** The parties hereto covenant and agree that they will execute such other and further instruments and documents as are or may become necessary or convenient to effectuate and carry out the terms of this Agreement.

**Successors.** This Agreement shall be binding upon and inure to the benefit of the parties hereto and their respective heirs, executors, administrators, legal representatives, successors, and assigns where permitted by this Agreement.

**Assignment.** This Agreement shall not be assignable by **AGENCY**. **CITY** may assign this Agreement without the consent of **AGENCY**.

**Headings.** The headings and captions contained in this Agreement are solely for convenient reference and shall not be deemed to affect the meaning or interpretation of any provision or paragraph hereof.

**Gender and Number.** All pronouns used in this Agreement shall include the other gender, whether used in the masculine, feminine or neuter gender, and the singular shall include the plural whenever and as often as may be appropriate.

**Authority to Execute.** The execution and performance of this Agreement by **CITY** and **AGENCY** have been duly authorized by all necessary laws, resolutions or corporate action, and this Agreement constitutes the valid and enforceable obligations of **CITY** and **AGENCY** in accordance with its terms.

**SECTION XVI  
ENUMERATION OF CONTRACT DOCUMENTS**

This Agreement shall be performed in accordance with, and subject to, the provisions of all documents enumerated herein, or which may be attached hereto by written mutual consent of the contracting parties at any future date and are hereby made a part of this Agreement unless otherwise provided for.

To comply with 24 CFR Part 270.503, the Agreement document so enumerated is:

- (1) EXHIBIT A: STATEMENT OF WORK
- (2) EXHIBIT B: GRANT BUDGET/PROJECT MILESTONES
- (3) EXHIBIT C: 2 CFR PART 200–UNIFORM ADMINISTRATIVE REQUIREMENTS, COST PRINCIPLES AND AUDIT REQUIREMENTS FOR FEDERAL AWARDS

**SECTION XVI  
EFFECTIVE DATE**

The effective date of this agreement shall be the 1<sup>st</sup> day of October 2023, which follows the ordinance approved by the City Commission, and shall terminate on the 30<sup>th</sup> day of September 2024.

IN WITNESS THEREOF, **CITY** and **DISTRICT** have executed two (2) conformed copies of this Contract as of the date first above written.

**CITY OF McALLEN**

By: [Signature]  
Javier Villalobos, Mayor

Date: 10/18/23

**ATTEST:**

By: [Signature]  
Perla Lara, City Secretary

**McAllen Independent School District**

By: \_\_\_\_\_

Printed Name: Debbie Crane Aliseda

Title: Board of Trustee President

Date: 11/14/2023

Approved as to Form:

By: JOHNATHAN BALL  
JOHNATHAN BALL (Nov 7, 2023 10:11 CST)  
Johnathan Ball, Staff Attorney

**APPROVED AS TO FORM:**

By: [Signature]  
Isaac J. Tawil, City Attorney

# EXHIBIT A STATEMENT OF WORK

## Services

CDBG funds will be used for a track lighting project.

## Beneficiaries

CDBG funds will benefit the City of McAllen residents and students at Dorothea Brown Middle School.

## Location

Services will be located at 2700 S. Ware Road, McAllen, Texas 78503.

## Other Funding Sources

- N/A

## Performance Measurement

- Provide lighting to extend hours for citizens of McAllen to be able to use walking track during evening and weekend hours
- Extend physical activities for students at Dorothea Brown Middle School

**EXHIBIT B  
GRANT BUDGET/PROJECT MILESTONES**

Type of Expenditure	Amount
Lighting System	\$175,000
<b>TOTAL</b>	<b>\$ 175,000</b>

Timeline	Accomplishment	
Month of:	Funds Expended	Beneficiaries Served
December 2023	30%	20%
April 2024	100%	100%
June 2024	100%	100%
No later than September 30, 2024	100%	100%

## EXHIBIT C

# PART 200—UNIFORM ADMINISTRATIVE REQUIREMENTS, COST PRINCIPLES, AND AUDIT REQUIREMENTS FOR FEDERAL AWARDS

### Subpart A—ACRONYMS AND DEFINITIONS

ACRONYMS

---

### Subpart B—GENERAL PROVISIONS

---

### Subpart C—PRE-FEDERAL AWARD REQUIREMENTS AND CONTENTS OF FEDERAL AWARDS

---

### Subpart D—POST FEDERAL AWARD REQUIREMENTS

STANDARDS FOR FINANCIAL AND PROGRAM MANAGEMENT

PROPERTY STANDARDS

PROCUREMENT STANDARDS

PERFORMANCE AND FINANCIAL MONITORING AND REPORTING

SUBRECIPIENT MONITORING AND MANAGEMENT

RECORD RETENTION AND ACCESS

REMEDIES FOR NONCOMPLIANCE

CLOSEOUT

POST-CLOSEOUT ADJUSTMENTS AND CONTINUING RESPONSIBILITIES

COLLECTION OF AMOUNTS DUE

---

### Subpart E—COST PRINCIPLES

GENERAL PROVISIONS

BASIC CONSIDERATIONS

GENERAL PROVISIONS FOR SELECTED ITEMS OF COST

---

## EXHIBIT C - Continued

# PART 200—UNIFORM ADMINISTRATIVE REQUIREMENTS, COST PRINCIPLES, AND AUDIT REQUIREMENTS FOR FEDERAL AWARDS

### Subpart F—AUDIT REQUIREMENTS

GENERAL

AUDITS

AUDITEES

FEDERAL AGENCIES

AUDITORS

MANAGEMENT DECISIONS

- Appendix Appendix I to Part 200—Full Text of Notice of Funding Opportunity
- Appendix Appendix II to Part 200—Contract Provisions for Non-Federal Entity Contracts Under Federal Awards
- Appendix Appendix III to Part 200—Indirect (F&A) Costs Identification and Assignment, and Rate Determination for Institutions of Higher Education (IHEs)
- Appendix Appendix IV to Part 200—Indirect (F&A) Costs Identification and Assignment, and Rate Determination for Nonprofit Organizations
- Appendix Appendix V to Part 200—State/Local Governmentwide Central Service Cost Allocation Plans
- Appendix Appendix VI to Part 200—Public Assistance Cost Allocation Plans
- Appendix Appendix VII to Part 200—States and Local Government and Indian Tribe Indirect Cost Proposals
- Appendix Appendix VIII to Part 200—Nonprofit Organizations Exempted From Subpart E—Cost Principles of Part 200
- Appendix Appendix IX to Part 200—Hospital Cost Principles
- Appendix Appendix X to Part 200—Data Collection Form (Form SF-SAC)
- Appendix Appendix XI to Part 200—Compliance Supplement
- Appendix Appendix XII to Part 200—Award Term and Condition for Recipient Integrity and Performance Matters

**BOARD AGENDA REPORT  
MCALLEN INDEPENDENT SCHOOL DISTRICT**

**MEETING DATE:** November 13, 2023

**Attachment:**

**SUBMITTED BY:** *Richard Covino*

**SUPERVISOR:** *Elizabeth Gonzalez*

**Approved for presentation to the Board of Education:**

*Rosalba DeHoya*

**BOARD AGENDA REPORT  
MCALLEN INDEPENDENT SCHOOL DISTRICT**

**MEETING DATE:** November 13, 2023

**Attachment:**

**SUBMITTED BY:** *Laura Williams*  
Laura Williams (Nov 7, 2023 16:15 CST)

**SUPERVISOR:** *[Signature]*

**Approved for presentation to the Board of Education:**

*[Signature]*

47 \_\_\_\_\_

**Interim Superintendent of Schools**

RFP 2024-1020 Professional Development, Site Licenses, Supplemental Materials, & Other Related Products and Services (Round 1)

No.	Responding Supplier	City	State	Recommendation
1	Comprehensive Training Center, LLC	Harlingen	TX	Qualified
2	Math & Science Cut Ups (Integral Mathematics, Inc.)	Frisco	TX	Qualified
3	MobyMax Education, LLC	Sanford	NC	Qualified
4	Ori Learning (SpecialNeedsWare Inc)	Nutley	NJ	Qualified
5	Richard C. Owen Publishers, Inc.	Katonah	NY	Qualified
6	The Continental Press, Inc	Elizabethtown	PA	Qualified
7	The Science Penguin Incorporated	Austin	TX	Qualified

**BOARD AGENDA REPORT  
MCALLEN INDEPENDENT SCHOOL DISTRICT**

**MEETING DATE:** November 13, 2023

**Attachment:**

**SUBMITTED BY:** *Laura Williams*  
Laura Williams (Nov 7, 2023 16:17 CST)

**SUPERVISOR:** *[Signature]*

**Approved for presentation to the Board of Education:**

*[Signature]*

49 \_\_\_\_\_  
**Interim Superintendent of Schools**

RFP 2024-1021 Apparel, Awards, Incentives, Printing, and Related Products and Services (Round 1)

No.	Responding Supplier	City	State	Recommendation
1	Brown Industries, Inc.	Media	PA	Qualified
2	Jones School Supply Company, Inc	Columbia	SC	Qualified
3	Jostens, Inc.	Minneapolis	MN	Qualified
4	JROTC DOG TAGS, INC	Elk	WA	Qualified
5	Printex Express (North Lean LTD)	McAllen	TX	Qualified
6	Scarborough Specialties, Inc	Lubbock	TX	Qualified
7	SSR (Monk Holdings LLC)	Dallas	TX	Qualified
8	The Master Teacher, Inc.	Manhattan	KS	Qualified
9	Trevino's Digital Photography, Inc	Pharr	TX	Qualified
10	Valley Trophies, LLC	Weslaco	TX	Qualified

**BOARD AGENDA REPORT  
MCALLEN INDEPENDENT SCHOOL DISTRICT**

**MEETING DATE:** November 13, 2023

**Attachment:**

**SUBMITTED BY:** *Laura Williams*  
Laura Williams (Nov 7, 2023 16:16 CST)

**SUPERVISOR:** *[Signature]*

**Approved for presentation to the Board of Education:**

*[Signature]*

51 \_\_\_\_\_  
**Interim Superintendent of Schools**

**RFP 2024-1023 Catering, Entertainment, Field Trips, Fundraising, Food, Restaurants, and Rentals**


No.	Responding Supplier	City	State	Recommendation
1	Contacto Animal LLC	Mission	TX	Qualified
2	CPI Foods Inc	Dallas	TX	Qualified

**BOARD AGENDA REPORT  
MCALLEN INDEPENDENT SCHOOL DISTRICT**

**MEETING DATE:** November 13, 2023

**Attachment:**

**SUBMITTED BY:** \_\_\_\_\_

  
**SUPERVISOR:** Debra Loya (Nov 7, 2023 17:28 CST)

**Approved for presentation to the Board of Education:**



53 \_\_\_\_\_  
**Interim Superintendent of Schools**

**RFP No. 2022-1025 Fine Arts Equipment, Supplies, Related Products, and Services**

No.	Responding Supplier	City	State	Recommendation
1	Craig A. Freiburger dba Armadillo Clay & Supplies	Austin	TX	Qualified

**BOARD AGENDA REPORT  
MCALLEN INDEPENDENT SCHOOL DISTRICT**

**MEETING DATE:** November 13, 2023

**Attachment:**

**SUBMITTED BY:** \_\_\_\_\_

**SUPERVISOR:** *Brian McClenny*  
Brian McClenny (Nov 7, 2023 16:05 CST)

**Approved for presentation to the Board of Education:**

*Rosalba DeHoyos*

55 \_\_\_\_\_  
**Interim Superintendent of Schools**

RFP 2022-1031 Athletic Equipment, Supplies, Reconditioning Services, and Related Products (Round 13)

No.	Responding Supplier	City	State	Recommendation
1	D&J Sports of Houston LLC	Tomball	TX	Qualified
2	XROAD Sports LLC	Katy	TX	Qualified

**BOARD AGENDA REPORT  
MCALLEN INDEPENDENT SCHOOL DISTRICT**

**MEETING DATE:** November 13, 2023

Attachment:

**SUBMITTED BY:** *Adrian Garza (Fam Treat)*

**SUPERVISOR:**   
Maribelle Elizondo (Nov 7, 2023 14:40 CST)

**SUBMITTED BY:** \_\_\_\_\_

**Approved for presentation to the Board of Education:**

*Rosalea De Hoyos*

57

\_\_\_\_\_  
**Interim Superintendent of Schools**  
Nov 7, 2023

**Grant Name** School-Based Healthcare Solutions Network (SBHSN) Mental Health Implementation Grant

**Term of Grant** 08/30/2024 - 08/29/2029

**Grant Amount** \$5,500,000 for 5 years

**Grant Manager** Adrian Garza

**Purpose and Use of Funds** The School Based Healthcare Solutions Network (SBHSN) is seeking applications for programs in response to the growing number of students who are in need of mental health counseling, the School-Based Healthcare Solutions Network (SBHSN) is accepting applications from Local Education Agencies (LEA), Public and Private Universities, State and local Colleges, Charter School Management Companies, Public Schools, Charter Schools, and Non-Profit Organizations (501c3) to implement and expand mental health program services on local school campuses. Grantees will receive direct funding to support the following activities: expanding access to School-Based Social and Emotional Learning (SEL), coordinating mental healthcare services with school administration and staff, delivering mental healthcare services and coordinating academic-support activities to students with a history of attendance, behavior, and poor academic performance.




**BOARD AGENDA REPORT  
MCALLEN INDEPENDENT SCHOOL DISTRICT**

**MEETING DATE:** November 13, 2023

**Attachment:**

**SUBMITTED BY:** \_\_\_\_\_

  
**SUPERVISOR:** Maribelle Elizondo (Nov 8, 2023 13:29 CST)  
Nov 8, 2023

**Approved for presentation to the Board of Education:**



59 \_\_\_\_\_  
Nov 8, 2023  
**Interim Superintendent of Schools**

**2023-2024  
DISTRICT  
PERFORMANCE  
OBJECTIVES  
GOALS**

Name of Campus: McAllen ISD

Campus Performance Objectives

Indicator: Reading  
Grade: All Grades

Group	2019-2020 STAAR District Performance	2021 STAAR Tested Campus Participation	2021 STAAR Tested Campus Performance	2022 STAAR Tested Campus Participation	2022 STAAR Tested Campus Performance	2023 STAAR Campus Performance/Participation			2023-2024 STAAR Goal Campus Performance	
	Passing Percentage					# Tested	Total Passed	% Passed		Passing Percentage
All Students	2020 Accountability Ratings- NOT RATED: DECLARED STATE OF DISASTER	2021 Accountability Ratings - NOT RATED DECLARED STATE OF DISASTER	60%	72%	99%	80%	12595	10136	80%	100%
American Indian			67%	67%	100%	71%	8	7	88%	100%
Asian			68%	95%	100%	96%	113	108	96%	100%
African American			51%	76%	98%	86%	42	38	90%	100%
Hispanic			60%	71%	99%	80%	11429	9048	79%	100%
White			63%	86%	99%	91%	430	397	92%	100%
Pacific Islander			*	*	100%	100%	3	3	100%	100%
Two or More Races			46%	91%	100%	93%	54	52	96%	100%
Male			67%	67%		76%	6353	4836	76%	100%
Female			76%	76%		84%	5724	4814	84%	100%
Eco Disadvantage			60%	65%	99%	76%	8254	6245	76%	100%
Special Education			58%	36%	99%	47%	1959	992	51%	100%
At-Risk			55%	55%		70%	7352	5238	71%	100%
EB/EL (English Learner)			68%	51%	99%	69%	5042	3529	70%	100%
Migrant			50%	50%		66%	231	149	65%	100%
Gifted and Talented			98%	98%		100%	1560	1555	100%	100%

\* 2020-2021 No Accountability - Not Rated: Declared State of Disaster, however, different than 2019-2020. STAAR tests were administered and Fall 2021 HB 4545 came into effect.

Name of Campus: McAllen ISD

Campus Performance Objectives

Indicator: Math  
Grade: All Grades

Group	2019-2020 STAAR District Performance	2021 STAAR Tested Campus Participation	2021 STAAR Tested Campus Performance	2022 STAAR Tested Campus Participation	2022 STAAR Tested Campus Performance	2023 STAAR Campus Performance/Participation			2023-2024 STAAR Goal Campus Performance	
	Passing Percentage					# Tested	Total Passed	% Passed		Passing Percentage
All Students	2020 Accountability Ratings- NOT RATED: DECLARED STATE OF DISASTER	2021 Accountability Ratings - NOT RATED DECLARED STATE OF DISASTER	55%	65%	99%	78%	9779	7680	79%	100%
American Indian			40%	*	100%	67%	7	7	100%	100%
Asian			71%	96%	99%	97%	88	85	97%	100%
African American			46%	83%	100%	85%	36	30	83%	100%
Hispanic			55%	64%	99%	77%	9090	7060	78%	100%
White			64%	81%	99%	89%	343	306	89%	100%
Pacific Islander			*	*	100%	100%	3	3	100%	100%
Two or More Races			52%	95%	100%	96%	44	43	98%	100%
Male			62%	62%		76%	5025	3910	78%	100%
Female			63%	63%		78%	4585	3622	79%	100%
Eco Disadvantage			53%	57%	99%	73%	6578	4869	74%	100%
Special Education			50%	37%	100%	50%	1634	970	59%	100%
At-Risk			47%	47%		68%	5707	4047	71%	100%
EB/EL (English Learner)			54%	47%	100%	69%	4030	2886	72%	100%
Migrant			42%	42%		57%	178	115	65%	100%
Gifted and Talented			96%	96%		99%	1301	1289	99%	100%

\* 2020-2021 No Accountability - Not Rated: Declared State of Disaster, however, different than 2019-2020. STAAR tests were administered and Fall 2021 HB 4545 came into effect

Name of Campus: **McAllen ISD**

Campus Performance Objectives

Indicator: **Science**  
Grade: **All Grades**

Group	2019-2020 STAAR District Performance	2021 STAAR Tested Campus Participation	2021 STAAR Tested Campus Performance	2022 STAAR Tested Campus Participation	2022 STAAR Tested Campus Performance	2023 STAAR Campus Performance/Participation			2023-2024 STAAR Goal Campus Performance
	Passing Percentage					# Tested	Total Passed	% Passed	
All Students	2020 Accountability Ratings- NOT RATED: DECLARED STATE OF DISASTER	55%	73%	99%	80%	4717	3623	77%	100%
American Indian		*	*	100%	100%	3	3	100%	100%
Asian		70%	95%	95%	100%	44	39	89%	100%
African American		45%	78%	100%	83%	19	17	89%	100%
Hispanic		55%	72%	99%	79%	4234	3176	75%	100%
White		60%	83%	98%	89%	154	142	92%	100%
Pacific Islander		*	*	100%	100%	1	0	0%	100%
Two or More Races		40%	100%	96%	91%	18	15	83%	100%
Male		72%	72%		78%	2331	1800	77%	100%
Female		73%	73%		80%	2142	1592	74%	100%
Eco Disadvantage		53%	66%	99%	76%	3034	2156	71%	100%
Special Education		54%	43%	99%	45%	711	347	49%	100%
At-Risk		56%	56%		71%	2832	1895	67%	100%
EB/EL (English Learner)		52%	48%	99%	69%	1900	1247	66%	100%
Migrant		57%	57%		62%	89	50	56%	100%
Gifted and Talented		97%	97%		100%	566	557	98%	100%

\* 2020-2021 No Accountability - Not Rated: Declared State of Disaster, however, different than 2019-2020. STAAR tests were administered and Fall 2021 HB 4545 came into effect

Name of Campus: McAllen ISD

Campus Performance Objectives

Indicator: Social Studies  
Grade: All Grades

2019-2020 STAAR District Performance		2021 STAAR Tested Campus Participation	2021 STAAR Tested Campus Performance	2022 STAAR Tested Campus Participation	2022 STAAR Tested Campus Performance	2023 STAAR Campus Performance/Participation			2023-2024 STAAR Goal Campus Performance	
Group	Passing Percentage					# Tested	Total Passed	% Passed		
2020 Accountability Ratings- NOT RATED: DECLARED STATE OF DISASTER		2021 Accountability Ratings - NOT RATED DECLARED STATE OF DISASTER								
		Percentage	Percentage	Participation Percentage	Performance Percentage	# Tested	Total Passed	% Passed	Passing Percentage	
All Students		63%	81%	99%	80%	3271	2635	81%	100%	
American Indian		*	*	100%	100%	1	1	100%	100%	
Asian		73%	94%	100%	97%	32	28	88%	100%	
African American		64%	100%	100%	88%	11	11	100%	100%	
Hispanic		62%	80%	99%	80%	2781	2162	78%	100%	
White		67%	87%	99%	88%	108	99	92%	100%	
Pacific Islander		*	*	*	*	1	1	100%	100%	
Two or More Races		65%	100%	100%	100%	13	10	77%	100%	
Male		81%	81%		80%	1538	1214	79%	100%	
Female		79%	79%		79%	1409	1098	78%	100%	
Eco Disadvantage		61%	75%	99%	76%	1973	1449	73%	100%	
Special Education		58%	54%	98%	52%	404	217	54%	100%	
At-Risk		67%	67%		71%	1867	1289	69%	100%	
EB/EL (English Learner)		55%	55%	99%	65%	1072	687	64%	100%	
Migrant		78%	78%		74%	60	40	67%	100%	
Gifted and Talented		97%	97%		98%	287	282	98%	100%	

\* 2020-2021 No Accountability - Not Rated: Declared State of Disaster, however, different than 2019-2020. STAAR tests were administered and Fall 2021 HB 4545 came into effect.


**2023-2024  
DISTRICT  
PERFORMANCE  
OBJECTIVES  
GOALS**

**BOARD AGENDA REPORT  
MCALLEN INDEPENDENT SCHOOL DISTRICT**

**MEETING DATE:** November 13, 2023

**Attachment:**

**SUBMITTED BY:** \_\_\_\_\_

  
\_\_\_\_\_  
**SUPERVISOR:** Maribelle Elizondo (Nov 8, 2023 13:28 CST)  
Nov 8, 2023

**Approved for presentation to the Board of Education:**



66 \_\_\_\_\_  
**Interim Superintendent of Schools** Nov 8, 2023



**2023-2024**

**CAMPUS PERFORMANCE OBJECTIVES GOALS**

Name of Campus: [Alvarez Elementary](#)

Campus Performance Objectives

Indicator: [Reading](#)  
Grade: [All Grades](#)

2019-2020 STAAR Campus Performance		2021 STAAR Tested Campus Participation	2021 STAAR Tested Campus Performance	2022 STAAR Tested Campus Participation	2022 STAAR Tested Campus Performance	2023 STAAR Campus Performance/Participation			2023-2024 STAAR Goal Campus Performance
Group	Passing Percentage					# Tested	Total Passed	% Passed	
		Percentage	Percentage	Participation Percentage	Performance Percentage				Passing Percentage
All Students	2020 Accountability Ratings - NOT RATED DECLARED STATE OF DISASTER	45%	52%	99%	73%	160	112	70%	100%
American Indian		*	*	*	*	*	*	*	100%
Asian		*	*	*	*	*	*	*	100%
African American		*	*	*	*	*	*	*	100%
Hispanic		44%	52%	100%	73%	160	112	70%	100%
White		*	*	100%	100%	*	*	*	100%
Pacific Islander		*	*	*	*	*	*	*	100%
Two or More Races		*	*	*	*	*	*	*	100%
Male		37%	37%		66%	76	51	67%	100%
Female		73%	73%		84%	84	61	73%	100%
Eco Disadvantage		44%	52%	99%	72%	149	103	69%	100%
Special Education		32%	22%	97%	47%	40	18	45%	100%
At-Risk		43%	43%		70%	127	82	65%	100%
EB/EL (English Learner)		53%	38%	100%	68%	88	64	73%	100%
Migrant		*	*		75%	7	3	43%	100%
Gifted and Talented		100%	100%		100%	13	13	100%	100%

\* 2020-2021 No Accountability - Not Rated: Declared State of Disaster, however, different than 2019-2020. STAAR tests were administered and Fall 2021 HB 4545 came into effect.

Name of Campus: [Alvarez Elementary](#)

Campus Performance Objectives

Indicator: [Math](#)  
Grade: [All Grades](#)

2019-2020 STAAR Campus Performance		2021 STAAR Tested Campus Participation	2021 STAAR Tested Campus Performance	2022 STAAR Tested Campus Participation	2022 STAAR Tested Campus Performance	2023 STAAR Campus Performance/Participation			2023-2024 STAAR Goal Campus Performance
Group	Passing Percentage					# Tested	Total Passed	% Passed	
2020 Accountability Ratings - NOT RATED DECLARED STATE OF DISASTER		2021 Accountability Ratings - NOT RATED DECLARED STATE OF DISASTER		Percentage	Percentage	Participation Percentage	Performance Percentage		
All Students		45%	45%	100%	69%	160	124	78%	100%
American Indian		*	*	*	*	*	*	*	100%
Asian		*	*	*	*	*	*	*	100%
African American		*	*	*	*	*	*	*	100%
Hispanic		44%	45%	100%	68%	160	124	78%	100%
White		*	*	100%	100%	*	*	*	100%
Pacific Islander		*	*	*	*	*	*	*	100%
Two or More Races		*	*	*	*	*	*	*	100%
Male		50%	50%		70%	76	63	83%	100%
Female		37%	37%		67%	84	61	73%	100%
Eco Disadvantage		44%	43%	100%	69%	149	115	77%	100%
Special Education		32%	33%	100%	57%	40	26	65%	100%
At-Risk		38%	38%		63%	127	93	73%	100%
EB/EL (English Learner)		51%	35%	100%	68%	88	72	82%	100%
Migrant		*	*		38%	7	4	57%	100%
Gifted and Talented		100%	100%		100%	13	13	100%	100%

\* 2020-2021 No Accountability - Not Rated: Declared State of Disaster, however, different than 2019-2020. STAAR tests were administered and Fall 2021 HB 4545 came into effect.

Name of Campus: **Alvarez Elementary**

Campus Performance Objectives

Indicator: **Science**  
Grade: **All Grades**

Group	2019-2020 STAAR Campus Performance	2021 STAAR Tested Campus Participation	2021 STAAR Tested Campus Performance	2022 STAAR Tested Campus Participation	2022 STAAR Tested Campus Performance	2023 STAAR Campus Performance/Participation			2023-2024 STAAR Goal Campus Performance
	Passing Percentage					# Tested	Total Passed	% Passed	
All Students	2020 Accountability Ratings - NOT RATED DECLARED STATE OF DISASTER	48%	17%	100%	46%	57	24	42%	100%
American Indian		*	*	*	*	*	*	*	100%
Asian		*	*	*	*	*	*	*	100%
African American		*	*	*	*	*	*	*	100%
Hispanic		48%	17%	100%	45%	57	24	42%	100%
White		*	*	100%	100%	*	*	*	100%
Pacific Islander		*	*	*	*	*	*	*	100%
Two or More Races		*	*	*	*	*	*	*	100%
Male		33%	33%		42%	30	14	47%	100%
Female		*	*		53%	27	10	37%	100%
Eco Disadvantage		47%	14%	100%	44%	52	20	38%	100%
Special Education		42%	*	100%	30%	14	3	21%	100%
At-Risk		14%	14%		32%	52	21	40%	100%
EB/EL (English Learner)		65%	13%	100%	36%	38	16	42%	100%
Migrant		*	*		0%	3	1	33%	100%
Gifted and Talented		*	*		100%	5	5	100%	100%

\* 2020-2021 No Accountability - Not Rated: Declared State of Disaster, however, different than 2019-2020. STAAR tests were administered and Fall 2021 HB 4545 came into effect

Name of Campus: **Castaneda Elementary**

Campus Performance Objectives

Indicator: **Reading**  
Grade: **All Grades**

2019-2020 STAAR Campus Performance		2021 Accountability Ratings - NOT RATED DECLARED STATE OF DISASTER	2021 STAAR Tested Campus Participation	2021 STAAR Tested Campus Performance	2022 STAAR Tested Campus Participation	2022 STAAR Tested Campus Performance	2023 STAAR Campus Performance/Participation			2023-2024 STAAR Goal Campus Performance	
Group	Passing Percentage		Percentage	Percentage	Participation Percentage	Performance Percentage	# Tested	Total Passed	% Passed	Passing Percentage	
All Students	2020 Accountability Ratings - NOT RATED DECLARED STATE OF DISASTER	2021 Accountability Ratings - NOT RATED DECLARED STATE OF DISASTER	40%	74%	100%	86%	218	183	84%	100%	
American Indian			*	*	*	*	*	*	*	*	100%
Asian			40%	*	100%	50%	2	1	50%	100%	
African American			*	*	*	*	1	1	100%	100%	
Hispanic			39%	76%	100%	86%	210	176	84%	100%	
White			*	*	100%	100%	2	2	100%	100%	
Pacific Islander			*	*	*	*	*	*	*	100%	
Two or More Races			*	*	100%	100%	3	3	100%	100%	
Male			70%	70%		80%	99	81	82%	100%	
Female			80%	80%		90%	119	102	86%	100%	
Eco Disadvantage			39%	70%	100%	83%	119	99	83%	100%	
Special Education			41%	45%	100%	47%	40	22	55%	100%	
At-Risk			61%	61%		75%	82	61	74%	100%	
EB/EL (English Learner)			45%	65%	100%	78%	76	56	74%	100%	
Migrant			100%	100%		100%	*	*	*	100%	
Gifted and Talented			100%	100%		100%	24	24	100%	100%	

\* 2020-2021 No Accountability - Not Rated: Declared State of Disaster, however, different than 2019-2020. STAAR tests were administered and Fall 2021 HB 4545 came into effect.

Name of Campus: **Castaneda Elementary**

Campus Performance Objectives

Indicator: **Math**  
Grade: **All Grades**

2019-2020 STAAR Campus Performance		2021 STAAR Tested Campus Participation	2021 STAAR Tested Campus Performance	2022 STAAR Tested Campus Participation	2022 STAAR Tested Campus Performance	2023 STAAR Campus Performance/Participation			2023-2024 STAAR Goal Campus Performance	
Group	Passing Percentage					# Tested	Total Passed	% Passed		Passing Percentage
All Students	2020 Accountability Ratings - NOT RATED DECLARED STATE OF DISASTER	2021 Accountability Ratings - NOT RATED DECLARED STATE OF DISASTER	36%	72%	100%	87%	219	180	82%	100%
American Indian			*	*	*	*	*	*	*	100%
Asian			40%	*	100%	50%	2	1	50%	100%
African American			*	*	*	*	1	0	0%	100%
Hispanic			36%	72%	100%	87%	211	174	82%	100%
White			*	*	100%	80%	2	2	100%	100%
Pacific Islander			*	*	*	*	*	*	*	100%
Two or More Races			*	*	100%	100%	3	3	100%	100%
Male			67%	67%		87%	100	82	82%	100%
Female			78%	78%		85%	119	98	82%	100%
Eco Disadvantage			35%	68%	99%	86%	119	98	82%	100%
Special Education			34%	60%	100%	67%	41	27	66%	100%
At-Risk			64%	64%		74%	83	62	75%	100%
EB/EL (English Learner)			35%	67%	99%	78%	76	57	75%	100%
Migrant			100%	100%		100%	*	*	*	100%
Gifted and Talented			100%	100%		100%	24	24	100%	100%

\* 2020-2021 No Accountability - Not Rated: Declared State of Disaster, however, different than 2019-2020. STAAR tests were administered and Fall 2021 HB 4545 came into effect.

Name of Campus: **Castaneda Elementary**

Campus Performance Objectives

Indicator: **Science**  
Grade: **All Grades**

2019-2020 STAAR Campus Performance		2021 STAAR Tested Campus Participation	2021 STAAR Tested Campus Performance	2022 STAAR Tested Campus Participation	2022 STAAR Tested Campus Performance	2023 STAAR Campus Performance/Participation			2023-2024 STAAR Goal Campus Performance
Group	Passing Percentage					# Tested	Total Passed	% Passed	
2020 Accountability Ratings - NOT RATED DECLARED STATE OF DISASTER		2021 Accountability Ratings - NOT RATED DECLARED STATE OF DISASTER		Percentage	Percentage	Participation Percentage	Performance Percentage		Passing Percentage
All Students		37%	41%	100%	68%	91	58	64%	100%
American Indian		*	*	*	*	*	*	*	100%
Asian		*	*	100%	100%	1	0	0%	100%
African American		*	*	*	*	*	*	*	100%
Hispanic		36%	40%	100%	69%	89	57	64%	100%
White		*	*	100%	33%	*	*	*	100%
Pacific Islander		*	*	*	*	*	*	*	100%
Two or More Races		*	*	100%	50%	1	1	100%	100%
Male		38%	38%		68%	40	28	70%	100%
Female		43%	43%		65%	51	30	59%	100%
Eco Disadvantage		35%	28%	100%	65%	49	31	63%	100%
Special Education		27%	*	100%	25%	17	10	59%	100%
At-Risk		20%	20%		55%	38	17	45%	100%
EB/EL (English Learner)		39%	22%	100%	76%	33	15	45%	100%
Migrant		*	*		100%	*	*	*	100%
Gifted and Talented		100%	100%		100%	9	9	100%	100%

\* 2020-2021 No Accountability - Not Rated: Declared State of Disaster, however, different than 2019-2020. STAAR tests were administered and Fall 2021 HB 4545 came into effect.

Name of Campus: **Escandon Elementary**

Campus Performance Objectives

Indicator: **Reading**  
Grade: **All Grades**

2019-2020 STAAR Campus Performance		2021 Accountability Ratings - NOT RATED DECLARED STATE OF DISASTER	2021 STAAR Tested Campus Participation	2021 STAAR Tested Campus Performance	2022 STAAR Tested Campus Participation	2022 STAAR Tested Campus Performance	2023 STAAR Campus Performance/Participation			2023-2024 STAAR Goal Campus Performance	
Group	Passing Percentage		Percentage	Percentage	Participation Percentage	Performance Percentage	# Tested	Total Passed	% Passed	Passing Percentage	
All Students	2020 Accountability Ratings - NOT RATED DECLARED STATE OF DISASTER	2021 Accountability Ratings - NOT RATED DECLARED STATE OF DISASTER	55%	41%	100%	74%	183	119	65%	100%	
American Indian			*	*	*	*	*	*	*	*	100%
Asian			*	*	*	*	*	*	*	*	100%
African American			*	*	*	*	*	*	*	*	100%
Hispanic			56%	42%	100%	75%	181	118	65%	100%	
White			*	*	100%	50%	2	1	50%	100%	
Pacific Islander			*	*	*	*	*	*	*	*	100%
Two or More Races			*	*	*	*	*	*	*	*	100%
Male			37%	37%		72%	86	54	63%	100%	
Female			44%	44%		75%	97	65	67%	100%	
Eco Disadvantage			54%	35%	99%	72%	170	108	64%	100%	
Special Education			58%	5%	98%	44%	45	17	38%	100%	
At-Risk			36%	36%		69%	129	72	56%	100%	
EB/EL (English Learner)			66%	33%	100%	72%	104	63	61%	100%	
Migrant			*	*		60%	8	4	50%	100%	
Gifted and Talented			75%	75%		100%	12	12	100%	100%	

\* 2020-2021 No Accountability - Not Rated: Declared State of Disaster, however, different than 2019-2020. STAAR tests were administered and Fall 2021 HB 4545 came into effect.

Name of Campus: **Escandon Elementary**

Campus Performance Objectives

Indicator: **Math**  
Grade: **All Grades**

2019-2020 STAAR Campus Performance		2021 STAAR Tested Campus Participation	2021 STAAR Tested Campus Performance	2022 STAAR Tested Campus Participation	2022 STAAR Tested Campus Performance	2023 STAAR Campus Performance/Participation			2023-2024 STAAR Goal Campus Performance
Group	Passing Percentage					# Tested	Total Passed	% Passed	
2020 Accountability Ratings - NOT RATED DECLARED STATE OF DISASTER		2021 Accountability Ratings - NOT RATED DECLARED STATE OF DISASTER		Percentage	Percentage	Participation Percentage	Performance Percentage		
All Students		50%	35%	100%	76%	183	130	71%	100%
American Indian		*	*	*	*	*	*	*	100%
Asian		*	*	*	*	*	*	*	100%
African American		*	*	*	*	*	*	*	100%
Hispanic		50%	35%	100%	76%	181	129	71%	100%
White		*	*	100%	50%	2	1	50%	100%
Pacific Islander		*	*	*	*	*	*	*	100%
Two or More Races		*	*	*	*	*	*	*	100%
Male		39%	39%		77%	86	61	71%	100%
Female		32%	32%		73%	97	69	71%	100%
Eco Disadvantage		51%	30%	99%	75%	170	119	70%	100%
Special Education		55%	18%	98%	54%	45	26	58%	100%
At-Risk		33%	33%		73%	129	81	63%	100%
EB/EL (English Learner)		53%	31%	100%	77%	104	71	68%	100%
Migrant		*	*		80%	8	5	63%	100%
Gifted and Talented		75%	75%		100%	12	12	100%	100%

\* 2020-2021 No Accountability - Not Rated: Declared State of Disaster, however, different than 2019-2020. STAAR tests were administered and Fall 2021 HB 4545 came into effect.

Name of Campus: **Escandon Elementary**

Campus Performance Objectives

Indicator: **Science**  
Grade: **All Grades**

2019-2020 STAAR Campus Performance		2021 STAAR Tested Campus Participation	2021 STAAR Tested Campus Performance	2022 STAAR Tested Campus Participation	2022 STAAR Tested Campus Performance	2023 STAAR Campus Performance/Participation			2023-2024 STAAR Goal Campus Performance
Group	Passing Percentage					# Tested	Total Passed	% Passed	
2020 Accountability Ratings - NOT RATED DECLARED STATE OF DISASTER		2021 Accountability Ratings - NOT RATED DECLARED STATE OF DISASTER		Percentage	Percentage	Participation Percentage	Performance Percentage		Passing Percentage
All Students		34%	20%	100%	61%	80	49	61%	100%
American Indian		*	*	*	*	*	*	*	100%
Asian		*	*	*	*	*	*	*	100%
African American		*	*	*	*	*	*	*	100%
Hispanic		32%	22%	100%	61%	79	48	61%	100%
White		*	*	100%	50%	1	1	100%	100%
Pacific Islander		*	*	*	*	*	*	*	100%
Two or More Races		*	*	*	*	*	*	*	100%
Male		38%	38%		61%	47	30	64%	100%
Female		8%	8%		60%	33	19	58%	100%
Eco Disadvantage		34%	22%	100%	55%	75	44	59%	100%
Special Education		62%	13%	100%	8%	19	7	37%	100%
At-Risk		14%	14%		59%	60	30	50%	100%
EB/EL (English Learner)		37%	15%	100%	56%	43	24	56%	100%
Migrant		*	*		50%	3	1	33%	100%
Gifted and Talented		100%	100%		100%	4	4	100%	100%

\* 2020-2021 No Accountability - Not Rated: Declared State of Disaster, however, different than 2019-2020. STAAR tests were administered and Fall 2021 HB 4545 came into effect.

Name of Campus: **Fields Elementary**

Campus Performance Objectives

Indicator: **Reading**  
Grade: **All Grades**

2019-2020 STAAR Campus Performance		2021 STAAR Tested Campus Participation	2021 STAAR Tested Campus Performance	2022 STAAR Tested Campus Participation	2022 STAAR Tested Campus Performance	2023 STAAR Campus Performance/Participation			2023-2024 STAAR Goal Campus Performance
Group	Passing Percentage					# Tested	Total Passed	% Passed	
		Percentage	Percentage	Participation Percentage	Performance Percentage				
All Students	2020 Accountability Ratings - NOT RATED DECLARED STATE OF DISASTER	62%	51%	100%	76%	206	129	63%	100%
American Indian		*	*	*	*	*	*	*	100%
Asian		*	*	*	*	*	*	*	100%
African American		*	*	*	*	*	*	*	100%
Hispanic		63%	52%	100%	76%	206	129	63%	100%
White		*	*	100%	100%	*	*	*	100%
Pacific Islander		*	*	*	*	*	*	*	100%
Two or More Races		*	*	*	*	*	*	*	100%
Male		48%	48%		76%	117	71	61%	100%
Female		54%	54%		76%	89	58	65%	100%
Eco Disadvantage		64%	50%	100%	75%	177	107	60%	100%
Special Education		63%	14%	100%	53%	54	28	52%	100%
At-Risk		45%	45%		72%	132	83	63%	100%
EB/EL (English Learner)		73%	44%	100%	73%	118	72	61%	100%
Migrant		100%	100%		100%	1	1	100%	100%
Gifted and Talented		100%	100%		100%	20	20	100%	100%

\* 2020-2021 No Accountability - Not Rated: Declared State of Disaster, however, different than 2019-2020. STAAR tests were administered and Fall 2021 HB 4545 came into effect.

Name of Campus: **Fields Elementary**

Campus Performance Objectives

Indicator: **Math**  
Grade: **All Grades**

2019-2020 STAAR Campus Performance		2021 STAAR Tested Campus Participation	2021 STAAR Tested Campus Performance	2022 STAAR Tested Campus Participation	2022 STAAR Tested Campus Performance	2023 STAAR Campus Performance/Participation			2023-2024 STAAR Goal Campus Performance
Group	Passing Percentage					# Tested	Total Passed	% Passed	
2020 Accountability Ratings - NOT RATED DECLARED STATE OF DISASTER		2021 Accountability Ratings - NOT RATED DECLARED STATE OF DISASTER		Percentage	Percentage	Participation Percentage	Performance Percentage		Passing Percentage
All Students		57%	36%	100%	66%	204	126	62%	100%
American Indian		*	*	*	*	*	*	*	100%
Asian		*	*	*	*	*	*	*	100%
African American		*	*	*	*	*	*	*	100%
Hispanic		57%	36%	100%	66%	204	126	62%	100%
White		*	*	100%	100%	*	*	*	100%
Pacific Islander		*	*	*	*	*	*	*	100%
Two or More Races		*	*	*	*	*	*	*	100%
Male		42%	42%		65%	115	70	61%	100%
Female		28%	28%		66%	89	56	63%	100%
Eco Disadvantage		58%	32%	100%	65%	175	104	59%	100%
Special Education		54%	10%	100%	35%	52	28	54%	100%
At-Risk		32%	32%		62%	130	81	62%	100%
EB/EL (English Learner)		62%	32%	100%	65%	116	71	61%	100%
Migrant		100%	100%		100%	1	1	100%	100%
Gifted and Talented		100%	100%		100%	20	20	100%	100%

\* 2020-2021 No Accountability - Not Rated: Declared State of Disaster, however, different than 2019-2020. STAAR tests were administered and Fall 2021 HB 4545 came into effect.

Name of Campus: **Fields Elementary**

Campus Performance Objectives

Indicator: **Science**  
Grade: **All Grades**

2019-2020 STAAR Campus Performance		2021 STAAR Tested Campus Participation	2021 STAAR Tested Campus Performance	2022 STAAR Tested Campus Participation	2022 STAAR Tested Campus Performance	2023 STAAR Campus Performance/Participation			2023-2024 STAAR Goal Campus Performance		
Group	Passing Percentage					# Tested	Total Passed	% Passed		Passing Percentage	
2020 Accountability Ratings - NOT RATED DECLARED STATE OF DISASTER		2021 Accountability Ratings - NOT RATED DECLARED STATE OF DISASTER		Percentage	Percentage	Participation Percentage	Performance Percentage	# Tested	Total Passed	% Passed	Passing Percentage
All Students		45%	32%	100%	69%	73	46	63%			100%
American Indian		*	*	*	*	*	*	*	*	*	100%
Asian		*	*	*	*	*	*	*	*	*	100%
African American		*	*	*	*	*	*	*	*	*	100%
Hispanic		45%	33%	100%	68%	73	46	63%			100%
White		*	*	100%	100%	*	*	*	*	*	100%
Pacific Islander		*	*	*	*	*	*	*	*	*	100%
Two or More Races		*	*	*	*	*	*	*	*	*	100%
Male		31%	31%		76%	42	27	64%			100%
Female		33%	33%		59%	31	19	61%			100%
Eco Disadvantage		47%	32%	100%	69%	63	37	59%			100%
Special Education		36%	*	100%	42%	17	5	29%			100%
At-Risk		32%	32%		73%	56	35	63%			100%
EB/EL (English Learner)		49%	30%	100%	76%	43	26	60%			100%
Migrant		*	*		100%						100%
Gifted and Talented		80%	80%		100%	10	10	100%			100%

\* 2020-2021 No Accountability - Not Rated: Declared State of Disaster, however, different than 2019-2020. STAAR tests were administered and Fall 2021 HB 4545 came into effect.

Name of Campus: **Garza Elementary**

Campus Performance Objectives

Indicator: **Reading**  
Grade: **All Grades**

2019-2020 STAAR Campus Performance		2021 STAAR Tested Campus Participation	2021 STAAR Tested Campus Performance	2022 STAAR Tested Campus Participation	2022 STAAR Tested Campus Performance	2023 STAAR Campus Performance/Participation			2023-2024 STAAR Goal Campus Performance
Group	Passing Percentage					# Tested	Total Passed	% Passed	
		Percentage	Percentage	Participation Percentage	Performance Percentage				Passing Percentage
All Students	2020 Accountability Ratings - NOT RATED DECLARED STATE OF DISASTER	53%	69%	100%	83%	216	185	86%	100%
American Indian		*	*	100%	0%	*	*	*	100%
Asian		*	*	100%	100%	3	3	100%	100%
African American		*	*	100%	100%	1	1	100%	100%
Hispanic		53%	68%	100%	83%	202	173	86%	100%
White		42%	*	100%	90%	9	7	78%	100%
Pacific Islander		*	*	*	*	*	*	*	100%
Two or More Races		*	*	*	*	1	1	100%	100%
Male		62%	62%		82%	104	89	86%	100%
Female		78%	78%		82%	112	96	86%	100%
Eco Disadvantage		52%	68%	100%	83%	127	108	85%	100%
Special Education		39%	33%	100%	52%	28	19	68%	100%
At-Risk		56%	56%		72%	62	49	79%	100%
EB/EL (English Learner)		88%	50%	100%	78%	46	39	85%	100%
Migrant		*	*		*	2	2	100%	100%
Gifted and Talented		100%	100%		100%	36	36	100%	100%

\* 2020-2021 No Accountability - Not Rated: Declared State of Disaster, however, different than 2019-2020. STAAR tests were administered and Fall 2021 HB 4545 came into effect.

Name of Campus: **Garza Elementary**

Campus Performance Objectives

Indicator: **Math**  
Grade: **All Grades**

2019-2020 STAAR Campus Performance		2021 STAAR Tested Campus Participation	2021 STAAR Tested Campus Performance	2022 STAAR Tested Campus Participation	2022 STAAR Tested Campus Performance	2023 STAAR Campus Performance/Participation			2023-2024 STAAR Goal Campus Performance	
Group	Passing Percentage					# Tested	Total Passed	% Passed		Passing Percentage
2020 Accountability Ratings - NOT RATED DECLARED STATE OF DISASTER		2021 Accountability Ratings - NOT RATED DECLARED STATE OF DISASTER	Percentage	Percentage	Participation Percentage	Performance Percentage	# Tested	Total Passed	% Passed	Passing Percentage
All Students			44%	60%	100%	79%	216	169	78%	100%
American Indian			*	*	100%	0%	*	*	*	100%
Asian			*	*	100%	100%	3	3	100%	100%
African American			*	*	100%	67%	1	1	100%	100%
Hispanic			45%	60%	100%	79%	202	158	78%	100%
White			25%	*	100%	80%	9	6	67%	100%
Pacific Islander			*	*	*	*	*	*	*	100%
Two or More Races			*	*	*	*	1	1	100%	100%
Male			55%	55%		78%	104	88	85%	100%
Female			65%	65%		76%	112	81	72%	100%
Eco Disadvantage			42%	57%	100%	74%	127	94	74%	100%
Special Education			29%	33%	100%	48%	28	19	68%	100%
At-Risk			44%	44%		63%	62	42	68%	100%
EB/EL (English Learner)			46%	46%	100%	73%	46	32	70%	100%
Migrant			*	*		*	2	2	100%	100%
Gifted and Talented			100%	100%		100%	36	36	100%	100%

\* 2020-2021 No Accountability - Not Rated: Declared State of Disaster, however, different than 2019-2020. STAAR tests were administered and Fall 2021 HB 4545 came into effect.

Name of Campus: **Garza Elementary**

Campus Performance Objectives

Indicator: **Science**  
Grade: **All Grades**

2019-2020 STAAR Campus Performance		2021 STAAR Tested Campus Participation	2021 STAAR Tested Campus Performance	2022 STAAR Tested Campus Participation	2022 STAAR Tested Campus Performance	2023 STAAR Campus Performance/Participation			2023-2024 STAAR Goal Campus Performance
Group	Passing Percentage					# Tested	Total Passed	% Passed	
2020 Accountability Ratings - NOT RATED DECLARED STATE OF DISASTER		2021 Accountability Ratings - NOT RATED DECLARED STATE OF DISASTER		Percentage	Percentage	Participation Percentage	Performance Percentage		Passing Percentage
All Students		34%	57%	100%	70%	81	47	58%	100%
American Indian		*	*	*	*	*	*	*	100%
Asian		*	*	100%	100%	1	0	0%	100%
African American		*	*	100%	0%	1	1	100%	100%
Hispanic		34%	58%	100%	70%	77	46	60%	100%
White		20%	*	100%	67%	2	0	0%	100%
Pacific Islander		*	*	*	*	*	*	*	100%
Two or More Races		*	*	*	*	*	*	*	100%
Male		53%	53%		66%	38	28	74%	100%
Female		62%	62%		70%	43	19	44%	100%
Eco Disadvantage		33%	50%	100%	59%	40	23	58%	100%
Special Education		13%	*	100%	44%	11	5	45%	100%
At-Risk		20%	20%		53%	33	12	36%	100%
EB/EL (English Learner)		18%	*	100%	58%	22	8	36%	100%
Migrant		*	*		*	*	*	*	100%
Gifted and Talented		100%	100%		100%	16	15	94%	100%

\* 2020-2021 No Accountability - Not Rated: Declared State of Disaster, however, different than 2019-2020. STAAR tests were administered and Fall 2021 HB 4545 came into effect.

Name of Campus: **Gonzalez Elementary**

Campus Performance Objectives

Indicator: **Reading**  
Grade: **All Grades**

2019-2020 STAAR Campus Performance		2021 STAAR Tested Campus Participation	2021 STAAR Tested Campus Performance	2022 STAAR Tested Campus Participation	2022 STAAR Tested Campus Performance	2023 STAAR Campus Performance/Participation			2023-2024 STAAR Goal Campus Performance	
Group	Passing Percentage					# Tested	Total Passed	% Passed		Passing Percentage
2020 Accountability Ratings - NOT RATED DECLARED STATE OF DISASTER		2021 Accountability Ratings - NOT RATED DECLARED STATE OF DISASTER	Percentage	Percentage	Participation Percentage	Performance Percentage	# Tested	Total Passed	% Passed	Passing Percentage
All Students	49%		91%	100%	94%	367	350	95%	100%	
American Indian	*		*	*	*	*	*	*	100%	
Asian	56%		100%	100%	100%	27	26	96%	100%	
African American	50%		*	100%	100%	3	3	100%	100%	
Hispanic	49%		90%	100%	92%	302	286	95%	100%	
White	46%		88%	100%	100%	27	27	100%	100%	
Pacific Islander	*		*	100%	100%	8	8	100%	100%	
Two or More Races	56%		*	100%	100%	*	*	*	100%	
Male	90%		90%		92%	173	164	95%	100%	
Female	92%		92%		95%	194	186	96%	100%	
Eco Disadvantage	39%		90%	100%	89%	96	87	91%	100%	
Special Education	38%		*	100%	68%	34	24	71%	100%	
At-Risk	78%		78%		85%	109	100	92%	100%	
EB/EL (English Learner)	67%		76%	100%	85%	90	83	92%	100%	
Migrant	100%		100%		100%	1	1	100%	100%	
Gifted and Talented	100%		100%		100%	100	100	100%	100%	

\* 2020-2021 No Accountability - Not Rated: Declared State of Disaster, however, different than 2019-2020. STAAR tests were administered and Fall 2021 HB 4545 came into effect.

Name of Campus: **Gonzalez Elementary**

Campus Performance Objectives

Indicator: **Math**  
Grade: **All Grades**

2019-2020 STAAR Campus Performance		2021 STAAR Tested Campus Participation	2021 STAAR Tested Campus Performance	2022 STAAR Tested Campus Participation	2022 STAAR Tested Campus Performance	2023 STAAR Campus Performance/Participation			2023-2024 STAAR Goal Campus Performance
Group	Passing Percentage					# Tested	Total Passed	% Passed	
2020 Accountability Ratings - NOT RATED DECLARED STATE OF DISASTER		2021 Accountability Ratings - NOT RATED DECLARED STATE OF DISASTER		Percentage	Percentage	Participation Percentage	Performance Percentage		Passing Percentage
All Students		43%	93%	100%	91%	367	341	93%	100%
American Indian		*	*	*	*	*	*	*	100%
Asian		52%	100%	100%	100%	27	27	100%	100%
African American		50%	*	100%	100%	3	3	100%	100%
Hispanic		42%	90%	100%	89%	302	276	91%	100%
White		46%	100%	100%	97%	27	27	100%	100%
Pacific Islander		*	*	100%	100%	*	*	*	100%
Two or More Races		56%	*	100%	100%	8	8	100%	100%
Male		94%	94%		93%	173	164	95%	100%
Female		91%	91%		89%	194	177	91%	100%
Eco Disadvantage		28%	81%	100%	81%	96	82	85%	100%
Special Education		19%	*	100%	60%	34	23	68%	100%
At-Risk		83%	83%		81%	109	94	86%	100%
EB/EL (English Learner)		39%	77%	100%	88%	90	80	89%	100%
Migrant		100%	100%		0%	1	1	100%	100%
Gifted and Talented		100%	100%		100%	100	100	100%	100%

\* 2020-2021 No Accountability - Not Rated: Declared State of Disaster, however, different than 2019-2020. STAAR tests were administered and Fall 2021 HB 4545 came into effect.

Name of Campus: **Gonzalez Elementary**

Campus Performance Objectives

Indicator: **Science**  
Grade: **All Grades**

2019-2020 STAAR Campus Performance		2021 STAAR Tested Campus Participation	2021 STAAR Tested Campus Performance	2022 STAAR Tested Campus Participation	2022 STAAR Tested Campus Performance	2023 STAAR Campus Performance/Participation			2023-2024 STAAR Goal Campus Performance	
Group	Passing Percentage					# Tested	Total Passed	% Passed		
2020 Accountability Ratings - NOT RATED DECLARED STATE OF DISASTER		2021 Accountability Ratings - NOT RATED DECLARED STATE OF DISASTER	Percentage	Percentage	Participation Percentage	Performance Percentage	# Tested	Total Passed	% Passed	Passing Percentage
All Students			33%	82%	100%	91%	132	115	87%	100%
American Indian			*	*	*	*	*	*	*	100%
Asian			38%	*	100%	100%	9	9	100%	100%
African American			*	*	100%	100%	2	2	100%	100%
Hispanic			36%	77%	100%	89%	108	91	84%	100%
White			21%	*	100%	100%	10	10	100%	100%
Pacific Islander			*	*	100%	100%	*	*	*	100%
Two or More Races			*	*	100%	100%	3	3	100%	100%
Male			86%	86%		93%	62	59	95%	100%
Female			75%	75%		87%	70	56	80%	100%
Eco Disadvantage			22%	63%	100%	90%	29	21	72%	100%
Special Education			13%	*	100%	71%	3	2	67%	100%
At-Risk			43%	43%		69%	36	24	67%	100%
EB/EL (English Learner)			24%	40%	100%	73%	25	16	64%	100%
Migrant			*	*		100%	*	*	*	100%
Gifted and Talented			100%	100%		100%	37	36	97%	100%

\* 2020-2021 No Accountability - Not Rated: Declared State of Disaster, however, different than 2019-2020. STAAR tests were administered and Fall 2021 HB 4545 came into effect.

Name of Campus: **Hendricks Elementary**

Campus Performance Objectives

Indicator: **Reading**  
Grade: **All Grades**

Group	2019-2020 STAAR Campus Performance	2021 STAAR Tested Campus Participation	2021 STAAR Tested Campus Performance	2022 STAAR Tested Campus Participation	2022 STAAR Tested Campus Performance	2023 STAAR Campus Performance/Participation			2023-2024 STAAR Goal Campus Performance
	Passing Percentage					# Tested	Total Passed	% Passed	
All Students	2020 Accountability Ratings- NOT RATED: DECLARED STATE OF DISASTER	57%	79%	99%	87%	193	163	84%	100%
American Indian		*	*	*	*	3	2	67%	100%
Asian		*	*	100%	100%	4	4	100%	100%
African American		*	*	*	*	*	*	*	100%
Hispanic		57%	78%	99%	86%	184	155	84%	100%
White		40%	*	100%	80%	1	1	100%	100%
Pacific Islander		*	*	*	*	*	*	*	100%
Two or More Races		*	*	*	*	1	1	100%	100%
Male		77%	77%		85%	89	71	80%	100%
Female		81%	81%		88%	104	92	88%	100%
Eco Disadvantage		56%	72%	99%	83%	136	110	81%	100%
Special Education		54%	50%	100%	62%	43	24	56%	100%
At-Risk		67%	67%		77%	99	69	70%	100%
EB/EL (English Learner)		76%	64%	100%	82%	64	51	80%	100%
Migrant		*	*		100%	1	1	100%	100%
Gifted and Talented		94%	94%		100%	41	41	100%	100%

\* 2020-2021 No Accountability - Not Rated: Declared State of Disaster, however, different than 2019-2020. STAAR tests were administered and Fall 2021 HB 4545 came into effect.

Name of Campus: **Hendricks Elementary**

Campus Performance Objectives

Indicator: **Math**  
Grade: **All Grades**

Group	2019-2020 STAAR Campus Performance	2021 STAAR Tested Campus Participation	2021 STAAR Tested Campus Performance	2022 STAAR Tested Campus Participation	2022 STAAR Tested Campus Performance	2023 STAAR Campus Performance/Participation			2023-2024 STAAR Goal Campus Performance
	Passing Percentage					# Tested	Total Passed	% Passed	
All Students	2020 Accountability Ratings- NOT RATED: DECLARED STATE OF DISASTER	50%	70%	99%	81%	192	162	84%	100%
American Indian		*	*	*	*	3	3	100%	100%
Asian		*	*	100%	100%	4	4	100%	100%
African American		*	*	*	*	*	*	*	100%
Hispanic		49%	69%	99%	81%	183	153	84%	100%
White		40%	*	100%	80%	1	1	100%	100%
Pacific Islander		*	*	*	*	*	*	*	100%
Two or More Races		*	*	*	*	1	1	100%	100%
Male		75%	75%		81%	89	73	82%	100%
Female		67%	67%		82%	103	89	86%	100%
Eco Disadvantage		47%	63%	99%	79%	135	108	80%	100%
Special Education		51%	42%	100%	56%	43	30	70%	100%
At-Risk		60%	60%		74%	99	74	75%	100%
EB/EL (English Learner)		47%	57%	100%	79%	64	55	86%	100%
Migrant		*	*		100%	1	1	100%	100%
Gifted and Talented		100%	100%		97%	41	41	100%	100%

\* 2020-2021 No Accountability - Not Rated: Declared State of Disaster, however, different than 2019-2020. STAAR tests were administered and Fall 2021 HB 4545 came into effect

Name of Campus: **Hendricks Elementary**

Campus Performance Objectives

Indicator: **Science**  
Grade: **All Grades**

Group	2019-2020 STAAR Campus Performance	2021 STAAR Tested Campus Participation	2021 STAAR Tested Campus Performance	2022 STAAR Tested Campus Participation	2022 STAAR Tested Campus Performance	2023 STAAR Campus Performance/Participation			2023-2024 STAAR Goal Campus Performance
	Passing Percentage					# Tested	Total Passed	% Passed	
All Students	2020 Accountability Ratings- NOT RATED: DECLARED STATE OF DISASTER	58%	55%	99%	72%	72	55	76%	100%
American Indian		*	*	*	*	1	1	100%	100%
Asian		*	*	*	*	1	1	100%	100%
African American		*	*	*	*	*	*	*	100%
Hispanic		57%	53%	99%	73%	70	53	76%	100%
White		*	*	100%	67%	*	*	*	100%
Pacific Islander		*	*	*	*	*	*	*	100%
Two or More Races		*	*	*	*	*	*	*	100%
Male		61%	61%		76%	33	28	85%	100%
Female		50%	50%		68%	39	27	69%	100%
Eco Disadvantage		58%	46%	98%	69%	51	35	69%	100%
Special Education		45%	40%	100%	50%	18	7	39%	100%
At-Risk		22%	22%		59%	38	23	61%	100%
EB/EL (English Learner)		61%	23%	100%	61%	27	17	63%	100%
Migrant		*	*		100%	*	*	*	100%
Gifted and Talented		90%	90%		100%	16	16	100%	100%

\* 2020-2021 No Accountability - Not Rated: Declared State of Disaster, however, different than 2019-2020. STAAR tests were administered and Fall 2021 HB 4545 came into effect

Name of Campus: **Houston Elementary**

Campus Performance Objectives

Indicator: **Reading**  
Grade: **All Grades**

2019-2020 STAAR Campus Performance		2021 STAAR Tested Campus Participation	2021 STAAR Tested Campus Performance	2022 STAAR Tested Campus Participation	2022 STAAR Tested Campus Performance	2023 STAAR Campus Performance/Participation			2023-2024 STAAR Goal Campus Performance
Group	Passing Percentage					# Tested	Total Passed	% Passed	
		Percentage	Percentage	Participation Percentage	Performance Percentage				Passing Percentage
All Students	2020 Accountability Ratings - NOT RATED DECLARED STATE OF DISASTER	40%	60%	100%	88%	190	149	78%	100%
American Indian		*	*	*	*	*	*	*	100%
Asian		*	*	*	*	*	*	*	100%
African American		*	*	*	*	*	*	*	100%
Hispanic		40%	60%	100%	88%	190	149	78%	100%
White		*	*	*	*	*	*	*	100%
Pacific Islander		*	*	*	*	*	*	*	100%
Two or More Races		*	*	*	*	*	*	*	100%
Male		53%	53%		87%	100	80	80%	100%
Female		71%	71%		90%	90	69	77%	100%
Eco Disadvantage		41%	60%	100%	88%	162	127	78%	100%
Special Education		55%	64%	100%	75%	25	14	56%	100%
At-Risk		56%	56%		87%	152	112	74%	100%
EB/EL (English Learner)		43%	59%	100%	88%	129	96	74%	100%
Migrant		*	*		100%	3	2	67%	100%
Gifted and Talented		100%	100%		100%	28	28	100%	100%

\* 2020-2021 No Accountability - Not Rated: Declared State of Disaster, however, different than 2019-2020. STAAR tests were administered and Fall 2021 HB 4545 came into effect.

Name of Campus: **Houston Elementary**

Campus Performance Objectives

Indicator: **Math**  
Grade: **All Grades**

2019-2020 STAAR Campus Performance		2021 STAAR Tested Campus Participation	2021 STAAR Tested Campus Performance	2022 STAAR Tested Campus Participation	2022 STAAR Tested Campus Performance	2023 STAAR Campus Performance/Participation			2023-2024 STAAR Goal Campus Performance	
Group	Passing Percentage					# Tested	Total Passed	% Passed		Passing Percentage
2020 Accountability Ratings - NOT RATED DECLARED STATE OF DISASTER		2021 Accountability Ratings - NOT RATED DECLARED STATE OF DISASTER	Percentage	Percentage	Participation Percentage	Performance Percentage	# Tested	Total Passed	% Passed	Passing Percentage
All Students			39%	51%	100%	82%	189	145	77%	100%
American Indian			*	*	*	*	*	*	*	100%
Asian			*	*	*	*	*	*	*	100%
African American			*	*	*	*	*	*	*	100%
Hispanic			39%	51%	100%	82%	189	145	77%	100%
White			*	*	*	*	*	*	*	100%
Pacific Islander			*	*	*	*	*	*	*	100%
Two or More Races			*	*	*	*	*	*	*	100%
Male			46%	46%		86%	99	78	79%	100%
Female			55%	55%		79%	90	67	74%	100%
Eco Disadvantage			39%	48%	100%	81%	161	122	76%	100%
Special Education			50%	64%	100%	80%	25	14	56%	100%
At-Risk			45%	45%		80%	152	111	73%	100%
EB/EL (English Learner)			40%	52%	100%	83%	129	100	78%	100%
Migrant			*	*		100%	2	1	50%	100%
Gifted and Talented			100%	100%		100%	28	28	100%	100%

\* 2020-2021 No Accountability - Not Rated: Declared State of Disaster, however, different than 2019-2020. STAAR tests were administered and Fall 2021 HB 4545 came into effect.

Name of Campus: **Houston Elementary**

Campus Performance Objectives

Indicator: **Science**  
Grade: **All Grades**

2019-2020 STAAR Campus Performance		2021 STAAR Tested Campus Participation	2021 STAAR Tested Campus Performance	2022 STAAR Tested Campus Participation	2022 STAAR Tested Campus Performance	2023 STAAR Campus Performance/Participation			2023-2024 STAAR Goal Campus Performance
Group	Passing Percentage					# Tested	Total Passed	% Passed	
2020 Accountability Ratings - NOT RATED DECLARED STATE OF DISASTER		2021 Accountability Ratings - NOT RATED DECLARED STATE OF DISASTER		Percentage	Percentage	Participation Percentage	Performance Percentage		Passing Percentage
All Students		37%	44%	100%	61%	80	55	69%	100%
American Indian		*	*	*	*	*	*	*	100%
Asian		*	*	*	*	*	*	*	100%
African American		*	*	*	*	*	*	*	100%
Hispanic		37%	44%	100%	61%	80	55	69%	100%
White		*	*	*	*	*	*	*	100%
Pacific Islander		*	*	*	*	*	*	*	100%
Two or More Races		*	*	*	*	*	*	*	100%
Male		40%	40%		70%	47	35	74%	100%
Female		50%	54%		53%	33	20	61%	100%
Eco Disadvantage		36%	46%	100%	61%	64	42	66%	100%
Special Education		80%	*	100%	56%	11	7	64%	100%
At-Risk		41%	41%		61%	62	39	63%	100%
EB/EL (English Learner)		33%	43%	100%	63%	55	36	65%	100%
Migrant		*	*		*	3	2	67%	100%
Gifted and Talented		100%	100%		100%	17	16	94%	100%

\* 2020-2021 No Accountability - Not Rated: Declared State of Disaster, however, different than 2019-2020. STAAR tests were administered and Fall 2021 HB 4545 came into effect.

Name of Campus: **Jackson Elementary**

Campus Performance Objectives

Indicator: **Reading**  
Grade: **All Grades**

Group	2019-2020 STAAR Campus Performance	2021 STAAR Tested Campus Participation	2021 STAAR Tested Campus Performance	2022 STAAR Tested Campus Participation	2022 STAAR Tested Campus Performance	2023 STAAR Campus Performance/Participation			2023-2024 STAAR Goal Campus Performance
	Passing Percentage					# Tested	Total Passed	% Passed	
All Students	2020 Accountability Ratings - NOT RATED DECLARED STATE OF DISASTER	49%	67%	100%	76%	244	194	80%	100%
American Indian		*	*	*	*	*	*	*	100%
Asian		*	*	100%	100%	1	1	100%	100%
African American		*	*	100%	100%	2	2	100%	100%
Hispanic		50%	66%	100%	75%	235	185	79%	100%
White		*	*	100%	86%	6	6	100%	100%
Pacific Islander		*	*	*	*	*	*	*	100%
Two or More Races		*	*	100%	100%	*	*	*	100%
Male		65%	65%		75%	130	102	78%	100%
Female		68%	68%		78%	114	92	81%	100%
Eco Disadvantage		51%	66%	100%	75%	195	152	78%	100%
Special Education		47%	15%	100%	52%	44	25	57%	100%
At-Risk		62%	62%		70%	174	129	74%	100%
EB/EL (English Learner)		64%	66%	99%	65%	131	98	75%	100%
Migrant		60%	60%		69%	14	10	71%	100%
Gifted and Talented		100%	100%		100%	35	35	100%	100%

\* 2020-2021 No Accountability - Not Rated: Declared State of Disaster, however, different than 2019-2020. STAAR tests were administered and Fall 2021 HB 4545 came into effect.

Name of Campus: **Jackson Elementary**

Campus Performance Objectives

Indicator: **Math**  
Grade: **All Grades**

2019-2020 STAAR Campus Performance		2021 STAAR Tested Campus Participation	2021 STAAR Tested Campus Performance	2022 STAAR Tested Campus Participation	2022 STAAR Tested Campus Performance	2023 STAAR Campus Performance/Participation			2023-2024 STAAR Goal Campus Performance		
Group	Passing Percentage					# Tested	Total Passed	% Passed		Passing Percentage	
2020 Accountability Ratings - NOT RATED DECLARED STATE OF DISASTER		2021 Accountability Ratings - NOT RATED DECLARED STATE OF DISASTER		Percentage	Percentage	Participation Percentage	Performance Percentage	# Tested	Total Passed	% Passed	Passing Percentage
All Students		43%	55%	100%	78%	244	200	82%	100%		
American Indian		*	*	*	*	*	*	*	100%		
Asian		*	*	100%	100%	1	1	100%	100%		
African American		*	*	100%	50%	2	2	100%	100%		
Hispanic		44%	54%	100%	78%	235	191	81%	100%		
White		*	*	100%	100%	6	6	100%	100%		
Pacific Islander		*	*	*	*	*	*	*	100%		
Two or More Races		*	*	100%	100%	*	*	*	100%		
Male		57%	57%		76%	130	105	81%	100%		
Female		51%	51%		81%	114	95	83%	100%		
Eco Disadvantage		45%	54%	100%	76%	195	161	83%	100%		
Special Education		34%	15%	100%	36%	44	27	61%	100%		
At-Risk		50%	50%		76%	174	133	76%	100%		
EB/EL (English Learner)		53%	49%	99%	76%	131	105	80%	100%		
Migrant		30%	30%		69%	14	11	79%	100%		
Gifted and Talented		100%	100%		100%	35	35	100%	100%		

\* 2020-2021 No Accountability - Not Rated: Declared State of Disaster, however, different than 2019-2020. STAAR tests were administered and Fall 2021 HB 4545 came into effect.

Name of Campus: **Jackson Elementary**

Campus Performance Objectives

Indicator: **Science**  
Grade: **All Grades**

2019-2020 STAAR Campus Performance		2021 STAAR Tested Campus Participation	2021 STAAR Tested Campus Performance	2022 STAAR Tested Campus Participation	2022 STAAR Tested Campus Performance	2023 STAAR Campus Performance/Participation			2023-2024 STAAR Goal Campus Performance
Group	Passing Percentage					# Tested	Total Passed	% Passed	
2020 Accountability Ratings - NOT RATED DECLARED STATE OF DISASTER		2021 Accountability Ratings - NOT RATED DECLARED STATE OF DISASTER		Percentage	Percentage	Participation Percentage	Performance Percentage		
All Students		28%	27%	100%	44%	83	46	55%	100%
American Indian		*	*	*	*	*	*	*	100%
Asian		*	*	*	*	1	1	100%	100%
African American		*	*	*	*	2	2	100%	100%
Hispanic		28%	24%	100%	44%	77	40	52%	100%
White		*	*	100%	0%	3	3	100%	100%
Pacific Islander		*	*	*	*	*	*	*	100%
Two or More Races		*	*	*	*	*	*	*	100%
Male		31%	31%		45%	39	24	62%	100%
Female		27%	27%		30%	44	22	50%	100%
Eco Disadvantage		30%	24%	100%	42%	66	36	55%	100%
Special Education		14%	*	100%	14%	14	5	36%	100%
At-Risk		23%	23%		38%	63	27	43%	100%
EB/EL (English Learner)		34%	21%	100%	41%	46	20	43%	100%
Migrant		100%	100%		14%	6	3	50%	100%
Gifted and Talented		100%	100%		100%	13	10	77%	100%

\* 2020-2021 No Accountability - Not Rated: Declared State of Disaster, however, different than 2019-2020. STAAR tests were administered and Fall 2021 HB 4545 came into effect.

Name of Campus: **McAuliffeElementary**

Campus Performance Objectives

Indicator: **Reading**  
Grade: **All Grades**

Group	2019-2020 STAAR Campus Performance	2021 STAAR Tested Campus Participation	2021 STAAR Tested Campus Performance	2022 STAAR Tested Campus Participation	2022 STAAR Tested Campus Performance	2023 STAAR Campus Performance/Participation			2023-2024 STAAR Goal Campus Performance	
	Passing Percentage					# Tested	Total Passed	% Passed		Passing Percentage
All Students	2020 Accountability Ratings- NOT RATED: DECLARED STATE OF DISASTER	2021 Accountability Ratings - NOT RATED DECLARED STATE OF DISASTER	63%	65%	100%	79%	176	135	77%	100%
American Indian			*	*	*	*	*	*	*	100%
Asian			*	*	100%	50%	2	2	100%	100%
African American			*	*	*	*	*	*	*	100%
Hispanic			63%	63%	100%	79%	168	128	76%	100%
White			*	*	100%	83%	6	5	83%	100%
Pacific Islander			*	*	*	*	*	*	*	100%
Two or More Races			*	*	*	*	*	*	*	100%
Male			64%	64%		80%	103	72	70%	100%
Female			65%	65%		79%	73	63	86%	100%
Eco Disadvantage			63%	60%	100%	78%	141	107	76%	100%
Special Education			67%	53%	100%	57%	44	24	55%	100%
At-Risk			50%	50%		73%	92	72	78%	100%
EB/EL (English Learner)			72%	54%	100%	72%	81	64	79%	100%
Migrant			33%	33%		0%	2	0	0%	100%
Gifted and Talented			89%	89%		100%	27	26	96%	100%

\* 2020-2021 No Accountability - Not Rated: Declared State of Disaster, however, different than 2019-2020. STAAR tests were administered and Fall 2021 HB 4545 came into effect.

Name of Campus: **McAuliffeElementary**

Campus Performance Objectives

Indicator: **Math**  
Grade: **All Grades**

Group	2019-2020 STAAR Campus Performance	2021 STAAR Tested Campus Participation	2021 STAAR Tested Campus Performance	2022 STAAR Tested Campus Participation	2022 STAAR Tested Campus Performance	2023 STAAR Campus Performance/Participation			2023-2024 STAAR Goal Campus Performance	
	Passing Percentage					# Tested	Total Passed	% Passed		Passing Percentage
All Students	2020 Accountability Ratings- NOT RATED- DECLARED STATE OF DISASTER	2021 Accountability Ratings - NOT RATED DECLARED STATE OF DISASTER	62%	46%	100%	78%	175	126	72%	100%
American Indian			*	*	*	*	*	*	*	100%
Asian			*	*	100%	50%	2	2	100%	100%
African American			*	*	*	*	*	*	*	100%
Hispanic			61%	46%	100%	79%	167	119	71%	100%
White			*	*	100%	67%	6	5	83%	100%
Pacific Islander			*	*	*	*	*	*	*	100%
Two or More Races			*	*	*	*	*	*	*	100%
Male			45%	45%		81%	103	75	73%	100%
Female			48%	48%		74%	72	51	71%	100%
Eco Disadvantage			61%	43%	100%	76%	141	97	69%	100%
Special Education			60%	41%	100%	47%	44	27	61%	100%
At-Risk			31%	31%		71%	91	65	71%	100%
EB/EL (English Learner)			67%	37%	100%	70%	81	60	74%	100%
Migrant			*	*		0%	2	1	50%	100%
Gifted and Talented			100%	83%		100%	26	26	100%	100%

\* 2020-2021 No Accountability - Not Rated: Declared State of Disaster, however, different than 2019-2020. STAAR tests were administered and Fall 2021 HB 4545 came into effect

Name of Campus: **McAuliffeElementary**

Campus Performance Objectives

Indicator: **Science**  
Grade: **All Grades**

Group	2019-2020 STAAR Campus Performance	2021 STAAR Tested Campus Participation	2021 STAAR Tested Campus Performance	2022 STAAR Tested Campus Participation	2022 STAAR Tested Campus Performance	2023 STAAR Campus Performance/Participation			2023-2024 STAAR Goal Campus Performance	
	Passing Percentage					# Tested	Total Passed	% Passed		Passing Percentage
All Students	2020 Accountability Ratings- NOT RATED: DECLARED STATE OF DISASTER	2021 Accountability Ratings - NOT RATED DECLARED STATE OF DISASTER	59%	53%	100%	69%	56	36	64%	100%
American Indian			*	*	*	*	*	*	*	100%
Asian			*	*	*	*	1	1	100%	100%
African American			*	*	*	*	*	*	*	100%
Hispanic			58%	50%	100%	69%	53	33	62%	100%
White			*	*	100%	50%	2	2	100%	100%
Pacific Islander			*	*	*	*	*	*	*	100%
Two or More Races			*	*	*	*	*	*	*	100%
Male			59%	59%		58%	29	20	69%	100%
Female			44%	44%		76%	27	16	59%	100%
Eco Disadvantage			59%	49%	100%	67%	46	29	63%	100%
Special Education			64%	57%	100%	33%	8	2	25%	100%
At-Risk			42%	42%		61%	39	24	62%	100%
EB/EL (English Learner)			59%	42%	100%	64%	33	20	61%	100%
Migrant			*	*		*	1	1	100%	100%
Gifted and Talented			100%	100%		100%	9	9	100%	100%

\* 2020-2021 No Accountability - Not Rated: Declared State of Disaster, however, different than 2019-2020. STAAR tests were administered and Fall 2021 HB 4545 came into effect

Name of Campus: **Milam Elementary**

Campus Performance Objectives

Indicator: **Reading**  
Grade: **All Grades**

Group	2019-2020 STAAR Campus Performance	2021 STAAR Tested Campus Participation	2021 STAAR Tested Campus Performance	2022 STAAR Tested Campus Participation	2022 STAAR Tested Campus Performance	2023 STAAR Campus Performance/Participation			2023-2024 STAAR Goal Campus Performance
	Passing Percentage					# Tested	Total Passed	% Passed	
All Students	2020 Accountability Ratings- NOT RATED: DECLARED STATE OF DISASTER	60%	90%	100%	90%	350	313	89%	100%
American Indian		*	*	*	*	*	*	*	100%
Asian		*	*	100%	100%	3	3	100%	100%
African American		*	*	*	*	*	*	*	100%
Hispanic		59%	88%	100%	89%	306	270	88%	100%
White		62%	96%	100%	100%	40	39	98%	100%
Pacific Islander		*	*	*	*	*	*	*	100%
Two or More Races		*	*	100%	100%	1	1	100%	100%
Male		85%	85%		89%	192	169	88%	100%
Female		93%	93%		92%	158	144	91%	100%
Eco Disadvantage		59%	82%	100%	85%	191	164	86%	100%
Special Education		61%	71%	100%	68%	51	36	71%	100%
At-Risk		76%	76%		82%	117	95	81%	100%
EB/EL (English Learner)		85%	71%	100%	84%	109	88	81%	100%
Migrant		*	*		83%	1	1	100%	100%
Gifted and Talented		100%	100%		100%	92	91	99%	100%

\* 2020-2021 No Accountability - Not Rated: Declared State of Disaster, however, different than 2019-2020. STAAR tests were administered and Fall 2021 HB 4545 came into effect.

Name of Campus: **Milam Elementary**

Campus Performance Objectives

Indicator: **Math**  
Grade: **All Grades**

Group	2019-2020 STAAR Campus Performance	2021 STAAR Tested Campus Participation	2021 STAAR Tested Campus Performance	2022 STAAR Tested Campus Participation	2022 STAAR Tested Campus Performance	2023 STAAR Campus Performance/Participation			2023-2024 STAAR Goal Campus Performance
	Passing Percentage					# Tested	Total Passed	% Passed	
All Students	2020 Accountability Ratings- NOT RATED: DECLARED STATE OF DISASTER	45%	87%	100%	88%	350	310	89%	100%
American Indian		*	*	*	*	*	*	*	100%
Asian		*	*	100%	100%	3	3	100%	100%
African American		*	*	*	*	*	*	*	100%
Hispanic		43%	85%	100%	86%	306	269	88%	100%
White		60%	96%	100%	95%	40	37	93%	100%
Pacific Islander		*	*	*	*	*	*	*	100%
Two or More Races		*	*	100%	100%	1	1	100%	100%
Male		86%	86%		89%	192	170	89%	100%
Female		86%	86%		86%	158	140	89%	100%
Eco Disadvantage		36%	77%	100%	83%	191	163	85%	100%
Special Education		29%	71%	100%	65%	51	42	82%	100%
At-Risk		70%	70%		81%	117	97	83%	100%
EB/EL (English Learner)		36%	66%	100%	82%	109	91	83%	100%
Migrant		*	*		83%	1	1	100%	100%
Gifted and Talented		98%	98%		100%	92	91	99%	100%

\* 2020-2021 No Accountability - Not Rated: Declared State of Disaster, however, different than 2019-2020. STAAR tests were administered and Fall 2021 HB 4545 came into effect

Name of Campus: **Milam Elementary**

Campus Performance Objectives

Indicator: **Science**  
Grade: **All Grades**

Group	2019-2020 STAAR Campus Performance	2021 STAAR Tested Campus Participation	2021 STAAR Tested Campus Performance	2022 STAAR Tested Campus Participation	2022 STAAR Tested Campus Performance	2023 STAAR Campus Performance/Participation			2023-2024 STAAR Goal Campus Performance
	Passing Percentage					# Tested	Total Passed	% Passed	
All Students	2020 Accountability Ratings- NOT RATED- DECLARED STATE OF DISASTER	42%	85%	100%	82%	133	109	82%	100%
American Indian		*	*	*	*	*	*	*	100%
Asian		*	*	100%	100%	*	*	*	100%
African American		*	*	*	*	*	*	*	100%
Hispanic		42%	83%	100%	80%	115	93	81%	100%
White		45%	100%	100%	93%	17	15	88%	100%
Pacific Islander		*	*	*	*	*	*	*	100%
Two or More Races		*	*	100%	100%	1	1	100%	100%
Male		87%	87%		81%	72	57	79%	100%
Female		81%	81%		83%	61	52	85%	100%
Eco Disadvantage		35%	64%	100%	74%	81	63	78%	100%
Special Education		33%	*	100%	48%	25	16	64%	100%
At-Risk		56%	56%		69%	54	39	72%	100%
EB/EL (English Learner)		34%	40%	100%	70%	43	29	67%	100%
Migrant		*	*		75%	1	1	100%	100%
Gifted and Talented		100%	100%		100%	43	43	100%	100%

\* 2020-2021 No Accountability - Not Rated: Declared State of Disaster, however, different than 2019-2020. STAAR tests were administered and Fall 2021 HB 4545 came into effect

Name of Campus: **Perez Elementary**

Campus Performance Objectives

Indicator: **Reading**  
Grade: **All Grades**

2019-2020 STAAR Campus Performance		2021 STAAR Tested Campus Participation	2021 STAAR Tested Campus Performance	2022 STAAR Tested Campus Participation	2022 STAAR Tested Campus Performance	2023 STAAR Campus Performance/Participation			2023-2024 STAAR Goal Campus Performance
Group	Passing Percentage					# Tested	Total Passed	% Passed	
2020 Accountability Ratings - NOT RATED DECLARED STATE OF DISASTER		2021 Accountability Ratings - NOT RATED DECLARED STATE OF DISASTER		Percentage	Percentage	Participation Percentage	Performance Percentage		Passing Percentage
All Students		53%	85%	100%	88%	267	236	88%	100%
American Indian		*	*	*	*	*	*	*	100%
Asian		*	*	100%	100%	3	3	100%	100%
African American		*	*	*	*	*	*	*	100%
Hispanic		54%	84%	100%	87%	245	217	89%	100%
White		50%	*	100%	100%	15	13	87%	100%
Pacific Islander		*	*	*	*	*	*	*	100%
Two or More Races		*	*	100%	100%	4	3	75%	100%
Male		79%	79%		85%	138	115	83%	100%
Female		90%	90%		91%	129	121	94%	100%
Eco Disadvantage		49%	80%	100%	81%	91	78	86%	100%
Special Education		49%	46%	100%	39%	49	34	69%	100%
At-Risk		77%	77%		77%	60	44	73%	100%
EB/EL (English Learner)		71%	80%	100%	70%	51	39	76%	100%
Migrant		*	*		100%	3	2	67%	100%
Gifted and Talented		100%	100%		100%	58	58	100%	100%

\* 2020-2021 No Accountability - Not Rated: Declared State of Disaster, however, different than 2019-2020. STAAR tests were administered and Fall 2021 HB 4545 came into effect.

Name of Campus: **Perez Elementary**

Campus Performance Objectives

Indicator: **Math**  
Grade: **All Grades**

2019-2020 STAAR Campus Performance		2021 STAAR Tested Campus Participation	2021 STAAR Tested Campus Performance	2022 STAAR Tested Campus Participation	2022 STAAR Tested Campus Performance	2023 STAAR Campus Performance/Participation			2023-2024 STAAR Goal Campus Performance
Group	Passing Percentage					# Tested	Total Passed	% Passed	
2020 Accountability Ratings - NOT RATED DECLARED STATE OF DISASTER		2021 Accountability Ratings - NOT RATED DECLARED STATE OF DISASTER		Percentage	Percentage	Participation Percentage	Performance Percentage		Passing Percentage
All Students		48%	83%	100%	85%	267	235	88%	100%
American Indian		*	*	*	*	*	*	*	100%
Asian		*	*	100%	100%	3	3	100%	100%
African American		*	*	*	*	*	*	*	100%
Hispanic		49%	82%	100%	85%	245	216	88%	100%
White		50%	*	100%	80%	15	12	80%	100%
Pacific Islander		*	*	*	*	*	*	*	100%
Two or More Races		*	*	100%	100%	4	4	100%	100%
Male		86%	86%		83%	138	118	86%	100%
Female		81%	84%		88%	129	117	91%	100%
Eco Disadvantage		42%	73%	100%	79%	91	75	82%	100%
Special Education		37%	46%	100%	45%	49	34	69%	100%
At-Risk		71%	71%		78%	60	48	80%	100%
EB/EL (English Learner)		52%	76%	100%	73%	51	42	82%	100%
Migrant		*	*		50%	3	2	67%	100%
Gifted and Talented		100%	100%		98%	58	58	100%	100%

\* 2020-2021 No Accountability - Not Rated: Declared State of Disaster, however, different than 2019-2020. STAAR tests were administered and Fall 2021 HB 4545 came into effect.

Name of Campus: **Perez Elementary**

Campus Performance Objectives

Indicator: **Science**  
Grade: **All Grades**

2019-2020 STAAR Campus Performance		2021 STAAR Tested Campus Participation	2021 STAAR Tested Campus Performance	2022 STAAR Tested Campus Participation	2022 STAAR Tested Campus Performance	2023 STAAR Campus Performance/Participation			2023-2024 STAAR Goal Campus Performance
Group	Passing Percentage					# Tested	Total Passed	% Passed	
2020 Accountability Ratings - NOT RATED DECLARED STATE OF DISASTER		2021 Accountability Ratings - NOT RATED DECLARED STATE OF DISASTER		Percentage	Percentage	Participation Percentage	Performance Percentage		Passing Percentage
All Students		56%	73%	100%	67%	94	69	73%	100%
American Indian		*	*	*	*	*	*	*	100%
Asian		*	*	*	*	1	1	100%	100%
African American		*	*	*	*	*	*	*	100%
Hispanic		57%	69%	100%	67%	88	63	72%	100%
White		*	*	100%	67%	4	4	100%	100%
Pacific Islander		*	*	*	*	*	*	*	100%
Two or More Races		*	*	*	*	1	1	100%	100%
Male		67%	67%		71%	43	29	67%	100%
Female		77%	77%		64%	51	40	78%	100%
Eco Disadvantage		49%	63%	100%	57%	24	14	58%	100%
Special Education		40%	*	100%	22%	21	9	43%	100%
At-Risk		53%	53%		48%	27	10	37%	100%
EB/EL (English Learner)		60%	56%	100%	60%	21	9	43%	100%
Migrant		*	*		*	*	*	*	100%
Gifted and Talented		89%	89%		100%	25	25	100%	100%

\* 2020-2021 No Accountability - Not Rated: Declared State of Disaster, however, different than 2019-2020. STAAR tests were administered and Fall 2021 HB 4545 came into effect.

Name of Campus: **Rayburn Elementary**

Campus Performance Objectives

Indicator: **Reading**  
Grade: **All Grades**

Group	2019-2020 STAAR Campus Performance	2021 STAAR Tested Campus Participation	2021 STAAR Tested Campus Performance	2022 STAAR Tested Campus Participation	2022 STAAR Tested Campus Performance	2023 STAAR Campus Performance/Participation			2023-2024 STAAR Goal Campus Performance	
	Passing Percentage					# Tested	Total Passed	% Passed		Passing Percentage
All Students	2020 Accountability Ratings- NOT RATED: DECLARED STATE OF DISASTER	2021 Accountability Ratings - NOT RATED DECLARED STATE OF DISASTER	77%	83%	100%	91%	198	174	88%	100%
American Indian			*	*	*	*	1	1	100%	100%
Asian			*	*	100%	100%	5	4	80%	100%
African American			*	*	*	*	*	*	*	100%
Hispanic			76%	83%	100%	90%	180	159	88%	100%
White			92%	90%	92%	100%	11	9	82%	100%
Pacific Islander			*	*	*	*	*	*	*	100%
Two or More Races			*	*	100%	100%	1	1	100%	100%
Male			85%	85%		92%	102	92	90%	100%
Female			81%	81%		90%	96	82	85%	100%
Eco Disadvantage			79%	83%	100%	88%	137	118	86%	100%
Special Education			82%	52%	100%	65%	43	29	67%	100%
At-Risk			69%	69%		82%	57	47	82%	100%
EB/EL (English Learner)			84%	59%	100%	82%	37	29	78%	100%
Migrant			50%	50%		67%	2	1	50%	100%
Gifted and Talented			100%	100%		100%	33	33	100%	100%

\* 2020-2021 No Accountability - Not Rated: Declared State of Disaster, however, different than 2019-2020. STAAR tests were administered and Fall 2021 HB 4545 came into effect.

Name of Campus: **Rayburn Elementary**

Campus Performance Objectives

Indicator: **Math**  
Grade: **All Grades**

Group	2019-2020 STAAR Campus Performance	2021 STAAR Tested Campus Participation	2021 STAAR Tested Campus Performance	2022 STAAR Tested Campus Participation	2022 STAAR Tested Campus Performance	2023 STAAR Campus Performance/Participation			2023-2024 STAAR Goal Campus Performance
	Passing Percentage					# Tested	Total Passed	% Passed	
All Students	2020 Accountability Ratings- NOT RATED- DECLARED STATE OF DISASTER	77%	75%	100%	91%	198	175	88%	100%
American Indian		*	*	*	*	1	1	100%	100%
Asian		*	*	100%	100%	5	4	80%	100%
African American		*	*	*	*	*	*	*	100%
Hispanic		76%	74%	100%	90%	180	160	89%	100%
White		92%	80%	92%	100%	11	9	82%	100%
Pacific Islander		*	*	*	*	*	*	*	100%
Two or More Races		*	*	100%	100%	1	1	100%	100%
Male		81%	81%		93%	102	89	87%	100%
Female		71%	71%		90%	96	86	90%	100%
Eco Disadvantage		78%	73%	100%	88%	137	117	85%	100%
Special Education		77%	62%	100%	69%	43	35	81%	100%
At-Risk		61%	63%		82%	57	45	79%	100%
EB/EL (English Learner)		82%	57%	100%	95%	37	29	78%	100%
Migrant		50%	50%		67%	2	1	50%	100%
Gifted and Talented		100%	100%		100%	33	33	100%	100%

\* 2020-2021 No Accountability - Not Rated: Declared State of Disaster, however, different than 2019-2020. STAAR tests were administered and Fall 2021 HB 4545 came into effect

Name of Campus: **Rayburn Elementary**

Campus Performance Objectives

Indicator: **Science**  
Grade: **All Grades**

Group	2019-2020 STAAR Campus Performance	2021 STAAR Tested Campus Participation	2021 STAAR Tested Campus Performance	2022 STAAR Tested Campus Participation	2022 STAAR Tested Campus Performance	2023 STAAR Campus Performance/Participation			2023-2024 STAAR Goal Campus Performance
	Passing Percentage					# Tested	Total Passed	% Passed	
All Students	2020 Accountability Ratings- NOT RATED- DECLARED STATE OF DISASTER	82%	62%	100%	78%	56	41	73%	100%
American Indian		*	*	*	*	*	*	*	100%
Asian		*	*	*	*	*	*	*	100%
African American		*	*	*	*	*	*	*	100%
Hispanic		81%	64%	100%	77%	55	40	73%	100%
White		*	*	100%	100%	1	1	100%	100%
Pacific Islander		*	*	*	*	*	*	*	100%
Two or More Races		*	*	100%	0%	*	*	*	100%
Male		52%	52%		90%	24	19	79%	100%
Female		70%	70%		68%	32	22	69%	100%
Eco Disadvantage		87%	56%	100%	71%	38	25	66%	100%
Special Education		78%	43%	100%	25%	8	5	63%	100%
At-Risk		43%	43%		66%	21	12	57%	100%
EB/EL (English Learner)		62%	50%	100%	64%	10	3	30%	100%
Migrant		100%	100%		100%	1	1	100%	100%
Gifted and Talented		100%	100%		100%	10	10	100%	100%

\* 2020-2021 No Accountability - Not Rated: Declared State of Disaster, however, different than 2019-2020. STAAR tests were administered and Fall 2021 HB 4545 came into effect

Name of Campus: **Roosevelt Elementary**

Campus Performance Objectives

Indicator: **Reading**  
Grade: **All Grades**

Group	2019-2020 STAAR Campus Performance	2021 STAAR Tested Campus Participation	2021 STAAR Tested Campus Performance	2022 STAAR Tested Campus Participation	2022 STAAR Tested Campus Performance	2023 STAAR Campus Performance/Participation			2023-2024 STAAR Goal Campus Performance
	Passing Percentage					# Tested	Total Passed	% Passed	
All Students	2020 Accountability Ratings- NOT RATED: DECLARED STATE OF DISASTER	42%	53%	100%	70%	204	154	75%	100%
American Indian		*	*	*	*	*	*	*	100%
Asian		*	*	*	*	*	*	*	100%
African American		*	*	*	*	*	*	*	100%
Hispanic		42%	53%	100%	70%	201	151	75%	100%
White		*	*	*	*	2	2	100%	100%
Pacific Islander		*	*	*	*	*	*	*	100%
Two or More Races		*	*	*	*	1	1	100%	100%
Male		47%	47%		69%	119	81	68%	100%
Female		58%	58%		72%	85	73	86%	100%
Eco Disadvantage		43%	54%	100%	69%	159	120	75%	100%
Special Education		53%	21%	100%	37%	52	29	56%	100%
At-Risk		39%	39%		69%	131	98	75%	100%
EB/EL (English Learner)		50%	43%	100%	72%	127	95	75%	100%
Migrant		*	*		100%	4	3	75%	100%
Gifted and Talented		100%	100%		100%	15	15	100%	100%

\* 2020-2021 No Accountability - Not Rated: Declared State of Disaster, however, different than 2019-2020. STAAR tests were administered and Fall 2021 HB 4545 came into effect.

Name of Campus: **Roosevelt Elementary**

Campus Performance Objectives

Indicator: **Math**  
Grade: **All Grades**

2019-2020 STAAR Campus Performance		2021 STAAR Tested Campus Participation	2021 STAAR Tested Campus Performance	2022 STAAR Tested Campus Participation	2022 STAAR Tested Campus Performance	2023 STAAR Campus Performance/Participation			2023-2024 STAAR Goal Campus Performance
Group	Passing Percentage					# Tested	Total Passed	% Passed	
	Percentage					Participation Percentage	Performance Percentage	Passing Percentage	
All Students	25%	42%	100%	71%	204	142	70%	100%	
American Indian	*	*	*	*	*	*	*	100%	
Asian	*	*	*	*	*	*	*	100%	
African American	*	*	*	*	*	*	*	100%	
Hispanic	25%	42%	100%	71%	201	139	69%	100%	
White	*	*	*	*	2	2	100%	100%	
Pacific Islander	*	*	*	*	*	*	*	100%	
Two or More Races	*	*	*	*	1	1	100%	100%	
Male	38%	38%		70%	119	80	67%	100%	
Female	44%	44%		73%	85	62	73%	100%	
Eco Disadvantage	25%	43%	100%	70%	159	110	69%	100%	
Special Education	33%	21%	100%	37%	52	28	54%	100%	
At-Risk	35%	35%		70%	131	90	69%	100%	
EB/EL (English Learner)	23%	38%	100%	69%	127	86	68%	100%	
Migrant	*	*		100%	4	2	50%	100%	
Gifted and Talented	100%	100%		100%	15	14	93%	100%	

\* 2020-2021 No Accountability - Not Rated: Declared State of Disaster, however, different than 2019-2020. STAAR tests were administered and Fall 2021 HB 4545 came into effect

Name of Campus: **Roosevelt Elementary**

Campus Performance Objectives

Indicator: **Science**  
Grade: **All Grades**

Group	2019-2020 STAAR Campus Performance	2021 STAAR Tested Campus Participation	2021 STAAR Tested Campus Performance	2022 STAAR Tested Campus Participation	2022 STAAR Tested Campus Performance	2023 STAAR Campus Performance/Participation			2023-2024 STAAR Goal Campus Performance
	Passing Percentage					# Tested	Total Passed	% Passed	
All Students	2020 Accountability Ratings- NOT RATED: DECLARED STATE OF DISASTER	15%	23%	100%	38%	59	30	51%	100%
American Indian		*	*	*	*	*	*	*	100%
Asian		*	*	*	*	*	*	*	100%
African American		*	*	*	*	*	*	*	100%
Hispanic		15%	23%	100%	38%	59	30	51%	100%
White		*	*	*	*	*	*	*	100%
Pacific Islander		*	*	*	*	*	*	*	100%
Two or More Races		*	*	*	*	*	*	*	100%
Male		38%	38%		53%	30	15	50%	100%
Female		0%	0%		29%	29	15	52%	100%
Eco Disadvantage		14%	25%	100%	34%	48	21	44%	100%
Special Education		33%	33%	100%	9%	15	5	33%	100%
At-Risk		10%	10%		36%	40	19	48%	100%
EB/EL (English Learner)		15%	10%	100%	34%	34	17	50%	100%
Migrant		*	*		*	2	1	50%	100%
Gifted and Talented		100%	100%		100%	3	3	100%	100%

\* 2020-2021 No Accountability - Not Rated: Declared State of Disaster, however, different than 2019-2020. STAAR tests were administered and Fall 2021 HB 4545 came into effect

Name of Campus: **Sanchez Elementary**

Campus Performance Objectives

Indicator: **Reading**  
Grade: **All Grades**

2019-2020 STAAR Campus Performance		2021 STAAR Tested Campus Participation	2021 STAAR Tested Campus Performance	2022 STAAR Tested Campus Participation	2022 STAAR Tested Campus Performance	2023 STAAR Campus Performance/Participation			2023-2024 STAAR Goal Campus Performance	
Group	Passing Percentage					# Tested	Total Passed	% Passed		Passing Percentage
2020 Accountability Ratings - NOT RATED DECLARED STATE OF DISASTER		2021 Accountability Ratings - NOT RATED DECLARED STATE OF DISASTER	Percentage	Percentage	Participation Percentage	Performance Percentage	# Tested	Total Passed	% Passed	Passing Percentage
All Students			44%	71%	100%	85%	239	210	88%	100%
American Indian			*	*	100%	100%	2	2	100%	100%
Asian			*	*	*	*	*	*	*	100%
African American			*	*	100%	100%	2	1	50%	100%
Hispanic			45%	70%	100%	85%	229	201	88%	100%
White			67%	*	100%	75%	6	6	100%	100%
Pacific Islander			*	*	*	*	*	*	*	100%
Two or More Races			*	*	*	*	*	*	*	100%
Male			65%	65%		86%	120	105	88%	100%
Female			78%	78%		84%	119	105	88%	100%
Eco Disadvantage			47%	66%	100%	82%	147	125	85%	100%
Special Education			42%	33%	100%	56%	40	27	68%	100%
At-Risk			61%	61%		77%	130	104	80%	100%
EB/EL (English Learner)			53%	73%	100%	82%	75	65	87%	100%
Migrant			*	*		100%	3	2	67%	100%
Gifted and Talented			90%	90%		100%	44	44	100%	100%

\* 2020-2021 No Accountability - Not Rated: Declared State of Disaster, however, different than 2019-2020. STAAR tests were administered and Fall 2021 HB 4545 came into effect.

Name of Campus: **Sanchez Elementary**

Campus Performance Objectives

Indicator: **Math**  
Grade: **All Grades**

2019-2020 STAAR Campus Performance		2021 STAAR Tested Campus Participation	2021 STAAR Tested Campus Performance	2022 STAAR Tested Campus Participation	2022 STAAR Tested Campus Performance	2023 STAAR Campus Performance/Participation			2023-2024 STAAR Goal Campus Performance
Group	Passing Percentage					# Tested	Total Passed	% Passed	
2020 Accountability Ratings - NOT RATED DECLARED STATE OF DISASTER		2021 Accountability Ratings - NOT RATED DECLARED STATE OF DISASTER		Percentage	Percentage	Participation Percentage	Performance Percentage		
All Students		38%	68%	100%	82%	237	204	86%	100%
American Indian		*	*	100%	100%	2	2	100%	100%
Asian		*	*	*	*	*	*	*	100%
African American		*	*	100%	100%	2	2	100%	100%
Hispanic		38%	67%	100%	82%	227	194	85%	100%
White		67%	*	100%	100%	6	6	100%	100%
Pacific Islander		*	*	*	*	*	*	*	100%
Two or More Races		*	*	*	*	*	*	*	100%
Male		73%	73%		84%	119	106	89%	100%
Female		62%	62%		81%	118	98	83%	100%
Eco Disadvantage		39%	58%	100%	77%	147	123	84%	100%
Special Education		36%	42%	100%	46%	40	28	70%	100%
At-Risk		54%	54%		76%	130	99	76%	100%
EB/EL (English Learner)		33%	65%	100%	82%	75	66	88%	100%
Migrant		*	*		50%	3	2	67%	100%
Gifted and Talented		100%	100%		98%	44	44	100%	100%

\* 2020-2021 No Accountability - Not Rated: Declared State of Disaster, however, different than 2019-2020. STAAR tests were administered and Fall 2021 HB 4545 came into effect.

Name of Campus: Sanchez Elementary

Campus Performance Objectives

Indicator: Science  
Grade: All Grades

2019-2020 STAAR Campus Performance		2021 STAAR Tested Campus Participation	2021 STAAR Tested Campus Performance	2022 STAAR Tested Campus Participation	2022 STAAR Tested Campus Performance	2023 STAAR Campus Performance/Participation			2023-2024 STAAR Goal Campus Performance	
Group	Passing Percentage					# Tested	Total Passed	% Passed		Passing Percentage
All Students	2020 Accountability Ratings - NOT RATED DECLARED STATE OF DISASTER	2021 Accountability Ratings - NOT RATED DECLARED STATE OF DISASTER	24%	60%	100%	75%	89	55	62%	100%
American Indian			*	*	*	*	1	1	100%	100%
Asian			*	*	*	*	*	*	*	100%
African American			*	*	*	*	1	0	0%	100%
Hispanic			24%	58%	100%	75%	85	52	61%	100%
White			*	*	100%	50%	2	2	100%	100%
Pacific Islander			*	*	*	*	*	*	*	100%
Two or More Races			*	*	*	*	*	*	*	100%
Male			77%	77%		73%	44	33	75%	100%
Female			29%	29%		76%	45	22	49%	100%
Eco Disadvantage			26%	57%	100%	69%	56	33	59%	100%
Special Education			43%	83%	100%	36%	11	6	55%	100%
At-Risk			40%	40%		68%	48	22	46%	100%
EB/EL (English Learner)			25%	20%	100%	83%	30	16	53%	100%
Migrant			*	*		*	1	1	100%	100%
Gifted and Talented			100%	100%		100%	18	18	100%	100%

\* 2020-2021 No Accountability - Not Rated: Declared State of Disaster, however, different than 2019-2020. STAAR tests were administered and Fall 2021 HB 4545 came into effect.

Name of Campus: [Seguin Elementary](#)

Campus Performance Objectives

Indicator: [Reading](#)  
Grade: [All Grades](#)

Group	2019-2020 STAAR Campus Performance	2021 STAAR Tested Campus Participation	2021 STAAR Tested Campus Performance	2022 STAAR Tested Campus Participation	2022 STAAR Tested Campus Performance	2023 STAAR Campus Performance/Participation			2023-2024 STAAR Goal Campus Performance	
	Passing Percentage					# Tested	Total Passed	% Passed		Passing Percentage
All Students	2020 Accountability Ratings- NOT RATED: DECLARED STATE OF DISASTER	2021 Accountability Ratings - NOT RATED DECLARED STATE OF DISASTER	76%	60%	100%	74%	234	170	73%	100%
American Indian			*	*	*	*	*	*	*	100%
Asian			*	*	*	*	*	*	*	100%
African American			*	*	*	*	*	*	*	100%
Hispanic			76%	60%	100%	74%	226	164	73%	100%
White			*	*	*	*	8	6	75%	100%
Pacific Islander			*	*	*	*	*	*	*	100%
Two or More Races			*	*	*	*	*	*	*	100%
Male			56%	56%		68%	117	79	68%	100%
Female			63%	63%		77%	117	91	78%	100%
Eco Disadvantage			78%	58%	100%	72%	196	140	71%	100%
Special Education			74%	43%	100%	51%	43	18	42%	100%
At-Risk			57%	57%		68%	149	108	72%	100%
EB/EL (English Learner)			93%	58%	100%	69%	121	89	74%	100%
Migrant			23%	23%		50%	7	4	57%	100%
Gifted and Talented			91%	91%		100%	16	16	100%	100%

\* 2020-2021 No Accountability - Not Rated: Declared State of Disaster, however, different than 2019-2020. STAAR tests were administered and Fall 2021 HB 4545 came into effect.

Name of Campus: **Seguin Elementary**

Campus Performance Objectives

Indicator: **Math**  
Grade: **All Grades**

Group	2019-2020 STAAR Campus Performance	2021 STAAR Tested Campus Participation	2021 STAAR Tested Campus Performance	2022 STAAR Tested Campus Participation	2022 STAAR Tested Campus Performance	2023 STAAR Campus Performance/Participation			2023-2024 STAAR Goal Campus Performance
	Passing Percentage					# Tested	Total Passed	% Passed	
All Students	2020 Accountability Ratings- NOT RATED: DECLARED STATE OF DISASTER	66%	51%	100%	70%	234	177	76%	100%
American Indian		*	*	*	*	*	*	*	100%
Asian		*	*	*	*	*	*	*	100%
African American		*	*	*	*	*	*	*	100%
Hispanic		65%	51%	100%	70%	226	169	75%	100%
White		*	*	*	*	8	8	100%	100%
Pacific Islander		*	*	*	*	*	*	*	100%
Two or More Races		*	*	*	*	*	*	*	100%
Male		51%	51%		68%	117	83	71%	100%
Female		51%	51%		71%	117	94	80%	100%
Eco Disadvantage		66%	49%	100%	68%	196	147	75%	100%
Special Education		76%	25%	100%	46%	43	23	53%	100%
At-Risk		48%	48%		65%	149	117	79%	100%
EB/EL (English Learner)		70%	51%	100%	70%	121	100	83%	100%
Migrant		17%	17%		13%	7	4	57%	100%
Gifted and Talented		77%	77%		100%	16	16	100%	100%

\* 2020-2021 No Accountability - Not Rated: Declared State of Disaster, however, different than 2019-2020. STAAR tests were administered and Fall 2021 HB 4545 came into effect

Name of Campus: **Seguin Elementary**

Campus Performance Objectives

Indicator: **Science**  
Grade: **All Grades**

Group	2019-2020 STAAR Campus Performance	2021 STAAR Tested Campus Participation	2021 STAAR Tested Campus Performance	2022 STAAR Tested Campus Participation	2022 STAAR Tested Campus Performance	2023 STAAR Campus Performance/Participation			2023-2024 STAAR Goal Campus Performance
	Passing Percentage					# Tested	Total Passed	% Passed	
All Students	2020 Accountability Ratings- NOT RATED: DECLARED STATE OF DISASTER	52%	36%	99%	56%	68	43	63%	100%
American Indian		*	*	*	*	*	*	*	100%
Asian		*	*	*	*	*	*	*	100%
African American		*	*	*	*	*	*	*	100%
Hispanic		52%	36%	99%	56%	65	42	65%	100%
White		*	*	*	*	3	1	33%	100%
Pacific Islander		*	*	*	*	*	*	*	100%
Two or More Races		*	*	*	*	*	*	*	100%
Male		37%	37%		61%	34	24	71%	100%
Female		33%	33%		50%	34	19	56%	100%
Eco Disadvantage		54%	33%	99%	53%	53	34	64%	100%
Special Education		69%	0%	100%	62%	7	1	14%	100%
At-Risk		27%	27%		43%	51	28	55%	100%
EB/EL (English Learner)		54%	29%	100%	45%	30	16	53%	100%
Migrant		*	*		0%	1	0	0%	100%
Gifted and Talented		83%	83%		100%	8	8	100%	100%

\* 2020-2021 No Accountability - Not Rated: Declared State of Disaster, however, different than 2019-2020. STAAR tests were administered and Fall 2021 HB 4545 came into effect

Name of Campus: **Thigpen/Zavala Elementary**      Campus Performance Objectives

Indicator: **Reading**  
Grade: **All Grades**

Group	2019-2020 STAAR Campus Performance	2021 STAAR Tested Campus Participation	2021 STAAR Tested Campus Performance	2022 STAAR Tested Campus Participation	2022 STAAR Tested Campus Performance	2023 STAAR Campus Performance/Participation			2023-2024 STAAR Goal Campus Performance	
	Passing Percentage					# Tested	Total Passed	% Passed		Passing Percentage
All Students	2020 Accountability Ratings- NOT RATED: DECLARED STATE OF DISASTER	2021 Accountability Ratings - NOT RATED DECLARED STATE OF DISASTER	92%	56%	100%	86%	158	139	88%	100%
American Indian			*	*	*	*	*	*	*	100%
Asian			*	*	*	*	*	*	*	100%
African American			*	*	*	*	*	*	*	100%
Hispanic			92%	55%	100%	86%	154	135	88%	100%
White			*	*	100%	100%	4	4	100%	100%
Pacific Islander			*	*	*	*	*	*	*	100%
Two or More Races			*	*	*	*	*	*	*	100%
Male			57%	57%		86%	88	77	88%	100%
Female			54%	54%		85%	70	62	89%	100%
Eco Disadvantage			92%	55%	100%	85%	145	127	88%	100%
Special Education			93%	25%	100%	68%	38	28	74%	100%
At-Risk			51%	51%		83%	116	101	87%	100%
EB/EL (English Learner)			96%	57%	100%	83%	99	85	86%	100%
Migrant			30%	30%		89%	10	10	100%	100%
Gifted and Talented			100%	100%		100%	22	22	100%	100%

\* 2020-2021 No Accountability - Not Rated: Declared State of Disaster, however, different than 2019-2020. STAAR tests were administered and Fall 2021 HB 4545 came into effect.

Name of Campus: **Thigpen/Zavala Elementary**      Campus Performance Objectives

Indicator: **Math**  
Grade: **All Grades**

Group	2019-2020 STAAR Campus Performance	2021 STAAR Tested Campus Participation	2021 STAAR Tested Campus Performance	2022 STAAR Tested Campus Participation	2022 STAAR Tested Campus Performance	2023 STAAR Campus Performance/Participation			2023-2024 STAAR Goal Campus Performance
	Passing Percentage					# Tested	Total Passed	% Passed	
All Students	2020 Accountability Ratings- NOT RATED- DECLARED STATE OF DISASTER	90%	52%	100%	84%	158	137	87%	100%
American Indian		*	*	*	*	*	*	*	100%
Asian		*	*	*	*	*	*	*	100%
African American		*	*	*	*	*	*	*	100%
Hispanic		90%	51%	100%	85%	154	134	87%	100%
White		*	*	100%	75%	4	3	75%	100%
Pacific Islander		*	*	*	*	*	*	*	100%
Two or More Races		*	*	*	*	*	*	*	100%
Male		60%	60%		87%	88	79	90%	100%
Female		40%	40%		78%	70	58	83%	100%
Eco Disadvantage		89%	50%	100%	83%	145	125	86%	100%
Special Education		93%	43%	100%	59%	38	25	66%	100%
At-Risk		46%	46%		81%	116	101	87%	100%
EB/EL (English Learner)		93%	51%	100%	81%	99	86	87%	100%
Migrant		50%	50%		89%	10	10	100%	100%
Gifted and Talented		100%	100%		100%	22	22	100%	100%

\* 2020-2021 No Accountability - Not Rated: Declared State of Disaster, however, different than 2019-2020. STAAR tests were administered and Fall 2021 HB 4545 came into effect

Name of Campus: **Thigpen/Zavala Elementary**

Campus Performance Objectives

Indicator: **Science**  
Grade: **All Grades**

Group	2019-2020 STAAR Campus Performance	2021 STAAR Tested Campus Participation	2021 STAAR Tested Campus Performance	2022 STAAR Tested Campus Participation	2022 STAAR Tested Campus Performance	2023 STAAR Campus Performance/Participation			2023-2024 STAAR Goal Campus Performance	
	Passing Percentage					# Tested	Total Passed	% Passed		Passing Percentage
All Students	2020 Accountability Ratings- NOT RATED: DECLARED STATE OF DISASTER	2021 Accountability Ratings - NOT RATED DECLARED STATE OF DISASTER	86%	44%	100%	82%	63	56	89%	100%
American Indian			*	*	*	*	*	*	*	100%
Asian			*	*	*	*	*	*	*	100%
African American			*	*	*	*	*	*	*	100%
Hispanic			86%	45%	100%	82%	60	53	88%	100%
White			*	*	*	*	3	3	100%	100%
Pacific Islander			*	*	*	*	*	*	*	100%
Two or More Races			*	*	*	*	*	*	*	100%
Male			50%	50%		79%	36	33	92%	100%
Female			37%	37%		85%	27	23	85%	100%
Eco Disadvantage			85%	41%	100%	81%	59	52	88%	100%
Special Education			100%	27%	100%	57%	9	8	89%	100%
At-Risk			39%	39%		80%	53	46	87%	100%
EB/EL (English Learner)			90%	43%	100%	84%	40	34	85%	100%
Migrant			50%	50%		100%	3	3	100%	100%
Gifted and Talented			67%	67%		100%	4	4	100%	100%

\* 2020-2021 No Accountability - Not Rated: Declared State of Disaster, however, different than 2019-2020. STAAR tests were administered and Fall 2021 HB 4545 came into effect

Name of Campus: **Wilson Elementary**

Campus Performance Objectives

Indicator: **Reading**  
Grade: **All Grades**

Group	2019-2020 STAAR Campus Performance	2021 STAAR Tested Campus Participation	2021 STAAR Tested Campus Performance	2022 STAAR Tested Campus Participation	2022 STAAR Tested Campus Performance	2023 STAAR Campus Performance/Participation			2023-2024 STAAR Goal Campus Performance
	Passing Percentage					# Tested	Total Passed	% Passed	
All Students	2020 Accountability Ratings- NOT RATED: DECLARED STATE OF DISASTER	41%	61%	100%	74%	177	124	70%	100%
American Indian		*	*	*	*	*	*	*	100%
Asian		*	*	100%	100%	2	2	100%	100%
African American		*	*	*	*	*	*	*	100%
Hispanic		41%	61%	99%	73%	171	118	69%	100%
White		43%	*	100%	100%	4	4	100%	100%
Pacific Islander		*	*	*	*	*	*	*	100%
Two or More Races		*	*	*	*	*	*	*	100%
Male		55%	55%		71%	101	65	64%	100%
Female		73%	73%		75%	76	59	78%	100%
Eco Disadvantage		41%	61%	99%	72%	152	101	66%	100%
Special Education		46%	33%	100%	51%	34	13	38%	100%
At-Risk		48%	48%		65%	102	62	61%	100%
EB/EL (English Learner)		50%	61%	100%	64%	85	52	61%	100%
Migrant		*	*		40%	13	7	54%	100%
Gifted and Talented		100%	100%		100%	11	11	100%	100%

\* 2020-2021 No Accountability - Not Rated: Declared State of Disaster, however, different than 2019-2020. STAAR tests were administered and Fall 2021 HB 4545 came into effect.

Name of Campus: **Wilson Elementary**

Campus Performance Objectives

Indicator: **Math**  
Grade: **All Grades**

Group	2019-2020 STAAR Campus Performance	2021 STAAR Tested Campus Participation	2021 STAAR Tested Campus Performance	2022 STAAR Tested Campus Participation	2022 STAAR Tested Campus Performance	2023 STAAR Campus Performance/Participation			2023-2024 STAAR Goal Campus Performance		
	Passing Percentage					# Tested	Total Passed	% Passed		Passing Percentage	
All Students	2020 Accountability Ratings- NOT RATED: DECLARED STATE OF DISASTER	2021 Accountability Ratings - NOT RATED DECLARED STATE OF DISASTER	34%	57%	100%	64%	176	122	69%	100%	
American Indian			*	*	*	*	*	*	*	*	100%
Asian			*	*	100%	100%	2	2	100%	100%	
African American			*	*	*	*	*	*	*	*	100%
Hispanic			33%	58%	100%	63%	170	116	68%	100%	
White			43%	*	100%	86%	4	4	100%	100%	
Pacific Islander			*	*	*	*	*	*	*	*	100%
Two or More Races			*	*	*	*	*	*	*	*	100%
Male			52%	52%		64%	101	66	65%	100%	
Female			65%	65%		65%	75	56	75%	100%	
Eco Disadvantage			32%	56%	100%	62%	151	104	69%	100%	
Special Education			41%	33%	100%	51%	33	15	45%	100%	
At-Risk			48%	48%		53%	101	69	68%	100%	
EB/EL (English Learner)			35%	52%	100%	51%	84	57	68%	100%	
Migrant			*	*		20%	13	8	62%	100%	
Gifted and Talented			100%	100%		100%	11	11	100%	100%	

\* 2020-2021 No Accountability - Not Rated: Declared State of Disaster, however, different than 2019-2020. STAAR tests were administered and Fall 2021 HB 4545 came into effect

Name of Campus: **Wilson Elementary**

Campus Performance Objectives

Indicator: **Science**  
Grade: **All Grades**

Group	2019-2020 STAAR Campus Performance	2021 STAAR Tested Campus Participation	2021 STAAR Tested Campus Performance	2022 STAAR Tested Campus Participation	2022 STAAR Tested Campus Performance	2023 STAAR Campus Performance/Participation			2023-2024 STAAR Goal Campus Performance
	Passing Percentage					# Tested	Total Passed	% Passed	
All Students	2020 Accountability Ratings- NOT RATED: DECLARED STATE OF DISASTER	24%	44%	100%	51%	54	36	67%	100%
American Indian		*	*	*	*	*	*	*	100%
Asian		*	*	*	*	*	*	*	100%
African American		*	*	*	*	*	*	*	100%
Hispanic		22%	47%	100%	50%	54	36	67%	100%
White		50%	*	100%	75%	*	*	*	100%
Pacific Islander		*	*	*	*	*	*	*	100%
Two or More Races		*	*	*	*	*	*	*	100%
Male		46%	46%		42%	30	19	63%	100%
Female		40%	40%		58%	24	17	71%	100%
Eco Disadvantage		25%	44%	100%	49%	46	28	61%	100%
Special Education		33%	*	100%	41%	9	3	33%	100%
At-Risk		30%	30%		30%	30	17	57%	100%
EB/EL (English Learner)		25%	38%	100%	32%	23	15	65%	100%
Migrant		*	*		25%	3	0	0%	100%
Gifted and Talented		*	*		100%	8	8	100%	100%

\* 2020-2021 No Accountability - Not Rated: Declared State of Disaster, however, different than 2019-2020. STAAR tests were administered and Fall 2021 HB 4545 came into effect

Name of Campus: **Brown Middle School**

Campus Performance Objectives

Indicator: **Reading**  
Grade: **All Grades**

Group	2019-2020 STAAR Campus Performance	2021 STAAR Tested Campus Participation	2021 STAAR Tested Campus Performance	2022 STAAR Tested Campus Participation	2022 STAAR Tested Campus Performance	2023 STAAR Campus Performance/Participation			2023-2024 STAAR Goal Campus Performance
	Passing Percentage					# Tested	Total Passed	% Passed	
All Students	2020 Accountability Ratings- NOT RATED- DECLARED STATE OF DISASTER	50%	39%	100%	76%	561	412	73%	100%
American Indian		*	*	*	*	*	*	*	100%
Asian		*	*	*	*	*	*	*	100%
African American		*	*	*	*	*	*	*	100%
Hispanic		50%	39%	100%	76%	553	405	73%	100%
White		20%	*	100%	83%	7	6	86%	100%
Pacific Islander		*	*	*	*	*	*	*	100%
Two or More Races		*	*	100%	100%	1	1	100%	100%
Male		34%	34%		71%	268	192	72%	100%
Female		43%	43%		77%	292	219	75%	100%
Eco Disadvantage		50%	37%	100%	75%	498	358	72%	100%
Special Education		64%	19%	100%	44%	95	45	47%	100%
At-Risk		34%	34%		69%	458	312	68%	100%
EB/EL (English Learner)		63%	38%	100%	72%	374	252	67%	100%
Migrant		20%	20%		70%	20	14	70%	100%
Gifted and Talented		100%	100%		100%	55	55	100%	100%

\* 2020-2021 No Accountability - Not Rated: Declared State of Disaster, however, different than 2019-2020. STAAR tests were administered and Fall 2021 HB 4545 came into effect

Name of Campus: **Brown Middle School**

Campus Performance Objectives

Indicator: **Math**  
Grade: **All Grades**

Group	2019-2020 STAAR Campus Performance	2021 STAAR Tested Campus Participation	2021 STAAR Tested Campus Performance	2022 STAAR Tested Campus Participation	2022 STAAR Tested Campus Performance	2023 STAAR Campus Performance/Participation			2023-2024 STAAR Goal Campus Performance
	Passing Percentage					# Tested	Total Passed	% Passed	
All Students	2020 Accountability Ratings- NOT RATED: DECLARED STATE OF DISASTER	38%	48%	100%	70%	560	393	70%	100%
American Indian		*	*	*	*	*	*	*	100%
Asian		*	*	*	*	*	*	*	100%
African American		*	*	*	*	*	*	*	100%
Hispanic		38%	48%	100%	70%	552	388	70%	100%
White		20%	*	100%	83%	7	4	57%	100%
Pacific Islander		*	*	*	*	*	*	*	100%
Two or More Races		*	*	100%	100%	1	1	100%	100%
Male		44%	44%		67%	268	189	71%	100%
Female		52%	52%		72%	291	203	70%	100%
Eco Disadvantage		37%	45%	100%	69%	497	346	70%	100%
Special Education		51%	28%	100%	51%	95	55	58%	100%
At-Risk		42%	42%		64%	457	299	65%	100%
EB/EL (English Learner)		37%	47%	100%	65%	373	246	66%	100%
Migrant		43%	43%		70%	20	9	45%	100%
Gifted and Talented		100%	100%		100%	55	53	96%	100%

\* 2020-2021 No Accountability - Not Rated: Declared State of Disaster, however, different than 2019-2020. STAAR tests were administered and Fall 2021 HB 4545 came into effect

Name of Campus: **Brown Middle School**

Campus Performance Objectives

Indicator: **Science**  
Grade: **All Grades**

Group	2019-2020 STAAR Campus Performance	2021 STAAR Tested Campus Participation	2021 STAAR Tested Campus Performance	2022 STAAR Tested Campus Participation	2022 STAAR Tested Campus Performance	2023 STAAR Campus Performance/Participation			2023-2024 STAAR Goal Campus Performance	
	Passing Percentage					# Tested	Total Passed	% Passed		Passing Percentage
All Students	2020 Accountability Ratings- NOT RATED: DECLARED STATE OF DISASTER	2021 Accountability Ratings - NOT RATED DECLARED STATE OF DISASTER	25%	47%	100%	78%	184	116	63%	100%
American Indian			*	*	*	*	*	*	*	100%
Asian			*	*	*	*	*	*	*	100%
African American			*	*	*	*	*	*	*	100%
Hispanic			26%	47%	100%	78%	182	115	63%	100%
White			*	*	100%	50%	1	0	0%	100%
Pacific Islander			*	*	*	*	*	*	*	100%
Two or More Races			*	*	100%	100%	1	1	100%	100%
Male			54%	54%		77%	88	54	61%	100%
Female			39%	39%		79%	96	62	65%	100%
Eco Disadvantage			25%	40%	100%	76%	168	104	62%	100%
Special Education			52%	8%	100%	50%	34	14	41%	100%
At-Risk			38%	38%		74%	141	79	56%	100%
EB/EL (English Learner)			26%	43%	100%	75%	117	64	55%	100%
Migrant			*	*		75%	10	2	20%	100%
Gifted and Talented			100%	100%		100%	14	13	93%	100%

\* 2020-2021 No Accountability - Not Rated: Declared State of Disaster, however, different than 2019-2020. STAAR tests were administered and Fall 2021 HB 4545 came into effect

Name of Campus: **Brown Middle School**

Campus Performance Objectives

Indicator: **Social Studies**  
Grade: **All Grades**

Group	2019-2020 STAAR Campus Performance	2021 STAAR Tested Campus Participation	2021 STAAR Tested Campus Performance	2022 STAAR Tested Campus Participation	2022 STAAR Tested Campus Performance	2023 STAAR Campus Performance/Participation			2023-2024 STAAR Goal Campus Performance
	Passing Percentage					# Tested	Total Passed	% Passed	
All Students	2020 Accountability Ratings- NOT RATED: DECLARED STATE OF DISASTER	20%	33%	100%	60%	184	97	53%	100%
American Indian		*	*	*	*	*	*	*	100%
Asian		*	*	*	*	*	*	*	100%
African American		*	*	*	*	*	*	*	100%
Hispanic		20%	33%	100%	60%	182	96	53%	100%
White		*	*	100%	50%	1	0	0%	100%
Pacific Islander		*	*	*	*	*	*	*	100%
Two or More Races		*	*	100%	100%	1	1	100%	100%
Male		36%	36%		60%	88	51	58%	100%
Female		29%	29%		58%	96	46	48%	100%
Eco Disadvantage		19%	26%	100%	59%	168	87	52%	100%
Special Education		41%	22%	100%	28%	34	9	26%	100%
At-Risk		24%	24%		52%	141	65	46%	100%
EB/EL (English Learner)		18%	31%	100%	57%	117	48	41%	100%
Migrant		*	*		75%	10	4	40%	100%
Gifted and Talented		100%	100%		75%	14	12	86%	100%

\* 2020-2021 No Accountability - Not Rated: Declared State of Disaster, however, different than 2019-2020. STAAR tests were administered and Fall 2021 HB 4545 came into effect.

Name of Campus: **Cathey Middle School**

Campus Performance Objectives

Indicator: **Reading**  
Grade: **All Grades**

Group	2019-2020 STAAR Campus Performance	2021 STAAR Tested Campus Participation	2021 STAAR Tested Campus Performance	2022 STAAR Tested Campus Participation	2022 STAAR Tested Campus Performance	2023 STAAR Campus Performance/Participation			2023-2024 STAAR Goal Campus Performance
	Passing Percentage					# Tested	Total Passed	% Passed	
All Students	2020 Accountability Ratings- NOT RATED: DECLARED STATE OF DISASTER	34%	72%	100%	89%	790	669	85%	100%
American Indian		*	*	100%	100%	1	1	100%	100%
Asian		63%	93%	100%	94%	12	11	92%	100%
African American		33%	*	100%	100%	6	6	100%	100%
Hispanic		33%	69%	100%	88%	732	614	84%	100%
White		29%	92%	100%	92%	35	33	94%	100%
Pacific Islander		*	*	100%	100%	2	2	100%	100%
Two or More Races		*	*	100%	100%	2	2	100%	100%
Male		72%	72%		84%	392	316	81%	100%
Female		72%	72%		93%	398	353	89%	100%
Eco Disadvantage		37%	64%	100%	85%	410	324	79%	100%
Special Education		31%	40%	100%	55%	104	57	55%	100%
At-Risk		53%	53%		81%	419	326	78%	100%
EB/EL (English Learner)		57%	58%	100%	83%	303	229	76%	100%
Migrant		25%	25%		88%	9	4	44%	100%
Gifted and Talented		96%	96%		100%	126	124	98%	100%

\* 2020-2021 No Accountability - Not Rated: Declared State of Disaster, however, different than 2019-2020. STAAR tests were administered and Fall 2021 HB 4545 came into effect

Name of Campus: **Cathey Middle School**

Campus Performance Objectives

Indicator: **Math**  
Grade: **All Grades**

Group	2019-2020 STAAR Campus Performance	2021 STAAR Tested Campus Participation	2021 STAAR Tested Campus Performance	2022 STAAR Tested Campus Participation	2022 STAAR Tested Campus Performance	2023 STAAR Campus Performance/Participation			2023-2024 STAAR Goal Campus Performance
	Passing Percentage					# Tested	Total Passed	% Passed	
All Students	2020 Accountability Ratings- NOT RATED: DECLARED STATE OF DISASTER	37%	73%	100%	82%	791	633	80%	100%
American Indian		*	*	100%	100%	1	1	100%	100%
Asian		70%	95%	100%	100%	12	12	100%	100%
African American		56%	*	100%	100%	6	5	83%	100%
Hispanic		35%	71%	100%	80%	733	580	79%	100%
White		38%	93%	100%	92%	35	31	89%	100%
Pacific Islander		*	*	100%	100%	2	2	100%	100%
Two or More Races		*	*	100%	100%	2	2	100%	100%
Male		74%	74%		82%	392	314	80%	100%
Female		73%	73%		80%	399	319	80%	100%
Eco Disadvantage		32%	64%	100%	76%	410	300	73%	100%
Special Education		30%	53%	100%	53%	104	61	59%	100%
At-Risk		52%	52%		72%	419	303	72%	100%
EB/EL (English Learner)		33%	58%	100%	79%	303	213	70%	100%
Migrant		40%	40%		63%	9	5	56%	100%
Gifted and Talented		98%	98%		98%	126	123	98%	100%

\* 2020-2021 No Accountability - Not Rated: Declared State of Disaster, however, different than 2019-2020. STAAR tests were administered and Fall 2021 HB 4545 came into effect

Name of Campus: **Cathey Middle School**

Campus Performance Objectives

Indicator: **Science**  
Grade: **All Grades**

2019-2020 STAAR Campus Performance		2021 STAAR Test Campus Performance	2021 STAAR Tested Campus Participation	2022 STAAR Tested Campus Participation	2022 STAAR Tested Campus Performance	2023 STAAR Campus Performance/Participation			2023-2024 STAAR Goal Campus Performance	
Group	Passing Percentage					# Tested	Total Passed	% Passed		Passing Percentage
	Percentage					Percentage	Participation Percentage	Performance Percentage		
All Students		14%	88%	100%	87%	292	235	80%	100%	
American Indian		*	*	*	*	1	1	100%	100%	
Asian		25%	*	100%	100%	7	5	71%	100%	
African American		*	*	100%	100%	3	3	100%	100%	
Hispanic		14%	86%	100%	86%	271	216	80%	100%	
White		15%	*	100%	100%	10	10	100%	100%	
Pacific Islander		*	*	*	*	*	*	*	100%	
Two or More Races		*	*	*	*	*	*	*	100%	
Male		88%	88%		84%	145	117	81%	100%	
Female		88%	88%		89%	147	118	80%	100%	
Eco Disadvantage		12%	84%	100%	83%	148	105	71%	100%	
Special Education		0%	*	100%	45%	40	22	55%	100%	
At-Risk		69%	69%		79%	168	115	68%	100%	
EB/EL (English Learner)		10%	50%	100%	81%	105	76	72%	100%	
Migrant		*	*		0%	3	0	0%	100%	
Gifted and Talented		100%	100%		100%	40	39	98%	100%	

\* 2020-2021 No Accountability - Not Rated: Declared State of Disaster, however, different than 2019-2020. STAAR tests were administered and Fall 2021 HB 4545 came into effect

Name of Campus: **Cathey Middle School**

Campus Performance Objectives

Indicator: **Social Studies**  
Grade: **All Grades**

Group	2019-2020 STAAR Campus Performance	2021 STAAR Tested Campus Participation	2021 STAAR Tested Campus Performance	2022 STAAR Tested Campus Participation	2022 STAAR Tested Campus Performance	2023 STAAR Campus Performance/Participation			2023-2024 STAAR Goal Campus Performance	
	Passing Percentage					# Tested	Total Passed	% Passed		Passing Percentage
All Students	2020 Accountability Ratings- NOT RATED: DECLARED STATE OF DISASTER	2021 Accountability Ratings - NOT RATED DECLARED STATE OF DISASTER	14%	79%	100%	71%	292	205	70%	100%
American Indian			*	*	*	*	1	1	100%	100%
Asian			13%	*	100%	100%	7	5	71%	100%
African American			*	*	100%	100%	3	3	100%	100%
Hispanic			14%	76%	100%	70%	271	188	69%	100%
White			15%	*	100%	73%	10	8	80%	100%
Pacific Islander			*	*	*	*	*	*	*	100%
Two or More Races			*	*	*	*	*	*	*	100%
Male			83%	83%		74%	145	103	71%	100%
Female			72%	72%		68%	147	102	69%	100%
Eco Disadvantage			11%	72%	100%	69%	148	91	61%	100%
Special Education			8%	*	100%	38%	40	16	40%	100%
At-Risk			57%	57%		59%	168	89	53%	100%
EB/EL (English Learner)			11%	57%	100%	67%	105	58	55%	100%
Migrant			*	*		50%	3	0	0%	100%
Gifted and Talented			93%	93%		95%	40	40	100%	100%

\* 2020-2021 No Accountability - Not Rated: Declared State of Disaster, however, different than 2019-2020. STAAR tests were administered and Fall 2021 HB 4545 came into effect.

Name of Campus: **De Leon Middle School**

Campus Performance Objectives

Indicator: **Reading**  
Grade: **All Grades**

2019-2020 STAAR Campus Performance		2021 STAAR Tested Campus Participation	2021 STAAR Tested Campus Performance	2022 STAAR Tested Campus Participation	2022 STAAR Tested Campus Performance	2023 STAAR Campus Performance/Participation			2023-2024 STAAR Goal Campus Performance
Group	Passing Percentage					# Tested	Total Passed	% Passed	
2020 Accountability Ratings- NOT RATED: DECLARED STATE OF DISASTER		2021 Accountability Ratings - NOT RATED DECLARED STATE OF DISASTER							
		Percentage	Percentage	Participation Percentage	Performance Percentage				
All Students		56%	68%	100%	79%	761	601	79%	100%
American Indian		*	*	*	*	*	*	*	100%
Asian		67%	100%	100%	100%	6	6	100%	100%
African American		*	*	*	*	1	0	0%	100%
Hispanic		55%	67%	100%	78%	738	580	79%	100%
White		76%	58%	100%	89%	12	11	92%	100%
Pacific Islander		*	*	*	*	*	*	*	100%
Two or More Races		*	*	100%	100%	4	4	100%	100%
Male		66%	66%		73%	412	310	75%	100%
Female		68%	68%		82%	349	291	83%	100%
Eco Disadvantage		56%	65%	100%	77%	606	466	77%	100%
Special Education		56%	30%	99%	46%	111	50	45%	100%
At-Risk		52%	52%		69%	571	416	73%	100%
EB/EL (English Learner)		62%	49%	100%	68%	366	263	72%	100%
Migrant		55%	55%		63%	7	4	57%	100%
Gifted and Talented		100%	100%		100%	88	88	100%	100%

\* 2020-2021 No Accountability - Not Rated: Declared State of Disaster, however, different than 2019-2020. STAAR tests were administered and Fall 2021 HB 4545 came into effect.

Name of Campus: **De Leon Middle School**

Campus Performance Objectives

Indicator: **Math**  
Grade: **All Grades**

Group	2019-2020 STAAR Campus Performance	2021 STAAR Tested Campus Participation	2021 STAAR Tested Campus Performance	2022 STAAR Tested Campus Participation	2022 STAAR Tested Campus Performance	2023 STAAR Campus Performance/Participation			2023-2024 STAAR Goal Campus Performance
	Passing Percentage					# Tested	Total Passed	% Passed	
All Students	2020 Accountability Ratings- NOT RATED: DECLARED STATE OF DISASTER	59%	54%	99%	63%	761	505	66%	100%
American Indian		*	*	*	*	*	*	*	100%
Asian		67%	90%	100%	100%	6	6	100%	100%
African American		*	*	*	*	1	0	0%	100%
Hispanic		59%	53%	99%	62%	738	483	65%	100%
White		69%	27%	100%	78%	12	12	100%	100%
Pacific Islander		*	*	*	*	*	*	*	100%
Two or More Races		*	*	100%	0%	4	4	100%	100%
Male		57%	57%		62%	413	277	67%	100%
Female		49%	49%		63%	348	228	66%	100%
Eco Disadvantage		58%	51%	99%	60%	607	393	65%	100%
Special Education		48%	24%	98%	38%	111	45	41%	100%
At-Risk		36%	36%		51%	572	334	58%	100%
EB/EL (English Learner)		60%	39%	99%	49%	366	213	58%	100%
Migrant		42%	42%		38%	8	6	75%	100%
Gifted and Talented		91%	91%		100%	88	84	95%	100%

\* 2020-2021 No Accountability - Not Rated: Declared State of Disaster, however, different than 2019-2020. STAAR tests were administered and Fall 2021 HB 4545 came into effect

Name of Campus: **De Leon Middle School**

Campus Performance Objectives

Indicator: **Science**  
Grade: **All Grades**

Group	2019-2020 STAAR Campus Performance	2021 STAAR Tested Campus Participation	2021 STAAR Tested Campus Performance	2022 STAAR Tested Campus Participation	2022 STAAR Tested Campus Performance	2023 STAAR Campus Performance/Participation			2023-2024 STAAR Goal Campus Performance
	Passing Percentage					# Tested	Total Passed	% Passed	
All Students	2020 Accountability Ratings- NOT RATED- DECLARED STATE OF DISASTER	56%	68%	100%	78%	276	174	63%	100%
American Indian		*	*	*	*	*	*	*	100%
Asian		67%	*	100%	100%	5	5	100%	100%
African American		*	*	*	*	*	*	*	100%
Hispanic		55%	67%	100%	77%	264	164	62%	100%
White		60%	*	100%	100%	5	3	60%	100%
Pacific Islander		*	*	*	*	*	*	*	100%
Two or More Races		*	*	*	*	2	2	100%	100%
Male		69%	69%		77%	147	102	69%	100%
Female		64%	64%		76%	129	72	56%	100%
Eco Disadvantage		55%	65%	100%	77%	211	129	61%	100%
Special Education		51%	19%	97%	42%	40	10	25%	100%
At-Risk		49%	49%		67%	208	111	53%	100%
EB/EL (English Learner)		58%	53%	99%	66%	140	75	54%	100%
Migrant		50%	50%		67%	4	3	75%	100%
Gifted and Talented		100%	100%		100%	20	20	100%	100%

\* 2020-2021 No Accountability - Not Rated: Declared State of Disaster, however, different than 2019-2020. STAAR tests were administered and Fall 2021 HB 4545 came into effect

Name of Campus: **De Leon Middle School**

Campus Performance Objectives

Indicator: **Social Studies**  
Grade: **All Grades**

Group	2019-2020 STAAR Campus Performance	2021 STAAR Tested Campus Participation	2021 STAAR Tested Campus Performance	2022 STAAR Tested Campus Participation	2022 STAAR Tested Campus Performance	2023 STAAR Campus Performance/Participation			2023-2024 STAAR Goal Campus Performance
	Passing Percentage					# Tested	Total Passed	% Passed	
All Students	2020 Accountability Ratings- NOT RATED: DECLARED STATE OF DISASTER	54%	49%	100%	51%	276	133	48%	100%
American Indian		*	*	*	*	*	*	*	100%
Asian		67%	*	100%	67%	5	4	80%	100%
African American		*	*	*	*	*	*	*	100%
Hispanic		53%	48%	100%	50%	264	123	47%	100%
White		80%	*	100%	67%	5	4	80%	100%
Pacific Islander		*	*	*	*	*	*	*	100%
Two or More Races		*	*	*	*	2	2	100%	100%
Male		53%	53%		54%	147	79	54%	100%
Female		41%	41%		44%	129	54	42%	100%
Eco Disadvantage		54%	47%	100%	49%	211	97	46%	100%
Special Education		43%	23%	97%	33%	40	11	28%	100%
At-Risk		27%	27%		35%	208	78	38%	100%
EB/EL (English Learner)		57%	30%	99%	28%	140	56	40%	100%
Migrant		50%	50%		33%	4	2	50%	100%
Gifted and Talented		76%	76%		100%	20	20	100%	100%

\* 2020-2021 No Accountability - Not Rated: Declared State of Disaster, however, different than 2019-2020. STAAR tests were administered and Fall 2021 HB 4545 came into effect.

Name of Campus: **Fossum Middle School**

Campus Performance Objectives

Indicator: **Reading**  
Grade: **All Grades**

Group	2019-2020 STAAR Campus Performance	2021 STAAR Tested Campus Participation	2021 STAAR Tested Campus Performance	2022 STAAR Tested Campus Participation	2022 STAAR Tested Campus Performance	2023 STAAR Campus Performance/Participation			2023-2024 STAAR Goal Campus Performance
	Passing Percentage					# Tested	Total Passed	% Passed	
All Students	2020 Accountability Ratings- NOT RATED- DECLARED STATE OF DISASTER	44%	73%	100%	87%	762	690	91%	100%
American Indian		*	*	*	*	*	*	*	100%
Asian		67%	100%	100%	100%	6	6	100%	100%
African American		*	*	100%	75%	5	4	80%	100%
Hispanic		44%	72%	100%	87%	728	660	91%	100%
White		57%	86%	100%	95%	19	16	84%	100%
Pacific Islander		*	*	*	*	*	*	*	100%
Two or More Races		17%	*	100%	100%	4	4	100%	100%
Male		70%	70%		86%	403	352	87%	100%
Female		77%	77%		87%	359	338	94%	100%
Eco Disadvantage		45%	66%	100%	84%	440	388	88%	100%
Special Education		52%	31%	100%	60%	109	74	68%	100%
At-Risk		54%	54%		78%	370	314	85%	100%
EB/EL (English Learner)		80%	52%	100%	80%	204	179	88%	100%
Migrant		50%	50%		89%	6	5	83%	100%
Gifted and Talented		93%	93%		99%	140	140	100%	100%

\* 2020-2021 No Accountability - Not Rated: Declared State of Disaster, however, different than 2019-2020. STAAR tests were administered and Fall 2021 HB 4545 came into effect

Name of Campus: **Fossum Middle School**

Campus Performance Objectives

Indicator: **Math**  
Grade: **All Grades**

Group	2019-2020 STAAR Campus Performance	2021 STAAR Tested Campus Participation	2021 STAAR Tested Campus Performance	2022 STAAR Tested Campus Participation	2022 STAAR Tested Campus Performance	2023 STAAR Campus Performance/Participation			2023-2024 STAAR Goal Campus Performance
	Passing Percentage					# Tested	Total Passed	% Passed	
All Students	2020 Accountability Ratings- NOT RATED- DECLARED STATE OF DISASTER	42%	73%	100%	79%	764	646	85%	100%
American Indian		*	*	*	*	*	*	*	100%
Asian		78%	100%	100%	100%	6	6	100%	100%
African American		*	*	100%	75%	5	4	80%	100%
Hispanic		41%	72%	100%	79%	730	617	85%	100%
White		57%	79%	100%	76%	19	15	79%	100%
Pacific Islander		*	*	*	*	*	*	*	100%
Two or More Races		50%	*	100%	75%	4	4	100%	100%
Male		72%	72%		80%	404	339	84%	100%
Female		75%	75%		78%	360	307	85%	100%
Eco Disadvantage		37%	67%	100%	76%	441	358	81%	100%
Special Education		36%	34%	100%	44%	109	73	67%	100%
At-Risk		54%	54%		66%	370	284	77%	100%
EB/EL (English Learner)		47%	52%	100%	73%	204	156	76%	100%
Migrant		100%	100%		78%	6	5	83%	100%
Gifted and Talented		91%	91%		99%	140	140	100%	100%

\* 2020-2021 No Accountability - Not Rated: Declared State of Disaster, however, different than 2019-2020. STAAR tests were administered and Fall 2021 HB 4545 came into effect

Name of Campus: **Fossum Middle School**

Campus Performance Objectives

Indicator: **Science**  
Grade: **All Grades**

Group	2019-2020 STAAR Campus Performance	2021 STAAR Tested Campus Participation	2021 STAAR Tested Campus Performance	2022 STAAR Tested Campus Participation	2022 STAAR Tested Campus Performance	2023 STAAR Campus Performance/Participation			2023-2024 STAAR Goal Campus Performance
	Passing Percentage					# Tested	Total Passed	% Passed	
All Students	2020 Accountability Ratings- NOT RATED: DECLARED STATE OF DISASTER	27%	80%	100%	85%	257	204	79%	100%
American Indian		*	*	*	*	*	*	*	100%
Asian		*	*	100%	100%	3	3	100%	100%
African American		*	*	*	*	2	2	100%	100%
Hispanic		25%	81%	100%	85%	244	192	79%	100%
White		56%	60%	100%	80%	5	5	100%	100%
Pacific Islander		*	*	*	*	*	*	*	100%
Two or More Races		*	*	100%	100%	3	2	67%	100%
Male		78%	78%		86%	145	118	81%	100%
Female		80%	80%		83%	112	86	77%	100%
Eco Disadvantage		22%	71%	100%	84%	152	110	72%	100%
Special Education		7%	*	100%	53%	40	20	50%	100%
At-Risk		56%	56%		75%	137	90	66%	100%
EB/EL (English Learner)		41%	44%	100%	74%	68	48	71%	100%
Migrant		*	*		100%	3	3	100%	100%
Gifted and Talented		88%	88%		98%	32	31	97%	100%

\* 2020-2021 No Accountability - Not Rated: Declared State of Disaster, however, different than 2019-2020. STAAR tests were administered and Fall 2021 HB 4545 came into effect

Name of Campus: **Fossum Middle School**

Campus Performance Objectives

Indicator: **Social Studies**  
Grade: **All Grades**

2019-2020 STAAR Campus Performance		2021 Accountability Ratings - NOT RATED DECLARED STATE OF DISASTER	2021 STAAR Tested Campus Participation	2021 STAAR Tested Campus Performance	2022 STAAR Tested Campus Participation	2022 STAAR Tested Campus Performance	2023 STAAR Campus Performance/Participation			2023-2024 STAAR Goal Campus Performance
Group	Passing Percentage		Percentage	Percentage	Participation Percentage	Performance Percentage	# Tested	Total Passed	% Passed	Passing Percentage
2020 Accountability Ratings- NOT RATED: DECLARED STATE OF DISASTER				23%	75%	100%	69%	257	200	78%
American Indian			*	*	*	*	*	*	*	100%
Asian			*	*	100%	100%	3	3	100%	100%
African American			*	*	*	*	2	2	100%	100%
Hispanic			22%	74%	100%	68%	244	188	77%	100%
White			44%	*	100%	80%	5	5	100%	100%
Pacific Islander			*	*	*	*	*	*	*	100%
Two or More Races			*	*	100%	100%	3	2	67%	100%
Male			74%	74%		72%	145	118	81%	100%
Female			71%	71%		63%	112	82	73%	100%
Eco Disadvantage			17%	61%	100%	64%	152	108	71%	100%
Special Education			7%	*	100%	44%	40	19	48%	100%
At-Risk			44%	44%		56%	137	87	64%	100%
EB/EL (English Learner)			34%	31%	100%	60%	68	45	66%	100%
Migrant			*	*		50%	3	2	67%	100%
Gifted and Talented			88%	88%		95%	32	30	94%	100%

\* 2020-2021 No Accountability - Not Rated: Declared State of Disaster, however, different than 2019-2020. STAAR tests were administered and Fall 2021 HB 4545 came into effect.

Name of Campus: **Morris Middle School**

Campus Performance Objectives

Indicator: **Reading**  
Grade: **All Grades**

Group	2019-2020 STAAR Campus Performance	2021 STAAR Tested Campus Participation	2021 STAAR Tested Campus Performance	2022 STAAR Tested Campus Participation	2022 STAAR Tested Campus Performance	2023 STAAR Campus Performance/Participation			2023-2024 STAAR Goal Campus Performance
	Passing Percentage					# Tested	Total Passed	% Passed	
All Students	2020 Accountability Ratings- NOT RATED- DECLARED STATE OF DISASTER	56%	87%	100%	91%	986	906	92%	100%
American Indian		*	*	*	*	*	*	*	100%
Asian		44%	*	100%	86%	9	8	89%	100%
African American		80%	86%	100%	100%	7	7	100%	100%
Hispanic		55%	86%	100%	90%	879	804	91%	100%
White		61%	96%	100%	98%	82	79	96%	100%
Pacific Islander		*	*	*	*	*	*	*	100%
Two or More Races		50%	*	100%	71%	9	8	89%	100%
Male		83%	83%		87%	485	441	91%	100%
Female		89%	89%		92%	501	465	93%	100%
Eco Disadvantage		52%	83%	100%	86%	486	423	87%	100%
Special Education		49%	59%	99%	60%	107	78	73%	100%
At-Risk		70%	70%		77%	380	316	83%	100%
EB/EL (English Learner)		69%	72%	100%	82%	213	172	81%	100%
Migrant		50%	50%		80%	9	5	56%	100%
Gifted and Talented		98%	98%		100%	205	205	100%	100%

\* 2020-2021 No Accountability - Not Rated: Declared State of Disaster, however, different than 2019-2020. STAAR tests were administered and Fall 2021 HB 4545 came into effect

Name of Campus: **Morris Middle School**

Campus Performance Objectives

Indicator: **Math**  
Grade: **All Grades**

Group	2019-2020 STAAR Campus Performance	2021 STAAR Tested Campus Participation	2021 STAAR Tested Campus Performance	2022 STAAR Tested Campus Participation	2022 STAAR Tested Campus Performance	2023 STAAR Campus Performance/Participation			2023-2024 STAAR Goal Campus Performance
	Passing Percentage					# Tested	Total Passed	% Passed	
All Students	2020 Accountability Ratings- NOT RATED: DECLARED STATE OF DISASTER	62%	85%	100%	90%	985	860	87%	100%
American Indian		*	*	*	*	*	*	*	100%
Asian		83%	80%	100%	93%	9	8	89%	100%
African American		80%	86%	100%	89%	7	7	100%	100%
Hispanic		60%	85%	100%	90%	878	758	86%	100%
White		74%	92%	100%	94%	82	79	96%	100%
Pacific Islander		*	*	*	*	*	*	*	100%
Two or More Races		86%	100%	100%	100%	9	8	89%	100%
Male		83%	83%		88%	485	421	87%	100%
Female		87%	87%		91%	500	439	88%	100%
Eco Disadvantage		55%	77%	100%	87%	485	390	80%	100%
Special Education		42%	53%	99%	64%	107	68	64%	100%
At-Risk		65%	65%		77%	379	291	77%	100%
EB/EL (English Learner)		54%	68%	100%	83%	212	162	76%	100%
Migrant		33%	33%		70%	9	7	78%	100%
Gifted and Talented		98%	98%		99%	205	204	100%	100%

\* 2020-2021 No Accountability - Not Rated: Declared State of Disaster, however, different than 2019-2020. STAAR tests were administered and Fall 2021 HB 4545 came into effect

Name of Campus: **Morris Middle School**

Campus Performance Objectives

Indicator: **Science**  
Grade: **All Grades**

Group	2019-2020 STAAR Campus Performance	2021 STAAR Tested Campus Participation	2021 STAAR Tested Campus Performance	2022 STAAR Tested Campus Participation	2022 STAAR Tested Campus Performance	2023 STAAR Campus Performance/Participation			2023-2024 STAAR Goal Campus Performance
	Passing Percentage					# Tested	Total Passed	% Passed	
All Students	2020 Accountability Ratings- NOT RATED: DECLARED STATE OF DISASTER	54%	84%	100%	91%	315	266	84%	100%
American Indian		*	*	*	*	*	*	*	100%
Asian		*	*	100%	100%	1	0	0%	100%
African American		*	*	100%	100%	3	3	100%	100%
Hispanic		55%	83%	100%	90%	282	236	84%	100%
White		52%	93%	100%	100%	27	26	96%	100%
Pacific Islander		*	*	*	*	*	*	*	100%
Two or More Races		*	*	100%	100%	2	1	50%	100%
Male		84%	84%		88%	149	127	85%	100%
Female		85%	85%		92%	166	139	84%	100%
Eco Disadvantage		48%	76%	100%	89%	164	129	79%	100%
Special Education		21%	*	97%	50%	33	22	67%	100%
At-Risk		64%	64%		79%	127	88	69%	100%
EB/EL (English Learner)		49%	67%	100%	83%	68	46	68%	100%
Migrant		*	*		100%	6	4	67%	100%
Gifted and Talented		97%	97%		100%	53	53	100%	100%

\* 2020-2021 No Accountability - Not Rated: Declared State of Disaster, however, different than 2019-2020. STAAR tests were administered and Fall 2021 HB 4545 came into effect

Name of Campus: **Morris Middle School**

Campus Performance Objectives

Indicator: **Social Studies**  
Grade: **All Grades**

2019-2020 STAAR Campus Performance		2021 STAAR Tested Campus Participation	2021 STAAR Tested Campus Performance	2022 STAAR Tested Campus Participation	2022 STAAR Tested Campus Performance	2023 STAAR Campus Performance/Participation			2023-2024 STAAR Goal Campus Performance					
Group	Passing Percentage					Percentage	Percentage	Participation Percentage		Performance Percentage	# Tested	Total Passed	% Passed	Passing Percentage
2020 Accountability Ratings- NOT RATED: DECLARED STATE OF DISASTER						2021 Accountability Ratings - NOT RATED DECLARED STATE OF DISASTER								
		All Students	53%	77%	100%	86%	316	275	87%	100%				
		American Indian	*	*	*	*	*	*	*	100%				
		Asian	*	*	100%	100%	1	0	0%	100%				
		African American	*	*	100%	100%	3	3	100%	100%				
		Hispanic	53%	75%	100%	85%	283	246	87%	100%				
		White	50%	80%	100%	91%	27	25	93%	100%				
		Pacific Islander	*	*	*	*	*	*	*	100%				
		Two or More Races	40%	*	100%	100%	2	1	50%	100%				
		Male	79%	79%		88%	150	128	85%	100%				
		Female	75%	75%		81%	166	147	89%	100%				
		Eco Disadvantage	47%	64%	100%	81%	164	133	81%	100%				
		Special Education	21%	*	97%	50%	33	21	64%	100%				
		At-Risk	50%	50%		70%	128	93	73%	100%				
		EB/EL (English Learner)	47%	65%	100%	68%	68	48	71%	100%				
		Migrant	*	*		100%	6	4	67%	100%				
		Gifted and Talented	97%	97%		100%	53	53	100%	100%				

\* 2020-2021 No Accountability - Not Rated: Declared State of Disaster, however, different than 2019-2020. STAAR tests were administered and Fall 2021 HB 4545 came into effect.

Name of Campus: **Travis Middle School**

Campus Performance Objectives

Indicator: **Reading**  
Grade: **All Grades**

Group	2019-2020 STAAR Campus Performance	2021 STAAR Tested Campus Participation	2021 STAAR Tested Campus Performance	2022 STAAR Tested Campus Participation	2022 STAAR Tested Campus Performance	2023 STAAR Campus Performance/Participation			2023-2024 STAAR Goal Campus Performance
	Passing Percentage					# Tested	Total Passed	% Passed	
All Students	2020 Accountability Ratings- NOT RATED- DECLARED STATE OF DISASTER	74%	55%	99%	73%	477	365	77%	100%
American Indian		*	*	*	*	*	*	*	100%
Asian		*	*	*	*	*	*	*	100%
African American		*	*	100%	67%	1	1	100%	100%
Hispanic		74%	55%	99%	73%	469	357	76%	100%
White		60%	*	100%	88%	6	6	100%	100%
Pacific Islander		*	*	*	*	*	*	*	100%
Two or More Races		*	*	*	*	1	1	100%	100%
Male		48%	48%		67%	259	183	71%	100%
Female		62%	62%		77%	218	182	83%	100%
Eco Disadvantage		75%	55%	99%	73%	461	351	76%	100%
Special Education		68%	19%	100%	45%	98	58	59%	100%
At-Risk		48%	48%		69%	402	292	73%	100%
EB/EL (English Learner)		86%	48%	99%	71%	297	210	71%	100%
Migrant		53%	53%		63%	18	12	67%	100%
Gifted and Talented		89%	89%		100%	32	32	100%	100%

\* 2020-2021 No Accountability - Not Rated: Declared State of Disaster, however, different than 2019-2020. STAAR tests were administered and Fall 2021 HB 4545 came into effect

Name of Campus: **Travis Middle School**

Campus Performance Objectives

Indicator: **Math**  
Grade: **All Grades**

Group	2019-2020 STAAR Campus Performance	2021 STAAR Tested Campus Participation	2021 STAAR Tested Campus Performance	2022 STAAR Tested Campus Participation	2022 STAAR Tested Campus Performance	2023 STAAR Campus Performance/Participation			2023-2024 STAAR Goal Campus Performance
	Passing Percentage					# Tested	Total Passed	% Passed	
All Students	2020 Accountability Ratings- NOT RATED- DECLARED STATE OF DISASTER	69%	42%	99%	57%	478	308	64%	100%
American Indian		*	*	*	*	*	*	*	100%
Asian		*	*	*	*	*	*	*	100%
African American		*	*	100%	100%	1	0	0%	100%
Hispanic		69%	41%	99%	56%	470	303	64%	100%
White		44%	*	100%	75%	6	4	67%	100%
Pacific Islander		*	*	*	*	*	*	*	100%
Two or More Races		*	*	*	*	1	1	100%	100%
Male		40%	40%		56%	259	168	65%	100%
Female		43%	43%		58%	219	140	64%	100%
Eco Disadvantage		69%	42%	99%	56%	462	295	64%	100%
Special Education		66%	30%	100%	40%	99	45	45%	100%
At-Risk		37%	37%		52%	403	243	60%	100%
EB/EL (English Learner)		75%	36%	99%	52%	298	177	59%	100%
Migrant		47%	47%		50%	18	6	33%	100%
Gifted and Talented		82%	82%		100%	32	32	100%	100%

\* 2020-2021 No Accountability - Not Rated: Declared State of Disaster, however, different than 2019-2020. STAAR tests were administered and Fall 2021 HB 4545 came into effect

Name of Campus: **Travis Middle School**

Campus Performance Objectives

Indicator: **Science**  
Grade: **All Grades**

Group	2019-2020 STAAR Campus Performance	2021 STAAR Tested Campus Participation	2021 STAAR Tested Campus Performance	2022 STAAR Tested Campus Participation	2022 STAAR Tested Campus Performance	2023 STAAR Campus Performance/Participation			2023-2024 STAAR Goal Campus Performance
	Passing Percentage					# Tested	Total Passed	% Passed	
All Students	2020 Accountability Ratings- NOT RATED: DECLARED STATE OF DISASTER	71%	57%	100%	73%	172	106	62%	100%
American Indian		*	*	*	*	*	*	*	100%
Asian		*	*	*	*	*	*	*	100%
African American		*	*	100%	100%	*	*	*	100%
Hispanic		71%	57%	100%	72%	169	103	61%	100%
White		*	*	100%	100%	2	2	100%	100%
Pacific Islander		*	*	*	*	*	*	*	100%
Two or More Races		*	*	*	*	1	1	100%	100%
Male		62%	62%		66%	90	54	60%	100%
Female		48%	48%		78%	82	52	63%	100%
Eco Disadvantage		72%	57%	100%	73%	168	102	61%	100%
Special Education		63%	23%	100%	26%	38	14	37%	100%
At-Risk		47%	47%		67%	150	85	57%	100%
EB/EL (English Learner)		79%	51%	100%	70%	113	65	58%	100%
Migrant		83%	83%		100%	2	1	50%	100%
Gifted and Talented		88%	88%		100%	9	9	100%	100%

\* 2020-2021 No Accountability - Not Rated: Declared State of Disaster, however, different than 2019-2020. STAAR tests were administered and Fall 2021 HB 4545 came into effect

Name of Campus: **Travis Middle School**

Campus Performance Objectives

Indicator: **Social Studies**  
Grade: **All Grades**

2019-2020 STAAR Campus Performance		2021 STAAR Tested Campus Participation	2021 STAAR Tested Campus Performance	2022 STAAR Tested Campus Participation	2022 STAAR Tested Campus Performance	2023 STAAR Campus Performance/Participation			2023-2024 STAAR Goal Campus Performance
Group	Passing Percentage					# Tested	Total Passed	% Passed	
		Percentage	Percentage	Participation Percentage	Performance Percentage				Passing Percentage
All Students	2020 Accountability Ratings- NOT RATED: DECLARED STATE OF DISASTER	70%	34%	100%	45%	174	75	43%	100%
American Indian		*	*	*	*	*	*	*	100%
Asian		*	*	*	*	*	*	*	100%
African American		*	*	100%	100%	*	*	*	100%
Hispanic		70%	33%	100%	44%	171	73	43%	100%
White		*	*	100%	67%	2	2	100%	100%
Pacific Islander		*	*	*	*	*	*	*	100%
Two or More Races		*	*	*	*	1	0	0%	100%
Male		41%	41%		40%	91	37	41%	100%
Female		26%	26%		49%	83	38	46%	100%
Eco Disadvantage		71%	33%	100%	43%	170	72	42%	100%
Special Education		66%	13%	100%	22%	38	12	32%	100%
At-Risk		23%	23%		36%	151	55	36%	100%
EB/EL (English Learner)		75%	22%	100%	36%	114	42	37%	100%
Migrant		50%	50%		100%	2	0	0%	100%
Gifted and Talented		88%	88%		100%	9	8	89%	100%

\* 2020-2021 No Accountability - Not Rated: Declared State of Disaster, however, different than 2019-2020. STAAR tests were administered and Fall 2021 HB 4545 came into effect.

Name of Campus: McAllen High School

Campus Performance Objectives

Indicator: ELA/Reading  
Grade: All Grades

Group	2019-2020 STAAR Campus Performance	2021 STAAR Tested Campus Participation	2021 STAAR Tested Campus Performance	2022 STAAR Tested Campus Participation	2022 STAAR Tested Campus Performance	2023 STAAR Campus Performance/Participation			2023-2024 STAAR Goal Campus Performance	
	Passing Percentage					# Tested	Total Passed	% Passed	Passing Percentage	
All Students	2020 Accountability Ratings- NOT RATED: DECLARED STATE OF DISASTER	2021 Accountability Ratings - NOT RATED DECLARED STATE OF DISASTER	75%	70%	96%	71%	1338	971	73%	100%
American Indian			*	*	100%	100%	1	1	100%	100%
Asian			88%	100%	100%	100%	7	7	100%	100%
African American			80%	*	100%	80%	6	6	100%	100%
Hispanic			75%	69%	97%	70%	1245	883	71%	100%
White			87%	85%	100%	87%	72	67	93%	100%
Pacific Islander			*	*	*	*	*	*	*	100%
Two or More Races			75%	80%	100%	82%	7	7	100%	100%
Male			65%	65%		64%	731	506	69%	100%
Female			76%	76%		76%	607	465	77%	100%
Eco Disadvantage			72%	62%	98%	64%	730	472	65%	100%
Special Education			74%	46%	96%	27%	171	53	31%	100%
At-Risk			47%	47%		56%	881	527	60%	100%
EB/EL (English Learner)			64%	36%	97%	43%	489	253	52%	100%
Migrant			65%	65%		61%	23	15	65%	100%
Gifted and Talented			100%	100%		100%	133	133	100%	100%

\* 2020-2021 No Accountability - Not Rated: Declared State of Disaster, however, different than 2019-2020. STAAR tests were administered and Fall 2021 HB 4545 came into effect

Name of Campus: McAllen High School

Campus Performance Objectives

Indicator: Math  
Grade: All Grades

Group	2019-2020 STAAR Campus Performance	2021 STAAR Tested Campus Participation	2021 STAAR Tested Campus Performance	2022 STAAR Tested Campus Participation	2022 STAAR Tested Campus Performance	2023 STAAR Campus Performance/Participation			2023-2024 STAAR Goal Campus Performance	
	Passing Percentage					# Tested	Total Passed	% Passed	Passing Percentage	
All Students	2020 Accountability Ratings- NOT RATED: DECLARED STATE OF DISASTER	2021 Accountability Ratings - NOT RATED DECLARED STATE OF DISASTER	80%	69%	94%	75%	436	334	77%	100%
American Indian			*	*	*	*	*	*	*	100%
Asian			100%	86%	86%	100%	*	*	*	100%
African American			*	*	100%	67%	2	2	100%	100%
Hispanic			79%	67%	94%	74%	415	317	76%	100%
White			92%	86%	100%	88%	18	14	78%	100%
Pacific Islander			*	*	*	*	*	*	*	100%
Two or More Races			*	*	100%	100%	1	1	100%	100%
Male			58%	58%		66%	251	189	75%	100%
Female			61%	61%		74%	185	145	78%	100%
Eco Disadvantage			76%	63%	95%	69%	274	199	73%	100%
Special Education			73%	53%	100%	43%	81	41	51%	100%
At-Risk			49%	49%		65%	334	241	72%	100%
EB/EL (English Learner)			68%	43%	98%	66%	190	130	68%	100%
Migrant			33%	33%		60%	8	4	50%	100%
Gifted and Talented			100%	100%		88%	11	11	100%	100%

\* 2020-2021 No Accountability - Not Rated: Declared State of Disaster, however, different than 2019-2020. STAAR tests were administered and Fall 2021 HB 4545 came into effect

Name of Campus: McAllen High School

Campus Performance Objectives

Indicator: Science  
Grade: All Grades

Group	2019-2020 STAAR Campus Performance	2021 STAAR Test Campus Participation	2021 STAAR Tested Campus Performance	2022 STAAR Tested Campus Participation	2022 STAAR Tested Campus Performance	2023 STAAR Campus Performance/Participation			2023-2024 STAAR Goal Campus Performance	
	Passing Percentage					# Tested	Total Passed	% Passed	Passing Percentage	
All Students	2020 Accountability Ratings- NOT RATED: DECLARED STATE OF DISASTER	2021 Accountability Ratings - NOT RATED STATE OF DISASTER	78%	80%	98%	82%	591	501	85%	100%
American Indian			*	*	100%	100%	*	*	*	100%
Asian			83%	100%	100%	100%	4	4	100%	100%
African American			*	*	100%	100%	2	2	100%	100%
Hispanic			77%	79%	98%	82%	549	459	84%	100%
White			85%	97%	95%	95%	35	35	100%	100%
Pacific Islander			*	*	*	*	*	*	*	100%
Two or More Races			67%	*	100%	100%	1	1	100%	100%
Male			80%	80%		79%	322	267	83%	100%
Female			81%	81%		84%	269	234	87%	100%
Eco Disadvantage			74%	73%	98%	78%	320	252	79%	100%
Special Education			77%	68%	100%	42%	78	39	50%	100%
At-Risk			63%	63%		74%	358	276	77%	100%
EB/EL (English Learner)			71%	50%	98%	65%	211	153	73%	100%
Migrant			64%	64%		60%	9	6	67%	100%
Gifted and Talented			100%	100%		100%	79	79	100%	100%

\* 2020-2021 No Accountability - Not Rated: Declared State of Disaster, however, different than 2019-2020. STAAR tests were administered and Fall 2021 HB 4545 came into effect.

Name of Campus: McAllen High School

Campus Performance Objectives

Indicator: Social Studies  
Grade: All Grades

Group	2019-2020 STAAR Campus Performance	2021 STAAR Tested Campus Participation	2021 STAAR Tested Campus Performance	2022 STAAR Tested Campus Participation	2022 STAAR Tested Campus Performance	2023 STAAR Campus Performance/Participation			2023-2024 STAAR Goal Campus Performance	
	Passing Percentage					# Tested	Total Passed	% Passed	Passing Percentage	
All Students	2020 Accountability Ratings-- NOT RATED: DECLARED STATE OF DISASTER	2021 Accountability Ratings - NOT RATED DECLARED STATE OF DISASTER	88%	90%	97%	88%	590	549	93%	100%
American Indian			*	*	*	*	*	*	*	100%
Asian			100%	100%	100%	100%	7	7	100%	100%
African American			*	*	100%	50%	1	1	100%	100%
Hispanic			87%	89%	98%	87%	543	504	93%	100%
White			97%	96%	97%	100%	36	34	94%	100%
Pacific Islander			*	*	*	*	*	*	*	100%
Two or More Races			*	*	100%	100%	3	3	100%	100%
Male			89%	89%		87%	305	279	91%	100%
Female			91%	91%		87%	285	270	95%	100%
Eco Disadvantage			84%	86%	98%	84%	289	261	90%	100%
Special Education			84%	81%	93%	72%	59	45	76%	100%
At-Risk			80%	80%		82%	329	294	89%	100%
EB/EL (English Learner)			75%	69%	98%	71%	164	141	86%	100%
Migrant			100%	100%		64%	14	13	93%	100%
Gifted and Talented			100%	100%		100%	62	62	100%	100%

\* 2020-2021 No Accountability - Not Rated: Declared State of Disaster, however, different than 2019-2020. STAAR tests were administered and Fall 2021 HB 4545 came into effect

Name of Campus: **Memorial High School**

Campus Performance Objectives

Indicator: **ELA/Reading**  
Grade: **All Grades**

Group	2019-2020 STAAR Campus Performance	2021 STAAR Test Campus Participation	2021 STAAR Tested Campus Performance	2022 STAAR Tested Campus Participation	2022 STAAR Tested Campus Performance	2023 STAAR Campus Performance/Participation			2023-2024 STAAR Goal Campus Performance	
	Passing Percentage					# Tested	Total Passed	% Passed	Passing Percentage	
All Students	2020 Accountability Ratings- NOT RATED: DECLARED STATE OF DISASTER	2021 Accountability Ratings - NOT RATED DECLARED STATE OF DISASTER	69%	76%	99%	78%	1288	978	76%	100%
American Indian			*	*	100%	67%	*	*	*	100%
Asian			69%	100%	100%	100%	5	5	100%	100%
African American			100%	*	100%	60%	1	1	100%	100%
Hispanic			69%	75%	99%	78%	756	479	63%	100%
White			72%	94%	98%	90%	13	12	92%	100%
Pacific Islander			*	*	*	*	*	*	*	100%
Two or More Races			*	*	100%	100%	*	*	*	100%
Male			71%	71%		68%	468	287	61%	100%
Female			83%	83%		83%	305	208	68%	100%
Eco Disadvantage			65%	69%	99%	74%	661	418	63%	100%
Special Education			60%	26%	98%	30%	169	48	28%	100%
At-Risk			62%	62%		66%	737	473	64%	100%
EB/EL (English Learner)			61%	54%	99%	66%	593	380	64%	100%
Migrant			25%	25%		64%	20	10	50%	100%
Gifted and Talented			100%	100%		98%	26	26	100%	100%

\* 2020-2021 No Accountability - Not Rated: Declared State of Disaster, however, different than 2019-2020. STAAR tests were administered and Fall 2021 HB 4545 came into effect

Name of Campus: **Memorial High School**

Campus Performance Objectives

Indicator: **Math**  
Grade: **All Grades**

Group	2019-2020 STAAR Campus Performance	2021 STAAR Tested Campus Participation	2021 STAAR Tested Campus Performance	2022 STAAR Tested Campus Participation	2022 STAAR Tested Campus Performance	2023 STAAR Campus Performance/Participation			2023-2024 STAAR Goal Campus Performance		
	Passing Percentage					# Tested	Total Passed	% Passed	Passing Percentage		
All Students	2020 Accountability Ratings- NOT RATED: DECLARED STATE OF DISASTER	2021 Accountability Ratings - NOT RATED DECLARED STATE OF DISASTER	70%	73%	98%	73%	466	363	78%	100%	
American Indian			*	*	*	*	*	*	*	*	100%
Asian			89%	100%	100%	100%	2	2	100%	100%	
African American			*	*	100%	80%	1	1	100%	100%	
Hispanic			69%	72%	98%	73%	292	210	72%	100%	
White			74%	81%	94%	79%	6	6	100%	100%	
Pacific Islander			*	*	*	*	*	*	*	*	100%
Two or More Races			*	*	100%	100%	*	*	*	*	100%
Male			62%	62%		62%	194	140	72%	100%	
Female			65%	65%		77%	106	78	74%	100%	
Eco Disadvantage			63%	64%	98%	71%	254	177	70%	100%	
Special Education			69%	35%	99%	48%	63	31	49%	100%	
At-Risk			51%	51%		65%	286	207	72%	100%	
EB/EL (English Learner)			63%	48%	98%	65%	220	154	70%	100%	
Migrant			33%	33%		60%	6	5	83%	100%	
Gifted and Talented			86%	86%		95%	5	5	100%	100%	

\* 2020-2021 No Accountability - Not Rated: Declared State of Disaster, however, different than 2019-2020. STAAR tests were administered and Fall 2021 HB 4545 came into effect

Name of Campus: **Memorial High School**

Campus Performance Objectives

Indicator: **Science**  
Grade: **All Grades**

Group	2019-2020 STAAR Campus Performance	2021 STAAR Tested Campus Participation	2021 STAAR Tested Campus Performance	2022 STAAR Tested Campus Participation	2022 STAAR Tested Campus Performance	2023 STAAR Campus Performance/Participation			2023-2024 STAAR Goal Campus Performance	
	Passing Percentage					# Tested	Total Passed	% Passed	Passing Percentage	
All Students	2020 Accountability Ratings- NOT RATED: DECLARED STATE OF DISASTER	2021 Accountability Ratings - NOT RATED DECLARED STATE OF DISASTER	67%	84%	96%	86%	538	469	87%	100%
American Indian			*	*	*	*	*	*	*	100%
Asian			100%	100%	88%	100%	3	3	100%	100%
African American			*	*	100%	83%	1	1	100%	100%
Hispanic			67%	83%	96%	86%	287	232	81%	100%
White			70%	87%	97%	85%	5	4	80%	100%
Pacific Islander			*	*	*	*	*	*	*	100%
Two or More Races			*	*	67%	100%	*	*	*	100%
Male			83%	83%		81%	177	140	79%	100%
Female			86%	86%		86%	119	100	84%	100%
Eco Disadvantage			62%	77%	98%	84%	259	209	81%	100%
Special Education			69%	41%	99%	49%	67	35	52%	100%
At-Risk			73%	73%		78%	284	231	81%	100%
EB/EL (English Learner)			64%	66%	99%	79%	252	205	81%	100%
Migrant			29%	29%		65%	8	5	63%	100%
Gifted and Talented			100%	100%		100%	10	10	100%	100%

\* 2020-2021 No Accountability - Not Rated: Declared State of Disaster, however, different than 2019-2020. STAAR tests were administered and Fall 2021 HB 4545 came into effect.

Name of Campus: **Memorial High School**

Campus Performance Objectives

Indicator: **Social Studies**  
Grade: **All Grades**

Group	2019-2020 STAAR Campus Performance	2021 STAAR Tested Campus Participation	2021 STAAR Tested Campus Performance	2022 STAAR Tested Campus Participation	2022 STAAR Tested Campus Performance	2023 STAAR Campus Performance/Participation			2023-2024 STAAR Goal Campus Performance
	Passing Percentage					# Tested	Total Passed	% Passed	Passing Percentage
All Students	2020 Accountability Ratings- NOT RATED: DECLARED STATE OF DISASTER	85%	91%	99%	94%	538	501	93	100%
American Indian		*	*	100%	100%	*	*	*	100%
Asian		*	*	100%	100%	*	*	*	100%
African American		*	*	100%	100%	*	*	*	100%
Hispanic		84%	91%	99%	93%	212	177	83	100%
White		95%	88%	100%	100%	2	1	50	100%
Pacific Islander		*	*	*	*	*	*	*	100%
Two or More Races		*	*	100%	100%	*	*	*	100%
Male		91%	91%		91%	135	107	79	100%
Female		90%	90%		95%	79	71	90	100%
Eco Disadvantage		81%	89%	99%	92%	189	159	84	100%
Special Education		88%	44%	97%	61%	55	32	58	100%
At-Risk		83%	83%		89%	205	170	83	100%
EB/EL (English Learner)		76%	75%	98%	89%	153	130	85	100%
Migrant		100%	100%		81%	5	4	80	100%
Gifted and Talented		100%	100%		100%	2	2	100	100%

\* 2020-2021 No Accountability - Not Rated: Declared State of Disaster, however, different than 2019-2020. STAAR tests were administered and Fall 2021 HB 4545 came into effect.

Name of Campus: **Rowe High School**

Campus Performance Objectives

Indicator: **ELA/Reading**  
Grade: **All Grades**

Group	2019-2020 STAAR Campus Performance	2021 STAAR Test Results - NOT RATED DECLARED STATE OF DISASTER	2021 STAAR Tested Campus Participation	2021 STAAR Tested Campus Performance	2022 STAAR Tested Campus Participation	2022 STAAR Tested Campus Performance	2023 STAAR Campus Performance/Participation			2023-2024 STAAR Goal Campus Performance	
	Passing Percentage		Percentage	Percentage	Participation Percentage	Performance Percentage	# Tested	Total Passed	% Passed	Passing Percentage	
All Students	2020 Accountability Ratings- NOT RATED: DECLARED STATE OF DISASTER	2021 STAAR Test Results - NOT RATED DECLARED STATE OF DISASTER	74%	77%	99%	74%	1208	961	80%	100%	
American Indian			*	*	*	*	*	*	*	*	100%
Asian			100%	93%	100%	100%	10	10	100%	100%	
African American			50%	*	100%	80%	3	2	67%	100%	
Hispanic			74%	76%	99%	74%	1159	917	79%	100%	
White			74%	76%	98%	62%	34	30	88%	100%	
Pacific Islander			*	*	*	*	*	*	*	*	100%
Two or More Races			*	*	100%	100%	2	2	100%	100%	
Male			71%	71%		68%	668	486	73%	100%	
Female			81%	81%		79%	540	475	88%	100%	
Eco Disadvantage			73%	73%	99%	70%	924	707	77%	100%	
Special Education			57%	45%	100%	35%	191	76	40%	100%	
At-Risk			59%	59%		61%	812	567	70%	100%	
EB/EL (English Learner)			71%	48%	100%	52%	405	260	64%	100%	
Migrant			60%	60%		64%	22	16	73%	100%	
Gifted and Talented			99%	99%		98%	93	93	100%	100%	

\* 2020-2021 No Accountability - Not Rated: Declared State of Disaster, however, different than 2019-2020. STAAR tests were administered and Fall 2021 HB 4545 came into effect.

Name of Campus: **Rowe High School**

Campus Performance Objectives

Indicator: **Math**  
Grade: **All Grades**

2019-2020 STAAR Campus Performance		2021 Accountability Ratings - NOT RATED DECLARED STATE OF DISASTER	2021 STAAR Tested Campus Participation	2021 STAAR Tested Campus Performance	2022 STAAR Tested Campus Participation	2022 STAAR Tested Campus Performance	2023 STAAR Campus Performance/Participation			2023-2024 STAAR Goal Campus Performance	
Group	Passing Percentage		Percentage	Percentage	Participation Percentage	Performance Percentage	# Tested	Total Passed	% Passed	Passing Percentage	
All Students	2020 Accountability Ratings- NOT RATED: DECLARED STATE OF DISASTER	2021 Accountability Ratings - NOT RATED DECLARED STATE OF DISASTER	83%	64%	98%	86%	374	312	83%	100%	
American Indian			*	*	*	*	*	*	*	*	100%
Asian			100%	100%	100%	100%	1	1	100%	100%	
African American			*	*	100%	100%	1	0	0%	100%	
Hispanic			83%	64%	98%	86%	359	301	84%	100%	
White			84%	56%	100%	86%	13	10	77%	100%	
Pacific Islander			*	*	*	*	*	*	*	*	100%
Two or More Races			*	*	100%	100%	*	*	*	*	100%
Male			48%	48%		82%	207	166	80%	100%	
Female			55%	55%		85%	167	146	87%	100%	
Eco Disadvantage			81%	60%	97%	84%	305	252	83%	100%	
Special Education			67%	40%	100%	65%	89	64	72%	100%	
At-Risk			38%	38%		79%	324	265	82%	100%	
EB/EL (English Learner)			81%	37%	98%	79%	149	130	87%	100%	
Migrant			63%	63%		80%	7	7	100%	100%	
Gifted and Talented			80%	80%		100%	6	6	100%	100%	

\* 2020-2021 No Accountability - Not Rated: Declared State of Disaster, however, different than 2019-2020. STAAR tests were administered and Fall 2021 HB 4545 came into effect.

Name of Campus: **Rowe High School**

Campus Performance Objectives

Indicator: **Science**  
Grade: **All Grades**

Group	2019-2020 STAAR Campus Performance	2021 STAAR Tested Campus Participation	2021 STAAR Tested Campus Performance	2022 STAAR Tested Campus Participation	2022 STAAR Tested Campus Performance	2023 STAAR Campus Performance/Participation			2023-2024 STAAR Goal Campus Performance	
	Passing Percentage					# Tested	Total Passed	% Passed	Passing Percentage	
All Students	2020 Accountability Ratings- NOT RATED: DECLARED STATE OF DISASTER	2021 Accountability Ratings - NOT RATED DECLARED STATE OF DISASTER	80%	83%	97%	88%	506	454	90%	100%
American Indian			*	*	*	*	*	*	*	100%
Asian			100%	100%	78%	100%	3	3	100%	100%
African American			*	*	100%	100%	1	1	100%	100%
Hispanic			79%	83%	97%	88%	487	436	90%	100%
White			89%	69%	95%	85%	15	14	93%	100%
Pacific Islander			*	*	*	*	*	*	*	100%
Two or More Races			*	*	100%	100%	*	*	*	100%
Male			78%	78%		87%	267	238	89%	100%
Female			88%	88%		87%	239	216	90%	100%
Eco Disadvantage			79%	81%	97%	86%	377	335	89%	100%
Special Education			68%	51%	100%	66%	84	57	68%	100%
At-Risk			72%	72%		80%	357	307	86%	100%
EB/EL (English Learner)			78%	63%	100%	77%	160	127	79%	100%
Migrant			88%	88%		100%	9	7	78%	100%
Gifted and Talented			100%	100%		100%	39	39	100%	100%

\* 2020-2021 No Accountability - Not Rated: Declared State of Disaster, however, different than 2019-2020. STAAR tests were administered and Fall 2021 HB 4545 came into effect.

Name of Campus: **Rowe High School**

Campus Performance Objectives

Indicator: **Social Studies**  
Grade: **All Grades**

Group	2019-2020 STAAR Campus Performance	2021 STAAR Tested Campus Participation	2021 STAAR Tested Campus Performance	2022 STAAR Tested Campus Participation	2022 STAAR Tested Campus Performance	2023 STAAR Campus Performance/Participation			2023-2024 STAAR Goal Campus Performance		
	Passing Percentage					# Tested	Total Passed	% Passed	Passing Percentage		
All Students	2020 Accountability Ratings- NOT RATED: DECLARED STATE OF DISASTER	2021 Accountability Ratings - NOT RATED DECLARED STATE OF DISASTER	86%	89%	100%	93%	473	446	94%	100%	
American Indian			*	*	*	*	*	*	*	*	100%
Asian			100%	100%	100%	100%	8	8	100%	100%	
African American			*	*	*	*	1	1	100%	100%	
Hispanic			86%	89%	100%	94%	445	418	94%	100%	
White			91%	90%	100%	83%	19	19	100%	100%	
Pacific Islander			*	*	*	*	*	*	*	*	100%
Two or More Races			*	*	100%	100%	*	*	*	*	100%
Male			88%	88%		93%	256	242	95%	100%	
Female			90%	90%		93%	217	204	94%	100%	
Eco Disadvantage			85%	86%	100%	91%	353	329	93%	100%	
Special Education			73%	65%	100%	71%	53	44	83%	100%	
At-Risk			81%	81%		90%	300	274	91%	100%	
EB/EL (English Learner)			89%	66%	100%	86%	107	92	86%	100%	
Migrant			93%	93%		100%	9	8	89%	100%	
Gifted and Talented			100%	100%		100%	41	41	100%	100%	

\* 2020-2021 No Accountability - Not Rated: Declared State of Disaster, however, different than 2019-2020. STAAR tests were administered and Fall 2021 HB 4545 came into effect

Name of Campus: Lamar Academy

Campus Performance Objectives

Indicator: ELA/Reading  
Grade: All Grades

Group	2019-2020 STAAR Campus Performance	2021 STAAR Tested Campus Participation	2021 STAAR Tested Campus Performance	2022 STAAR Tested Campus Participation	2022 STAAR Tested Campus Performance	2023 STAAR Campus Performance/Participation			2023-2024 STAAR Goal Campus Performance	
	Passing Percentage					# Tested	Total Passed	% Passed	Passing Percentage	
All Students	2020 Accountability Ratings- NOT RATED: DECLARED STATE OF DISASTER	2021 Accountability Ratings - NOT RATED DECLARED STATE OF DISASTER	89%	52%	100%	77%	28	22	79%	100%
American Indian			*	*	*	*	*	*	*	100%
Asian			*	*	*	*	*	*	*	100%
African American			*	*	*	*	*	*	*	100%
Hispanic			89%	52%	100%	76%	27	21	78%	100%
White			*	*	100%	100%	1	1	100%	100%
Pacific Islander			*	*	*	*	*	*	*	100%
Two or More Races			*	*	*	*	*	*	*	100%
Male			*	*		58%	9	6	67%	100%
Female			38%	38%		88%	19	16	84%	100%
Eco Disadvantage			89%	48%	100%	75%	26	20	77%	100%
Special Education			*	*	100%	100%	1	1	100%	100%
At-Risk			19%	19%		76%	28	22	79%	100%
EB/EL (English Learner)			90%	40%	100%	58%	13	9	69%	100%
Migrant			*	*		*	2	1	50%	100%
Gifted and Talented			*	*		100%	1	1	100%	100%

\* 2020-2021 No Accountability - Not Rated: Declared State of Disaster, however, different than 2019-2020. STAAR tests were administered and Fall 2021 HB 4545 came into effect

Name of Campus: Lamar Academy

Campus Performance Objectives

Indicator: Math  
Grade: All Grades

Group	2019-2020 STAAR Campus Performance	2021 STAAR Tested Campus Participation	2021 STAAR Tested Campus Performance	2022 STAAR Tested Campus Participation	2022 STAAR Tested Campus Performance	2023 STAAR Campus Performance/Participation			2023-2024 STAAR Goal Campus Performance	
	Passing Percentage					# Tested	Total Passed	% Passed	Passing Percentage	
All Students	2020 Accountability Ratings- NOT RATED: DECLARED STATE OF DISASTER	2021 Accountability Ratings - NOT RATED DECLARED STATE OF DISASTER	86%	55%	93%	73%	6	4	67%	100%
American Indian			*	*	*	*	*	*	*	100%
Asian			*	*	*	*	*	*	*	100%
African American			*	*	*	*	*	*	*	100%
Hispanic			85%	50%	92%	80%	6	4	67%	100%
White			*	*	*	*	*	*	*	100%
Pacific Islander			*	*	*	*	*	*	*	100%
Two or More Races			*	*	*	*	*	*	*	100%
Male			*	*		100%	1	1	100%	100%
Female			*	*		67%	5	3	60%	100%
Eco Disadvantage			83%	56%	91%	78%	5	3	60%	100%
Special Education			*	*	*	*	*	*	*	100%
At-Risk			*	*		75%	6	4	67%	100%
EB/EL (English Learner)			*	*	100%	33%	1	1	100%	100%
Migrant			*	*		*	*	*	*	100%
Gifted and Talented			*	*		*	*	*	*	100%

\* 2020-2021 No Accountability - Not Rated: Declared State of Disaster, however, different than 2019-2020. STAAR tests were administered and Fall 2021 HB 4545 came into effect

Name of Campus: Lamar Academy

Campus Performance Objectives

Indicator: Science  
Grade: All Grades

Group	2019-2020 STAAR Campus Performance	2021 STAAR Test Campus Participation	2021 STAAR Tested Campus Performance	2022 STAAR Tested Campus Participation	2022 STAAR Tested Campus Performance	2023 STAAR Campus Performance/Participation			2023-2024 STAAR Goal Campus Performance	
	Passing Percentage					# Tested	Total Passed	% Passed	Passing Percentage	
All Students	2020 Accountability Ratings- NOT RATED: DECLARED STATE OF DISASTER	2021 Accountability Ratings - NOT RATED STATE OF DISASTER	86%	80%	100%	100%	4	1	25%	100%
American Indian			*	*	*	*	*	*	*	100%
Asian			*	*	*	*	*	*	*	100%
African American			*	*	*	*	*	*	*	100%
Hispanic			86%	80%	100%	100%	4	1	25%	100%
White			*	*	100%	100%	*	*	*	100%
Pacific Islander			*	*	*	*	*	*	*	100%
Two or More Races			*	*	*	*	*	*	*	100%
Male			*	*		*	1	0	0%	100%
Female			67%	67%		100%	3	1	33%	100%
Eco Disadvantage			86%	80%	100%	100%	4	1	25%	100%
Special Education			*	*	*	*	*	*	*	100%
At-Risk			67%	67%		100%	4	1	25%	100%
EB/EL (English Learner)			*	*	100%	100%	2	0	0%	100%
Migrant			*	*		*	1	0	0%	100%
Gifted and Talented			*	*		100%	*	*	*	100%

\* 2020-2021 No Accountability - Not Rated: Declared State of Disaster, however, different than 2019-2020. STAAR tests were administered and Fall 2021 HB 4545 came into effect.

Name of Campus: Lamar High School

Campus Performance Objectives

Indicator: Social Studies  
Grade: All Grades

Group	2019-2020 STAAR Campus Performance	2021 STAAR Tested Campus Participation	2021 STAAR Tested Campus Performance	2022 STAAR Tested Campus Participation	2022 STAAR Tested Campus Performance	2023 STAAR Campus Performance/Participation			2023-2024 STAAR Goal Campus Performance
	Passing Percentage					# Tested	Total Passed	% Passed	Passing Percentage
All Students	2020 Accountability Ratings-- NOT RATED: DECLARED STATE OF DISASTER	95%	93%	100%	84%	36	33	92%	100%
American Indian		*	*	*	*	*	*	*	100%
Asian		*	*	*	*	*	*	*	100%
African American		*	*	*	*	*	*	*	100%
Hispanic		95%	93%	100%	88%	36	33	92%	100%
White		*	*	100%	67%	*	*	*	100%
Pacific Islander		*	*	*	*	*	*	*	100%
Two or More Races		*	*	*	*	*	*	*	100%
Male		100%	100%		93%	14	13	93%	100%
Female		92%	92%		82%	22	20	91%	100%
Eco Disadvantage		94%	91%	100%	84%	30	27	90%	100%
Special Education		*	*	*	*	2	1	50%	100%
At-Risk		95%	95%		89%	36	33	92%	100%
EB/EL (English Learner)		92%	82%	100%	75%	11	10	91%	100%
Migrant		*	*		*	1	1	100%	100%
Gifted and Talented		*	*		100%	*	*	*	100%

\* 2020-2021 No Accountability - Not Rated: Declared State of Disaster, however, different than 2019-2020. STAAR tests were administered and Fall 2021 HB 4545 came into effect

Name of Campus: **Achieve Early College HS**

Campus Performance Objectives

Indicator: **ELA/Reading**  
Grade: **All Grades**

Group	2019-2020 STAAR Campus Performance	2021 STAAR Tested Campus Participation	2021 STAAR Tested Campus Performance	2022 STAAR Tested Campus Participation	2022 STAAR Tested Campus Performance	2023 STAAR Campus Performance/Participation			2023-2024 STAAR Goal Campus Performance	
	Passing Percentage					# Tested	Total Passed	% Passed	Passing Percentage	
All Students	2020 Accountability Ratings- NOT RATED: DECLARED STATE OF DISASTER	2021 Accountability Ratings - NOT RATED DECLARED STATE OF DISASTER	100%	95%	100%	98%	232	230	99%	100%
American Indian			*	*	*	*	*	*	*	100%
Asian			*	*	100%	100%	6	6	100%	100%
African American			*	*	*	*	*	*	*	100%
Hispanic			100%	95%	100%	98%	222	220	99%	100%
White			100%	*	100%	100%	2	2	100%	100%
Pacific Islander			*	*	*	*	*	*	*	100%
Two or More Races			*	*	100%	100%	2	2	100%	100%
Male			94%	94%		99%	100	99	99%	100%
Female			96%	96%		98%	132	131	99%	100%
Eco Disadvantage			99%	95%	100%	97%	165	163	99%	100%
Special Education			100%	67%	100%	69%	16	16	100%	100%
At-Risk			89%	89%		96%	114	114	100%	100%
EB/EL (English Learner)			98%	92%	100%	95%	63	62	98%	100%
Migrant			80%	80%		100%	5	5	100%	100%
Gifted and Talented			100%	100%		100%	31	31	100%	100%

\* 2020-2021 No Accountability - Not Rated: Declared State of Disaster, however, different than 2019-2020. STAAR tests were administered and Fall 2021 HB 4545 came into effect

Name of Campus: **Achieve Early College HS**

Campus Performance Objectives

Indicator: **Math**  
Grade: **All Grades**

Group	2019-2020 STAAR Campus Performance	2021 STAAR Tested Campus Participation	2021 STAAR Tested Campus Performance	2022 STAAR Tested Campus Participation	2022 STAAR Tested Campus Performance	2023 STAAR Campus Performance/Participation			2023-2024 STAAR Goal Campus Performance
	Passing Percentage					# Tested	Total Passed	% Passed	Passing Percentage
All Students	2020 Accountability Ratings- NOT RATED: DECLARED STATE OF DISASTER	100%	98%	100%	99%	51	51	100%	100%
American Indian		*	*	*	*	*	*	*	100%
Asian		*	*	100%	100%	*	*	*	100%
African American		*	*	*	*	*	*	*	100%
Hispanic		100%	98%	100%	100%	50	50	100%	100%
White		*	*	100%	100%	1	1	100%	100%
Pacific Islander		*	*	*	*	*	*	*	100%
Two or More Races		*	*	100%	100%	*	*	*	100%
Male		92%	92%		96%	25	25	100%	100%
Female		100%	100%		100%	26	26	100%	100%
Eco Disadvantage		100%	99%	100%	100%	39	39	100%	100%
Special Education		*	*	100%	100%	4	4	100%	100%
At-Risk		93%	93%		98%	27	27	100%	100%
EB/EL (English Learner)		100%	100%	100%	100%	21	21	100%	100%
Migrant		100%	100%		*	*	*	*	100%
Gifted and Talented		100%	100%		100%	4	4	100%	100%

\* 2020-2021 No Accountability - Not Rated: Declared State of Disaster, however, different than 2019-2020. STAAR tests were administered and Fall 2021 HB 4545 came into effect

Name of Campus: **Achieve Early College HS**

Campus Performance Objectives

Indicator: **Science**  
Grade: **All Grades**

Group	2019-2020 STAAR Campus Performance	2021 STAAR Tested Campus Participation	2021 STAAR Tested Campus Performance	2022 STAAR Tested Campus Participation	2022 STAAR Tested Campus Performance	2023 STAAR Campus Performance/Participation			2023-2024 STAAR Goal Campus Performance	
	Passing Percentage					# Tested	Total Passed	% Passed	Passing Percentage	
All Students	2020 Accountability Ratings- NOT RATED: DECLARED STATE OF DISASTER	2021 Accountability Ratings - NOT RATED DECLARED STATE OF DISASTER	100%	99%	97%	100%	103	103	100%	100%
American Indian			*	*	*	*	*	*	*	100%
Asian			*	*	100%	100%	3	3	100%	100%
African American			*	*	*	*	*	*	*	100%
Hispanic			100%	99%	97%	100%	98	98	100%	100%
White			*	*	*	*	1	1	100%	100%
Pacific Islander			*	*	*	*	*	*	*	100%
Two or More Races			*	*	100%	100%	1	1	100%	100%
Male			100%	100%		100%	52	52	100%	100%
Female			98%	98%		100%	51	51	100%	100%
Eco Disadvantage			100%	99%	97%	100%	73	73	100%	100%
Special Education			*	*	100%	100%	7	7	100%	100%
At-Risk			98%	98%		100%	49	49	100%	100%
EB/EL (English Learner)			100%	93%	100%	100%	40	40	100%	100%
Migrant			100%	100%		*	2	2	100%	100%
Gifted and Talented			100%	100%		100%	14	14	100%	100%

\* 2020-2021 No Accountability - Not Rated: Declared State of Disaster, however, different than 2019-2020. STAAR tests were administered and Fall 2021 HB 4545 came into effect.

Name of Campus: **Achieve Early College HS**

Campus Performance Objectives

Indicator: **Social Studies**

Grade: **All Grades**

Group	2019-2020 STAAR Campus Performance	2021 STAAR Tested Campus Participation	2021 STAAR Tested Campus Performance	2022 STAAR Tested Campus Participation	2022 STAAR Tested Campus Performance	2023 STAAR Campus Performance/Participation			2023-2024 STAAR Goal Campus Performance	
	Passing Percentage					# Tested	Total Passed	% Passed	Passing Percentage	
All Students	2020 Accountability Ratings- NOT RATED: DECLARED STATE OF DISASTER	2021 Accountability Ratings - NOT RATED DECLARED STATE OF DISASTER	100%	99%	100%	100%	88	88	100%	100%
American Indian			*	*	*	*	*	*	*	100%
Asian			*	*	100%	100%	1	1	100%	100%
African American			*	*	*	*	*	*	*	100%
Hispanic			100%	99%	100%	100%	86	86	100%	100%
White			*	*	100%	100%	*	*	*	100%
Pacific Islander			*	*	*	*	*	*	*	100%
Two or More Races			*	*	100%	100%	1	1	100%	100%
Male			100%	100%		100%	41	41	100%	100%
Female			98%	98%		100%	47	47	100%	100%
Eco Disadvantage			100%	98%	100%	100%	59	59	100%	100%
Special Education			100%	100%	100%	100%	3	3	100%	100%
At-Risk			97%	97%		100%	21	21	100%	100%
EB/EL (English Learner)			100%	100%	100%	100%	8	8	100%	100%
Migrant			100%	100%		100%	1	1	100%	100%
Gifted and Talented			100%	100%		100%	14	14	100%	100%

\* 2020-2021 No Accountability - Not Rated: Declared State of Disaster, however, different than 2019-2020. STAAR tests were administered and Fall 2021 HB 4545 came into effect.



**2023-2024**


**CAMPUS PERFORMANCE OBJECTIVES GOALS**

**BOARD AGENDA REPORT  
MCALLEN INDEPENDENT SCHOOL DISTRICT**

**MEETING DATE:** November 13, 2023

**Attachment:**

**SUBMITTED BY:** \_\_\_\_\_

**SUPERVISOR:**   
Nov 7, 2023

**Approved for presentation to the Board of Education:**



167

**Interim Superintendent of Schools**

Nov 8, 2023

## PROPOSED REVISIONS

<b>Meeting Place and Time</b>	The notice for a Board meeting shall reflect the date, time, and location of the meeting.
<b>Regular Meetings</b>	Regular meetings of the Board shall normally be held on the second and fourth Mondays of each month at 5:00 p.m. When determined necessary and for the convenience of Board members, the Board President may change the date, time, or location of a regular meeting with proper notice.
<b>Special or Emergency Meetings</b>	<p>The Board President shall call special meetings at the Board President's discretion or on request by two members of the Board.</p> <p>The Board President shall call an emergency meeting when it is determined by the Board President or two members of the Board that an emergency or urgent public necessity, as defined by law, warrants the meeting.</p>
<b>Agenda</b>	The deadline for submitting items for inclusion on the agenda is the fourth calendar day before regular meetings and the third calendar day before special meetings.
Deadline	
Preparation	<p>In consultation with the Board President, the Superintendent shall prepare the agenda for all Board meetings. Any <b>two</b> Board members may request that a subject be included on the agenda for a meeting, and the Superintendent shall include on the preliminary agenda of the meeting all topics that have been timely submitted by <del>a</del> <b>two</b> Board members.</p> <p>Before the official agenda is finalized for any meeting, the Superintendent shall consult the Board President to ensure that the agenda and the topics included meet with the Board President's approval. In reviewing the preliminary agenda, the Board President shall ensure that any topics the Board or <del>individual</del> <b>any two</b> Board members have requested to be addressed are either on that agenda or scheduled for <del>deliberation at an appropriate time in the near future</del> <b>deliberation within the next two regular board meetings</b>. The Board President shall not have authority to remove from the agenda a subject requested by a Board member without that Board member's specific authorization.</p>
<b>Notice to Members</b>	Members of the Board shall be given notice of regular and special meetings at least 72 hours prior to the scheduled time of the meeting and at least one hour prior to the time of an emergency meeting.
<b>Closed Meeting</b>	Notice of all meetings shall provide for the possibility of a closed meeting during an open meeting, in accordance with law.

The Board may conduct a closed meeting when the agenda subject is one that may properly be discussed in closed meeting. [See BEC]

**Order of Business**

The order of business for regular Board meetings shall be as set out in the agenda accompanying the notice of the meeting. At the meeting, the order in which posted agenda items are taken may be changed by consensus of Board members.

**Rules of Order**

The Board shall observe the parliamentary procedures as found in *Robert's Rules of Order, Newly Revised*, except as otherwise provided in Board procedural rules or by law. Procedural rules may be suspended at any Board meeting by majority vote of the members present.

Voting

Voting shall be by voice vote or show of hands, as directed by the Board President. Any member may abstain from voting, and a member's vote or failure to vote shall be recorded upon that member's request. [See BDAA(LOCAL) for the Board President's voting rights]

Consent Agenda

When the agenda is prepared, the Board President shall determine items, if any, that qualify to be placed on the consent agenda. A consent agenda shall include items of a routine and/or recurring nature grouped together under one action item. For each item listed as part of a consent agenda, the Board shall be furnished with background material. All such items shall be acted upon by one vote without separate discussion, unless a Board member requests that an item be withdrawn for individual consideration. The remaining items shall be adopted under a single motion and vote.

**Minutes**

Board action shall be carefully recorded by the Board Secretary or clerk; when approved, these minutes shall serve as the legal record of official Board actions. The written minutes of all meetings shall be approved by vote of the Board and signed by the Board President and the Board Secretary.

The official minutes of the Board shall be retained on file in the office of the Superintendent and shall be available for examination during regular office hours.

**Discussions and Limitation**

Discussions shall be addressed to the Board President and then the entire membership. Discussion shall be directed solely to the business currently under deliberation, and the Board President shall halt discussion that does not apply to the business before the Board.

The Board President shall also halt discussion if the Board has agreed to a time limitation for discussion of an item, and that time limit has expired. Aside from these limitations, the Board President


shall not interfere with debate so long as members wish to address themselves to an item under consideration.

**BOARD AGENDA REPORT  
MCALLEN INDEPENDENT SCHOOL DISTRICT**

**MEETING DATE:** November 13, 2023

**Attachment:**

**SUBMITTED BY:** \_\_\_\_\_

**SUPERVISOR:**   
Jose Silva (Nov 9, 2023 14:28 CST)

**Approved for presentation to the Board of Education:**





## MEMORANDUM OF UNDERSTANDING

### Standard Response Protocol (“SRP”) Memorandum of Understanding (“MOU”) with The “I Love U Guys” Foundation (“The Foundation”)

This Memorandum of Understanding (“MOU”) between The Foundation and the undersigned School District or Individual School (collectively, the “Organization”) is effective as of the date it is signed by Organization.

#### Standard Response Protocol Program Description:

The Foundation created its *proprietary* Standard Response Protocol (“SRP”) for classrooms response based on Five actions. When communicating these actions, the action is labeled with a “**Term of Art**” and is then followed by a **Directive**. Execution of the action is performed by active participants, including students, staff, teachers and first responders.

#### Purpose of Using Terms of Art:

By standardizing vocabulary, all stakeholders can understand the response and status of the event. For students, this provides continuity of expectations and actions throughout their educational career. For teachers and staff this becomes a simpler process to train and drill. For first responders, the common vocabulary and protocols establish a greater predictability that persists through the duration of an incident. Parents can easily understand the practices and can reinforce the protocol. Additionally, this protocol enables rapid response determination when an unforeseen event occurs.

#### Terms of Art:

- The “Term of Art” **Hold** is followed by the Directive “**In your room or area**” (or announce a location). The action is for the purpose of keeping halls and/or common areas clear until an incident is resolved.
- The “Term of Art” **Secure** is followed by the Directive “**Get Inside. Lock Outside Doors.**” The action associated with Lockout is to bring participants into the Building, and secures the building’s outside perimeter by locking appropriate windows, doors or other access points.
- The “Term of Art” **Lockdown** is followed by the Directive “**Locks, Lights, Out of Sight**” The action associated with Lockdown is to secure individual classroom doors, move away from inside corridor line of sight and maintain silence until first responders release the room.
- The “Term of Art” **Evacuate** is followed by the Directive “**To a Location**” (Where Location is announced.) The action associated with Evacuate is to move students and staff from one location to another.
- The “Term of Art” **Shelter** is followed by the Directive “**Type and Method**” (Where Type is one of the following: For Tornado, For Hazmat, For Bomb. Method is one of the following: And seal, In Silence, Drop, Cover and Hold.) The action associated with Shelter is dependent on the stated Type and Method.

#### Agreement by Organization:

1. Organization agrees to incorporate SRP in the official, existing, written safety plans for the district or school, as applicable, either in the body or as an addendum or amendment.
2. Organization agrees to appoint an SRP Liaison who will act as the primary contact regarding communication with The Foundation and other department, district or agency SRP Liaisons.

3. Organization agrees to incorporate the SRP using the terms of art and the associated directives as defined in the Program Description.
4. Organization agrees to provide Law Enforcement Agencies having jurisdiction within the district/school with notice of compliance with SRP terms of art and directives.
5. Organization agrees to provide Fire Departments having jurisdiction within the district/school with notice of compliance with SRP terms of art and directives.
6. Organization agrees to provide Emergency Medical Services having jurisdiction within the district/school with notice of compliance with SRP terms of art and directives.
7. Organization agrees to provide County and/or City Emergency Managers having jurisdiction within the School District with notice of compliance with SRP terms of art and directives.
8. Organization agrees to provide students with training on the SRP at least once per school year.
9. Organization agrees to provide staff with training on the SRP at least once per school year.
10. Organization agrees to drill each action.
11. Organization agrees to provide parents with either printed material or notice of online availability of material at <http://www.iloveuguys.org>.
12. Organization is responsible for physical material production of any online resources provided by The Foundation. The District is not required to utilize printing services provided by The Foundation for production of support materials.
13. Organization will provide The Foundation with one representative copy of printed or electronic materials produced from online materials provided by The Foundation.
14. Organization will engage in a best effort to provide The Foundation with contact information for other agencies, departments, services, schools participating with the School District regarding the SRP.

**Agreement by The “I Love U Guys” Foundation:**

1. The Foundation agrees to host training materials on the Website available publicly at the Uniform Resource Locator <http://iloveuguys.org>. Such training materials may be updated from time to time by The Foundation.
2. The Foundation agrees to provide training materials and support materials online to Organization’s staff, students, teachers and parents at no charge to Organization.
3. The Foundation agrees to provide training materials and support materials online to Law Enforcement Agencies at no charge.
4. The Foundation agrees to provide training materials and support materials online to Fire Departments at no charge.
5. The Foundation agrees to provide training materials and support materials online to Emergency Medical Services at no charge.
6. The Foundation agrees to provide training materials and support materials online to County and/or City Emergency Managers at no charge.
7. The Foundation offers brokered printing services for production of printed support materials. Organization is not required to use The Foundation’s brokered printing services for production of printed support materials.
8. The Foundation provides hands-on training sessions on request for a charge in locations around the United States. Organization is under no obligation to host or attend these training sessions.
9. The Foundation will notify the SRP Liaison via Written or Electronic communications in the event of new or updated materials available on the Website.

10. The Foundation will maintain a record of all Written or Electronic communication with the Organization.

**Updates to SRP:** The Foundation may update its SRPs and its Terms of Art from time to time and will notify Organization of any such updates. The Organization agrees to implement any such changes in a reasonable time frame.

**Term/Termination:** This MOU is effective as of the date it is signed by the Organization and shall continue in effect for two (2) years ("Term"). Organization and Foundation may agree to extend the upon mutual written agreement. Organization may terminate this MOU via Written or Electronic notification at any time. Upon termination, Organization will cease using any Standard Response Protocol materials provided by The Foundation. The Foundation may terminate this MOU upon notice if it determines that Organization is not performing its obligations under this MOU, including using the Terms of Art as they may change from time to time.

**Notices:** All notices and other communications required or permitted under this MOU shall either be sent by certified mail, return receipt requested, by reputable overnight courier service with confirmation of delivery and addressed to the Parties at their addresses first set forth below or to the email addresses set forth below. The parties shall notify each other if such contact information changes.

**No Partnership.** Nothing contained in this MOU shall create or be deemed to create a partnership or agency between the Organization and The Foundation.

**Counterparts/Electronic Execution.** This MOU may be executed in counterparts and digital copies, each of which shall be deemed an original and all of which shall constitute a single instrument.

\*\*\*\*\*

**Name of Organization:** McAllen Independent School District

Address/City/State/ZIP: 2000 N. 23rd St. McAllen, TX 78501

Authorized Representative Name: Debbie Crane Aliseda

Signature

Title: Board of Trustees, President

Date:

Email Address: debbie.aliseda@mcallenisd.net

Phone: 956-618-6000

Approved as to form:

by: JOHNATHAN BALL  
JOHNATHAN BALL (Nov 8, 2023 14:51 CST)  
Johnathan Ball, Staff Attorney

**The I Love U Guys Foundation** Authorized Representative: Ellen Stoddard-Keyes

Signature:

Title: Operations Director

Date:

Email to: MOU@iloveguys.org

or Mail to: The "I Love U Guys" Foundation, PO Box 919, Conifer, CO 80433

# SRP-2023

## Standard Response Protocol



**HOLD**



**SECURE  
(LOCKOUT)**



**LOCKDOWN**



**EVACUATE**



**SHELTER**

# IN AN EMERGENCY TAKE ACTION



## HOLD! In your room or area. Clear the halls.

### STUDENTS

Clear the hallways and remain in room or area until the "All Clear" is announced  
Do business as usual

### ADULTS

Close and lock door  
Account for students and adults  
Do business as usual



## SECURE! (Lockout) Get inside. Lock outside doors.

### STUDENTS

Return to inside of building  
Do business as usual

### ADULTS

Bring everyone indoors  
Lock outside doors  
Increase situational awareness  
Account for students and adults  
Do business as usual



## LOCKDOWN! Locks, lights, out of sight.

### STUDENTS

Move away from sight  
Maintain silence  
Do not open the door

### ADULTS

Recover students from hallway if possible  
Lock the classroom door  
Turn out the lights  
Move away from sight  
Maintain silence  
Do not open the door  
Prepare to evade or defend



## EVACUATE! (A location may be specified)

### STUDENTS

Leave stuff behind if required to  
If possible, bring your phone  
Follow instructions

### ADULTS

Lead students to Evacuation location  
Account for students and adults  
Notify if missing, extra or injured students or adults



## SHELTER! Hazard and safety strategy.

### STUDENTS

Use appropriate safety strategy for the hazard

#### Hazard

Tornado  
Hazmat  
Earthquake  
Tsunami

#### Safety Strategy

Evacuate to shelter area  
Seal the room  
Drop, cover and hold  
Get to high ground

### ADULTS

Lead safety strategy  
Account for students and adults  
Notify if missing, extra or injured students or adults

TEXAS STATE  
TEXAS SCHOOL SAFETY CENTER



## STANDARD™ REUNIFICATION METHOD

### STUDENT/PARENT REUNIFICATION

Circumstances may occur at the school that require parents to pick up their students in a formalized, controlled release. This process is called a Reunification and may be necessary due to weather, a power outage, hazmat or if a crisis occurs at the school. The Standard Reunification Method is a protocol that makes this process more predictable and less chaotic for all involved.

Because a reunification is not a typical end of school day event, a reunification may occur at a different location than the school a student attends. If this location is another school, then those students may be subject to a controlled release as well.

### NOTIFICATION

Parents may be notified in a number of ways. The school or district may use its broadcast phone or text message system. In some cases, students may be asked to send a text message to their parents. A reunification text message from a student may look something like this: "The school has closed, please pick me up at 3:25 at the main entrance. Bring your ID."

### PARENT/GUARDIAN EXPECTATIONS

If a parent or guardian is notified that a reunification is needed, there are some expectations that parents or guardians should be aware of. First, bring identification. That will streamline things during reunification. Second, be patient. Reunification is a process that protects both the safety of the student and provides for an accountable change of custody from the school to a recognized custodial parent or guardian.

### WHAT IF A PARENT CAN'T PICK-UP THEIR STUDENT?

When a parent can't immediately go to the reunification site, students will only be released to individuals previously identified as a student's emergency contact. Otherwise, the school will hold students until parents can pick up their student.

### WHAT IF THE STUDENT DROVE TO SCHOOL?

There may be instances where a student may not be allowed to remove a vehicle from the parking lot. In this case, parents are advised to recover the student. In some circumstances, high school students may be released on their own.

### HOW IT WORKS

For students, the school asks that students be orderly and quiet while waiting. Students may be asked to text a message to their parents or guardians. Students are also asked not to send other text messages either in or out of the school or reunification area. Keeping the cellular network usage at a minimum may be important during a reunification.

### REUNIFICATION CARDS

For parents, there are a couple of steps. If a parent is driving to the school, greater awareness of traffic and emergency vehicles is advised. Parents should park where indicated and not abandon vehicles. Parents are asked to go to the Reunification "Check In" area and form lines based on the first letter of their student's last name. While in line, parents are asked to fill out a reunification card. This card is perforated and will be separated during the process. Some of the same information is repeated on both the top and separated bottom of the card. Parents are asked to complete all parts of the card.

In the case of multiple students being reunified, a separate card for each student needs to be completed.

### BRING ID TO CHECK IN

During check in, identification and custody rights are confirmed. The card is separated and the bottom half given back to the parent.

From the "Check In" area parents are directed to the "Reunification" area. There, a runner will take the bottom half of the card and take it to the Student Assembly Area to recover the student or students.

Parents should be aware that in some cases, they may be invited into the building for further information.

### INTERVIEWS AND COUNSELING

In some cases, parents may be advised that a law enforcement investigation is underway and may be advised that interviews are necessary. In extreme cases, parents may be pulled aside for emergency or medical information.



**BOARD AGENDA REPORT  
MCALLEN INDEPENDENT SCHOOL DISTRICT**

**MEETING DATE:** November 13, 2023

**Attachment:**

**SUBMITTED BY:** \_\_\_\_\_

**SUPERVISOR:** 

**Approved for presentation to the Board of Education:**



**177** \_\_\_\_\_  
**Interim Superintendent of Schools**

McALLEN INDEPENDENT SCHOOL DISTRICT

---



---

DELINQUENT TAX COLLECTION REPORT

NOVEMBER 13, 2023



1512 SOUTH LONE STAR WAY, EDINBURG, TEXAS 78539 ☎ TEL. (956) 383-4500

LAW OFFICES  
OF  
LINEBARGER GOGGAN BLAIR & SAMPSON, LLP  
ATTORNEYS AT LAW  
1512 S. Lone Star Way  
EDINBURG, TEXAS 78539

Telephone: (956) 383-4500  
Facsimile: (956) 383-7820

November 13, 2023

Mrs. Debbie Crane-Aliseda, President  
Mr. Sam Saldivar Jr., Vice – President  
Ms. Sofia M. Peña, Secretary  
Ms. Erica de la Garza-Lopez, Trustee  
Ms. Elizabeth “Lizzie” Kittleman, Trustee  
Ms. Lucia Regalado, Trustee  
Mr. Aaron D. Rivera, Trustee  
Dr. Rosalba De Hoyos, Interim Superintendent  
McAllen Independent School District  
2000 North 23rd Street  
McAllen, Texas 78501

RE: Delinquent Tax Collection for July 01, 2023 through September 30, 2023

Dear Dr. De Hoyos and Board of Trustees:

The Linebarger Goggan Blair & Sampson, LLP Report highlights our delinquent ad valorem tax collection program on behalf of the McAllen Independent School District. Our collection results, as noted herein, continue to be successful for the McAllen Independent School District.

Please know that we truly appreciate the opportunity to represent the McAllen Independent School District on all delinquent ad valorem tax matters. As always, we will continue to provide the McAllen Independent School District with quality representation, consistent results, and an ample experienced staff of attorneys and legal assistants dedicated to servicing your account. We are available to address any questions you may have or to discuss any concerns that interest you at your convenience.

Sincerely,



Kelly R. Salazar  
Capital Partner

Our delinquent tax collection program for the McAllen Independent School District continues to emphasize two basic premises: to work with individual taxpayers to collect taxes owed to the McAllen Independent School District and to only use the tool of litigation as a final option. We listen and continually adapt to your changing needs to ensure that we are providing the best possible service and deliver customized collection programs that yield the best possible results. The following information is an overview of our collections efforts during this reporting period.

## MAILINGS

Our extensive mailing program is designed to advise people who have not paid their delinquent taxes to McAllen Independent School District. During the course of the fiscal year, we send delinquent notices, with varying degrees of intensity to every delinquent taxpayer. The intensity of the notice varies on factors such as: time of year, type of property and the particular needs of the jurisdiction.

4 Demand Mailing – 8,356 Statements Mailed

## CONTACTS

Our comprehensive collection services provide a wide scope of exceptional assistance to the McAllen Independent School District and its residents. Equipped with multi-skilled representatives, we create and manage flexible payment plans for taxpayers experiencing any financial hardship.

1,349  
Phone Calls

91  
Pay Off Requests

59  
On-Site Visits

## LITIGATION

Filing a lawsuit to collect delinquent taxes is used as a final resort; after diligent efforts to contact and work with taxpayers are fully exhausted. Once the decision to file suit has been made, a complete property title search is conducted, the taxable property is further identified and all interested parties, including all lien holders, are identified and served with notice of the lawsuit.

Litigation Activity	Cases	Base, Penalty and Interest
• Filed Lawsuits	24	\$140,481
• Lawsuits Disposed	31	\$147,879
• Judgments Taken	28	\$60,331
• Pending Litigation as of Nov. 23	332	\$1,578,714

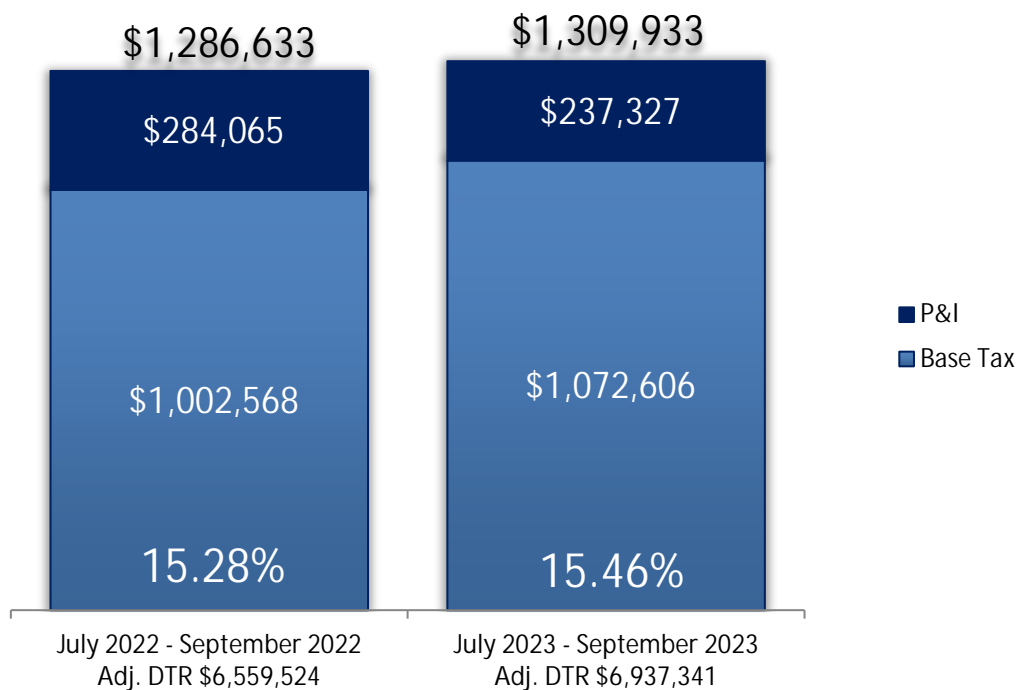
## TAX SALES/RESALES

Our Office regularly monitors all judgments we take on behalf of the McAllen Independent School District. During this quarter, three (3) tax sales were conducted, placing five (5) properties for sale.

Tax Sale Result	Number of Properties	Base, Penalty and Interest
Sold	1	\$12,067
Pulled – Paid In Full	2	\$69,906
Pulled – Verbal Agreements	2	\$15,777

## COLLECTIONS

### 1<sup>ST</sup> QUARTER COLLECTION COMPARISON JULY - SEPTEMBER



Source: Hidalgo County Tax Office Reports

## PROPERTY VALUE STUDY APPEALS SERVICES

Our firm has resolved the 2022 Property Value Study Appeal for McAllen Independent School District. The appeal was the result of gathering evidence to correct the Comptroller's estimates of the District's available taxable wealth. The appeal resulted in a value reduction of \$93,334,271. This will result in an estimated \$1,128,500 in additional state aid gain. Our appeals for the 2012 to 2022 studies have resulted in total value reductions of \$841,610,251 and estimated \$11,103,000 in additional state aid.

## FUTURE OVERVIEW

Our office is committed to making necessary adjustments to our collection procedures and methods to best advocate for McAllen Independent School District. We will continue to offer firm yet flexible payment options for the McAllen Independent School District taxpayers.

### Review of Pending Judgments and the Filing of Additional Lawsuits

During the next quarter we will continue to work pending lawsuits for full payment or payment agreements. We will also continue researching the delinquent tax roll for possible new lawsuits; both real and personal property accounts.

### Continued Monitoring of Bankruptcy Accounts

As a continuation of our standard operating practice, we will actively monitor and verify accounts in bankruptcy for the payment of taxes, penalties, and interest owed to the School District.

### Mailing Program

We have completed our scheduled mailing on behalf of the School District for the upcoming quarter. In addition to our scheduled mailing, our in-house letter program sends letters to taxpayers who are otherwise non-responsive to phone calls. These letters inform the delinquent taxpayer of options available for payment during this period.

### Scheduling of Property Sales

As properties are taken to judgment, they will be reviewed and checked for payment. Those judgments with no taxpayer response will be further reviewed and scheduled for possible tax sale.

Execution of the work plan established for the McAllen Independent School District will include the constant monitoring of collection figures in order to adjust resources and enforce the collection of delinquent taxes. Our collection efforts will also include prosecuting pending suits to conclusion, mailing monthly letters, and filing new suits in order to maximize the collection of taxes. We will continue to work closely with you and your administrative staff to provide assistance and advice on all property tax matters, including changes in the law brought about by amendments to the Texas Property Tax Code.

**BOARD AGENDA REPORT  
MCALLEN INDEPENDENT SCHOOL DISTRICT**

**MEETING DATE:** November 13, 2023

**Attachment:**

**SUBMITTED BY:** \_\_\_\_\_

**SUPERVISOR:** 

**Approved for presentation to the Board of Education:**



**COMPARISON OF BUDGET TO REVENUES, EXPENDITURES AND ENCUMBRANCES  
FOR THE MONTH OF SEPTEMBER 30, 2023**

	A APPROVED BUDGET 2022-23 09/30/22	B YTD ACTUAL 07/01/22 TO 09/30/22	C APPROVED BUDGET 2023-24 09/30/23	D YTD ACTUAL 07/01/23 TO 09/30/23	E DIFFERENCE C - D	F OUTSTANDING ENCUMBRANCES 10/1/23 06/30/24	G YTD REVENUES, EXPENSES AND ENCUMBRANCES D + F	H BUDGET LESS EXPENSES AND ENCUMBRANCES C - G
<b>REVENUES:</b>								
LOCAL AND INTERMEDIATE SOURCES	\$3,051,597	\$1,322,073	\$6,327,795	\$2,548,595	\$3,779,200		\$2,548,595	\$3,779,200
PROPERTY TAXES	84,847,227	926,057	87,833,337	1,396,476	86,436,861		1,396,476	86,436,861
STATE PROGRAM REVENUES	122,747,887	34,854,609	123,728,809	182,317,245	(58,588,436)		182,317,245	(58,588,436)
FEDERAL PROGRAM REVENUES	24,638,911	4,152,984	23,864,162	3,423,475	20,440,687		3,423,475	20,440,687
OTHER RESOURCES/NON-OPERATING REVENUES	57,949	108,888	5,160	31,645	(26,485)		31,645	(26,485)
<b>SUB TOTAL</b>	<b>\$235,343,571</b>	<b>\$41,364,612</b>	<b>\$241,759,263</b>	<b>\$189,717,436</b>	<b>\$52,041,827</b>		<b>\$189,717,436</b>	<b>\$52,041,827</b>
<b>EXPENDITURES:</b>								
11 INSTRUCTION	\$112,646,551	\$13,376,191	\$133,286,243	\$13,408,217	\$119,878,026	96,800,695	\$110,208,911	\$23,077,332
12 INST. RES. & MEDIA SERVICES	3,452,458	398,199	3,550,041	448,221	3,101,820	2,448,615	2,896,836	653,205
13 CURRICULUM DEV. & INST. STAFF DEV.	4,515,971	940,685	4,404,151	955,955	3,448,196	1,948,420	2,904,376	1,499,775
21 INST. LEADERSHIP	3,527,877	717,825	3,185,901	617,482	2,568,419	1,637,512	2,254,995	930,906
23 SCHOOL LEADERSHIP	13,098,178	2,518,073	13,442,407	2,652,966	10,789,441	9,488,264	12,141,230	1,301,177
31 GUID., COUNSELING & EVAL. SER.	9,802,636	1,495,176	9,837,766	1,444,695	8,393,071	7,207,961	8,652,656	1,185,110
32 SOCIAL WORK SERVICES	1,942,968	337,760	2,257,930	351,422	1,906,508	1,534,916	1,886,338	371,592
33 HEALTH SERVICES	3,036,567	344,613	2,997,288	322,577	2,674,711	2,143,936	2,466,513	530,775
34 STUDENT (PUPIL) TRANS.	5,048,264	1,031,128	4,339,616	897,490	3,442,126	649,934	1,547,424	2,792,192
35 FOOD SERVICES	20,730,134	3,172,981	20,574,609	2,878,922	17,695,687	8,616,530	11,495,452	9,079,157
36 CURRICULAR/EXTRACURRICULAR ACT.	11,991,500	1,393,910	10,998,484	1,488,644	9,509,840	4,413,716	5,902,361	5,096,123
41 GENERAL ADMINISTRATION	8,156,382	2,186,006	8,443,485	2,072,609	6,370,876	4,233,989	6,306,598	2,136,887
51 PLANT MAINT. & OPERATIONS	22,300,530	5,005,531	21,750,405	5,205,861	16,544,544	8,315,234	13,521,095	8,229,310
52 SECURITY AND MONITORING SERV.	7,557,230	1,325,086	6,932,160	1,179,590	5,752,570	3,209,164	4,388,754	2,543,406
53 DATA PROCESSING SERVICES	6,105,592	1,463,848	5,952,306	1,588,387	4,363,919	2,424,846	4,013,233	1,939,073
61 COMMUNITY SERVICES	113,433	6,984	117,044	7,108	109,936	60,990	68,098	48,946
71 DEBT SERVICE	5,664,092	961,672	4,805,764	1,138,059	3,667,705	130,266	1,268,324	3,537,440
81 FAC. ACQUISITION & CONST.	27,409,055	2,078,501	18,253,218	948,469	17,304,749	2,357,440	3,305,909	14,947,309
95 PMT. TO JUV. JUSTICE ALT. ED. PRG.	40,000	0	40,000	20,000	20,000	0	20,000	20,000
99 OTHER INTERGOVERNMENTAL CHARGES	965,919	470,904	1,048,026	501,269	546,757	0	501,269	546,757
00 OTHER USES/NON-OPERATING EXPENSES	12,500,000	0	1,146,018	0	1,146,018	0	0	1,146,018
<b>SUB TOTAL</b>	<b>\$280,605,337</b>	<b>\$39,225,069</b>	<b>\$277,362,862</b>	<b>\$38,127,943</b>	<b>\$239,234,919</b>	<b>\$157,622,429</b>	<b>\$195,750,372</b>	<b>\$81,612,490</b>
REVENUES OVER (UNDER) EXPENDITURES		\$2,139,543		\$151,589,492				
PRELIMINARY BEGINNING FUND BALANCE		149,933,573		134,836,211				
PRELIMINARY ENDING FUND BALANCE		<u>\$152,073,116</u>		<u>\$286,425,703</u>				
PRELIMINARY OPTIMUM FUND BALANCE FOR UNFORESEEN EVENTS		\$143,823,106		\$140,593,896				



MONTHLY INVESTMENT REPORT

# McAllen ISD

SEPTEMBER 30, 2023



MEEDER  
185  
PUBLIC FUNDS



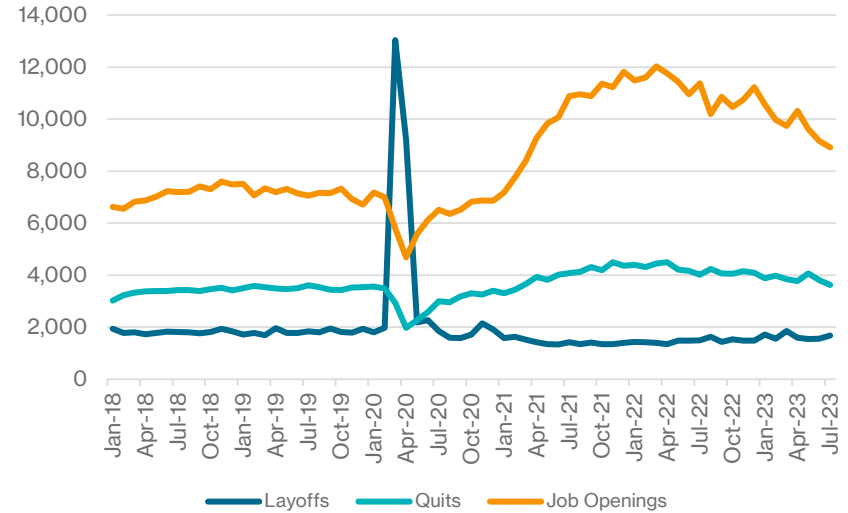
# Loosening Labor Market & Inflation Rate Trending Lower

Following a quiet August, September saw economic data surprise to the upside. Both inflation and jobs data showed that the economy is still on solid ground albeit growing at a slower pace than in 2022. While coming in above expectations, the data was not strong enough to get the Fed to increase its target for the federal funds rate. However, the September meeting saw the Fed update its Statement of Economic Projections, including the keenly watched dot plot. The updated dot plot showed policymakers still see another 0.25% hike in 2023, and only 0.50% of rate cuts in 2024; the prior dot plot projected a full 1.00% of rate cuts in 2024. Chairman Powell used the press conference following the September meeting to communicate the Fed's commitment to the 2% inflation target. Markets extrapolated the updated economic projections to rates being "higher for longer", with treasury yields moving higher on the day and throughout September. Powell cautioned that the risks of tightening too much versus too little are both present and that the Fed is "in a position to proceed carefully".

The August US Employment report showed that the labor market continued to loosen. Nonfarm payrolls increased by 187,000. However, the prior two months of job gains were revised down by 110,000. Likewise, the unemployment rate increased to 3.8% as the participation rate increased, signaling more workers returned to the labor market. Wage growth slowed to 4.2% on the year and just 0.2% for the month. The combination of slowing job creation, higher participation, and slower wage growth is exactly the job market the Federal Reserve wants to see as it shows that a soft landing, where the job market slows but unemployment stays controlled, is still possible.

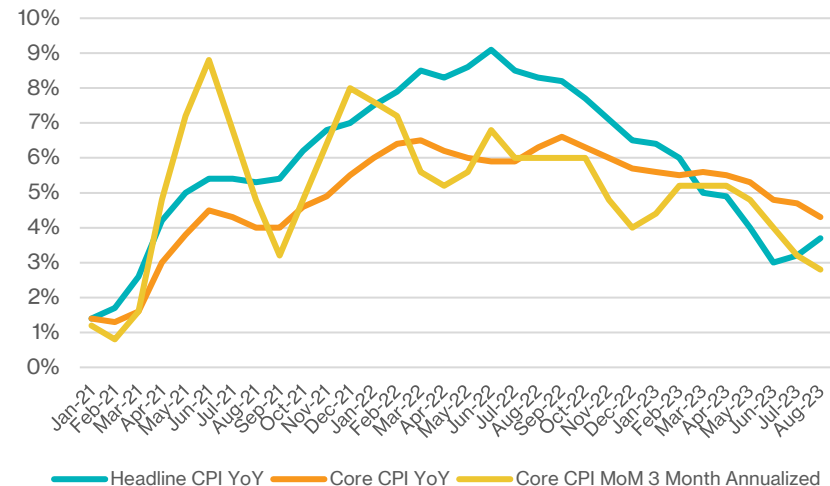
The Consumer Price Index (CPI) report from August showed that, while inflation data was not as soft as data from June and July, inflation is trending in the right direction. Headline CPI increased 0.6% in August, due mostly to an increase in energy prices. Specifically, gasoline prices increased 10.6% during the month, compared to a 0.2% increase in July. Core CPI increased 0.3% in August, following two consecutive monthly increases of 0.2%. Core CPI strips out volatile energy and food prices and is generally thought to be more reflective of price increases. Taking a step back, the 12-month change in core CPI ticked down to 4.3% from 4.7% last month and was the lowest 12-month increase since September 2021. Additionally, annualizing the last three months of core CPI readings points to core inflation of 2.4%, indicating more recent data is pointing to inflation trending close to the Federal Reserve's target of 2%.

### Labor Market Loosening



SOURCE: BLOOMBERG

### Inflation Trending Lower



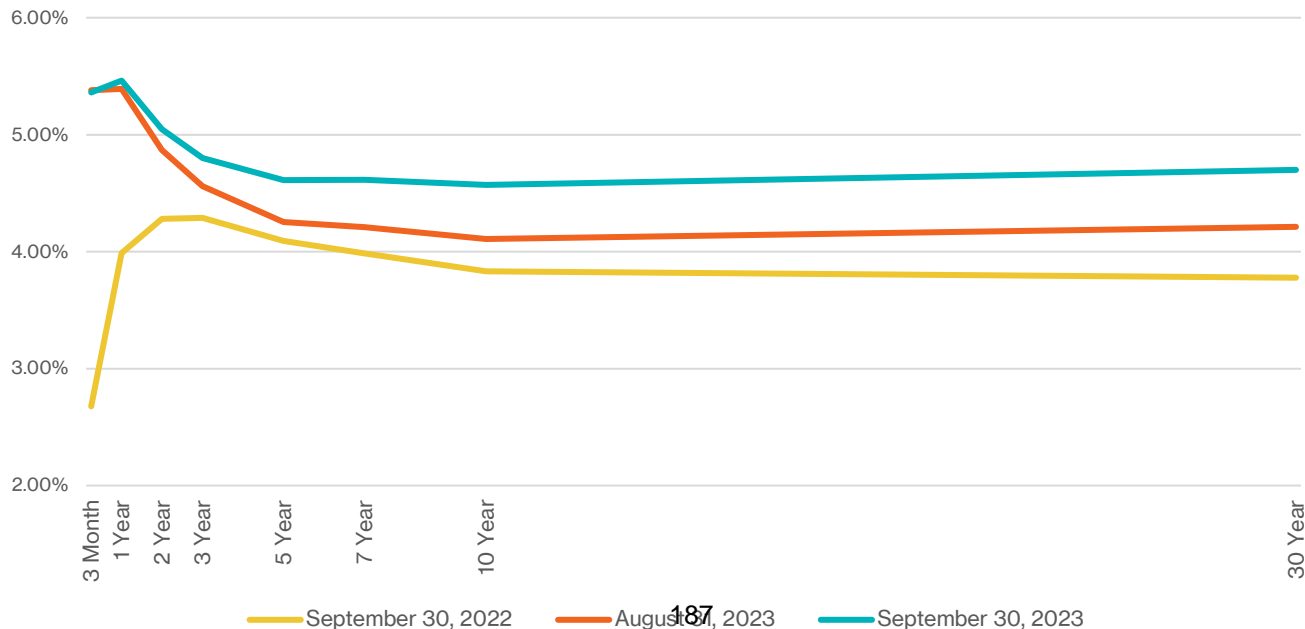
SOURCE: BLOOMBERG

# Rates Move Higher

The combination of economic data, combined with the updated economic projections from the Federal Reserve led to more bear steepening. The 2-year US Treasury yield increased 0.18% to 5.05%, reflecting the lower odds of rate cuts in 2024. Likewise, long-term bond yields also increased, reflecting positive economic data. The 5-year US Treasury yield increased by 0.35% to 4.61%, and the 10-year US Treasury yield increased by 0.46% to 4.57%. Through September, the spread between the 2-year and 10-year treasury yield increased to -0.48%, well above the low of -1.08% in March 2023. Market pricing for rate hikes ended the month exactly where they began, pricing in a 40% chance of a 0.25% hike sometime in 2024. However, the market spent the month pricing cuts out. The implied federal funds rate in December 2024 increased from 4.23% to 4.62%, evidencing the market's belief that the Fed will not need to be as aggressive at cutting rates in 2024.

Credit product spreads remained contained in September. The more positive economic outlook combined with lower corporate and municipal bond issuance continues to keep a lid on spreads. Spreads on agency bonds tightened in September, remaining near long-term averages. We will continue to look to add value by picking up incremental yield on high-quality bonds. Rates are at historic levels not seen since 2007, making this a very attractive time to buy duration and lock in yields.

## US Treasury Yield Curve



*McAllen Independent School District*  
 Monthly Investment Report  
 September 1, 2023 – September 30, 2023

**Portfolio Summary Management Report**

This report and investment portfolio of the District is in compliance with the District investment strategy as expressed in the District's investment policy and relevant provisions of the Government Code, Chapter 2256, the Public Funds Investment Act.

<b><u>Portfolio as of 08/31/23:</u></b>		<b><u>Portfolio as of 09/30/23:</u></b>	
Beginning Book Value	\$ 155,564,970	Ending Book Value	\$ 159,585,321
Beginning Market Value	\$ 154,978,725	Ending Market Value	\$ 159,011,900
		Unrealized Gain/Loss	\$ (573,421)
WAM at Beginning Period Date <sup>1</sup>	104 days	WAM at Ending Period Date <sup>1</sup>	94 days
<i>(Increase in market value is due to seasonal cash inflows)</i>		Change in Market Value <sup>2</sup>	\$ 4,033,175
<b>Average Yield to Maturity for period</b>		<b>4.574%</b>	
<b>Average Yield 1-year Treasury Bill for period</b>		<b>5.440%</b>	
<b>Average Yield 2-year Treasury Note for period</b>		<b>5.020%</b>	



Iris Luna, Interim Asst. Superintendent of Business Operations  
 McAllen ISD



Dyanira Diaz, Director of Accounting  
 McAllen ISD



Vanessa Arrezola, Coordinator for Accounting  
 McAllen ISD

<sup>1</sup> WAM – weighted average maturity

<sup>2</sup> “Change in Market Value” is required data, but will primarily reflect the receipt and expenditure of the District’s funds from month to month. Meeder Public Funds has assisted in the preparation of this consolidated investment report, with additional input provided by McAllen ISD.

# Your Portfolio

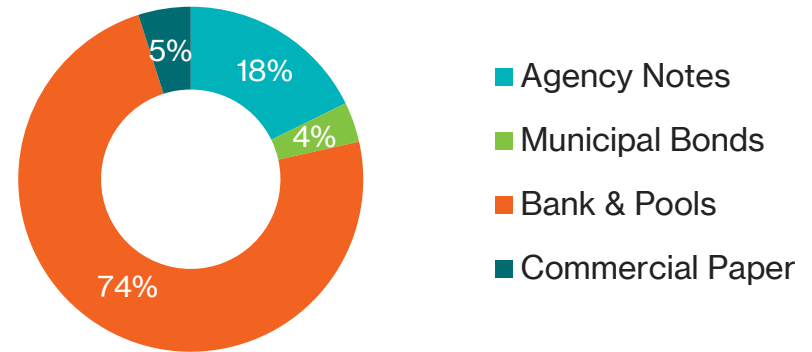
As of September 30, 2023

## Your Portfolio Statistics

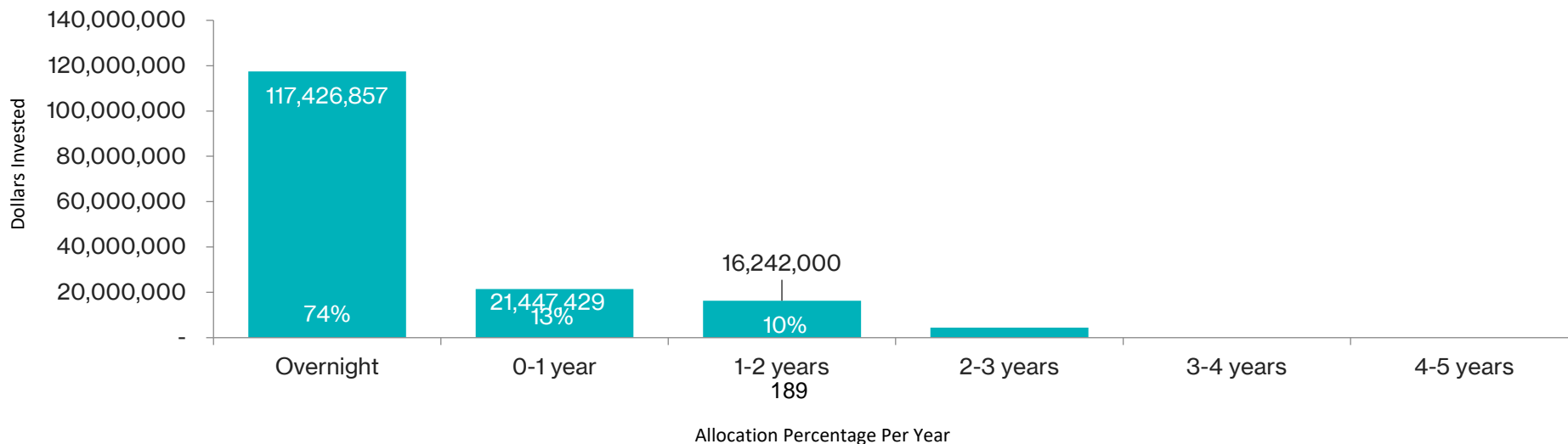
Weighted Average Maturity 0.28 years

Weighted Average Yield (All Funds) 4.57%

## Your Asset Allocation



## Your Maturity Distribution






**McAllen ISD  
Portfolio Management  
Portfolio Summary  
September 30, 2023**

Meeder Public Funds  
901 S. MoPac  
Suite 300  
Austin, TX 78746

<b>Investments</b>	<b>Par Value</b>	<b>Market Value</b>	<b>Book Value</b>	<b>% of Portfolio</b>	<b>Term</b>	<b>Days to Maturity</b>	<b>YTM 365 Equiv.</b>
BNY Mellon	2,479,148.31	2,479,148.31	2,479,148.31	1.55	1	1	0.000
Frost Bank	21,329,562.92	21,329,562.92	21,329,562.92	13.37	1	1	2.790
Commercial Paper Disc. -Amortizing	8,000,000.00	7,830,510.00	7,834,480.55	4.91	249	132	5.695
Federal Agency Coupon Securities	28,582,000.00	27,789,773.44	28,319,830.65	17.75	807	398	3.098
Municipal Bonds	6,160,000.00	5,964,759.05	6,004,152.23	3.76	621	433	4.548
Texpool/Texpool Prime	22,345,610.18	22,345,610.18	22,345,610.18	14.00	1	1	5.437
Lone Star	71,272,535.89	71,272,535.89	71,272,535.89	44.66	1	1	5.461
<b>Investments</b>	<b>160,168,857.30</b>	<b>159,011,899.79</b>	<b>159,585,320.73</b>	<b>100.00%</b>	<b>180</b>	<b>94</b>	<b>4.574</b>
<b>Cash and Accrued Interest</b>							
Accrued Interest at Purchase		2,284.65	2,284.65				
Subtotal		2,284.65	2,284.65				
<b>Total Cash and Investments</b>	<b>160,168,857.30</b>	<b>159,014,184.44</b>	<b>159,587,605.38</b>		<b>180</b>	<b>94</b>	<b>4.574</b>

<b>Total Earnings</b>	<b>September 30 Month Ending</b>	<b>Fiscal Year To Date</b>
Current Year	549,972.61	1,654,805.33

The following reports are submitted in accordance with the Public Funds Investment Act (Texas Gov't Code 2256). The reports also offer supplemental information not required by the Act in order to fully inform the governing body of McAllen ISD of the position and activity within the District's portfolio of investment. The reports include a management summary overview, a detailed inventory report for the end of the period, a transaction report, as well as graphic representations of the portfolio to provide full disclosure to the governing body.

  
 Nov 8, 2023  
 Iris Luna, Interim Asst Supt of Bus Operations

**McAllen ISD**  
**Summary by Type**  
**September 30, 2023**  
**Grouped by Fund**

Security Type	Number of Investments	Par Value	Book Value	% of Portfolio	Average YTM 365	Average Days to Maturity
<b>Fund: Activity Fund</b>						
Frost Bank	1	2,257,046.35	2,257,046.35	1.41	2.790	1
<b>Subtotal</b>	<b>1</b>	<b>2,257,046.35</b>	<b>2,257,046.35</b>	<b>1.41</b>	<b>2.790</b>	<b>1</b>
<b>Fund: Clearing Fund</b>						
Frost Bank	1	4,468,213.92	4,468,213.92	2.80	2.790	1
<b>Subtotal</b>	<b>1</b>	<b>4,468,213.92</b>	<b>4,468,213.92</b>	<b>2.80</b>	<b>2.790</b>	<b>1</b>
<b>Fund: Capital Projects Fund</b>						
Frost Bank	2	8,437,355.71	8,437,355.71	5.29	2.790	1
Lone Star	4	6,493,270.31	6,493,270.31	4.07	5.426	1
<b>Subtotal</b>	<b>6</b>	<b>14,930,626.02</b>	<b>14,930,626.02</b>	<b>9.36</b>	<b>3.936</b>	<b>1</b>
<b>Fund: Debt Service Fund</b>						
Frost Bank	1	117,737.81	117,737.81	0.07	2.790	1
Lone Star	2	3,067,384.22	3,067,384.22	1.92	5.413	1
<b>Subtotal</b>	<b>3</b>	<b>3,185,122.03</b>	<b>3,185,122.03</b>	<b>1.99</b>	<b>5.316</b>	<b>1</b>
<b>Fund: General Fund</b>						
Frost Bank	1	4,417,366.42	4,417,366.42	2.77	2.790	1
Federal Agency Coupon Securities	6	20,200,000.00	20,200,000.00	12.66	2.840	304
Municipal Bonds	1	2,495,000.00	2,510,235.32	1.57	5.593	236
Lone Star	3	54,721,919.32	54,721,919.32	34.29	5.473	1
Commercial Paper Disc. -Amortizing	3	8,000,000.00	7,834,480.55	4.91	5.695	132
Texpool/Texpool Prime	2	22,345,610.18	22,345,610.18	14.00	5.437	1
<b>Subtotal</b>	<b>16</b>	<b>112,179,895.92</b>	<b>112,029,611.79</b>	<b>70.20</b>	<b>4.903</b>	<b>70</b>
<b>Fund: Plan 457 Fund</b>						
Frost Bank	1	0.00	0.00	0.00	0.000	0
<b>Subtotal</b>	<b>1</b>	<b>0.00</b>	<b>0.00</b>	<b>0.00</b>	<b>0.000</b>	<b>0</b>
<b>Fund: Proprietary Fund</b>						

**McAllen ISD  
Summary by Type  
September 30, 2023  
Grouped by Fund**

Security Type	Number of Investments	Par Value	Book Value	% of Portfolio	Average YTM 365	Average Days to Maturity
<b>Fund: Proprietary Fund</b>						
Frost Bank	1	1,631,842.71	1,631,842.71	1.02	2.790	1
Lone Star	2	6,989,962.04	6,989,962.04	4.38	5.425	1
<b>Subtotal</b>	<b>3</b>	<b>8,621,804.75</b>	<b>8,621,804.75</b>	<b>5.40</b>	<b>4.926</b>	<b>1</b>
<b>Fund: QSCB - Reserve Fund</b>						
BNY Mellon	1	2,479,148.31	2,479,148.31	1.55	0.000	1
Federal Agency Coupon Securities	3	8,382,000.00	8,119,830.65	5.09	3.739	630
Municipal Bonds	2	3,665,000.00	3,493,916.91	2.19	3.797	574
<b>Subtotal</b>	<b>6</b>	<b>14,526,148.31</b>	<b>14,092,895.87</b>	<b>8.83</b>	<b>3.096</b>	<b>506</b>
<b>Fund: QSCB - Debt Service</b>						
BNY Mellon	1	0.00	0.00	0.00	0.000	0
<b>Subtotal</b>	<b>1</b>	<b>0.00</b>	<b>0.00</b>	<b>0.00</b>	<b>0.000</b>	<b>0</b>
<b>Total and Average</b>	<b>38</b>	<b>160,168,857.30</b>	<b>159,585,320.73</b>	<b>100.00</b>	<b>4.574</b>	<b>94</b>



**McAllen ISD**  
**Fund ACT - Activity Fund**  
**Investments by Fund**  
**September 30, 2023**

Meeder Public Funds  
 901 S. MoPac  
 Suite 300  
 Austin, TX 78746  
 -

CUSIP	Investment #	Issuer	Purchase Date	Book Value	Par Value	Market Value	Current Rate	YTM 360	YTM 365	Maturity Days To Date Maturity
<b>Frost Bank</b>										
999915	10020	Frost Bank Public Checking	07/01/2023	2,257,046.35	2,257,046.35	2,257,046.35	2.790	2.751	2.790	1
<b>Subtotal and Average</b>				<b>2,257,046.35</b>	<b>2,257,046.35</b>	<b>2,257,046.35</b>		<b>2.752</b>	<b>2.790</b>	<b>1</b>
<b>Total Investments and Average</b>				<b>2,257,046.35</b>	<b>2,257,046.35</b>	<b>2,257,046.35</b>		<b>2.752</b>	<b>2.790</b>	<b>1</b>

**Fund CLEAR - Clearing Fund  
Investments by Fund  
September 30, 2023**

CUSIP	Investment #	Issuer	Purchase Date	Book Value	Par Value	Market Value	Current Rate	YTM 360	YTM 365	Maturity Days To Date Maturity
<b>Frost Bank</b>										
999914	10019	Frost Bank Public Checking	07/01/2023	4,468,213.92	4,468,213.92	4,468,213.92	2.790	2.751	2.790	1
<b>Subtotal and Average</b>				<b>4,468,213.92</b>	<b>4,468,213.92</b>	<b>4,468,213.92</b>		<b>2.752</b>	<b>2.790</b>	<b>1</b>
<b>Total Investments and Average</b>				<b>4,468,213.92</b>	<b>4,468,213.92</b>	<b>4,468,213.92</b>		<b>2.752</b>	<b>2.790</b>	<b>1</b>

**Fund CP - Capital Projects Fund  
Investments by Fund  
September 30, 2023**

CUSIP	Investment #	Issuer	Purchase Date	Book Value	Par Value	Market Value	Current Rate	YTM 360	YTM 365	Maturity Days To Date Maturity
<b>Frost Bank</b>										
999922	10103	Frost Bank Public Checking	07/01/2023	5,986,064.61	5,986,064.61	5,986,064.61	2.790	2.751	2.790	1
SYS10109	10109	Frost Bank Public Checking	07/01/2023	2,451,291.10	2,451,291.10	2,451,291.10	2.790	2.751	2.790	1
<b>Subtotal and Average</b>				<b>8,437,355.71</b>	<b>8,437,355.71</b>	<b>8,437,355.71</b>		<b>2.752</b>	<b>2.790</b>	<b>1</b>
<b>Lone Star</b>										
108906G	10101	Lone Star Corporate Overnight	12/18/2019	404,706.95	404,706.95	404,706.95	5.530	5.454	5.530	1
108906I	10108	Lone Star Corporate Overnight	02/21/2020	2,857,695.16	2,857,695.16	2,857,695.16	5.530	5.454	5.530	1
108906H	10102	Lone Star Government ON	12/18/2019	398,026.61	398,026.61	398,026.61	5.320	5.247	5.320	1
108906J	10113	Lone Star Government ON	03/12/2020	2,832,841.59	2,832,841.59	2,832,841.59	5.320	5.247	5.320	1
<b>Subtotal and Average</b>				<b>6,493,270.31</b>	<b>6,493,270.31</b>	<b>6,493,270.31</b>		<b>5.351</b>	<b>5.426</b>	<b>1</b>
<b>Total Investments and Average</b>				<b>14,930,626.02</b>	<b>14,930,626.02</b>	<b>14,930,626.02</b>		<b>3.882</b>	<b>3.936</b>	<b>1</b>

**Fund DS - Debt Service Fund  
Investments by Fund  
September 30, 2023**

CUSIP	Investment #	Issuer	Purchase Date	Book Value	Par Value	Market Value	Current Rate	YTM 360	YTM 365	Maturity Days To Date Maturity
<b>Frost Bank</b>										
999918	10023	Frost Bank Public Checking	07/01/2023	117,737.81	117,737.81	117,737.81	2.790	2.751	2.790	1
<b>Subtotal and Average</b>				<b>117,737.81</b>	<b>117,737.81</b>	<b>117,737.81</b>		<b>2.752</b>	<b>2.790</b>	<b>1</b>
<b>Lone Star</b>										
108906B	10032	Lone Star Corporate Overnight	10/22/2015	1,364,286.28	1,364,286.28	1,364,286.28	5.530	5.454	5.530	1
108906C	10089	Lone Star Government ON	08/05/2019	1,703,097.94	1,703,097.94	1,703,097.94	5.320	5.247	5.320	1
<b>Subtotal and Average</b>				<b>3,067,384.22</b>	<b>3,067,384.22</b>	<b>3,067,384.22</b>		<b>5.339</b>	<b>5.413</b>	<b>1</b>
<b>Total Investments and Average</b>				<b>3,185,122.03</b>	<b>3,185,122.03</b>	<b>3,185,122.03</b>		<b>5.244</b>	<b>5.316</b>	<b>1</b>

**Fund GEN - General Fund  
Investments by Fund  
September 30, 2023**

CUSIP	Investment #	Issuer	Purchase Date	Book Value	Par Value	Market Value	Current Rate	YTM 360	YTM 365	Maturity Date	Days To Maturity
<b>Frost Bank</b>											
999917	10022	Frost Bank Public Checking	07/01/2023	4,417,366.42	4,417,366.42	4,417,366.42	2.790	2.751	2.790		1
<b>Subtotal and Average</b>				<b>4,417,366.42</b>	<b>4,417,366.42</b>	<b>4,417,366.42</b>		<b>2.752</b>	<b>2.790</b>		<b>1</b>
<b>Commercial Paper Disc. -Amortizing</b>											
4497W1XG6	10163	ING Funding CP	01/27/2023	2,993,825.00	3,000,000.00	2,992,428.00	4.940	5.149	5.221	10/16/2023	15
62479LEH4	10170	MUFG Bank CP	08/25/2023	2,893,515.00	3,000,000.00	2,891,274.00		5.890	5.972	05/17/2024	229
63307LCJ8	10171	Nat'l Bank of Canada CP	08/28/2023	1,947,140.55	2,000,000.00	1,946,808.00		5.928	6.010	03/18/2024	169
<b>Subtotal and Average</b>				<b>7,834,480.55</b>	<b>8,000,000.00</b>	<b>7,830,510.00</b>		<b>5.617</b>	<b>5.695</b>		<b>132</b>
<b>Federal Agency Coupon Securities</b>											
3130AUQC1	10164	FHLB Note	01/30/2023	5,000,000.00	5,000,000.00	4,988,861.85	4.875	4.808	4.875	01/30/2024	121
3130APQM0	10150	FHLB Call Note	11/18/2021	3,000,000.00	3,000,000.00	2,851,635.99	1.000	0.986	1.000	11/18/2024	414
3130APQU2	10151	FHLB Call Note	11/22/2021	2,000,000.00	2,000,000.00	1,986,308.88	0.650	0.641	0.650	11/22/2023	52
3130AQLR2	10153	FHLB Call Note	02/07/2022	2,500,000.00	2,500,000.00	2,460,435.80	1.000	0.986	1.000	02/07/2024	129
3130AQYM9	10156	FHLB Step Note	02/28/2022	4,500,000.00	4,500,000.00	4,408,385.40	2.500	2.054	2.083	02/28/2025	516
3135GAH20	10165	FNMA Call Note	04/28/2023	3,200,000.00	3,200,000.00	3,175,459.87	5.250	5.182	5.254	01/27/2025	484
<b>Subtotal and Average</b>				<b>20,200,000.00</b>	<b>20,200,000.00</b>	<b>19,871,087.79</b>		<b>2.801</b>	<b>2.840</b>		<b>304</b>
<b>Municipal Bonds</b>											
476637AU7	10167	Jersey City NJ Redev Agency	05/24/2023	2,510,235.32	2,495,000.00	2,511,841.25	6.500	5.516	5.592	05/24/2024	236
<b>Subtotal and Average</b>				<b>2,510,235.32</b>	<b>2,495,000.00</b>	<b>2,511,841.25</b>		<b>5.516</b>	<b>5.593</b>		<b>236</b>
<b>Texpool/Texpool Prime</b>											
999921	10092	Texpool	08/05/2019	11,127,992.13	11,127,992.13	11,127,992.13	5.322	5.248	5.321		1
999920	10034	Texpool Prime	11/03/2015	11,217,618.05	11,217,618.05	11,217,618.05	5.551	5.475	5.551		1
<b>Subtotal and Average</b>				<b>22,345,610.18</b>	<b>22,345,610.18</b>	<b>22,345,610.18</b>		<b>5.362</b>	<b>5.437</b>		<b>1</b>
<b>Lone Star</b>											
108906F	10099	Lone Star Corporate Overnight+	11/18/2019	0.00	0.00	0.00					1
108906	10003	Lone Star Corporate Overnight	11/01/2014	39,847,758.57	39,847,758.57	39,847,758.57	5.530	5.454	5.530		1
108906D	10090	Lone Star Government ON	08/05/2019	14,874,160.75	14,874,160.75	14,874,160.75	5.320	5.247	5.320		1
<b>Subtotal and Average</b>				<b>54,721,919.32</b>	<b>54,721,919.32</b>	<b>54,721,919.32</b>		<b>5.398</b>	<b>5.473</b>		<b>1</b>
<b>Total Investments and Average</b>				<b>112,029,611.79</b>	<b>112,179,895.92</b>	<b>111,698,334.96</b>		<b>4.836</b>	<b>4.903</b>		<b>70</b>

**Fund PLAN457 - Plan 457 Fund  
Investments by Fund  
September 30, 2023**

CUSIP	Investment #	Issuer	Purchase Date	Book Value	Par Value	Market Value	Current Rate	YTM 360	YTM 365	Maturity Days To Date Maturity
<b>Frost Bank</b>										
999916	10021	Frost Bank Public Checking	07/01/2023	0.00	0.00	0.00				1
<b>Subtotal and Average</b>				<b>0.00</b>	<b>0.00</b>	<b>0.00</b>		<b>0.000</b>	<b>0.000</b>	<b>0</b>
<b>Total Investments and Average</b>				<b>0.00</b>	<b>0.00</b>	<b>0.00</b>		<b>0.000</b>	<b>0.000</b>	<b>0</b>

**Fund PROP - Proprietary Fund  
Investments by Fund  
September 30, 2023**

CUSIP	Investment #	Issuer	Purchase Date	Book Value	Par Value	Market Value	Current Rate	YTM 360	YTM 365	Maturity Days To Date Maturity
<b>Frost Bank</b>										
999919	10024	Frost Bank Public Checking	07/01/2023	1,631,842.71	1,631,842.71	1,631,842.71	2.790	2.751	2.790	1
<b>Subtotal and Average</b>				<b>1,631,842.71</b>	<b>1,631,842.71</b>	<b>1,631,842.71</b>		<b>2.752</b>	<b>2.790</b>	<b>1</b>
<b>Lone Star</b>										
108906A	10025	Lone Star Corporate Overnight	08/05/2015	3,499,792.61	3,499,792.61	3,499,792.61	5.530	5.454	5.530	1
108906E	10091	Lone Star Government ON	08/05/2019	3,490,169.43	3,490,169.43	3,490,169.43	5.320	5.247	5.320	1
<b>Subtotal and Average</b>				<b>6,989,962.04</b>	<b>6,989,962.04</b>	<b>6,989,962.04</b>		<b>5.351</b>	<b>5.425</b>	<b>1</b>
<b>Total Investments and Average</b>				<b>8,621,804.75</b>	<b>8,621,804.75</b>	<b>8,621,804.75</b>		<b>4.859</b>	<b>4.926</b>	<b>1</b>

**Fund QSCB - QSCB - Reserve Fund  
Investments by Fund  
September 30, 2023**

CUSIP	Investment #	Issuer	Purchase Date	Book Value	Par Value	Market Value	Current Rate	YTM 360	YTM 365	Maturity Date	Days To Maturity
<b>BNY Mellon</b>											
882521	10014	BNY Mellon - Cash	07/01/2023	2,479,148.31	2,479,148.31	2,479,148.31					1
<b>Subtotal and Average</b>				<b>2,479,148.31</b>	<b>2,479,148.31</b>	<b>2,479,148.31</b>		<b>0.000</b>	<b>0.000</b>		<b>1</b>
<b>Federal Agency Coupon Securities</b>											
3130AQJM6	10152	FHLB Call Note	01/28/2022	3,000,000.00	3,000,000.00	2,835,688.68	1.250	1.276	1.294	01/28/2025	485
3130AKQX7	10168	FHLB Call Note	08/03/2023	2,577,830.65	2,840,000.00	2,559,805.97	0.700	4.901	4.969	01/28/2026	850
3134GYQP0	10166	FHLMC Call Note	05/01/2023	2,542,000.00	2,542,000.00	2,523,191.00	5.375	5.301	5.375	05/01/2025	578
<b>Subtotal and Average</b>				<b>8,119,830.65</b>	<b>8,382,000.00</b>	<b>7,918,685.65</b>		<b>3.687</b>	<b>3.739</b>		<b>629</b>
<b>Municipal Bonds</b>											
578060EQ4	10161	Mayes County OK ISD	06/29/2022	1,602,713.53	1,600,000.00	1,573,520.00	3.300	2.351	2.384	06/01/2024	244
882669CQ5	10169	Texas St Public Fin Auth Rev	08/25/2023	1,891,203.38	2,065,000.00	1,879,397.80	1.120	4.926	4.995	02/01/2026	854
<b>Subtotal and Average</b>				<b>3,493,916.91</b>	<b>3,665,000.00</b>	<b>3,452,917.80</b>		<b>3.745</b>	<b>3.797</b>		<b>574</b>
<b>Total Investments and Average</b>				<b>14,092,895.87</b>	<b>14,526,148.31</b>	<b>13,850,751.76</b>		<b>3.053</b>	<b>3.096</b>		<b>505</b>

**Fund QSCBDS - QSCB - Debt Service**  
**Investments by Fund**  
**September 30, 2023**

CUSIP	Investment #	Issuer	Purchase Date	Book Value	Par Value	Market Value	Current Rate	YTM 360	YTM 365	Maturity Days To Date Maturity
<b>BNY Mellon</b>										
882520	10040	BNY Mellon - Cash	07/01/2023	0.00	0.00	0.00				1
<b>Subtotal and Average</b>				<b>0.00</b>	<b>0.00</b>	<b>0.00</b>		<b>0.000</b>	<b>0.000</b>	<b>0</b>
<b>Total Investments and Average</b>				<b>0.00</b>	<b>0.00</b>	<b>0.00</b>		<b>0.000</b>	<b>0.000</b>	<b>0</b>



**McAllen ISD**  
**Cash Reconciliation Report**  
**For the Period September 1, 2023 - September 30, 2023**

Meeder Public Funds  
 901 S. MoPac  
 Suite 300  
 Austin, TX 78746  
 -

Trans. Date	Investment #	Fund	Trans. Type	Security ID	Par Value	Security Description	Maturity Date	Purchases	Interest	Redemptions	Cash
09/01/2023	10145	GEN	Interest	678720KM4	1,100,000.00	OKCOSD 1.1M 0.50% Mat.	09/01/2023	0.00	2,750.00	0.00	2,750.00
09/01/2023	10146	QSCB	Interest	678720KM4	2,000,000.00	OKCOSD 2.0M 0.50% Mat.	09/01/2023	0.00	5,000.00	0.00	5,000.00
09/01/2023	10145	GEN	Maturity	678720KM4	1,100,000.00	OKCOSD 1.1M 0.50% Mat.	09/01/2023	0.00	0.00	1,100,000.00	1,100,000.00
09/01/2023	10146	QSCB	Maturity	678720KM4	2,000,000.00	OKCOSD 2.0M 0.50% Mat.	09/01/2023	0.00	0.00	2,000,000.00	2,000,000.00
<b>Subtotal</b>								<b>0.00</b>	<b>7,750.00</b>	<b>3,100,000.00</b>	<b>3,107,750.00</b>
<b>Total</b>								<b>0.00</b>	<b>7,750.00</b>	<b>3,100,000.00</b>	<b>3,107,750.00</b>



**McAllen ISD**  
**Maturity Report**  
**Sorted by Maturity Date**  
**Amounts due during September 1, 2023 - September 30, 2023**

Meeder Public Funds  
 901 S. MoPac  
 Suite 300  
 Austin, TX 78746  
 -

CUSIP	Investment #	Fund	Sec. Type	Issuer	Par Value	Maturity Date	Purchase Date	Rate at Maturity	Book Value at Maturity	Interest	Maturity Proceeds	Net Income
678720KM4	10145	GEN	MC2	OKCOSA	1,100,000.00	09/01/2023	09/23/2021	0.500	1,100,000.00	2,750.00	1,102,750.00	2,750.00
678720KM4	10146	QSCB	MC2	OKCOSA	2,000,000.00	09/01/2023	09/23/2021	0.500	2,000,000.00	5,000.00	2,005,000.00	5,000.00
<b>Total Maturities</b>					<b>3,100,000.00</b>				<b>3,100,000.00</b>	<b>7,750.00</b>	<b>3,107,750.00</b>	<b>7,750.00</b>

**McAllen ISD**  
**Interest Earnings**  
**Sorted by Fund - Fund**  
**September 1, 2023 - September 30, 2023**  
**Yield on Beginning Book Value**

CUSIP	Investment #	Fund	Security Type	Ending Par Value	Beginning Book Value	Ending Book Value	Maturity Date	Current Rate	Adjusted Interest Earnings			
									Annualized Yield	Interest Earned	Amortization/ Accretion	Adjusted Interest Earnings
<b>Fund: Activity Fund</b>												
999915	10020	ACT	LA2	2,257,046.35	2,073,706.07	2,257,046.35		2.790	2.577	4,393.02	0.00	4,393.02
			<b>Subtotal</b>	<b>2,257,046.35</b>	<b>2,073,706.07</b>	<b>2,257,046.35</b>			<b>2.577</b>	<b>4,393.02</b>	<b>0.00</b>	<b>4,393.02</b>
<b>Fund: Clearing Fund</b>												
999914	10019	CLEAR	LA2	4,468,213.92	5,767,720.82	4,468,213.92		2.790	1.869	8,861.75	0.00	8,861.75
			<b>Subtotal</b>	<b>4,468,213.92</b>	<b>5,767,720.82</b>	<b>4,468,213.92</b>			<b>1.869</b>	<b>8,861.75</b>	<b>0.00</b>	<b>8,861.75</b>
<b>Fund: Capital Projects Fund</b>												
108906G	10101	CP	RR2	404,706.95	402,876.33	404,706.95		5.530	5.528	1,830.62	0.00	1,830.62
108906I	10108	CP	RR2	2,857,695.16	2,844,768.91	2,857,695.16		5.530	5.528	12,926.25	0.00	12,926.25
999922	10103	CP	LA2	5,986,064.61	5,444,621.69	5,986,064.61		2.790	2.666	11,930.22	0.00	11,930.22
SYS10109	10109	CP	LA2	2,451,291.10	2,828,353.52	2,451,291.10		2.790	2.329	5,415.27	0.00	5,415.27
108906J	10113	CP	RR2	2,832,841.59	2,820,517.17	2,832,841.59		5.320	5.316	12,324.42	0.00	12,324.42
108906H	10102	CP	RR2	398,026.61	396,294.98	398,026.61		5.320	5.316	1,731.63	0.00	1,731.63
			<b>Subtotal</b>	<b>14,930,626.02</b>	<b>14,737,432.60</b>	<b>14,930,626.02</b>			<b>3.811</b>	<b>46,158.41</b>	<b>0.00</b>	<b>46,158.41</b>
<b>Fund: Debt Service Fund</b>												
108906B	10032	DS	RR2	1,364,286.28	1,339,839.03	1,364,286.28		5.530	5.567	6,131.08	0.00	6,131.08
999918	10023	DS	LA2	117,737.81	107,666.13	117,737.81		2.790	2.734	241.95	0.00	241.95
108906C	10089	DS	RR2	1,703,097.94	1,695,688.53	1,703,097.94		5.320	5.316	7,409.41	0.00	7,409.41
			<b>Subtotal</b>	<b>3,185,122.03</b>	<b>3,143,193.69</b>	<b>3,185,122.03</b>			<b>5.335</b>	<b>13,782.44</b>	<b>0.00</b>	<b>13,782.44</b>
<b>Fund: General Fund</b>												
3130AUQC1	10164	GEN	FAC	5,000,000.00	5,000,000.00	5,000,000.00	01/30/2024	4.875	4.943	20,312.50	0.00	20,312.50
999921	10092	GEN	RRP	11,127,992.13	11,079,529.49	11,127,992.13		5.322	5.322	48,462.64	0.00	48,462.64
108906	10003	GEN	RR2	39,847,758.57	22,236,037.93	39,847,758.57		5.530	6.102	111,514.03	0.00	111,514.03
999917	10022	GEN	LA2	4,417,366.42	8,372,115.59	4,417,366.42		2.790	1.815	12,491.03	0.00	12,491.03
999920	10034	GEN	RRP	11,217,618.05	11,166,668.19	11,217,618.05		5.551	5.551	50,949.86	0.00	50,949.86
3130APQU2	10151	GEN	FAC	2,000,000.00	2,000,000.00	2,000,000.00	11/22/2023	0.650	0.659	1,083.33	0.00	1,083.33
3130AQLR2	10153	GEN	FAC	2,500,000.00	2,500,000.00	2,500,000.00	02/07/2024	1.000	1.014	2,083.33	0.00	2,083.33
3130APQMO	10150	GEN	FAC	3,000,000.00	3,000,000.00	3,000,000.00	11/18/2024	1.000	1.014	2,500.00	0.00	2,500.00

**McAllen ISD**  
**Interest Earnings**  
**September 1, 2023 - September 30, 2023**

CUSIP	Investment #	Fund	Security Type	Ending Par Value	Beginning Book Value	Ending Book Value	Maturity Date	Current Rate	Annualized Yield	Adjusted Interest Earnings		
										Interest Earned	Amortization/ Accretion	Adjusted Interest Earnings
<b>Fund: General Fund</b>												
108906D	10090	GEN	RR2	14,874,160.75	22,788,581.21	14,874,160.75		5.320	4.569	85,579.54	0.00	85,579.54
678720KM4	10145	GEN	MC2	0.00	1,100,000.00	0.00	09/01/2023	0.500		0.00	0.00	0.00
3130AQYM9	10156	GEN	FAC	4,500,000.00	4,500,000.00	4,500,000.00	02/28/2025	2.500	2.535	9,375.00	0.00	9,375.00
4497W1XG6	10163	GEN	ACP	3,000,000.00	2,981,475.00	2,993,825.00	10/16/2023	4.940	5.040	0.00	12,350.00	12,350.00
3135GAH20	10165	GEN	FAC	3,200,000.00	3,200,000.00	3,200,000.00	01/27/2025	5.250	5.323	14,000.00	0.00	14,000.00
476637AU7	10167	GEN	MC2	2,495,000.00	2,512,172.01	2,510,235.32	05/24/2024	6.500	5.607	13,514.59	-1,936.69	11,577.90
62479LEH4	10170	GEN	ACP	3,000,000.00	2,879,565.00	2,893,515.00	05/17/2024		5.894	0.00	13,950.00	13,950.00
63307LCJ8	10171	GEN	ACP	2,000,000.00	1,937,757.22	1,947,140.55	03/18/2024		5.892	0.00	9,383.33	9,383.33
<b>Subtotal</b>				<b>112,179,895.92</b>	<b>107,253,901.64</b>	<b>112,029,611.79</b>			<b>4.647</b>	<b>371,865.85</b>	<b>33,746.64</b>	<b>405,612.49</b>
<b>Fund: Proprietary Fund</b>												
108906A	10025	PROP	RR2	3,499,792.61	3,483,961.95	3,499,792.61		5.530	5.528	15,830.66	0.00	15,830.66
999919	10024	PROP	LA2	1,631,842.71	1,557,436.20	1,631,842.71		2.790	1.867	2,390.05	0.00	2,390.05
108906E	10091	PROP	RR2	3,490,169.43	3,474,985.28	3,490,169.43		5.320	5.316	15,184.15	0.00	15,184.15
<b>Subtotal</b>				<b>8,621,804.75</b>	<b>8,516,383.43</b>	<b>8,621,804.75</b>			<b>4.772</b>	<b>33,404.86</b>	<b>0.00</b>	<b>33,404.86</b>
<b>Fund: QSCB - Reserve Fund</b>												
882521	10014	QSCB	LA1	2,479,148.31	474,148.31	2,479,148.31				0.00	0.00	0.00
3134GYQP0	10166	QSCB	FAC	2,542,000.00	2,542,000.00	2,542,000.00	05/01/2025	5.375	5.450	11,386.04	0.00	11,386.04
3130AQJM6	10152	QSCB	FAC	3,000,000.00	3,000,000.00	3,000,000.00	01/28/2025	1.250	1.267	3,125.00	0.00	3,125.00
3130AKQX7	10168	QSCB	FAC	2,840,000.00	2,568,433.90	2,577,830.65	01/28/2026	0.700	5.236	1,656.67	9,396.75	11,053.42
678720KM4	10146	QSCB	MC2	0.00	2,000,000.00	0.00	09/01/2023	0.500		0.00	0.00	0.00
578060EQ4	10161	QSCB	MC2	1,600,000.00	1,603,052.72	1,602,713.53	06/01/2024	3.300	3.082	4,400.00	-339.19	4,060.81
882669CQ5	10169	QSCB	MC2	2,065,000.00	1,884,996.35	1,891,203.38	02/01/2026	1.120	5.250	1,927.34	6,207.03	8,134.37
<b>Subtotal</b>				<b>14,526,148.31</b>	<b>14,072,631.28</b>	<b>14,092,895.87</b>			<b>3.784</b>	<b>22,495.05</b>	<b>15,264.59</b>	<b>37,759.64</b>
<b>Total</b>				<b>160,168,857.30</b>	<b>155,564,969.53</b>	<b>159,585,320.73</b>			<b>4.386</b>	<b>500,961.38</b>	<b>49,011.23</b>	<b>549,972.61</b>



**McAllen ISD**  
**Amortization Schedule**  
**September 1, 2023 - September 30, 2023**  
**Sorted By Fund - Fund**

Meeder Public Funds  
 901 S. MoPac  
 Suite 300  
 Austin, TX 78746  
 -

Investment #	Maturity Date	Beginning Par Value				Amounts Amortized				
Issuer	Fund	Amort. Date	Current Rate	Purchase Principal	Original Premium or Discount	Ending Book Value	And Unamortized As of 09/01/2023	Amount Amortized This Period	Amt Amortized Through 09/30/2023	Amount Unamortized Through 09/30/2023
<b>General Fund</b>										
10163	GEN	10/16/2023	3,000,000.00	2,892,143.33	-107,856.67	2,993,825.00	89,331.67	12,350.00	101,681.67	-6,175.00
ING Funding CP			4.940				-18,525.00			
10167	GEN	05/24/2024	2,495,000.00	2,518,627.65	23,627.65	2,510,235.32	-6,455.64	-1,936.69	-8,392.33	15,235.32
Jersey City NJ Redev Agency			6.500				17,172.01			
10170	GEN	05/17/2024	3,000,000.00	2,876,310.00	-123,690.00	2,893,515.00	3,255.00	13,950.00	17,205.00	-106,485.00
MUFG Bank CP							-120,435.00			
10171	GEN	03/18/2024	2,000,000.00	1,936,506.11	-63,493.89	1,947,140.55	1,251.11	9,383.33	10,634.44	-52,859.45
Nat'l Bank of Canada CP							-62,242.78			
			<b>Subtotal</b>	<b>10,223,587.09</b>	<b>-271,412.91</b>	<b>10,344,715.87</b>	<b>87,382.14</b>	<b>33,746.64</b>	<b>121,128.78</b>	<b>-150,284.13</b>
							<b>-184,030.77</b>			
<b>QSCB - Reserve Fund</b>										
10152	QSCB	01/28/2025	3,000,000.00	2,996,100.00	-3,900.00	3,000,000.00	3,900.00	0.00	3,900.00	0.00
FHLB Call Note		04/28/2022	1.250				0.00			
10168	QSCB	01/28/2026	2,840,000.00	2,559,663.60	-280,336.40	2,577,830.65	8,770.30	9,396.75	18,167.05	-262,169.35
FHLB Call Note			0.700				-271,566.10			
10161	QSCB	06/01/2024	1,600,000.00	1,607,824.00	7,824.00	1,602,713.53	-4,771.28	-339.19	-5,110.47	2,713.53
Mayes County OK ISD			3.300				3,052.72			
10169	QSCB	02/01/2026	2,065,000.00	1,883,754.95	-181,245.05	1,891,203.38	1,241.40	6,207.03	7,448.43	-173,796.62
Texas St Public Fin Auth Rev			1.120				-180,003.65			
			<b>Subtotal</b>	<b>9,047,342.55</b>	<b>-457,657.45</b>	<b>9,071,747.56</b>	<b>9,140.42</b>	<b>15,264.59</b>	<b>24,405.01</b>	<b>-433,252.44</b>
							<b>-448,517.03</b>			
			<b>Total</b>	<b>19,270,929.64</b>	<b>-729,070.36</b>	<b>19,416,463.43</b>	<b>96,522.56</b>	<b>49,011.23</b>	<b>145,533.79</b>	<b>-583,536.57</b>
							<b>-632,547.80</b>			

**McAllen ISD**  
**Projected Cashflow Report**  
**Sorted by Monthly**  
**For the Period October 1, 2023 - April 30, 2024**

Projected Trans. Date	Investment #	Fund	Security ID	Transaction Type	Issuer	Par Value	Original Cost	Principal	Interest	Total
<b>October 2023</b>										
10/07/2023	10153	GEN	3130AQLR2	Call	FHLB Call Note	2,500,000.00	2,500,000.00	2,500,000.00	0.00	2,500,000.00
10/16/2023	10163	GEN	4497W1XG6	Maturity	ING Funding CP	3,000,000.00	2,892,143.33	3,000,000.00	0.00	3,000,000.00
10/27/2023	10165	GEN	3135GAH20	Interest	FNMA Call Note	0.00	0.00	0.00	84,000.00	84,000.00
10/27/2023	10165	GEN	3135GAH20	Call	FNMA Call Note	3,200,000.00	3,200,000.00	3,200,000.00	0.00	3,200,000.00
10/28/2023	10152	QSCB	3130AQJM6	Call	FHLB Call Note	3,000,000.00	2,996,100.00	3,000,000.00	0.00	3,000,000.00
<b>Total for October 2023</b>						<b>11,700,000.00</b>	<b>11,588,243.33</b>	<b>11,700,000.00</b>	<b>84,000.00</b>	<b>11,784,000.00</b>
<b>November 2023</b>										
11/01/2023	10166	QSCB	3134GYQP0	Interest	FHLMC Call Note	0.00	0.00	0.00	68,316.25	68,316.25
11/01/2023	10166	QSCB	3134GYQP0	Call	FHLMC Call Note	2,542,000.00	2,542,000.00	2,542,000.00	0.00	2,542,000.00
11/18/2023	10150	GEN	3130APQM0	Interest	FHLB Call Note	0.00	0.00	0.00	15,000.00	15,000.00
11/18/2023	10150	GEN	3130APQM0	Call	FHLB Call Note	3,000,000.00	3,000,000.00	3,000,000.00	0.00	3,000,000.00
11/22/2023	10151	GEN	3130APQU2	Maturity	FHLB Call Note	2,000,000.00	2,000,000.00	2,000,000.00	6,500.00	2,006,500.00
11/28/2023	10156	GEN	3130AQYM9	Call	FHLB Step Note	4,500,000.00	4,500,000.00	4,500,000.00	0.00	4,500,000.00
<b>Total for November 2023</b>						<b>12,042,000.00</b>	<b>12,042,000.00</b>	<b>12,042,000.00</b>	<b>89,816.25</b>	<b>12,131,816.25</b>
<b>December 2023</b>										
12/01/2023	10161	QSCB	578060EQ4	Interest	Mayes County OK ISD	0.00	0.00	0.00	26,400.00	26,400.00
<b>Total for December 2023</b>						<b>0.00</b>	<b>0.00</b>	<b>0.00</b>	<b>26,400.00</b>	<b>26,400.00</b>
<b>January 2024</b>										
01/28/2024	10152	QSCB	3130AQJM6	Interest	FHLB Call Note	0.00	0.00	0.00	18,750.00	18,750.00
01/28/2024	10168	QSCB	3130AKQX7	Interest	FHLB Call Note	0.00	0.00	0.00	9,940.00	9,940.00
01/30/2024	10164	GEN	3130AUQC1	Maturity	FHLB Note	5,000,000.00	5,000,000.00	5,000,000.00	121,875.00	5,121,875.00
<b>Total for January 2024</b>						<b>5,000,000.00</b>	<b>5,000,000.00</b>	<b>5,000,000.00</b>	<b>150,565.00</b>	<b>5,150,565.00</b>
<b>February 2024</b>										
02/01/2024	10169	QSCB	882669CQ5	Interest	Texas St Public Fin Auth Rev	0.00	0.00	0.00	11,564.00	11,564.00
02/07/2024	10153	GEN	3130AQLR2	Maturity	FHLB Call Note	2,500,000.00	2,500,000.00	2,500,000.00	12,500.00	2,512,500.00
02/28/2024	10156	GEN	3130AQYM9	Interest	FHLB Step Note	0.00	0.00	0.00	56,250.00	56,250.00
<b>Total for February 2024</b>						<b>2,500,000.00</b>	<b>2,500,000.00</b>	<b>2,500,000.00</b>	<b>80,314.00</b>	<b>2,580,314.00</b>
<b>March 2024</b>										
03/18/2024	10171	GEN	63307LCJ8	Maturity	Nat'l Bank of Canada CP	2,000,000.00	1,936,506.11	2,000,000.00	0.00	2,000,000.00
<b>Total for March 2024</b>						<b>2,000,000.00</b>	<b>1,936,506.11</b>	<b>2,000,000.00</b>	<b>0.00</b>	<b>2,000,000.00</b>

**McAllen ISD**  
**Projected Cashflow Report**  
**For the Period October 1, 2023 - April 30, 2024**

Projected Trans. Date	Investment #	Fund	Security ID	Transaction Type	Issuer	Par Value	Original Cost	Principal	Interest	Total
<b>April 2024</b>										
04/27/2024	10165	GEN	3135GAH20	Interest	FNMA Call Note	0.00	0.00	0.00	84,000.00	84,000.00
<b>Total for April 2024</b>						<b>0.00</b>	<b>0.00</b>	<b>0.00</b>	<b>84,000.00</b>	<b>84,000.00</b>
<b>GRAND TOTALS:</b>						<b>33,242,000.00</b>	<b>33,066,749.44</b>	<b>33,242,000.00</b>	<b>515,095.25</b>	<b>33,757,095.25</b>

# Disclosures



Meeder Public Funds, Inc., is a registered investment adviser with the Securities and Exchange Commission (SEC) under the Investment Advisers Act of 1940. Registration with the SEC does not imply a certain level of skill or training. The opinions expressed in this presentation are those of Meeder Public Funds, Inc. The material presented has been derived from sources considered to be reliable, but the accuracy and completeness cannot be guaranteed.

Meeder provides monthly statements for its investment management clients to provide information about the investment portfolio. The information should not be used for audit or confirmation purposes. Please review your custodial statements and report any inaccuracies or discrepancies.

Certain information and data have been supplied by unaffiliated third parties. Although Meeder believes the information is reliable, it cannot warrant the accuracy of information offered by third parties. Market value may reflect prices received from pricing vendors when current market quotations are not available. Prices may not reflect firm bids or offers and may differ from the value at which the security can be sold.

Statements may include positions from unmanaged accounts provided for reporting purposes. Unmanaged accounts are managed directly by the client and are not included in the accounts managed by the investment adviser. This information is provided as a client convenience and the investment adviser assumes no responsibility for performance of these accounts or the accuracy of the data reported.

**Investing involves risk. Past performance is no guarantee of future results. Debt and fixed income securities are subject to credit and interest rate risk. The investment return and principal value of an investment will fluctuate so that an investors shares, when redeemed, may be worth more or less than their original cost. Current performance may be lower or higher than the performance data quoted.**

Investment advisory services are provided through Meeder Public Funds, Inc. Please contact us if you would like to receive a copy of our current ADV disclosure brochure or privacy policy.

## **Meeder Public Funds**

Barton Oaks Plaza I  
901 S. MoPac Expy  
Suite 300  
Austin, Texas  
78746

866.633.3371



QUARTERLY INVESTMENT REPORT

# McAllen ISD

SEPTEMBER 30, 2023



MEEDER

PUBLIC FUNDS  
210



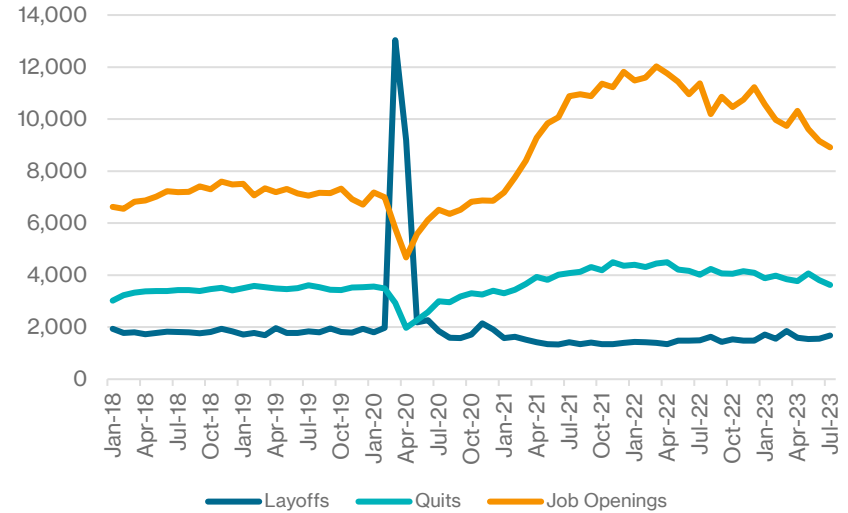
# Loosening Labor Market & Inflation Rate Trending Lower

Following a quiet August, September saw economic data surprise to the upside. Both inflation and jobs data showed that the economy is still on solid ground albeit growing at a slower pace than in 2022. While coming in above expectations, the data was not strong enough to get the Fed to increase its target for the federal funds rate. However, the September meeting saw the Fed update its Statement of Economic Projections, including the keenly watched dot plot. The updated dot plot showed policymakers still see another 0.25% hike in 2023, and only 0.50% of rate cuts in 2024; the prior dot plot projected a full 1.00% of rate cuts in 2024. Chairman Powell used the press conference following the September meeting to communicate the Fed's commitment to the 2% inflation target. Markets extrapolated the updated economic projections to rates being "higher for longer", with treasury yields moving higher on the day and throughout September. Powell cautioned that the risks of tightening too much versus too little are both present and that the Fed is "in a position to proceed carefully".

The August US Employment report showed that the labor market continued to loosen. Nonfarm payrolls increased by 187,000. However, the prior two months of job gains were revised down by 110,000. Likewise, the unemployment rate increased to 3.8% as the participation rate increased, signaling more workers returned to the labor market. Wage growth slowed to 4.2% on the year and just 0.2% for the month. The combination of slowing job creation, higher participation, and slower wage growth is exactly the job market the Federal Reserve wants to see as it shows that a soft landing, where the job market slows but unemployment stays controlled, is still possible.

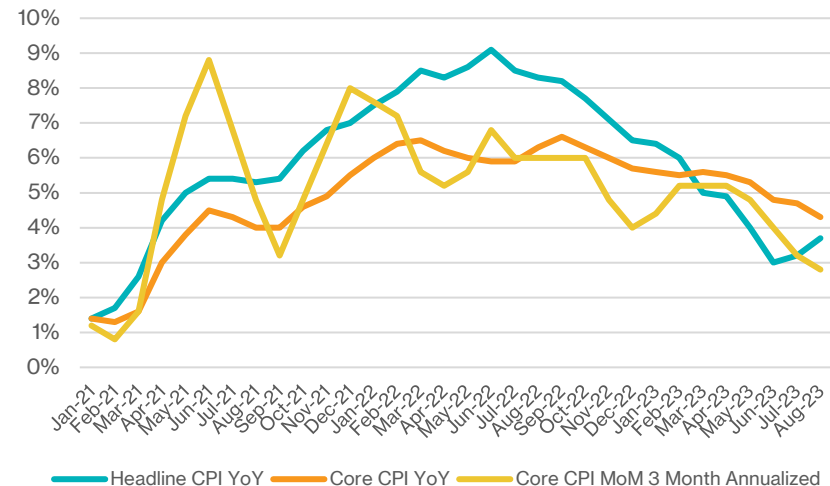
The Consumer Price Index (CPI) report from August showed that, while inflation data was not as soft as data from June and July, inflation is trending in the right direction. Headline CPI increased 0.6% in August, due mostly to an increase in energy prices. Specifically, gasoline prices increased 10.6% during the month, compared to a 0.2% increase in July. Core CPI increased 0.3% in August, following two consecutive monthly increases of 0.2%. Core CPI strips out volatile energy and food prices and is generally thought to be more reflective of price increases. Taking a step back, the 12-month change in core CPI ticked down to 4.3% from 4.7% last month and was the lowest 12-month increase since September 2021. Additionally, annualizing the last three months of core CPI readings points to core inflation of 2.4%, indicating more recent data is pointing to inflation trending close to the Federal Reserve's target of 2%.

### Labor Market Loosening



SOURCE: BLOOMBERG

### Inflation Trending Lower



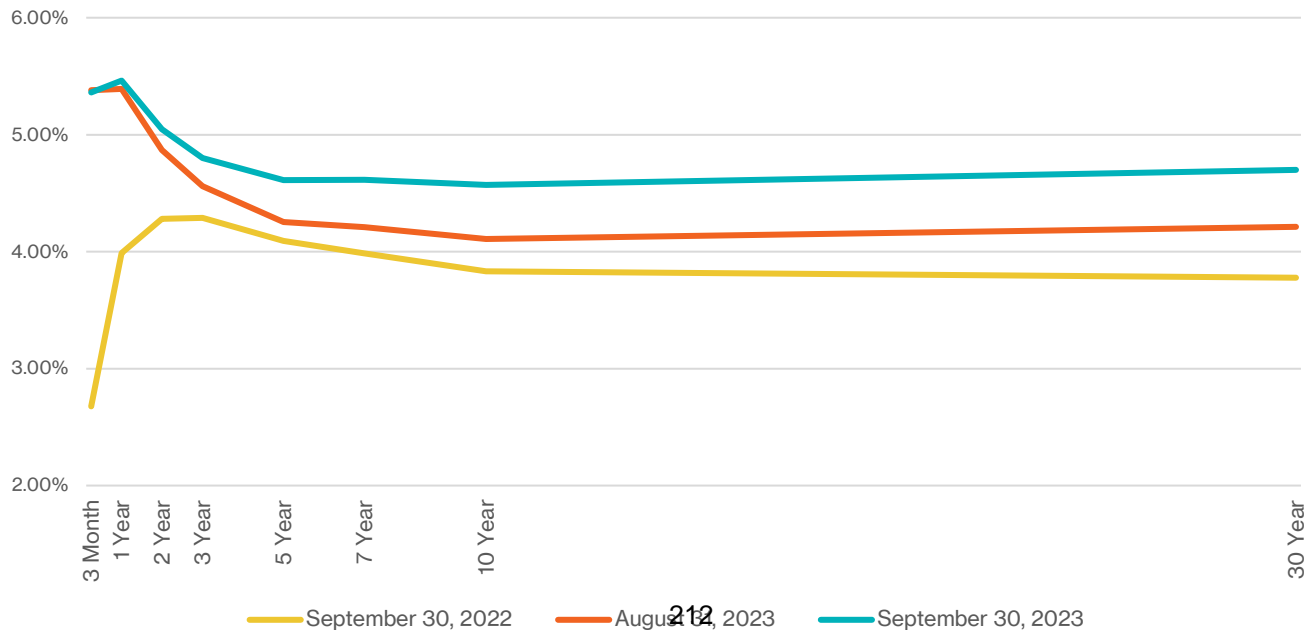
SOURCE: BLOOMBERG

# Rates Move Higher

The combination of economic data, combined with the updated economic projections from the Federal Reserve led to more bear steepening. The 2-year US Treasury yield increased 0.18% to 5.05%, reflecting the lower odds of rate cuts in 2024. Likewise, long-term bond yields also increased, reflecting positive economic data. The 5-year US Treasury yield increased by 0.35% to 4.61%, and the 10-year US Treasury yield increased by 0.46% to 4.57%. Through September, the spread between the 2-year and 10-year treasury yield increased to -0.48%, well above the low of -1.08% in March 2023. Market pricing for rate hikes ended the month exactly where they began, pricing in a 40% chance of a 0.25% hike sometime in 2024. However, the market spent the month pricing cuts out. The implied federal funds rate in December 2024 increased from 4.23% to 4.62%, evidencing the market's belief that the Fed will not need to be as aggressive at cutting rates in 2024.

Credit product spreads remained contained in September. The more positive economic outlook combined with lower corporate and municipal bond issuance continues to keep a lid on spreads. Spreads on agency bonds tightened in September, remaining near long-term averages. We will continue to look to add value by picking up incremental yield on high-quality bonds. Rates are at historic levels not seen since 2007, making this a very attractive time to buy duration and lock in yields.

## US Treasury Yield Curve



*McAllen Independent School District*  
 Quarterly Investment Report  
 July 1, 2023 – September 30, 2023

**Portfolio Summary Management Report**

This report and investment portfolio of the District is in compliance with the District's investment strategy as expressed in the District's investment policy and relevant provisions of the Government Code, Chapter 2256, the Public Funds Investment Act.

<b><u>Portfolio as of 06/30/23:</u></b>		<b><u>Portfolio as of 09/30/23:</u></b>	
Beginning Book Value	\$ 153,890,280	Ending Book Value	\$ 159,585,321
Beginning Market Value	\$ 153,147,348	Ending Market Value	\$ 159,011,900
		Investment Income for quarter	\$ 1,654,805
		Unrealized Gain/Loss	\$ (573,421)
WAM at Beginning Period Date <sup>1</sup>	89 days	WAM at Ending Period Date <sup>1</sup>	94 days
<i>(Increase in market value is due to seasonal cash inflows)</i>		Change in Market Value <sup>2</sup>	\$ 5,864,552
<b>Average Yield to Maturity for period</b>		<b>4.464%</b>	
<b>Average Yield 1-Year Treasury Bill for period</b>		<b>5.390%</b>	
<b>Average Yield 2-Year Treasury Note for period</b>		<b>4.920%</b>	




Iris Luna, Interim Asst. Superintendent of Business Operations  
 McAllen ISD



Vanessa Arrezola, Coordinator for Accounting  
 McAllen ISD



Dyanira Diaz, Director of Accounting  
 McAllen ISD



Jason Headings, Senior Vice President  
 Meeder Public Funds

<sup>1</sup> WAM – weighted average maturity

<sup>2</sup> “Change in Market Value” is required data, but will primarily reflect the receipt and expenditure of the District’s funds from month to month. Meeder Public Funds has assisted in the preparation of this consolidated investment report, with additional input provided by McAllen ISD.

# Your Portfolio

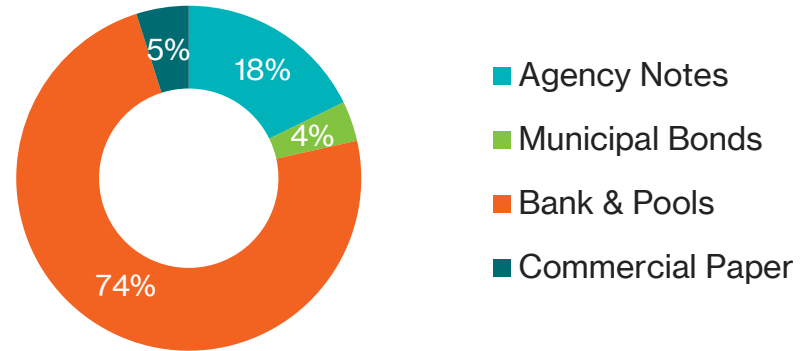
As of September 30, 2023

## Your Portfolio Statistics

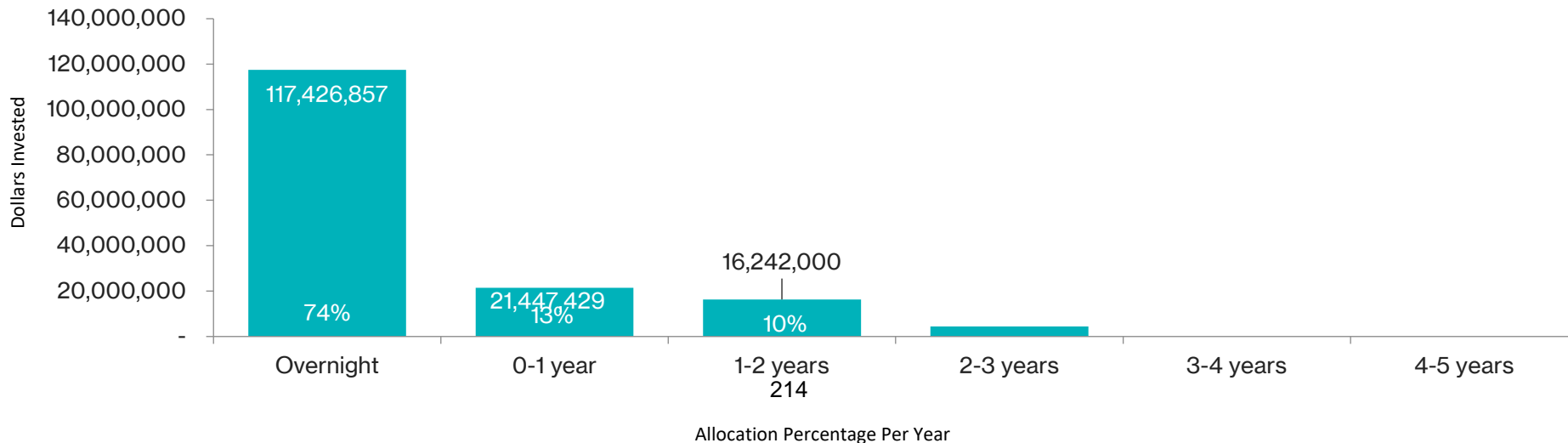
Weighted Average Maturity 0.28 years

Weighted Average Yield (All Funds) 4.57%

## Your Asset Allocation



## Your Maturity Distribution





**McAllen ISD  
Portfolio Management  
Portfolio Summary  
September 30, 2023**

Meeder Public Funds  
901 S. MoPac  
Suite 300  
Austin, TX 78746

<b>Investments</b>	<b>Par Value</b>	<b>Market Value</b>	<b>Book Value</b>	<b>% of Portfolio</b>	<b>Term</b>	<b>Days to Maturity</b>	<b>YTM 365 Equiv.</b>
BNY Mellon	2,479,148.31	2,479,148.31	2,479,148.31	1.55	1	1	0.000
Frost Bank	21,329,562.92	21,329,562.92	21,329,562.92	13.37	1	1	2.790
Commercial Paper Disc. -Amortizing	8,000,000.00	7,830,510.00	7,834,480.55	4.91	249	132	5.695
Federal Agency Coupon Securities	28,582,000.00	27,789,773.44	28,319,830.65	17.75	807	398	3.098
Municipal Bonds	6,160,000.00	5,964,759.05	6,004,152.23	3.76	621	433	4.548
Texpool/Texpool Prime	22,345,610.18	22,345,610.18	22,345,610.18	14.00	1	1	5.437
Lone Star	71,272,535.89	71,272,535.89	71,272,535.89	44.66	1	1	5.461
<b>Investments</b>	<b>160,168,857.30</b>	<b>159,011,899.79</b>	<b>159,585,320.73</b>	<b>100.00%</b>	<b>180</b>	<b>94</b>	<b>4.574</b>
<b>Cash and Accrued Interest</b>							
Accrued Interest at Purchase		2,284.65	2,284.65				
Subtotal		2,284.65	2,284.65				
<b>Total Cash and Investments</b>	<b>160,168,857.30</b>	<b>159,014,184.44</b>	<b>159,587,605.38</b>		<b>180</b>	<b>94</b>	<b>4.574</b>

<b>Total Earnings</b>	<b>September 30 Month Ending</b>	<b>Fiscal Year To Date</b>
Current Year	549,972.61	1,654,805.33

The following reports are submitted in accordance with the Public Funds Investment Act (Texas Gov't Code 2256). The reports also offer supplemental information not required by the Act in order to fully inform the governing body of McAllen ISD of the position and activity within the District's portfolio of investment. The reports include a management summary overview, a detailed inventory report for the end of the period, a transaction report, as well as graphic representations of the portfolio to provide full disclosure to the governing body.

Nov 8, 2023

Iris Luna, Interim Asst Supt of Bus Operations

**McAllen ISD**  
**Summary by Type**  
**September 30, 2023**  
**Grouped by Fund**

Security Type	Number of Investments	Par Value	Book Value	% of Portfolio	Average YTM 365	Average Days to Maturity
<b>Fund: Activity Fund</b>						
Frost Bank	1	2,257,046.35	2,257,046.35	1.41	2.790	1
<b>Subtotal</b>	<b>1</b>	<b>2,257,046.35</b>	<b>2,257,046.35</b>	<b>1.41</b>	<b>2.790</b>	<b>1</b>
<b>Fund: Clearing Fund</b>						
Frost Bank	1	4,468,213.92	4,468,213.92	2.80	2.790	1
<b>Subtotal</b>	<b>1</b>	<b>4,468,213.92</b>	<b>4,468,213.92</b>	<b>2.80</b>	<b>2.790</b>	<b>1</b>
<b>Fund: Capital Projects Fund</b>						
Frost Bank	2	8,437,355.71	8,437,355.71	5.29	2.790	1
Lone Star	4	6,493,270.31	6,493,270.31	4.07	5.426	1
<b>Subtotal</b>	<b>6</b>	<b>14,930,626.02</b>	<b>14,930,626.02</b>	<b>9.36</b>	<b>3.936</b>	<b>1</b>
<b>Fund: Debt Service Fund</b>						
Frost Bank	1	117,737.81	117,737.81	0.07	2.790	1
Lone Star	2	3,067,384.22	3,067,384.22	1.92	5.413	1
<b>Subtotal</b>	<b>3</b>	<b>3,185,122.03</b>	<b>3,185,122.03</b>	<b>1.99</b>	<b>5.316</b>	<b>1</b>
<b>Fund: General Fund</b>						
Frost Bank	1	4,417,366.42	4,417,366.42	2.77	2.790	1
Federal Agency Coupon Securities	6	20,200,000.00	20,200,000.00	12.66	2.840	304
Municipal Bonds	1	2,495,000.00	2,510,235.32	1.57	5.593	236
Lone Star	3	54,721,919.32	54,721,919.32	34.29	5.473	1
Commercial Paper Disc. -Amortizing	3	8,000,000.00	7,834,480.55	4.91	5.695	132
Texpool/Texpool Prime	2	22,345,610.18	22,345,610.18	14.00	5.437	1
<b>Subtotal</b>	<b>16</b>	<b>112,179,895.92</b>	<b>112,029,611.79</b>	<b>70.20</b>	<b>4.903</b>	<b>70</b>
<b>Fund: Plan 457 Fund</b>						
Frost Bank	1	0.00	0.00	0.00	0.000	0
<b>Subtotal</b>	<b>1</b>	<b>0.00</b>	<b>0.00</b>	<b>0.00</b>	<b>0.000</b>	<b>0</b>
<b>Fund: Proprietary Fund</b>						

**McAllen ISD  
Summary by Type  
September 30, 2023  
Grouped by Fund**

Security Type	Number of Investments	Par Value	Book Value	% of Portfolio	Average YTM 365	Average Days to Maturity
<b>Fund: Proprietary Fund</b>						
Frost Bank	1	1,631,842.71	1,631,842.71	1.02	2.790	1
Lone Star	2	6,989,962.04	6,989,962.04	4.38	5.425	1
<b>Subtotal</b>	<b>3</b>	<b>8,621,804.75</b>	<b>8,621,804.75</b>	<b>5.40</b>	<b>4.926</b>	<b>1</b>
<b>Fund: QSCB - Reserve Fund</b>						
BNY Mellon	1	2,479,148.31	2,479,148.31	1.55	0.000	1
Federal Agency Coupon Securities	3	8,382,000.00	8,119,830.65	5.09	3.739	630
Municipal Bonds	2	3,665,000.00	3,493,916.91	2.19	3.797	574
<b>Subtotal</b>	<b>6</b>	<b>14,526,148.31</b>	<b>14,092,895.87</b>	<b>8.83</b>	<b>3.096</b>	<b>506</b>
<b>Fund: QSCB - Debt Service</b>						
BNY Mellon	1	0.00	0.00	0.00	0.000	0
<b>Subtotal</b>	<b>1</b>	<b>0.00</b>	<b>0.00</b>	<b>0.00</b>	<b>0.000</b>	<b>0</b>
<b>Total and Average</b>	<b>38</b>	<b>160,168,857.30</b>	<b>159,585,320.73</b>	<b>100.00</b>	<b>4.574</b>	<b>94</b>



**McAllen ISD**  
**Fund ACT - Activity Fund**  
**Investments by Fund**  
**September 30, 2023**

Meeder Public Funds  
 901 S. MoPac  
 Suite 300  
 Austin, TX 78746  
 -

CUSIP	Investment #	Issuer	Purchase Date	Book Value	Par Value	Market Value	Current Rate	YTM 360	YTM 365	Maturity Days To Date Maturity
<b>Frost Bank</b>										
999915	10020	Frost Bank Public Checking	07/01/2023	2,257,046.35	2,257,046.35	2,257,046.35	2.790	2.751	2.790	1
<b>Subtotal and Average</b>				<b>2,257,046.35</b>	<b>2,257,046.35</b>	<b>2,257,046.35</b>		<b>2.752</b>	<b>2.790</b>	<b>1</b>
<b>Total Investments and Average</b>				<b>2,257,046.35</b>	<b>2,257,046.35</b>	<b>2,257,046.35</b>		<b>2.752</b>	<b>2.790</b>	<b>1</b>

**Fund CLEAR - Clearing Fund  
Investments by Fund  
September 30, 2023**

CUSIP	Investment #	Issuer	Purchase Date	Book Value	Par Value	Market Value	Current Rate	YTM 360	YTM 365	Maturity Days To Date Maturity
<b>Frost Bank</b>										
999914	10019	Frost Bank Public Checking	07/01/2023	4,468,213.92	4,468,213.92	4,468,213.92	2.790	2.751	2.790	1
<b>Subtotal and Average</b>				<b>4,468,213.92</b>	<b>4,468,213.92</b>	<b>4,468,213.92</b>		<b>2.752</b>	<b>2.790</b>	<b>1</b>
<b>Total Investments and Average</b>				<b>4,468,213.92</b>	<b>4,468,213.92</b>	<b>4,468,213.92</b>		<b>2.752</b>	<b>2.790</b>	<b>1</b>

**Fund CP - Capital Projects Fund  
Investments by Fund  
September 30, 2023**

CUSIP	Investment #	Issuer	Purchase Date	Book Value	Par Value	Market Value	Current Rate	YTM 360	YTM 365	Maturity Days To Date Maturity
<b>Frost Bank</b>										
999922	10103	Frost Bank Public Checking	07/01/2023	5,986,064.61	5,986,064.61	5,986,064.61	2.790	2.751	2.790	1
SYS10109	10109	Frost Bank Public Checking	07/01/2023	2,451,291.10	2,451,291.10	2,451,291.10	2.790	2.751	2.790	1
<b>Subtotal and Average</b>				<b>8,437,355.71</b>	<b>8,437,355.71</b>	<b>8,437,355.71</b>		<b>2.752</b>	<b>2.790</b>	<b>1</b>
<b>Lone Star</b>										
108906G	10101	Lone Star Corporate Overnight	12/18/2019	404,706.95	404,706.95	404,706.95	5.530	5.454	5.530	1
108906I	10108	Lone Star Corporate Overnight	02/21/2020	2,857,695.16	2,857,695.16	2,857,695.16	5.530	5.454	5.530	1
108906H	10102	Lone Star Government ON	12/18/2019	398,026.61	398,026.61	398,026.61	5.320	5.247	5.320	1
108906J	10113	Lone Star Government ON	03/12/2020	2,832,841.59	2,832,841.59	2,832,841.59	5.320	5.247	5.320	1
<b>Subtotal and Average</b>				<b>6,493,270.31</b>	<b>6,493,270.31</b>	<b>6,493,270.31</b>		<b>5.351</b>	<b>5.426</b>	<b>1</b>
<b>Total Investments and Average</b>				<b>14,930,626.02</b>	<b>14,930,626.02</b>	<b>14,930,626.02</b>		<b>3.882</b>	<b>3.936</b>	<b>1</b>

**Fund DS - Debt Service Fund  
Investments by Fund  
September 30, 2023**

CUSIP	Investment #	Issuer	Purchase Date	Book Value	Par Value	Market Value	Current Rate	YTM 360	YTM 365	Maturity Days To Date Maturity
<b>Frost Bank</b>										
999918	10023	Frost Bank Public Checking	07/01/2023	117,737.81	117,737.81	117,737.81	2.790	2.751	2.790	1
<b>Subtotal and Average</b>				<b>117,737.81</b>	<b>117,737.81</b>	<b>117,737.81</b>		<b>2.752</b>	<b>2.790</b>	<b>1</b>
<b>Lone Star</b>										
108906B	10032	Lone Star Corporate Overnight	10/22/2015	1,364,286.28	1,364,286.28	1,364,286.28	5.530	5.454	5.530	1
108906C	10089	Lone Star Government ON	08/05/2019	1,703,097.94	1,703,097.94	1,703,097.94	5.320	5.247	5.320	1
<b>Subtotal and Average</b>				<b>3,067,384.22</b>	<b>3,067,384.22</b>	<b>3,067,384.22</b>		<b>5.339</b>	<b>5.413</b>	<b>1</b>
<b>Total Investments and Average</b>				<b>3,185,122.03</b>	<b>3,185,122.03</b>	<b>3,185,122.03</b>		<b>5.244</b>	<b>5.316</b>	<b>1</b>

**Fund GEN - General Fund  
Investments by Fund  
September 30, 2023**

CUSIP	Investment #	Issuer	Purchase Date	Book Value	Par Value	Market Value	Current Rate	YTM 360	YTM 365	Maturity Date	Days To Maturity
<b>Frost Bank</b>											
999917	10022	Frost Bank Public Checking	07/01/2023	4,417,366.42	4,417,366.42	4,417,366.42	2.790	2.751	2.790		1
<b>Subtotal and Average</b>				<b>4,417,366.42</b>	<b>4,417,366.42</b>	<b>4,417,366.42</b>		<b>2.752</b>	<b>2.790</b>		<b>1</b>
<b>Commercial Paper Disc. -Amortizing</b>											
4497W1XG6	10163	ING Funding CP	01/27/2023	2,993,825.00	3,000,000.00	2,992,428.00	4.940	5.149	5.221	10/16/2023	15
62479LEH4	10170	MUFG Bank CP	08/25/2023	2,893,515.00	3,000,000.00	2,891,274.00		5.890	5.972	05/17/2024	229
63307LCJ8	10171	Nat'l Bank of Canada CP	08/28/2023	1,947,140.55	2,000,000.00	1,946,808.00		5.928	6.010	03/18/2024	169
<b>Subtotal and Average</b>				<b>7,834,480.55</b>	<b>8,000,000.00</b>	<b>7,830,510.00</b>		<b>5.617</b>	<b>5.695</b>		<b>132</b>
<b>Federal Agency Coupon Securities</b>											
3130AUQC1	10164	FHLB Note	01/30/2023	5,000,000.00	5,000,000.00	4,988,861.85	4.875	4.808	4.875	01/30/2024	121
3130APQM0	10150	FHLB Call Note	11/18/2021	3,000,000.00	3,000,000.00	2,851,635.99	1.000	0.986	1.000	11/18/2024	414
3130APQU2	10151	FHLB Call Note	11/22/2021	2,000,000.00	2,000,000.00	1,986,308.88	0.650	0.641	0.650	11/22/2023	52
3130AQLR2	10153	FHLB Call Note	02/07/2022	2,500,000.00	2,500,000.00	2,460,435.80	1.000	0.986	1.000	02/07/2024	129
3130AQYM9	10156	FHLB Step Note	02/28/2022	4,500,000.00	4,500,000.00	4,408,385.40	2.500	2.054	2.083	02/28/2025	516
3135GAH20	10165	FNMA Call Note	04/28/2023	3,200,000.00	3,200,000.00	3,175,459.87	5.250	5.182	5.254	01/27/2025	484
<b>Subtotal and Average</b>				<b>20,200,000.00</b>	<b>20,200,000.00</b>	<b>19,871,087.79</b>		<b>2.801</b>	<b>2.840</b>		<b>304</b>
<b>Municipal Bonds</b>											
476637AU7	10167	Jersey City NJ Redev Agency	05/24/2023	2,510,235.32	2,495,000.00	2,511,841.25	6.500	5.516	5.592	05/24/2024	236
<b>Subtotal and Average</b>				<b>2,510,235.32</b>	<b>2,495,000.00</b>	<b>2,511,841.25</b>		<b>5.516</b>	<b>5.593</b>		<b>236</b>
<b>Texpool/Texpool Prime</b>											
999921	10092	Texpool	08/05/2019	11,127,992.13	11,127,992.13	11,127,992.13	5.322	5.248	5.321		1
999920	10034	Texpool Prime	11/03/2015	11,217,618.05	11,217,618.05	11,217,618.05	5.551	5.475	5.551		1
<b>Subtotal and Average</b>				<b>22,345,610.18</b>	<b>22,345,610.18</b>	<b>22,345,610.18</b>		<b>5.362</b>	<b>5.437</b>		<b>1</b>
<b>Lone Star</b>											
108906F	10099	Lone Star Corporate Overnight+	11/18/2019	0.00	0.00	0.00					1
108906	10003	Lone Star Corporate Overnight	11/01/2014	39,847,758.57	39,847,758.57	39,847,758.57	5.530	5.454	5.530		1
108906D	10090	Lone Star Government ON	08/05/2019	14,874,160.75	14,874,160.75	14,874,160.75	5.320	5.247	5.320		1
<b>Subtotal and Average</b>				<b>54,721,919.32</b>	<b>54,721,919.32</b>	<b>54,721,919.32</b>		<b>5.398</b>	<b>5.473</b>		<b>1</b>
<b>Total Investments and Average</b>				<b>112,029,611.79</b>	<b>112,179,895.92</b>	<b>111,698,334.96</b>		<b>4.836</b>	<b>4.903</b>		<b>70</b>

**Fund PLAN457 - Plan 457 Fund  
Investments by Fund  
September 30, 2023**

CUSIP	Investment #	Issuer	Purchase Date	Book Value	Par Value	Market Value	Current Rate	YTM 360	YTM 365	Maturity Days To Date Maturity
<b>Frost Bank</b>										
999916	10021	Frost Bank Public Checking	07/01/2023	0.00	0.00	0.00				1
<b>Subtotal and Average</b>				<b>0.00</b>	<b>0.00</b>	<b>0.00</b>		<b>0.000</b>	<b>0.000</b>	<b>0</b>
<b>Total Investments and Average</b>				<b>0.00</b>	<b>0.00</b>	<b>0.00</b>		<b>0.000</b>	<b>0.000</b>	<b>0</b>

**Fund PROP - Proprietary Fund  
Investments by Fund  
September 30, 2023**

CUSIP	Investment #	Issuer	Purchase Date	Book Value	Par Value	Market Value	Current Rate	YTM 360	YTM 365	Maturity Days To Date Maturity
<b>Frost Bank</b>										
999919	10024	Frost Bank Public Checking	07/01/2023	1,631,842.71	1,631,842.71	1,631,842.71	2.790	2.751	2.790	1
<b>Subtotal and Average</b>				<b>1,631,842.71</b>	<b>1,631,842.71</b>	<b>1,631,842.71</b>		<b>2.752</b>	<b>2.790</b>	<b>1</b>
<b>Lone Star</b>										
108906A	10025	Lone Star Corporate Overnight	08/05/2015	3,499,792.61	3,499,792.61	3,499,792.61	5.530	5.454	5.530	1
108906E	10091	Lone Star Government ON	08/05/2019	3,490,169.43	3,490,169.43	3,490,169.43	5.320	5.247	5.320	1
<b>Subtotal and Average</b>				<b>6,989,962.04</b>	<b>6,989,962.04</b>	<b>6,989,962.04</b>		<b>5.351</b>	<b>5.425</b>	<b>1</b>
<b>Total Investments and Average</b>				<b>8,621,804.75</b>	<b>8,621,804.75</b>	<b>8,621,804.75</b>		<b>4.859</b>	<b>4.926</b>	<b>1</b>

**Fund QSCB - QSCB - Reserve Fund  
Investments by Fund  
September 30, 2023**

CUSIP	Investment #	Issuer	Purchase Date	Book Value	Par Value	Market Value	Current Rate	YTM 360	YTM 365	Maturity Date	Days To Maturity
<b>BNY Mellon</b>											
882521	10014	BNY Mellon - Cash	07/01/2023	2,479,148.31	2,479,148.31	2,479,148.31					1
<b>Subtotal and Average</b>				<b>2,479,148.31</b>	<b>2,479,148.31</b>	<b>2,479,148.31</b>		<b>0.000</b>	<b>0.000</b>		<b>1</b>
<b>Federal Agency Coupon Securities</b>											
3130AQJM6	10152	FHLB Call Note	01/28/2022	3,000,000.00	3,000,000.00	2,835,688.68	1.250	1.276	1.294	01/28/2025	485
3130AKQX7	10168	FHLB Call Note	08/03/2023	2,577,830.65	2,840,000.00	2,559,805.97	0.700	4.901	4.969	01/28/2026	850
3134GYQP0	10166	FHLMC Call Note	05/01/2023	2,542,000.00	2,542,000.00	2,523,191.00	5.375	5.301	5.375	05/01/2025	578
<b>Subtotal and Average</b>				<b>8,119,830.65</b>	<b>8,382,000.00</b>	<b>7,918,685.65</b>		<b>3.687</b>	<b>3.739</b>		<b>629</b>
<b>Municipal Bonds</b>											
578060EQ4	10161	Mayes County OK ISD	06/29/2022	1,602,713.53	1,600,000.00	1,573,520.00	3.300	2.351	2.384	06/01/2024	244
882669CQ5	10169	Texas St Public Fin Auth Rev	08/25/2023	1,891,203.38	2,065,000.00	1,879,397.80	1.120	4.926	4.995	02/01/2026	854
<b>Subtotal and Average</b>				<b>3,493,916.91</b>	<b>3,665,000.00</b>	<b>3,452,917.80</b>		<b>3.745</b>	<b>3.797</b>		<b>574</b>
<b>Total Investments and Average</b>				<b>14,092,895.87</b>	<b>14,526,148.31</b>	<b>13,850,751.76</b>		<b>3.053</b>	<b>3.096</b>		<b>505</b>

**Fund QSCBDS - QSCB - Debt Service  
Investments by Fund  
September 30, 2023**

CUSIP	Investment #	Issuer	Purchase Date	Book Value	Par Value	Market Value	Current Rate	YTM 360	YTM 365	Maturity Days To Date Maturity
<b>BNY Mellon</b>										
882520	10040	BNY Mellon - Cash	07/01/2023	0.00	0.00	0.00				1
<b>Subtotal and Average</b>				<b>0.00</b>	<b>0.00</b>	<b>0.00</b>		<b>0.000</b>	<b>0.000</b>	<b>0</b>
<b>Total Investments and Average</b>				<b>0.00</b>	<b>0.00</b>	<b>0.00</b>		<b>0.000</b>	<b>0.000</b>	<b>0</b>



**McAllen ISD**  
**Cash Reconciliation Report**  
**For the Period July 1, 2023 - September 30, 2023**

Meeder Public Funds  
 901 S. MoPac  
 Suite 300  
 Austin, TX 78746  
 -

Trans. Date	Investment #	Fund	Trans. Type	Security ID	Par Value	Security Description	Maturity Date	Purchases	Interest	Redemptions	Cash
07/01/2023	10142	GEN	Interest	953107AB5	1,000,000.00	WESTHT 1.0M 0.47% Mat.	07/01/2023	0.00	2,330.00	0.00	2,330.00
07/01/2023	10148	GEN	Interest	73358W4V3	1,505,000.00	PORTNW 1.5M 1.09% Mat.	07/01/2023	0.00	8,172.15	0.00	8,172.15
07/01/2023	10149	QSCB	Interest	73358W4V3	2,500,000.00	PORTNW 2.5M 1.09% Mat.	07/01/2023	0.00	13,575.00	0.00	13,575.00
07/01/2023	10142	GEN	Maturity	953107AB5	1,000,000.00	WESTHT 1.0M 0.47% Mat.	07/01/2023	0.00	0.00	1,000,000.00	1,000,000.00
07/01/2023	10148	GEN	Maturity	73358W4V3	1,505,000.00	PORTNW 1.5M 1.09% Mat.	07/01/2023	0.00	0.00	1,505,000.00	1,505,000.00
07/01/2023	10149	QSCB	Maturity	73358W4V3	2,500,000.00	PORTNW 2.5M 1.09% Mat.	07/01/2023	0.00	0.00	2,500,000.00	2,500,000.00
07/26/2023	10162	GEN	Interest	3133ENV98	5,000,000.00	FFCBC 5.0M 4.67% Mat. 07/26/2023	07/26/2023	0.00	116,750.00	0.00	116,750.00
07/26/2023	10162	GEN	Maturity	3133ENV98	5,000,000.00	FFCBC 5.0M 4.67% Mat. 07/26/2023	07/26/2023	0.00	0.00	5,000,000.00	5,000,000.00
07/28/2023	10152	QSCB	Interest	3130AQJM6	3,000,000.00	FHLBC 3.0M 1.25% Mat. 01/28/2025	01/28/2025	0.00	18,750.00	0.00	18,750.00
07/30/2023	10164	GEN	Interest	3130AUQC1	5,000,000.00	FHLB 5.0M 4.88% Mat. 01/30/2024	01/30/2024	0.00	121,875.00	0.00	121,875.00
08/03/2023	10168	QSCB	Purchase	3130AKQX7	2,840,000.00	FHLBC 2.8M 0.70% Mat. 01/28/2026	01/28/2026	-2,559,663.60	-276.11	0.00	-2,559,939.71
08/07/2023	10153	GEN	Interest	3130AQLR2	2,500,000.00	FHLBC 2.5M 1.00% Mat. 02/07/2024	02/07/2024	0.00	12,500.00	0.00	12,500.00
08/18/2023	10143	GEN	Interest	3130ANDP2	2,400,000.00	FHLBC 2.4M 0.25% Mat. 08/18/2023	08/18/2023	0.00	3,000.00	0.00	3,000.00
08/18/2023	10144	QSCB	Interest	3130ANDP2	2,000,000.00	FHLBC 2.0M 0.25% Mat. 08/18/2023	08/18/2023	0.00	2,500.00	0.00	2,500.00
08/18/2023	10143	GEN	Maturity	3130ANDP2	2,400,000.00	FHLBC 2.4M 0.25% Mat. 08/18/2023	08/18/2023	0.00	0.00	2,400,000.00	2,400,000.00
08/18/2023	10144	QSCB	Maturity	3130ANDP2	2,000,000.00	FHLBC 2.0M 0.25% Mat. 08/18/2023	08/18/2023	0.00	0.00	2,000,000.00	2,000,000.00
08/25/2023	10169	QSCB	Purchase	882669CQ5	2,065,000.00	TXSTPF 2.1M 1.12% Mat.	02/01/2026	-1,883,754.95	-1,541.87	0.00	-1,885,296.82
08/25/2023	10170	GEN	Purchase	62479LEH4	3,000,000.00	MUFGBK 3.0M 0.00% Mat.	05/17/2024	-2,876,310.00	0.00	0.00	-2,876,310.00
08/28/2023	10156	GEN	Interest	3130AQYM9	4,500,000.00	FHLBS 4.5M 1.25% Mat. 02/28/2025	02/28/2025	0.00	56,250.00	0.00	56,250.00
08/28/2023	10171	GEN	Purchase	63307LCJ8	2,000,000.00	NABKCN 2.0M 0.00% Mat.	03/18/2024	-1,936,506.11	0.00	0.00	-1,936,506.11
09/01/2023	10145	GEN	Interest	678720KM4	1,100,000.00	OKCOSD 1.1M 0.50% Mat.	09/01/2023	0.00	2,750.00	0.00	2,750.00
09/01/2023	10146	QSCB	Interest	678720KM4	2,000,000.00	OKCOSD 2.0M 0.50% Mat.	09/01/2023	0.00	5,000.00	0.00	5,000.00
09/01/2023	10145	GEN	Maturity	678720KM4	1,100,000.00	OKCOSD 1.1M 0.50% Mat.	09/01/2023	0.00	0.00	1,100,000.00	1,100,000.00
09/01/2023	10146	QSCB	Maturity	678720KM4	2,000,000.00	OKCOSD 2.0M 0.50% Mat.	09/01/2023	0.00	0.00	2,000,000.00	2,000,000.00
<b>Subtotal</b>								<b>-9,256,234.66</b>	<b>361,634.17</b>	<b>17,505,000.00</b>	<b>8,610,399.51</b>
<b>Total</b>								<b>-9,256,234.66</b>	<b>361,634.17</b>	<b>17,505,000.00</b>	<b>8,610,399.51</b>



**McAllen ISD**  
**Purchases Report**  
**Sorted by Fund - Issuer**  
**July 1, 2023 - September 30, 2023**

Meeder Public Funds  
 901 S. MoPac  
 Suite 300  
 Austin, TX 78746  
 -

CUSIP	Investment #	Fund	Sec. Type	Issuer	Original Par Value	Purchase Date	Payment Periods	Principal Purchased	Accrued Interest at Purchase	Rate at Purchase	Maturity Date	YTM	Ending Book Value
<b>General Fund</b>													
62479LEH4	10170	GEN	ACP	MUFGBK	3,000,000.00	08/25/2023	05/17 - At Maturity	2,876,310.00			05/17/2024	5.890	2,893,515.00
63307LCJ8	10171	GEN	ACP	NABKCN	2,000,000.00	08/28/2023	03/18 - At Maturity	1,936,506.11			03/18/2024	5.929	1,947,140.55
				<b>Subtotal</b>	<b>5,000,000.00</b>			<b>4,812,816.11</b>	<b>0.00</b>				<b>4,840,655.55</b>
<b>Plan 457 Fund</b>													
999916	10021	PLAN457	LA2	FBPC	0.00	07/01/2023	08/01 - Monthly	0.00					0.00
				<b>Subtotal</b>	<b>0.00</b>			<b>0.00</b>	<b>0.00</b>				<b>0.00</b>
<b>QSCB - Reserve Fund</b>													
882521	10014	QSCB	LA1	BNYC	53,082.46	07/01/2023	04/01 - Monthly	53,082.46					2,479,148.31
3130AKQX7	10168	QSCB	FAC	FHLBC	2,840,000.00	08/03/2023	01/28 - 07/28	2,559,663.60	276.11	0.700	01/28/2026	4.970	2,577,830.65
882669CQ5	10169	QSCB	MC2	TXSTPF	2,065,000.00	08/25/2023	02/01 - 08/01	1,883,754.95	1,541.87	1.120	02/01/2026	4.995	1,891,203.38
				<b>Subtotal</b>	<b>4,958,082.46</b>			<b>4,496,501.01</b>	<b>1,817.98</b>				<b>6,948,182.34</b>
<b>QSCB - Debt Service</b>													
882520	10040	QSCBDS	LA1	BNYC	0.00	07/01/2023	03/01 - Monthly	0.00					0.00
				<b>Subtotal</b>	<b>0.00</b>			<b>0.00</b>	<b>0.00</b>				<b>0.00</b>
				<b>Total Purchases</b>	<b>9,958,082.46</b>			<b>9,309,317.12</b>	<b>1,817.98</b>				<b>11,788,837.89</b>



**McAllen ISD  
Maturity Report  
Sorted by Maturity Date**

Meeder Public Funds  
901 S. MoPac  
Suite 300  
Austin, TX 78746  
-

**Amounts due during July 1, 2023 - September 30, 2023**

CUSIP	Investment #	Fund	Sec. Type	Issuer	Par Value	Maturity Date	Purchase Date	Rate at Maturity	Book Value at Maturity	Interest	Maturity Proceeds	Net Income
73358W4V3	10148	GEN	MC2	PORTNW	1,505,000.00	07/01/2023	10/15/2021	1.086	1,505,000.00	8,172.15	1,513,172.15	8,172.15
73358W4V3	10149	QSCB	MC2	PORTNW	2,500,000.00	07/01/2023	10/15/2021	1.086	2,500,000.00	13,575.00	2,513,575.00	13,575.00
953107AB5	10142	GEN	MC2	WESTHT	1,000,000.00	07/01/2023	07/08/2021	0.466	1,000,000.00	2,330.00	1,002,330.00	2,330.00
3133ENV98	10162	GEN	FAC	FFCBC	5,000,000.00	07/26/2023	10/31/2022	4.670	5,000,000.00	116,750.00	5,116,750.00	116,750.00
3130ANDP2	10143	GEN	FAC	FHLBC	2,400,000.00	08/18/2023	08/18/2021	0.250	2,400,000.00	3,000.00	2,403,000.00	3,000.00
3130ANDP2	10144	QSCB	FAC	FHLBC	2,000,000.00	08/18/2023	08/18/2021	0.250	2,000,000.00	2,500.00	2,002,500.00	2,500.00
678720KM4	10145	GEN	MC2	OKCOSA	1,100,000.00	09/01/2023	09/23/2021	0.500	1,100,000.00	2,750.00	1,102,750.00	2,750.00
678720KM4	10146	QSCB	MC2	OKCOSA	2,000,000.00	09/01/2023	09/23/2021	0.500	2,000,000.00	5,000.00	2,005,000.00	5,000.00
<b>Total Maturities</b>					<b>17,505,000.00</b>				<b>17,505,000.00</b>	<b>154,077.15</b>	<b>17,659,077.15</b>	<b>154,077.15</b>



**McAllen ISD**  
**Interest Earnings**  
**Sorted by Fund - Fund**  
**July 1, 2023 - September 30, 2023**  
**Yield on Beginning Book Value**

Meeder Public Funds  
 901 S. MoPac  
 Suite 300  
 Austin, TX 78746

CUSIP	Investment #	Fund	Security Type	Ending Par Value	Beginning Book Value	Ending Book Value	Maturity Date	Current Rate	Annualized Yield	Adjusted Interest Earnings		
										Interest Earned	Amortization/ Accretion	Adjusted Interest Earnings
<b>Fund: Activity Fund</b>												
999915	10020	ACT	LA2	2,257,046.35	2,043,542.38	2,257,046.35		2.790	3.399	17,508.36	0.00	17,508.36
			<b>Subtotal</b>	<b>2,257,046.35</b>	<b>2,043,542.38</b>	<b>2,257,046.35</b>			<b>3.399</b>	<b>17,508.36</b>	<b>0.00</b>	<b>17,508.36</b>
<b>Fund: Clearing Fund</b>												
999914	10019	CLEAR	LA2	4,468,213.92	3,760,530.74	4,468,213.92		2.790	3.249	30,800.51	0.00	30,800.51
			<b>Subtotal</b>	<b>4,468,213.92</b>	<b>3,760,530.74</b>	<b>4,468,213.92</b>			<b>3.249</b>	<b>30,800.51</b>	<b>0.00</b>	<b>30,800.51</b>
<b>Fund: Capital Projects Fund</b>												
108906G	10101	CP	RR2	404,706.95	399,207.86	404,706.95		5.530	5.465	5,499.09	0.00	5,499.09
108906I	10108	CP	RR2	2,857,695.16	4,652,627.08	2,857,695.16		5.530	4.696	55,068.08	0.00	55,068.08
999922	10103	CP	LA2	5,986,064.61	22,745.99	5,986,064.61		2.790	310.196	17,784.27	0.00	17,784.27
SYS10109	10109	CP	LA2	2,451,291.10	8,267.06	2,451,291.10		2.790	286.291	5,965.60	0.00	5,965.60
108906J	10113	CP	RR2	2,832,841.59	3,935,905.09	2,832,841.59		5.320	4.731	46,936.50	0.00	46,936.50
108906H	10102	CP	RR2	398,026.61	392,812.17	398,026.61		5.320	5.267	5,214.44	0.00	5,214.44
			<b>Subtotal</b>	<b>14,930,626.02</b>	<b>9,411,565.25</b>	<b>14,930,626.02</b>			<b>5.753</b>	<b>136,467.98</b>	<b>0.00</b>	<b>136,467.98</b>
<b>Fund: Debt Service Fund</b>												
108906B	10032	DS	RR2	1,364,286.28	1,933,481.24	1,364,286.28		5.530	4.480	21,833.86	0.00	21,833.86
999918	10023	DS	LA2	117,737.81	102,718.62	117,737.81		2.790	4.198	1,086.92	0.00	1,086.92
108906C	10089	DS	RR2	1,703,097.94	1,680,786.10	1,703,097.94		5.320	5.267	22,311.84	0.00	22,311.84
			<b>Subtotal</b>	<b>3,185,122.03</b>	<b>3,716,985.96</b>	<b>3,185,122.03</b>			<b>4.828</b>	<b>45,232.62</b>	<b>0.00</b>	<b>45,232.62</b>
<b>Fund: General Fund</b>												
3130AUQC1	10164	GEN	FAC	5,000,000.00	5,000,000.00	5,000,000.00	01/30/2024	4.875	4.835	60,937.50	0.00	60,937.50
999921	10092	GEN	RRP	11,127,992.13	10,982,045.30	11,127,992.13		5.322	5.272	145,946.83	0.00	145,946.83
108906	10003	GEN	RR2	39,847,758.57	29,123,297.18	39,847,758.57		5.530	4.815	353,486.27	0.00	353,486.27
999917	10022	GEN	LA2	4,417,366.42	7,377,897.42	4,417,366.42		2.790	3.905	72,609.83	0.00	72,609.83
999920	10034	GEN	RRP	11,217,618.05	11,063,796.09	11,217,618.05		5.551	5.516	153,821.96	0.00	153,821.96
3130ANDP2	10143	GEN	FAC	0.00	2,400,000.00	0.00	08/18/2023	0.250	0.248	783.33	0.00	783.33

**McAllen ISD**  
**Interest Earnings**  
**July 1, 2023 - September 30, 2023**

CUSIP	Investment #	Fund	Security Type	Ending Par Value	Beginning Book Value	Ending Book Value	Maturity Date	Current Rate	Annualized Yield	Adjusted Interest Earnings		
										Interest Earned	Amortization/ Accretion	Adjusted Interest Earnings
<b>Fund: General Fund</b>												
3130APQU2	10151	GEN	FAC	2,000,000.00	2,000,000.00	2,000,000.00	11/22/2023	0.650	0.645	3,250.00	0.00	3,250.00
3130AQLR2	10153	GEN	FAC	2,500,000.00	2,500,000.00	2,500,000.00	02/07/2024	1.000	0.992	6,250.00	0.00	6,250.00
3130APQM0	10150	GEN	FAC	3,000,000.00	3,000,000.00	3,000,000.00	11/18/2024	1.000	0.992	7,500.00	0.00	7,500.00
3133ENV98	10162	GEN	FAC	0.00	4,999,905.66	0.00	07/26/2023	4.670	4.762	16,215.28	94.34	16,309.62
108906D	10090	GEN	RR2	14,874,160.75	16,637,142.46	14,874,160.75		5.320	5.652	237,018.29	0.00	237,018.29
953107AB5	10142	GEN	MC2	0.00	1,000,000.00	0.00	07/01/2023	0.466		0.00	0.00	0.00
678720KM4	10145	GEN	MC2	0.00	1,100,364.99	0.00	09/01/2023	0.500	0.295	916.67	-364.99	551.68
73358W4V3	10148	GEN	MC2	0.00	1,505,000.00	0.00	07/01/2023	1.086		0.00	0.00	0.00
3130AQYM9	10156	GEN	FAC	4,500,000.00	4,500,000.00	4,500,000.00	02/28/2025	2.500	2.480	28,125.00	0.00	28,125.00
4497W1XG6	10163	GEN	ACP	3,000,000.00	2,955,951.67	2,993,825.00	10/16/2023	4.940	5.083	0.00	37,873.33	37,873.33
3135GAH20	10165	GEN	FAC	3,200,000.00	3,200,000.00	3,200,000.00	01/27/2025	5.250	5.207	42,000.00	0.00	42,000.00
476637AU7	10167	GEN	MC2	2,495,000.00	2,516,174.51	2,510,235.32	05/24/2024	6.500	5.598	41,444.73	-5,939.19	35,505.54
62479LEH4	10170	GEN	ACP	3,000,000.00	0.00	2,893,515.00	05/17/2024		5.901	0.00	17,205.00	17,205.00
63307LCJ8	10171	GEN	ACP	2,000,000.00	0.00	1,947,140.55	03/18/2024		5.895	0.00	10,634.44	10,634.44
			<b>Subtotal</b>	<b>112,179,895.92</b>	<b>111,861,575.28</b>	<b>112,029,611.79</b>			<b>4.598</b>	<b>1,170,305.69</b>	<b>59,502.93</b>	<b>1,229,808.62</b>
<b>Fund: Proprietary Fund</b>												
108906A	10025	PROP	RR2	3,499,792.61	3,452,238.03	3,499,792.61		5.530	5.465	47,554.58	0.00	47,554.58
999919	10024	PROP	LA2	1,631,842.71	2,499,919.45	1,631,842.71		2.790	2.096	13,206.29	0.00	13,206.29
108906E	10091	PROP	RR2	3,490,169.43	3,444,445.63	3,490,169.43		5.320	5.267	45,723.80	0.00	45,723.80
			<b>Subtotal</b>	<b>8,621,804.75</b>	<b>9,396,603.11</b>	<b>8,621,804.75</b>			<b>4.496</b>	<b>106,484.67</b>	<b>0.00</b>	<b>106,484.67</b>
<b>Fund: QSCB - Reserve Fund</b>												
882521	10014	QSCB	LA1	2,479,148.31	0.00	2,479,148.31				0.00	0.00	0.00
3134GYQP0	10166	QSCB	FAC	2,542,000.00	2,542,000.00	2,542,000.00	05/01/2025	5.375	5.331	34,158.13	0.00	34,158.13
3130ANDP2	10144	QSCB	FAC	0.00	2,000,000.00	0.00	08/18/2023	0.250	0.248	652.78	0.00	652.78
3130AQJM6	10152	QSCB	FAC	3,000,000.00	3,000,000.00	3,000,000.00	01/28/2025	1.250	1.240	9,375.00	0.00	9,375.00
3130AKQX7	10168	QSCB	FAC	2,840,000.00	0.00	2,577,830.65	01/28/2026	0.700	5.165	3,202.89	18,167.05	21,369.94
678720KM4	10146	QSCB	MC2	0.00	2,000,663.61	0.00	09/01/2023	0.500	0.295	1,666.67	-663.61	1,003.06
73358W4V3	10149	QSCB	MC2	0.00	2,500,000.00	0.00	07/01/2023	1.086		0.00	0.00	0.00
578060EQ4	10161	QSCB	MC2	1,600,000.00	1,603,731.10	1,602,713.53	06/01/2024	3.300	3.014	13,200.00	-1,017.57	12,182.43
882669CQ5	10169	QSCB	MC2	2,065,000.00	0.00	1,891,203.38	02/01/2026	1.120	5.112	2,312.80	7,448.43	9,761.23
			<b>Subtotal</b>	<b>14,526,148.31</b>	<b>13,646,394.71</b>	<b>14,092,895.87</b>			<b>2.922</b>	<b>64,568.27</b>	<b>23,934.30</b>	<b>88,502.57</b>
			<b>Total</b>	<b>160,168,857.30</b>	<b>153,837,197.43</b>	<b>159,585,320.73</b>			<b>4.483</b>	<b>1,571,368.10</b>	<b>83,437.23</b>	<b>1,654,805.33</b>



**McAllen ISD**  
**Amortization Schedule**  
**July 1, 2023 - September 30, 2023**  
**Sorted By Fund - Fund**

Meeder Public Funds  
 901 S. MoPac  
 Suite 300  
 Austin, TX 78746  
 -

Investment #	Maturity Date	Beginning Par Value				Amounts Amortized					
Issuer	Fund	Amort. Date	Current Rate	Purchase Principal	Original Premium or Discount	Ending Book Value	And Unamortized As of 07/01/2023	Amount Amortized This Period	Amt Amortized Through 09/30/2023	Amount Unamortized Through 09/30/2023	
<b>General Fund</b>											
10162	GEN	07/26/2023	5,000,000.00	4,999,000.00	-1,000.00	0.00	905.66	94.34	1,000.00	0.00	
FFCB Call Note			4.670				-94.34				
10163	GEN	10/16/2023	3,000,000.00	2,892,143.33	-107,856.67	2,993,825.00	63,808.34	37,873.33	101,681.67	-6,175.00	
ING Funding CP			4.940				-44,048.33				
10167	GEN	05/24/2024	2,495,000.00	2,518,627.65	23,627.65	2,510,235.32	-2,453.14	-5,939.19	-8,392.33	15,235.32	
Jersey City NJ Redev Agency			6.500				21,174.51				
10170	GEN	05/17/2024	3,000,000.00	2,876,310.00	-123,690.00	2,893,515.00	0.00	17,205.00	17,205.00	-106,485.00	
MUFG Bank CP							-123,690.00				
10171	GEN	03/18/2024	2,000,000.00	1,936,506.11	-63,493.89	1,947,140.55	0.00	10,634.44	10,634.44	-52,859.45	
Nat'l Bank of Canada CP							-63,493.89				
10145	GEN	09/01/2023	1,100,000.00	1,104,246.00	4,246.00	0.00	-3,881.01	-364.99	-4,246.00	0.00	
Oklahoma County OK ISD			0.500				364.99				
<b>Subtotal</b>				<b>16,326,833.09</b>	<b>-268,166.91</b>	<b>10,344,715.87</b>	<b>58,379.85</b>	<b>59,502.93</b>	<b>117,882.78</b>	<b>-150,284.13</b>	
							<b>-209,787.06</b>				
<b>QSCB - Reserve Fund</b>											
10152	QSCB	01/28/2025	3,000,000.00	2,996,100.00	-3,900.00	3,000,000.00	3,900.00	0.00	3,900.00	0.00	
FHLB Call Note		04/28/2022	1.250				0.00				
10168	QSCB	01/28/2026	2,840,000.00	2,559,663.60	-280,336.40	2,577,830.65	0.00	18,167.05	18,167.05	-262,169.35	
FHLB Call Note			0.700				-280,336.40				
10161	QSCB	06/01/2024	1,600,000.00	1,607,824.00	7,824.00	1,602,713.53	-4,092.90	-1,017.57	-5,110.47	2,713.53	
Mayes County OK ISD			3.300				3,731.10				
10146	QSCB	09/01/2023	2,000,000.00	2,007,720.00	7,720.00	0.00	-7,056.39	-663.61	-7,720.00	0.00	
Oklahoma County OK ISD			0.500				663.61				
10169	QSCB	02/01/2026	2,065,000.00	1,883,754.95	-181,245.05	1,891,203.38	0.00	7,448.43	7,448.43	-173,796.62	
Texas St Public Fin Auth Rev			1.120				-181,245.05				
<b>Subtotal</b>				<b>11,055,062.55</b>	<b>-449,937.45</b>	<b>9,071,747.56</b>	<b>-7,249.29</b>	<b>23,934.30</b>	<b>16,685.01</b>	<b>-433,252.44</b>	
							<b>-457,186.74</b>				
<b>Total</b>				<b>27,381,895.64</b>	<b>-718,104.36</b>	<b>19,416,463.43</b>	<b>51,130.56</b>	<b>83,437.23</b>	<b>134,567.79</b>	<b>-583,536.57</b>	
							<b>-666,973.80</b>				



**McAllen ISD**  
**Projected Cashflow Report**  
**Sorted by Monthly**  
**For the Period October 1, 2023 - April 30, 2024**

Meeder Public Funds  
 901 S. MoPac  
 Suite 300  
 Austin, TX 78746  
 -

Projected Trans. Date	Investment #	Fund	Security ID	Transaction Type	Issuer	Par Value	Original Cost	Principal	Interest	Total
<b>October 2023</b>										
10/07/2023	10153	GEN	3130AQLR2	Call	FHLB Call Note	2,500,000.00	2,500,000.00	2,500,000.00	0.00	2,500,000.00
10/16/2023	10163	GEN	4497W1XG6	Maturity	ING Funding CP	3,000,000.00	2,892,143.33	3,000,000.00	0.00	3,000,000.00
10/27/2023	10165	GEN	3135GAH20	Interest	FNMA Call Note	0.00	0.00	0.00	84,000.00	84,000.00
10/27/2023	10165	GEN	3135GAH20	Call	FNMA Call Note	3,200,000.00	3,200,000.00	3,200,000.00	0.00	3,200,000.00
10/28/2023	10152	QSCB	3130AQJM6	Call	FHLB Call Note	3,000,000.00	2,996,100.00	3,000,000.00	0.00	3,000,000.00
<b>Total for October 2023</b>						<b>11,700,000.00</b>	<b>11,588,243.33</b>	<b>11,700,000.00</b>	<b>84,000.00</b>	<b>11,784,000.00</b>
<b>November 2023</b>										
11/01/2023	10166	QSCB	3134GYQP0	Interest	FHLMC Call Note	0.00	0.00	0.00	68,316.25	68,316.25
11/01/2023	10166	QSCB	3134GYQP0	Call	FHLMC Call Note	2,542,000.00	2,542,000.00	2,542,000.00	0.00	2,542,000.00
11/18/2023	10150	GEN	3130APQM0	Interest	FHLB Call Note	0.00	0.00	0.00	15,000.00	15,000.00
11/18/2023	10150	GEN	3130APQM0	Call	FHLB Call Note	3,000,000.00	3,000,000.00	3,000,000.00	0.00	3,000,000.00
11/22/2023	10151	GEN	3130APQU2	Maturity	FHLB Call Note	2,000,000.00	2,000,000.00	2,000,000.00	6,500.00	2,006,500.00
11/28/2023	10156	GEN	3130AQYM9	Call	FHLB Step Note	4,500,000.00	4,500,000.00	4,500,000.00	0.00	4,500,000.00
<b>Total for November 2023</b>						<b>12,042,000.00</b>	<b>12,042,000.00</b>	<b>12,042,000.00</b>	<b>89,816.25</b>	<b>12,131,816.25</b>
<b>December 2023</b>										
12/01/2023	10161	QSCB	578060EQ4	Interest	Mayes County OK ISD	0.00	0.00	0.00	26,400.00	26,400.00
<b>Total for December 2023</b>						<b>0.00</b>	<b>0.00</b>	<b>0.00</b>	<b>26,400.00</b>	<b>26,400.00</b>
<b>January 2024</b>										
01/28/2024	10152	QSCB	3130AQJM6	Interest	FHLB Call Note	0.00	0.00	0.00	18,750.00	18,750.00
01/28/2024	10168	QSCB	3130AKQX7	Interest	FHLB Call Note	0.00	0.00	0.00	9,940.00	9,940.00
01/30/2024	10164	GEN	3130AUQC1	Maturity	FHLB Note	5,000,000.00	5,000,000.00	5,000,000.00	121,875.00	5,121,875.00
<b>Total for January 2024</b>						<b>5,000,000.00</b>	<b>5,000,000.00</b>	<b>5,000,000.00</b>	<b>150,565.00</b>	<b>5,150,565.00</b>
<b>February 2024</b>										
02/01/2024	10169	QSCB	882669CO5	Interest	Texas St Public Fin Auth Rev	0.00	0.00	0.00	11,564.00	11,564.00
02/07/2024	10153	GEN	3130AQLR2	Maturity	FHLB Call Note	2,500,000.00	2,500,000.00	2,500,000.00	12,500.00	2,512,500.00
02/28/2024	10156	GEN	3130AQYM9	Interest	FHLB Step Note	0.00	0.00	0.00	56,250.00	56,250.00
<b>Total for February 2024</b>						<b>2,500,000.00</b>	<b>2,500,000.00</b>	<b>2,500,000.00</b>	<b>80,314.00</b>	<b>2,580,314.00</b>
<b>March 2024</b>										

**McAllen ISD**  
**Projected Cashflow Report**  
**For the Period October 1, 2023 - April 30, 2024**

Projected Trans. Date	Investment #	Fund	Security ID	Transaction Type	Issuer	Par Value	Original Cost	Principal	Interest	Total
<b>March 2024</b>										
03/18/2024	10171	GEN	63307LCJ8	Maturity	Nat'l Bank of Canada CP	2,000,000.00	1,936,506.11	2,000,000.00	0.00	2,000,000.00
<b>Total for March 2024</b>						<b>2,000,000.00</b>	<b>1,936,506.11</b>	<b>2,000,000.00</b>	<b>0.00</b>	<b>2,000,000.00</b>
<b>April 2024</b>										
04/27/2024	10165	GEN	3135GAH20	Interest	FNMA Call Note	0.00	0.00	0.00	84,000.00	84,000.00
<b>Total for April 2024</b>						<b>0.00</b>	<b>0.00</b>	<b>0.00</b>	<b>84,000.00</b>	<b>84,000.00</b>
<b>GRAND TOTALS:</b>						<b>33,242,000.00</b>	<b>33,066,749.44</b>	<b>33,242,000.00</b>	<b>515,095.25</b>	<b>33,757,095.25</b>



**McAllen ISD**  
**Texas Compliance Change in Val Report**  
**Sorted by Fund**  
**July 1, 2023 - September 30, 2023**

Meeder Public Funds  
 901 S. MoPac  
 Suite 300  
 Austin, TX 78746  
 -

Inv #	Issuer	Fund	Purch Date	Interest Accrual	Beginning Book Value	Purchases/ Additions	Redemptions	Change in Value	Ending Book Value
Cusip	Par Value	YTM	Mat Date	Interest Received	Beginning Market Value				Ending Market Value
<b>Fund: Activity Fund</b>									
10020	FBPC	ACT	07/01/2023	17,508.36	2,043,542.38	496,484.62	282,980.65	213,503.97	2,257,046.35
999915	2,257,046.35	2.790	/ /	20,748.13	2,043,542.38	496,484.62	282,980.65	213,503.97	2,257,046.35
<b>Sub Totals For: Fund: Activity Fund</b>				17,508.36	2,043,542.38	496,484.62	282,980.65	213,503.97	2,257,046.35
				20,748.13	2,043,542.38	496,484.62	282,980.65	213,503.97	2,257,046.35
<b>Fund: Clearing Fund</b>									
10019	FBPC	CLEAR	07/01/2023	30,800.51	3,760,530.74	69,715,280.60	69,007,597.42	707,683.18	4,468,213.92
999914	4,468,213.92	2.790	/ /	35,040.17	3,760,530.74	69,715,280.60	69,007,597.42	707,683.18	4,468,213.92
<b>Sub Totals For: Fund: Clearing Fund</b>				30,800.51	3,760,530.74	69,715,280.60	69,007,597.42	707,683.18	4,468,213.92
				35,040.17	3,760,530.74	69,715,280.60	69,007,597.42	707,683.18	4,468,213.92
<b>Fund: Capital Projects Fun</b>									
10101	LSCORP	CP	12/18/2019	5,499.09	399,207.86	5,499.09	0.00	5,499.09	404,706.95
108906G	404,706.95	5.530	/ /	5,499.09	399,207.86	5,499.09	0.00	5,499.09	404,706.95
10102	LSGOVT	CP	12/18/2019	5,214.44	392,812.17	5,214.44	0.00	5,214.44	398,026.61
108906H	398,026.61	5.320	/ /	5,214.44	392,812.17	5,214.44	0.00	5,214.44	398,026.61
10103	FBPC	CP	07/01/2023	17,784.27	22,745.99	10,545,589.54	4,582,270.92	5,963,318.62	5,986,064.61
999922	5,986,064.61	2.790	/ /	7,967.20	22,745.99	10,545,589.54	4,582,270.92	5,963,318.62	5,986,064.61
10108	LSCORP	CP	02/21/2020	55,068.08	4,652,627.08	55,068.08	1,850,000.00	-1,794,931.92	2,857,695.16
108906I	2,857,695.16	5.530	/ /	55,068.08	4,652,627.08	55,068.08	1,850,000.00	-1,794,931.92	2,857,695.16
10109	FBPC	CP	07/01/2023	5,965.60	8,267.06	3,375,402.49	931,418.64	2,443,024.04	2,451,291.10
SYS10109	2,451,291.10	2.790	/ /	959.81	8,267.06	3,375,402.49	931,418.64	2,443,024.04	2,451,291.10
10113	LSGOVT	CP	03/12/2020	46,936.50	3,935,905.09	396,936.50	1,500,000.00	-1,103,063.50	2,832,841.59
108906J	2,832,841.59	5.320	/ /	46,936.50	3,935,905.09	396,936.50	1,500,000.00	-1,103,063.50	2,832,841.59

**McAllen ISD**  
**Texas Compliance Change in Val Report**  
**July 1, 2023 - September 30, 2023**

Inv #	Issuer	Fund	Purch Date	Interest Accrual	Beginning Book Value				Ending Book Value
Cusip	Par Value	YTM	Mat Date	Interest Received	Beginning Market Value	Purchases/ Additions	Redemptions	Change in Value	Ending Market Value
<b>Sub Totals For: Fund: Capital Projects Fun</b>				136,467.98	9,411,565.25	14,383,710.14	8,863,689.56	5,519,060.77	14,930,626.02
				121,645.12	9,411,565.25	14,383,710.14	8,863,689.56	5,519,060.77	14,930,626.02
<b>Fund: Debt Service Fund</b>									
10023	FBPC	DS	07/01/2023	1,086.92	102,718.62	713,726.94	698,707.75	15,019.19	117,737.81
999918	117,737.81	2.790	/ /	1,207.75	102,718.62	713,726.94	698,707.75	15,019.19	117,737.81
10032	LSCORP	DS	10/22/2015	21,833.86	1,933,481.24	130,805.04	700,000.00	-569,194.96	1,364,286.28
108906B	1,364,286.28	5.530	/ /	21,833.86	1,933,481.24	130,805.04	700,000.00	-569,194.96	1,364,286.28
10089	LSGOVT	DS	08/05/2019	22,311.84	1,680,786.10	22,311.84	0.00	22,311.84	1,703,097.94
108906C	1,703,097.94	5.320	/ /	22,311.84	1,680,786.10	22,311.84	0.00	22,311.84	1,703,097.94
<b>Sub Totals For: Fund: Debt Service Fund</b>				45,232.62	3,716,985.96	866,843.82	1,398,707.75	-531,863.93	3,185,122.03
				45,353.45	3,716,985.96	866,843.82	1,398,707.75	-531,863.93	3,185,122.03
<b>Fund: General Fund</b>									
10003	LSCORP	GEN	11/01/2014	353,486.27	29,123,297.18	72,975,265.31	62,250,803.92	10,724,461.39	39,847,758.57
108906	39,847,758.57	5.530	/ /	353,486.27	29,123,297.18	72,975,265.31	62,250,803.92	10,724,461.39	39,847,758.57
10022	FBPC	GEN	07/01/2023	72,609.83	7,377,897.42	100,944,598.66	103,905,129.66	-2,960,531.00	4,417,366.42
999917	4,417,366.42	2.790	/ /	79,659.85	7,377,897.42	100,944,598.66	103,905,129.66	-2,960,531.00	4,417,366.42
10034	TXPPRM	GEN	11/03/2015	153,821.96	11,063,796.09	153,821.96	0.00	153,821.96	11,217,618.05
999920	11,217,618.05	5.551	/ /	153,821.96	11,063,796.09	153,821.96	0.00	153,821.96	11,217,618.05
10090	LSGOVT	GEN	08/05/2019	237,018.29	16,637,142.46	12,237,018.29	14,000,000.00	-1,762,981.71	14,874,160.75
108906D	14,874,160.75	5.320	/ /	237,018.29	16,637,142.46	12,237,018.29	14,000,000.00	-1,762,981.71	14,874,160.75
10092	TXPOOL	GEN	08/05/2019	145,946.83	10,982,045.30	145,946.83	0.00	145,946.83	11,127,992.13
999921	11,127,992.13	5.321	/ /	145,946.83	10,982,045.30	145,946.83	0.00	145,946.83	11,127,992.13
10099	LSCO+	GEN	11/18/2019	0.00	0.00	0.00	0.00	0.00	0.00
108906F	0.00	0.000	/ /	0.00	0.00	0.00	0.00	0.00	0.00
10142	WESTHT	GEN	07/08/2021	0.00	1,000,000.00	0.00	1,000,000.00	-1,000,000.00	0.00
953107AB5	0.00	0.000	07/01/2023	2,330.00	1,000,000.00	0.00	1,000,000.00	-1,000,000.00	0.00

**McAllen ISD**  
**Texas Compliance Change in Val Report**  
**July 1, 2023 - September 30, 2023**

Inv #	Issuer	Fund	Purch Date	Interest Accrual	Beginning Book Value				Ending Book Value
Cusip	Par Value	YTM	Mat Date	Interest Received	Beginning Market Value	Purchases/ Additions	Redemptions	Change in Value	Ending Market Value
10143	FHLBC	GEN	08/18/2021	783.33	2,400,000.00	0.00	2,400,000.00	-2,400,000.00	0.00
3130ANDP2	0.00	0.000	08/18/2023	3,000.00	2,384,160.89	0.00	2,400,000.00	-2,384,160.89	0.00
10145	OKCOSD	GEN	09/23/2021	916.67	1,100,364.99	0.00	1,100,000.00	-1,100,364.99	0.00
678720KM4	0.00	0.000	09/01/2023	2,750.00	1,091,343.00	0.00	1,100,000.00	-1,091,343.00	0.00
10148	PORTNW	GEN	10/15/2021	0.00	1,505,000.00	0.00	1,505,000.00	-1,505,000.00	0.00
73358W4V3	0.00	0.000	07/01/2023	8,172.15	1,505,000.00	0.00	1,505,000.00	-1,505,000.00	0.00
10150	FHLBC	GEN	11/18/2021	7,500.00	3,000,000.00	0.00	0.00	0.00	3,000,000.00
3130APQM0	3,000,000.00	1.000	11/18/2024	0.00	2,823,937.65	0.00	0.00	27,698.34	2,851,635.99
10151	FHLBC	GEN	11/22/2021	3,250.00	2,000,000.00	0.00	0.00	0.00	2,000,000.00
3130APQU2	2,000,000.00	0.650	11/22/2023	0.00	1,961,886.80	0.00	0.00	24,422.08	1,986,308.88
10153	FHLBC	GEN	02/07/2022	6,250.00	2,500,000.00	0.00	0.00	0.00	2,500,000.00
3130AQLR2	2,500,000.00	1.000	02/07/2024	12,500.00	2,431,964.85	0.00	0.00	28,470.95	2,460,435.80
10156	FHLBS	GEN	02/28/2022	28,125.00	4,500,000.00	0.00	0.00	0.00	4,500,000.00
3130AQYM9	4,500,000.00	2.083	02/28/2025	56,250.00	4,380,891.39	0.00	0.00	27,494.01	4,408,385.40
10162	FFCBC	GEN	10/31/2022	16,215.28	4,999,905.66	0.00	5,000,000.00	-4,999,905.66	0.00
3133ENV98	0.00	0.000	07/26/2023	116,750.00	4,997,516.10	0.00	5,000,000.00	-4,997,516.10	0.00
10163	INGFD	GEN	01/27/2023	0.00	2,955,951.67	0.00	0.00	37,873.33	2,993,825.00
4497W1XG6	3,000,000.00	5.149	10/16/2023	0.00	2,950,644.00	0.00	0.00	41,784.00	2,992,428.00
10164	FHLB	GEN	01/30/2023	60,937.50	5,000,000.00	0.00	0.00	0.00	5,000,000.00
3130AUQC1	5,000,000.00	4.875	01/30/2024	121,875.00	4,981,854.75	0.00	0.00	7,007.10	4,988,861.85
10165	FNMAC	GEN	04/28/2023	42,000.00	3,200,000.00	0.00	0.00	0.00	3,200,000.00
3135GAH20	3,200,000.00	5.254	01/27/2025	0.00	3,174,584.58	0.00	0.00	875.29	3,175,459.87
10167	JERDEV	GEN	05/24/2023	41,444.73	2,516,174.51	0.00	0.00	-5,939.19	2,510,235.32
476637AU7	2,495,000.00	5.516	05/24/2024	0.00	2,520,174.55	0.00	0.00	-8,333.30	2,511,841.25

**McAllen ISD**  
**Texas Compliance Change in Val Report**  
**July 1, 2023 - September 30, 2023**

Inv #	Issuer	Fund	Purch Date	Interest Accrual	Beginning Book Value	Purchases/ Additions	Redemptions	Change in Value	Ending Book Value
Cusip	Par Value	YTM	Mat Date	Interest Received	Beginning Market Value				Ending Market Value
10170	MUFGBK	GEN	08/25/2023	0.00	0.00	2,876,310.00	0.00	2,893,515.00	2,893,515.00
62479LEH4	3,000,000.00	5.890	05/17/2024	0.00	0.00	2,876,310.00	0.00	2,891,274.00	2,891,274.00
10171	NABKCN	GEN	08/28/2023	0.00	0.00	1,936,506.11	0.00	1,947,140.55	1,947,140.55
63307LCJ8	2,000,000.00	5.928	03/18/2024	0.00	0.00	1,936,506.11	0.00	1,946,808.00	1,946,808.00
<b>Sub Totals For: Fund: General Fund</b>				1,170,305.69	111,861,575.28	191,269,467.16	191,160,933.58	168,036.51	112,029,611.79
				1,293,560.35	111,388,137.01	191,269,467.16	191,160,933.58	310,197.95	111,698,334.96
<b>Fund: Plan 457 Fund</b>									
10021	FBPC	PLAN457	07/01/2023	0.00	0.00	0.00	0.00	0.00	0.00
999916	0.00	0.000	/ /	0.00	0.00	0.00	0.00	0.00	0.00
<b>Sub Totals For: Fund: Plan 457 Fund</b>				0.00	0.00	0.00	0.00	0.00	0.00
				0.00	0.00	0.00	0.00	0.00	0.00
<b>Fund: Proprietary Fund</b>									
10024	FBPC	PROP	07/01/2023	13,206.29	2,499,919.45	7,081,415.90	7,949,492.64	-868,076.74	1,631,842.71
999919	1,631,842.71	2.790	/ /	20,067.21	2,499,919.45	7,081,415.90	7,949,492.64	-868,076.74	1,631,842.71
10025	LSCORP	PROP	08/05/2015	47,554.58	3,452,238.03	47,554.58	0.00	47,554.58	3,499,792.61
108906A	3,499,792.61	5.530	/ /	47,554.58	3,452,238.03	47,554.58	0.00	47,554.58	3,499,792.61
10091	LSGOVT	PROP	08/05/2019	45,723.80	3,444,445.63	45,723.80	0.00	45,723.80	3,490,169.43
108906E	3,490,169.43	5.320	/ /	45,723.80	3,444,445.63	45,723.80	0.00	45,723.80	3,490,169.43
<b>Sub Totals For: Fund: Proprietary Fund</b>				106,484.67	9,396,603.11	7,174,694.28	7,949,492.64	-774,798.36	8,621,804.75
				113,345.59	9,396,603.11	7,174,694.28	7,949,492.64	-774,798.36	8,621,804.75
<b>Fund: QSCB - Reserve Fund</b>									
10014	BNYC	QSCB	07/01/2023	0.00	0.00	6,977,467.30	4,445,236.53	2,479,148.31	2,479,148.31
882521	2,479,148.31	0.000	/ /	0.00	0.00	6,977,467.30	4,445,236.53	2,479,148.31	2,479,148.31
10144	FHLBC	QSCB	08/18/2021	652.78	2,000,000.00	0.00	2,000,000.00	-2,000,000.00	0.00
3130ANDP2	0.00	0.000	08/18/2023	2,500.00	1,986,800.74	0.00	2,000,000.00	-1,986,800.74	0.00

**McAllen ISD**  
**Texas Compliance Change in Val Report**  
**July 1, 2023 - September 30, 2023**

Inv #	Issuer	Fund	Purch Date	Interest Accrual	Beginning Book Value				Ending Book Value
Cusip	Par Value	YTM	Mat Date	Interest Received	Beginning Market Value	Purchases/ Additions	Redemptions	Change in Value	Ending Market Value
10146	OKCOSD	QSCB	09/23/2021	1,666.67	2,000,663.61	0.00	2,000,000.00	-2,000,663.61	0.00
678720KM4	0.00	0.000	09/01/2023	5,000.00	1,984,260.00	0.00	2,000,000.00	-1,984,260.00	0.00
10149	PORTNW	QSCB	10/15/2021	0.00	2,500,000.00	0.00	2,500,000.00	-2,500,000.00	0.00
73358W4V3	0.00	0.000	07/01/2023	13,575.00	2,500,000.00	0.00	2,500,000.00	-2,500,000.00	0.00
10152	FHLBC	QSCB	01/28/2022	9,375.00	3,000,000.00	0.00	0.00	0.00	3,000,000.00
3130AQJM6	3,000,000.00	1.294	01/28/2025	18,750.00	2,817,571.50	0.00	0.00	18,117.18	2,835,688.68
10161	MAYES	QSCB	06/29/2022	13,200.00	1,603,731.10	0.00	0.00	-1,017.57	1,602,713.53
578060EQ4	1,600,000.00	2.384	06/01/2024	0.00	1,564,352.00	0.00	0.00	9,168.00	1,573,520.00
10166	FHLMCC	QSCB	05/01/2023	34,158.13	2,542,000.00	0.00	0.00	0.00	2,542,000.00
3134GYQP0	2,542,000.00	5.375	05/01/2025	0.00	2,523,916.92	0.00	0.00	-725.92	2,523,191.00
10168	FHLBC	QSCB	08/03/2023	3,202.89	0.00	2,559,663.60	0.00	2,577,830.65	2,577,830.65
3130AKQX7	2,840,000.00	4.969	01/28/2026	0.00	0.00	2,559,663.60	0.00	2,559,805.97	2,559,805.97
10169	TXSTPF	QSCB	08/25/2023	2,312.80	0.00	1,883,754.95	0.00	1,891,203.38	1,891,203.38
882669CQ5	2,065,000.00	4.995	02/01/2026	0.00	0.00	1,883,754.95	0.00	1,879,397.80	1,879,397.80
<b>Sub Totals For: Fund: QSCB - Reserve Fund</b>				64,568.27	13,646,394.71	11,420,885.85	10,945,236.53	446,501.16	14,092,895.87
				39,825.00	13,376,901.16	11,420,885.85	10,945,236.53	473,850.60	13,850,751.76
<b>Fund: QSCB - Debt Service</b>									
10040	BNYC	QSCBDS	07/01/2023	0.00	0.00	384,100.50	384,100.50	0.00	0.00
882520	0.00	0.000	/ /	0.00	0.00	384,100.50	384,100.50	0.00	0.00
<b>Sub Totals For: Fund: QSCB - Debt Service</b>				0.00	0.00	384,100.50	384,100.50	0.00	0.00
				0.00	0.00	384,100.50	384,100.50	0.00	0.00
<b>Report Grand Totals:</b>				1,571,368.10	153,837,197.43	295,711,466.97	289,992,738.63	5,748,123.30	159,585,320.73
				1,669,517.81	153,094,265.61	295,711,466.97	289,992,738.63	5,917,634.18	159,011,899.79

Meeder Public Funds, Inc., is a registered investment adviser with the Securities and Exchange Commission (SEC) under the Investment Advisers Act of 1940. Registration with the SEC does not imply a certain level of skill or training. The opinions expressed in this presentation are those of Meeder Public Funds, Inc. The material presented has been derived from sources considered to be reliable, but the accuracy and completeness cannot be guaranteed.

Meeder provides monthly statements for its investment management clients to provide information about the investment portfolio. The information should not be used for audit or confirmation purposes. Please review your custodial statements and report any inaccuracies or discrepancies.

Certain information and data have been supplied by unaffiliated third parties. Although Meeder believes the information is reliable, it cannot warrant the accuracy of information offered by third parties. Market value may reflect prices received from pricing vendors when current market quotations are not available. Prices may not reflect firm bids or offers and may differ from the value at which the security can be sold.

Statements may include positions from unmanaged accounts provided for reporting purposes. Unmanaged accounts are managed directly by the client and are not included in the accounts managed by the investment adviser. This information is provided as a client convenience and the investment adviser assumes no responsibility for performance of these accounts or the accuracy of the data reported.

**Investing involves risk. Past performance is no guarantee of future results. Debt and fixed income securities are subject to credit and interest rate risk. The investment return and principal value of an investment will fluctuate so that an investors shares, when redeemed, may be worth more or less than their original cost. Current performance may be lower or higher than the performance data quoted.**

Investment advisory services are provided through Meeder Public Funds, Inc. Please contact us if you would like to receive a copy of our current ADV disclosure brochure or privacy policy.

#### **Meeder Public Funds**

Barton Oaks Plaza I  
901 S. MoPac Expy  
Suite 300  
Austin, Texas  
78746

866.633.3371

**BOARD AGENDA REPORT  
MCALLEN INDEPENDENT SCHOOL DISTRICT**

**MEETING DATE:** November 13, 2023

**Attachment:**

**SUBMITTED BY:** *Laura Williams*  
Laura Williams (Nov 7, 2023 09:33 CST)

**SUPERVISOR:** *[Signature]*

**Approved for presentation to the Board of Education:**

*[Signature]*



## Resolution

WHEREAS The McAllen ISD Board of Trustees finds it in the best interest of the students and staff of McAllen ISD that grant projects be applied for and operated.

WHEREAS The McAllen ISD Board of Trustees agrees to provide applicable matching funds for the said project as required by the Office of the Governor grant application; and

WHEREAS The McAllen ISD Board of Trustees agrees that in the event of loss or misuse of the Office of the Governor funds, The McAllen ISD Board of Trustees assures that the funds will be returned to the Office of the Governor in full.

WHEREAS The McAllen ISD Board of Trustees designates Dr. Rosalba De Hoyos, Interim Superintendent of McAllen ISD as the grantee's authorized official. The authorized official is given the power to apply for, accept, reject, alter, or terminate the grant on behalf of McAllen ISD.

NOW THEREFORE, BE IT RESOLVED that The McAllen ISD Board of Trustees approves the submission of grant applications to the Office of the Governor.

Signed by:

\_\_\_\_\_  
Rosalba De Hoyos, Ed. D., Interim Superintendent

\_\_\_\_\_  
Debbie Crane-Aliseda, President Board of Trustees

Date passed and approved:

Grant Number: 4794601



## Resolution

WHEREAS The McAllen ISD Board of Trustees finds it in the best interest of the students and staff of McAllen ISD that grant projects be applied for and operated.

WHEREAS The McAllen ISD Board of Trustees agrees to provide applicable matching funds for the said project as required by the Office of the Governor grant application; and

WHEREAS The McAllen ISD Board of Trustees agrees that in the event of loss or misuse of the Office of the Governor funds, The McAllen ISD Board of Trustees assures that the funds will be returned to the Office of the Governor in full.

WHEREAS The McAllen ISD Board of Trustees designates Dr. Rosalba De Hoyos, Interim Superintendent of McAllen ISD as the grantee's authorized official. The authorized official is given the power to apply for, accept, reject, alter, or terminate the grant on behalf of McAllen ISD.

NOW THEREFORE, BE IT RESOLVED that The McAllen ISD Board of Trustees approves the submission of grant applications to the Office of the Governor.

Signed by:

\_\_\_\_\_  
Rosalba De Hoyos, Ed. D., Interim Superintendent

\_\_\_\_\_  
Debbie Crane-Aliseda, President Board of Trustees

Date passed and approved:

Grant Number: 4612901

**BOARD AGENDA REPORT  
McALLEN INDEPENDENT SCHOOL DISTRICT**

**MEETING DATE:** November 13, 2023

**BOARD AGENDA REPORT  
McALLEN INDEPENDENT SCHOOL DISTRICT**

**MEETING DATE:** November 13, 2023

Attachment:

**SUBMITTED BY:** \_\_\_\_\_

**SUPERVISOR:** 

**Approved for presentation to the Board of Education:**



Description	A	B	C		D	E
	Original Budget	Revised Budget 09/30/2023	Budget Amendments Under Consideration		Revised Budget 10/31/2023	
			Revisions	Transfers		
<b>Unaudited Fund Balance</b>	<b>134,836,210</b>	<b>134,836,210</b>				<b>134,836,210</b>
Revenues:						
Local:						
Property Taxes	87,833,337	87,833,337				87,833,337
Interest Income	3,960,000	3,960,000				3,960,000
Other Local Income	2,309,887	2,367,795	525,197			2,892,992
State:	123,728,809	123,728,809				123,728,809
Federal:	23,679,760	23,864,162				23,864,162
Other Sources:	0	5,160				5,160
<b>Total Revenues</b>	<b>241,511,793</b>	<b>241,759,263</b>	<b>525,197</b>	<b>0</b>		<b>242,284,460</b>
Expenditures:						
11 Instruction	131,841,014	133,286,243	2,738,195	(32,386)		135,992,052
12 Inst. Res. & Media Services	3,542,411	3,550,041		2,195		3,552,236
13 Curriculum Dev. & Inst. Staff Dev.	4,375,854	4,404,151		36,537		4,440,688
21 Inst. Leadership	3,680,515	3,185,901	250,000	(60,180)		3,375,721
23 School Leadership	13,525,111	13,442,407		(1,104)		13,441,303
31 Guid., Counseling & Eval. Ser.	10,227,481	9,837,766	197	8,078		9,846,041
32 Social Work Services	2,243,964	2,257,930				2,257,930
33 Health Services	2,996,732	2,997,288	3,959	1,836		3,003,083
34 Student (Pupil) Trans.	4,230,015	4,339,616		(5,374)		4,334,242
35 Food Services	20,250,856	20,574,609	427,102	302		21,002,013
36 Curricular/Extracurricular Act.	10,078,335	10,998,484	100,000	1,699		11,100,183
41 General Administration	8,239,431	8,443,485	107,500	17,627		8,568,612
51 Plant Maint. & Operations	19,371,239	21,750,405	529,200	12,667		22,292,272
52 Security and Monitoring Serv.	4,848,855	6,932,160	191,804	22,562		7,146,526
53 Data Processing Services	5,738,354	5,952,306	856,000	(72,528)		6,735,778
61 Community Services	112,825	117,044		400		117,444
71 Debt Service	4,477,486	4,805,764		19		4,805,783
81 Fac. Acquisition & Const.	15,142,749	18,253,218	(25,324)	67,650		18,295,544
95 Pmt. to Juv. Justice Alt. Ed. Prg.	40,000	40,000				40,000
99 Other Intergovernmental Charges	1,048,026	1,048,026				1,048,026
Other Uses	0	1,146,018				1,146,018
<b>Total Expenditures</b>	<b>266,011,253</b>	<b>277,362,862</b>	<b>5,178,633</b>	<b>0</b>		<b>282,541,495</b>
			246			
<b>Preliminary Ending Fund Balance</b>	<b>110,336,750</b>	<b>99,232,611</b>	<b>(4,653,436)</b>	<b>0</b>		<b>94,579,175</b>

**GENERAL FUND**  
**Revisions**

**REVENUES:**

**Other Sources**

- Increase to General Fund Balance for April 2023 Wind Damage Loss Insurance Payment	\$ 525,000	
- Increase to General Fund Balance for United Way Donation	197	
Grand Total		\$ 525,197

**EXPENDITURES:**

Function 11 - Assigned Fund Balance for Fund 199 General Fund - Longevity Pay	\$ 2,000,000	
- Assigned Fund Balance for Fund 199 General Fund - Printing Materials for Sharon Wells and Pearlized Math	146,244	
- Transfer from Fund Balance for Fund 162 Career & Technical Education - Computers, Smartboards, Laptop Accessories, Supplemental Substitute Expenditures	541,951	
- Assigned Fund Balance for Fund 199 General Fund - AP Exams	50,000	2,738,195
Function 21 - Assigned Fund Balance for Fund 199 General Fund - Advanced Academics Additional Funding	\$ 250,000	250,000
Function 31 - Increase to General Fund Balance for United Way Donation	\$ 197	197
Function 33 - Assigned Fund Balance for Fund 199 General Fund - Health Service CPR Training	\$ 3,959	3,959
Function 35 - Transfer from Fund Balance for Fund 101 Food Service - Kitchen Renovations - Wilson, Roosevelt, Rayburn and Garza Elementary Schools	\$ 427,102	427,102
Function 36 - Assigned Fund Balance for Fund 199 General Fund - McHi Auditorium Sound System	\$ 100,000	100,000
Function 41 - Assigned Fund Balance for Fund 199 General Fund - Voter Approved Ratification Election Expenses and Purchasing Bid Advertising Expenses	\$ 107,500	107,500
Function 51 - Transfer from Fund Balance for Fund 162 Career & Technical Education - Agricultural Farm Storage	\$ 4,200	
- Increase to Fund 199 General Fund - April 2023 Wind Damage Expenses	525,000	529,200
Function 52 - Assigned Fund Balance for Fund 199 General Fund - Body Cameras, Portable Radios, and Vehicle Units	\$ 191,804	191,804
Function 53 - Assigned Fund Balance for Fund 199 General Fund - Chromebook Chargers	\$ 74,000	
Assigned Fund Balance for Fund 199 General Fund - Digital Security Controls for High Schools	60,000	
Assigned Fund Balance for Fund 199 General Fund - Intercom Installations for Castaneda, McAuliffe and Lamar	450,000	
Assigned Fund Balance for Fund 199 General Fund - Uninterruptible Power Supply District Wide	200,000	
Assigned Fund Balance for Fund 199 General Fund - Video Encoders for Elementary Campuses	47,000	
Assigned Fund Balance for Fund 199 General Fund - Sungard Software	25,000	856,000
Function 81 - Decrease for Fund 194 ESSER II Local Fund - Adjustment to Committed Fund Balance from ESSER Fund Reclass	\$ (25,324)	(25,324)

**BOARD AGENDA REPORT  
MCALLEN INDEPENDENT SCHOOL DISTRICT**

**MEETING DATE:** November 13, 2023

**Attachment:**

**SUBMITTED BY:** *Natalia Goza*

**SUPERVISOR:** *Debbie C Aliseda*  
[Debbie C Aliseda \(Nov 7, 2023 16:22 CST\)](#)

**Approved for presentation to the Board of Education:**

*Rosalba DeHoyos*

**BOARD AGENDA REPORT  
MCALLEN INDEPENDENT SCHOOL DISTRICT**

**MEETING DATE:** November 13, 2023

**SUBJECT:** Discussion and Possible Action Regarding the Resolution of the Board of Trustees for McAllen Independent School District Expressing its votes for Appraisal District Directors for 2024-2025 Hidalgo County Appraisal District Board of Directors

**REFERENCE:** N/A

**BACKGROUND INFORMATION/REASON FOR BOARD CONSIDERATION:**

The McAllen Independent School District Board will determine its vote by written resolution and submit to the Chief Appraiser.

**ADMINISTRATIVE CONSIDERATIONS/FACTS AND ANALYSIS:**

On December 31, the 2023-2024 term ends for Directors of the Hidalgo County Appraisal District. It is now time for the District to vote on candidates for the 2024-2025 term through a resolution.

**LEGAL REVIEW:** None

**BUDGETARY CONSIDERATIONS:** None

**RECOMMENDED BOARD ACTION:**

That the Board of Trustees approve the resolution for the 2024-2025 Hidalgo County Appraisal District Board of Directors.

**SUBMITTED BY:** *Natalia Goza*

**SUPERVISOR:** *Debbie C Aliseda*  
Debbie C Aliseda (Nov 8, 2023 18:01 CST)

For further information contact:

Name: Natalia Goza

Office: 956-618-6094

eMail: natalie.goza@mcallsisd.net

**Approved for presentation to the Board of Education:**

*Rosalba De Hoyos*  
249  
**Superintendent of Schools**

Nov 8, 2023

# HIDALGO COUNTY APPRAISAL DISTRICT

## ADMINISTRATION

Rolando Garza, Chief Appraiser  
Jorge Gonzalez, Asst. Chief Appraiser  
Brent E Cavazos, Associate Chief Appraiser  
PO Box 208  
Edinburg, TX 78540-0208  
(956) 381-8466 (956) 565-2461



[www.hidalgoad.org](http://www.hidalgoad.org)

## BOARD OF DIRECTORS

Albert D. Cardenas	Chairman
Joe D. Olivarez	Vice-Chairman
Amador Requenez	Secretary
Richard A. Garza	Member
Eddy Betancourt	Member
Pablo "Paul" Villarreal, Jr.	Member

McAllen ISD Board President  
Ms. Debbie Crane Aliseda  
2000 N. 23<sup>rd</sup> St.  
McAllen TX 78501

Dear Ms. Aliseda,

As prescribed by Section 6.03 of the Texas Property Tax Code (TPTC), enclosed you will find the "Official Ballot" with the candidates' names and the number of votes you are authorized to cast in the election for the Board of Directors of the Hidalgo County Appraisal District. In addition, I have provided a condensed biography of each candidate that provided such and a list of the total vote distribution for all voting entities.

Five (5) Board of Directors are elected by vote of the eligible taxing units participating in the District, which governs the Hidalgo County Appraisal District. In addition to the five (5) elected Board of Directors, the County Tax/Assessor-Collector, Mr. Pablo "Paul" Villarreal Jr., serves as a non-voting Director.

The governing body of each eligible taxing unit may cast all its votes for one (1) candidate or distribute the votes among any number of candidates. Pursuant to Section 6.03(k-1) of the TPTC, each voting unit shall determine its vote by written resolution at the **first or second open meeting after receiving this notice** and submit it to the Chief Appraiser **not later than the third day following the date the resolution is adopted**. Please note that there is no provision for write-in candidates. Therefore, any vote cast for someone not listed on the ballot will be discarded.

The Chief Appraiser will count all timely submitted votes, declare the five candidates that receive the largest cumulative vote totals elected, and submit the results before December 31<sup>st</sup> to the governing body of all taxing units in the District and to the candidates.

Should you have any additional questions, please do not hesitate to contact me.

Sincerely,

A handwritten signature in cursive script that reads "Rolando Garza".

Rolando Garza, RPA  
Chief Appraiser

RG:plg

Enclosures

October 25, 2023

**2024-2025  
VOTING ENTITLEMENT  
HCAD BOARD OF DIRECTORS**

	2022 Tax Levied	2022 Total Levy	2022 Percent	Voting	2024 - 2025 Directorships	2024 - 2025 Official Votes
<b>Entity</b>						
Hidalgo County	\$ 264,653,740	\$ 1,050,933,873	25.183%	252	5	1,260
<b>Cities</b>						
Alamo	\$ 5,103,714	\$ 1,050,933,873	0.486%	5	5	25
Alton	\$ 3,103,203	\$ 1,050,933,873	0.295%	3	5	15
Donna	\$ 6,551,936	\$ 1,050,933,873	0.623%	6	5	30
Edcouch	\$ 622,717	\$ 1,050,933,873	0.059%	1	5	5
Edinburg	\$ 38,127,169	\$ 1,050,933,873	3.628%	36	5	180
Elsa	\$ 1,762,298	\$ 1,050,933,873	0.168%	2	5	10
Granjeno	\$ 30,754	\$ 1,050,933,873	0.003%	1	5	5
Hidalgo	\$ 3,085,315	\$ 1,050,933,873	0.294%	3	5	15
La Joya	\$ 1,209,519	\$ 1,050,933,873	0.115%	1	5	5
La Villa	\$ 661,394	\$ 1,050,933,873	0.063%	1	5	5
McAllen	\$ 58,106,007	\$ 1,050,933,873	5.529%	55	5	275
Mercedes	\$ 5,957,425	\$ 1,050,933,873	0.567%	6	5	30
Mission	\$ 28,910,952	\$ 1,050,933,873	2.751%	28	5	140
Palmview	\$ 3,676,160	\$ 1,050,933,873	0.350%	4	5	20
Penitas	\$ 1,711,540	\$ 1,050,933,873	0.163%	2	5	10
Progreso	\$ 967,912	\$ 1,050,933,873	0.092%	1	5	5
Pharr	\$ 28,727,505	\$ 1,050,933,873	2.734%	27	5	135
San Juan	\$ 10,077,462	\$ 1,050,933,873	0.959%	10	5	50
Sullivan City	\$ 739,543	\$ 1,050,933,873	0.070%	1	5	5
Weslaco	\$ 16,103,016	\$ 1,050,933,873	1.532%	15	5	75
<b>Schools</b>						
Donna	\$ 22,534,056	\$ 1,050,933,873	2.144%	21	5	105
Edcouch-Elsa	\$ 5,402,674	\$ 1,050,933,873	0.514%	5	5	25
Edinburg	\$ 91,362,000	\$ 1,050,933,873	8.693%	87	5	435
Hidalgo	\$ 8,845,402	\$ 1,050,933,873	0.842%	8	5	40
La Joya	\$ 41,386,168	\$ 1,050,933,873	3.938%	39	5	195
La Villa	\$ 1,808,783	\$ 1,050,933,873	0.172%	2	5	10
Lyford	\$ 198,030	\$ 1,050,933,873	0.019%	1	5	5
McAllen	\$ 96,621,136	\$ 1,050,933,873	9.194%	92	5	460
Mercedes	\$ 9,261,699	\$ 1,050,933,873	0.881%	9	5	45
Mission	\$ 31,332,081	\$ 1,050,933,873	2.981%	30	5	150
Monte Alto	\$ 2,193,628	\$ 1,050,933,873	0.209%	2	5	10
PSJA	\$ 70,777,785	\$ 1,050,933,873	6.735%	67	5	335
Progreso	\$ 3,013,695	\$ 1,050,933,873	0.287%	3	5	15
Sharyland	\$ 46,548,429	\$ 1,050,933,873	4.429%	44	5	220
So Tx College	\$ 75,735,089	\$ 1,050,933,873	7.206%	72	5	360
South Texas ISD	\$ 23,974,661	\$ 1,050,933,873	2.281%	23	5	115
Valley View	\$ 11,639,286	\$ 1,050,933,873	1.108%	11	5	55
Weslaco	\$ 28,409,990	\$ 1,050,933,873	2.703%	27	5	135
<b>GRAND TOTALS</b>	<b>\$ 1,050,933,873</b>		<b>100.000%</b>	<b>1002</b>		<b>5,015</b>

**RESOLUTION**

**STATE OF TEXAS**

**COUNTY OF HIDALGO**

**WHEREAS**, the Chief Appraiser of Hidalgo County Appraisal District has called for the election of the Hidalgo County Appraisal District Board of Directors; and

**WHEREAS**, McAllen Independent School District is entitled to cast a total of 460 votes in said election; and

**WHEREAS**, ballots must be cast at the first or second open meeting after receiving the ballot and must be returned not later than the third day following its adoption.

**NOW THEREFORE BE IT RESOLVED** by McAllen Independent School District does hereby cast

- \_\_\_\_\_ of 460 votes for **Betancourt, Eddie**
- \_\_\_\_\_ of 460 votes for **Cardenas, Albert**
- \_\_\_\_\_ of 460 votes for **Castillo, Fernando,**
- \_\_\_\_\_ of 460 votes for **Chapa, Mario**
- \_\_\_\_\_ of 460 votes for **Garcia, Pete**
- \_\_\_\_\_ of 460 votes for **Garza, Richard A.**
- \_\_\_\_\_ of 460 votes for **Gutierrez, Uvaldo**
- \_\_\_\_\_ of 460 votes for **Lozano, Antonio**
- \_\_\_\_\_ of 460 votes for **Olivarez, Joe D.**
- \_\_\_\_\_ of 460 votes for **Requenez, Amador**
- \_\_\_\_\_ of 460 votes for **Saldana, Ruben**

for Hidalgo County Appraisal Board of Directors.

**READ, PASSED AND APPROVED** at a regular meeting by the Board of Trustees for **McAllen Independent School District**, on this 13<sup>th</sup> of November 2023.

**By::** \_\_\_\_\_  
Debbie Aliseda, President, Board of Trustees

**Attest:** \_\_\_\_\_  
Sofia Peña, Secretary, Board of Trustees

# HIDALGO COUNTY APPRAISAL DISTRICT

**ADMINISTRATION**

Rolando Garza, Chief Appraiser  
 Jorge Gonzalez, Asst. Chief Appraiser  
 Brent E Cavazos, Associate Chief Appraiser  
 PO Box 208  
 Edinburg, TX 78540-0208  
 (956) 381-8466 (956) 565-2461



www.hidalgoad.org

**BOARD OF DIRECTORS**

Albert D. Cardenas	Chairman
Joe D. Olivarez	Vice-Chairman
Amador Requenez	Secretary
Richard A. Garza	Member
Eddy Betancourt	Member
Pablo "Paul" Villarreal, Jr.	Member

<p><b>Hidalgo County Appraisal District</b>                  4405 S. Professional Drive                  PO Box 208                  Edinburg TX 78540-0208  <b>OFFICIAL BALLOT</b>                  Election 2024-2025                  Appraisal District Board of Directors</p>	
<b>Entity: McAllen ISD</b>	<b>Authorized Votes: 460</b>
<b>Nominee</b>	<b># of Votes</b>
<b>Betancourt, Eddie</b>	
<b>Cardenas, Albert</b>	
<b>Castillo, Fernando</b>	
<b>Chapa Mario</b>	
<b>Garcia, Pete</b>	
<b>Garza, Richard A.</b>	
<b>Gutierrez, Uvaldo</b>	
<b>Lozano, Antonio</b>	
<b>Olivarez, Joe D.</b>	
<b>Requenez, Amador</b>	
<b>Saldana, Ruben</b>	

\_\_\_\_\_  
 Date Resolution Passed (attach resolution)

\_\_\_\_\_  
 Authorized Representative

cc: Finance Director of each entity

**EDDY BETANCOURT**  
805 N Ware Rd  
McAllen, TX 78501  
(956) 789-8891

---

## **Overview**

Results-driven construction and project manager with over 30 years of expertise as a superintendent, construction manager and construction business owner. History of concurrently directing multiple projects to successful completion through effective management and team collaboration. Continually strives to produce high quality Industrial, Commercial, Institutional, and Residential projects while adhering to a tight schedule and budget. Advanced understanding of customer needs with diligent attention to detail results in superior customer service and high levels of client satisfaction.

*Project Management / Budget & Finances / Personnel Acquisition & Training /*

*Team Management / Design & Development / Customer Relations / Multi-Site Management /*

*New Business Development*

## **Industry**

- Commercial Construction
- Commercial / Residential Real Estate
- Retail Automotive Accessories

## **Project Management/Leadership**

- Large Scale Construction management and implementation.
- Small Business Owner

## WORK EXPERIENCE

Aug 1984 to Present

### **R & B General Construction Co, Inc., President**

McAllen TX.

Administer construction budgets and supervise a staff of 60 full-time employees. Plan & design industrial warehouses and commercial ventures. Assist in the development of industrial facilities in various industrial parks. Coordinate development of residential homes and Multi project of renovations for commercial projects. Work closely with city municipalities, Engineers, Architects. Often present viable projects to city and county entities, and city officials to obtain necessary variances and permits for various private projects to meet city ordinances and overall governmental building codes. Development and Management of multi-million-dollar investment projects, specializing in the Cold Storage warehouse industry.

Oct 2015 to Dec. 2022

### **National Tire and Wheel, LLC Co-Owner and President.**

McAllen, TX

Purchased existing business on 10/22/2015.

Current sales have exceeded historical sales.

Feb 2012 to Present

### **E2H Investments, LLC, General Retail Partner Manager.**

McAllen, TX

Manage a Rent to Own Business.

Account Management

Sales

Marketing

Grew business to 8 locations in 48 months.

January 1992 - 1998

### **Century Forwarding Agency, Inc, Vice President**

Hidalgo, Texas

Manage export operation of the Agency specializing in exporting general goods for various Mexican and American corporations as well as managing. Just In-Time inventories for various fortune 500 companies. Successfully implemented all logistics for Wal-Mart Mexico and Wal-Mart USA specializing in their produce sector through various U.S and Mexican custom brokers with strict adherence to the NAFTA rules and regulations.

Aug 1987 - 1992

### **Technics Construction of Texas Inc.**

McAllen, TX.

Vice-President Administered construction budgets and supervised a staff of 30 full-time employees. Designed and Build warehouse storage facilities. Assisted in the Development of Industrial facilities. Coordinated all aspects of construction for residential homes and renovations of commercial projects.

**COMMUNITY SERVICES:**

Appointed to Texas Facilities Commission by Texas Governor Sept. 2020 to term expiring in 1/31/2023.

Most Recent Re-Appointment by Texas Governor as Commissioner for the Texas Facilities Commission and Confirmed by the Texas Senate with term Expiring in 1/31/2029.

Appointment as Member of Board of Directors Hidalgo County Appraisal District. By Hidalgo County Entities Terms 2020-22, 2022-2023

Appointed Member to Hidalgo County Appraisal District Review Board 2007 - 2012

Board Held Positions

- Member
- Secretary
- Chairman

**PROFESSIONAL DEVELOPMENT:**

University of Texas Pan-American - School of Business Continuing Education Real Estate, Appraisals, Marketing, Real Estate principles, Law and Contracts Mathematics, and Finance.

State Licensed in Real Estate # 0440351(1994)

Fluent in Reading and Writing Spanish

**EXTRA CURRICULAR ACTIVITIES:**

- ENACTUS Advisory Board (Students In Free Enterprise early 90's Alumni)
- Chairman entrepreneurship workshops,
- Small business development conference Invitee speaker
- Active supporter of Higher Education
- Golfing Activities, Fishing,
- Active in Daughter's School Outreach Programs
- Enjoy Family Trips


**FORMAL EDUCATION**

BBA (94)- Marketing and International Business, University of Texas Pan American

**OTHER**

Bilingual - Spanish/English.

**Albert Cardenas  
McAllen**



Current Board member of McAllen Public Utility Board

Current member Boys & Girls Club

Vice-President Easton Construction, dealing mainly with commercial projects with offices in McAllen and San Antonio

Served 6 years on the McAllen Planning & Zoning Board

Board Member Hidalgo County Appraisal District Board of Directors 2014-Current

# Mario Chapa

956-358-7796

Email: [Mario@mchapa.com](mailto:Mario@mchapa.com)

---

## SUMMARY OF QUALIFICATIONS

- 40 years experience in engineering and aviation environments, including domestic and international project management, system engineering, network management, installation and testing of airport/aviation communications systems.
- Experience in baggage system design and installation, including the acceptance testing of the integration of inline and stand alone baggage security systems at DFW, LAX, BOS, ORD, PHL, MFE, IAH, DAL, SJU, AUS, MIA, and TPA airports and contributed to problem resolution on those systems.
- Demonstrated ability to build rapport and resolve complex issues among multiple entities with conflicting interest including a telephone central office design problem, which had gone unresolved for 25 years.
- Extensive hands-on experience throughout career, including problem solving difficult technical issues.
- Self motivated, Can-Do-Attitude presenting integrity and professionalism to problem resolution.

## PROFESSIONAL EXPERIENCE MANAGEMENT

- Supervised the successful ACARS Upgrade project enhancing data radio communication between US airports and enroute aircraft. Resolved a firmware design problem with control unit. Identified a hardware design flaw in the proposed control equipment preventing unnecessary delay and expense.
- Managed the installation of a 400 position San Jan Puerto Rico Reservation Center on schedule and within budget including the integration of additional capacity and enhanced network management.
- Responsible for the procurement/shipping and maintenance of \$18 million dollars worth of communications equipment annually.
- Directed the procurement, installation and test check-out for material/baggage handling and cargo systems. Reviewed and revised technical specifications and related project drawings. Presented information to management on cost, schedule and budget.
- Lead design team of a governmental ship to shore HF project. Designed system from the ground up including basic control circuit board design and build, procurement of all parts, prototype development and testing, training manuals, operating procedures and installation.
- Supervised engineering staff to plan, develop and design complex communications networks including network management. This included responses and presentations to RFPs and RFQs.

## Mario Chapa Resume Cont'd

### ENGINEERING

- Designed T1 carrier span lines and provided field assistance for problem solving. Assisted Bell Labs engineers with the testing and problem resolution of the first T3 carrier system in Texas.
- Lead test teams with hands on involvement, including microwave path profile calculations, to upgrade performance of approximately 35 sites of the USAF Kanto Plains Microwave System near Tokyo Japan.
- Provided engineering expertise in problem solving issues of the Motorola Trunk Radio System and Centracom consoles, which provided mobile communications to DFW airport personnel.
- Established field support of the secure/non-secure HF voice/data network supporting Air Force One. Performed diagnostic testing and maintenance.
- Introduced to Sabre at American Airlines the IBM network computer. Upon my technical analysis and recommendation, the IBM network computer was installed and utilized by American Airlines travel agencies, airport ticket counters and other airline office environments.

### WORK HISTORY

Communications Officer	US Air Force
Engineer	SW Bell Telephone, Dallas, TX
Engineer	Rockwell International, Richardson, TX
Communications Director	Braniff International Airlines, Dallas, TX
Sr. Communications Engineer	Aeronautical Radio Inc, Annapolis MD
Regional Engineering Manager	General DataComm, Waterbury, CT
Communications Consultant	Self employed
International Communications	American Airlines, DFW Airport, TX
Project Manager	American Airlines, DFW Airport TX
Project Manager	BNP Associates, Danbury, CT
Project Manager	Ciara Associates, Herndon, VA

### EDUCATION


B.S. Electrical Engineering  
Texas A&I University – Now Texas A&M University-Kingsville

### OTHER

Private Pilot (Commercial and Instrument Ratings)

## MEET RICHARD. A. GARZA,

Richard A. Garza is a lifelong resident of the Rio Grande Valley. He first received his real estate license at the age of 18 then continued on to graduate with a BBA in Finance from Pan American University in Edinburg, TX. He first joined BIC Realty in 1977. As Richard continues working on sales in residential and commercial real estate, he has also represented many banks in selling REO properties. His knowledge of over 46 years of experience in the Real Estate Industry allows him to provide clients with versatile, multi-market expertise. In the mid 80's, Richard began purchasing tracts of land and developed them into residential/ranch-type subdivisions and has since developed and sold over 10,000 acres. As a Real Estate developer, his job entails coordinating the development with engineers, city officials, city staff, utility contractors, paving contractors, water suppliers, and surveyors creating robust loyal industry relationships. Over the years Richard has also founded and participates in BIC Investments, GR Land Corporation, Garco, LTD, BIC Development, Goldstar Holdings, Ice House Ranches, GR Inversiones, and Anacahuaitas companies. He is the previous Chairman of the Hidalgo County Appraisal District Board of Directors, Current Director of the Texas Land Developers Association, Current Member of the Santa Gertrudis Breeders International, Current Member of the Edinburg Chamber of commerce, Current Member of the McAllen Chamber of Commerce, Current Member of the McAllen Hispanic Chamber of Commerce and has participated/served his community in so many ways over his time in the Real Estate Industry.



10-23-2023

Antonio Lozano Jr.

Bio information for nomination as a candidate for the Board of Directors of the Hidalgo County Appraisal District

I am a retired educator with 36 years of experience. I graduated from Mercedes High School in 1970 and then earned my teaching certificate from Pan American University in 1976. While teaching for 8 years I continued my education and earned a Master's Degree in Educational Administration from Pan American University. While in Mercedes I worked at both the local Jr. High and High School as an asst. principal. After those experiences I was appointed as an Elementary Principal at Taylor Elementary. As my tenure continued in Mercedes I was also appointed to lead as Director of several local and federal programs. In Mercedes I spent 4 years as an elected City Commissioner and Mayor Pro Tem. After that I was appointed to the Mercedes Housing Authority where I spent 4 years as a member and Chair. In 1993 my family and I became residents of Pharr and I started serving my community as a Boys and Girls Club Director and later was appointed to the Pharr Housing Board where I served for 15 years as a member and Chair of the Board. After 25 years with Mercedes ISD, I started working with the PSJA ISD for a total of 11 years. While working for PSJA ISD I was appointed Principal of Buell Alternative High School for 4 years, Principal of North High School for 4 years and then finished my last 3 years as the Director of the newly established Energy Department. My family and I have been active members of St. Anne's Church in Pharr for over 20 years. I have been an active<sup>261</sup> member of the Knights of

Columbus for over 40 years in Mercedes and now currently an active member with the Knights of Columbus in Edinburg. My wife and I are proud home owners and taxpayers to our City, our School District and our County. We are proud to say we have never failed with that obligation. Though retired we believe it is our responsibility to continue to serve our Community, our Schools and our Church. Thank you for your consideration.

# Joe Daniel Olivarez

LNR Apartments

614 North Texas

956-463-5656

joe@LNRapts.com

---

## OBJECTIVE

As a member of the Weslaco community I would like to be known as a leader. Someone who inspires and motivates other to achieve their goals.

## EDUCATION —

University of Texas Austin  
Bachelors of Arts in  
Business Administration

## EXPERIENCE

*January 1999-Present*  
Owner • Olivarez Company

Manage, rent, renovate, build apartments and commercial offices.

## LEADERSHIP

Weslaco Economic Development Corporation  
10 years to present  
Hidalgo County Subdivision Review Board  
10 years to present  
Hidalgo County Appraisal District Review Board  
12 years  
Hidalgo County Appraisal District Board of Directors  
4 years


---

## REFERENCES

[Available upon request.]


---

**Amador Requenez  
Mission**



Owner & operator of Valley Welding Steel & Steel Fabrication in Mission since 1970  
Owner & Operator of Valley Crane Service since 1970  
Member of the (AGC) Associated General Contractors of America for 43 years  
Member of Mission Chamber of Commerce for 20 and Director for 4 years  
Member of Mission Rotary for 20 years  
Served on Board of Hidalgo County Water District #6  
Served on the Hidalgo PIC (Private Industry Council)  
Served on Hidalgo County Appraisal District Board of Directors from 1992 to 2009  
Current Secretary Hidalgo County Appraisal District Board of Directors 2012 to Present

**Dr. Ruben J. Saldaña**  
**District Extension Administrator**  
**Texas A&M AgriLife Extension**



**Academic Background**

Ed.D. Agricultural Education, Texas A&M University/Texas Tech University, 2004  
M.P.A. Public Administration, University of Texas - Pan American, Edinburg, Texas 1998.  
B.S. Agricultural Education, Texas A&M University, 1988.  
Graduate Mercedes High School, 1984.

**Professional & Academic Appointments**

District Extension Administrator, Southern District (12), 2006 - present  
County Extension Director, El Paso County, 1998 - 2006  
Project Manager, South Texas AmeriCorps Initiative, TCE, 1994 - 1998  
County Extension Agent - Agriculture (Program Leader; County Coordinator) Willacy County, TCE, 1991-1994.  
County Extension Agent - Agriculture, Webb County (Laredo), 1989-1991.  
Professional Educator, Mercedes Jr. High School, Mercedes I.S.D., 1988-89.

**Biographical Sketch**

Dr. Ruben Saldaña serves as the District Extension Administrator for the Southern District of Texas. He provides leadership for 20 counties and the Texas A&M Agricultural Research & Extension Center at Weslaco. He began his career as a science teacher at Mercedes ISD then moved into Extension working as an agricultural agent, a specialist for the AmeriCorps program, and as the Director of El Paso County office before moving into his current position in 2006. He is responsible for all programming and operations for the Southern District including Extension operations at the Texas A&M AgriLife Research & Extension Center at Weslaco. He has spent his entire career working along the border of Texas from Brownsville to El Paso, working with youth, commercial agriculture, environmental issues, and most recently with Healthy South Texas, a food and health initiative of the Texas A&M University System launched by Texas A&M System Chancellor John Sharp. He was recognized in 2019 by Chancellor Sharp and agency director Rick Avery as a Texas A&M University System Regents Fellow and is a 34-year veteran of the agency.

He serves on the Advisory Board for Texas A&M University's Department of Agricultural Leadership, Education, and Communications, the Mercedes PD's Crimestoppers Board, on the MISD CTE advisory committee, Our Lady of Mercy Building Committee, and numerous other boards and organizations.

In 2022, he ran for the Mercedes City Commission and was elected in the Place 4 seat. In 2023, he was elected by the Commission as Mayor Pro-Tem.


He is married to the former Dahlia Guajardo from Mercedes. He has two college students at Texas State University, one at Angelo State University, and a son and daughter-in-law that are commercial and military pilots, respectively, in Las Vegas. He has ~~265~~ 265 granddaughters.

**BOARD AGENDA REPORT  
MCALLEN INDEPENDENT SCHOOL DISTRICT**

**MEETING DATE:** November 13, 2023

**Attachment:**

**SUBMITTED BY:** \_\_\_\_\_

**SUPERVISOR:** 

Nov 7, 2023

**Approved for presentation to the Board of Education:**



266

**Interim Superintendent of Schools**


Nov 8, 2023

**BOARD AGENDA REPORT  
MCALLEN INDEPENDENT SCHOOL DISTRICT**

**MEETING DATE:** November 13, 2023

**Attachment:**

**SUBMITTED BY:** \_\_\_\_\_

**SUPERVISOR:**   
Nov 7, 2023

**Approved for presentation to the Board of Education:**



267

**Interim Superintendent of Schools**


Nov 8, 2023

**BOARD AGENDA REPORT  
MCALLEN INDEPENDENT SCHOOL DISTRICT**

**MEETING DATE:** November 13, 2023

**Attachment:**

**SUBMITTED BY:** \_\_\_\_\_

**SUPERVISOR:**   
Nov 10, 2023

**Approved for presentation to the Board of Education:**



268 \_\_\_\_\_  
**Interim Superintendent of Schools**

Nov 10, 2023