



Agenda of Regular Meeting

The Board of Trustees McAllen Independent School District

VISION	The McAllen Independent School District is a multicultural community in which students are enthusiastically and actively engaged in the learning process. Students demonstrate academic excellence in a safe, nurturing and challenging environment enhanced by technology and the contributions of the total community.
MISSION	The mission of the McAllen Independent School District is to educate all students to become lifelong learners and productive citizens in a global society through a program of educational excellence utilizing technology and actively involving parents and the community.
GOALS	<ol style="list-style-type: none">1. Student Achievement/Student Focus2. People Development3. Facility Priorities4. Financial Priorities
STRATEGIES	<ol style="list-style-type: none">1. Branding2. Attract/Retain High Quality Staff3. Engaging Learning Environment4. Rigorous/World Class Standards to Customize for Every Learner5. Partnerships with Business/Civic/Education/Organizations6. Future Ready Students7. Financial Priorities

A Regular Meeting of the Board of Trustees of the McAllen Independent School District will be held Monday, September 26, 2022, beginning at 5:00 PM Dr. Ricardo Chapa Board Room/Administration Building of the McAllen Independent School District, 2000 North 23rd Street, McAllen, TX 78501.

Items listed on this agenda may be taken in an order other than as shown on this agenda. Unless removed from the consent agenda, items identified within the consent agenda will be acted on at one time.

At this meeting there may be discussion and action by the Board on the item(s) and subject(s) listed as follows:

1. **CALL MEETING TO ORDER**
2. **INVOCATION**
3. **PLEDGE OF ALLEGIANCE**
4. **PUBLIC COMMENT(S)**
5. **RECESS TO CLOSED SESSION: Board of Trustees may go into Closed Session pursuant to Section(s) 551.071, 551.072, 551.074, and 551.076 Texas Government Code, to discuss the following:**
 - A) Discussion and Consideration of Human Resources Recommendation(s) for School Year 2022-2023
 - B) Discussion of Human Resources Employee Resignation(s) for School Year 2022-2023

- C) Discussion of the Sixth Amendment to Superintendent's Employment Contract
 - D) Discussion Regarding School Safety and Security
 - E) Pending and/or Potential Litigation
 - F) Possible Real Estate Acquisition
6. **RECONVENE IN OPEN SESSION**
7. **ACTION ON ITEM(S) IN CLOSED SESSION**
- A) Discussion and Possible Action of Human Resources Recommendation(s) for School Year 2022-2023
Item Submitted: Todd Miller, Assistant Superintendent Human Resources
Presenter: Dr. J. A. Gonzalez, Superintendent 7
 - B) Discussion of Human Resources Employee Resignation(s) for School Year 2022-2023
Item Submitted: Todd Miller, Assistant Superintendent Human Resources
Presenter: Dr. J. A. Gonzalez, Superintendent 8
 - C) Discussion and Possible Action of the Sixth Amendment to Superintendent's Employment Contract 9
 - D) Discussion Regarding School Safety and Security
 - E) Pending and/or Potential Litigation
 - F) Possible Real Estate Acquisition
8. **SUPERINTENDENT'S REPORT(S) - College Night - 2022**
Presenter: Dr. J. A. Gonzalez, Superintendent
9. **RECOGNITION(S)**
- A) Recognition of McAllen Independent School District by UTRGV UTeach
Item Submitted: Todd Miller, Assistant Superintendent Human Resources
Presenter: Dr. J. A. Gonzalez, Superintendent 10
 - B) Recognition of Beatriz Garcia, Memorial High School Teacher, Awarded the Outstanding Teacher of the Deaf at Texas Association of Parents and Educators of the Deaf (TAPED)
Item Submitted: Dr. Rosalba De Hoyos, Assistant Superintendent Instructional Services
Presenter: Dr. J. A. Gonzalez, Superintendent 11
 - C) Recognition of Michelle Cavazos, Blanca E. Sanchez Elementary Teacher, Awarded the Texas Association for Bilingual Education (TABE) State Teacher of the Year
Item Submitted: Dr. Rosalba De Hoyos, Assistant Superintendent Instructional Services
Presenter: Dr. J. A. Gonzalez, Superintendent 12
 - D) Recognition of Nineteen (19) McAllen Independent School District Campuses for earning the 2021-2022 Texas Education Agency 13

Accountability Campus A Rating
Item Submitted: Bridgette Vieh, Associate Superintendent Instructional
Leadership

Presenter: Dr. J. A. Gonzalez, Superintendent

10. **PROCLAMATION(S)**

- A) Proclamation Regarding Dyslexia Awareness Month (October 2022) 14
Item Submitted: Dr. Rosalba De Hoyos, Assistant Superintendent
Instructional Services

Presenter: Dr. J. A. Gonzalez, Superintendent

- B) Discussion and Possible Action of Proclamation Regarding Bullying
Prevention Month (October 2022) 16
Item Submitted: Dr. Rosalba De Hoyos, Assistant Superintendent
Instructional Services

Presenter: Dr. J. A. Gonzalez, Superintendent

- C) Discussion and Possible Action of Proclamation Regarding Down
Syndrome Awareness Month (October 2022) 18
Item Submitted: Dr. Rosalba De Hoyos, Assistant Superintendent
Instructional Services

Presenter: Dr. J. A. Gonzalez, Superintendent

- D) Proclamation Regarding Education Human Resources Day 20
Item Submitted: Todd Miller, Assistant Superintendent Human
Resources

Presenter: Dr. J. A. Gonzalez, Superintendent

- E) Discussion and Possible Action of Proclamation Regarding McAllen
ISD Substitute Teacher Appreciation Day 22
Item Submitted: Todd Miller, Assistant Superintendent Human
Resources

Presenter: Dr. J. A. Gonzalez, Superintendent

- F) Discussion and Possible Action of Proclamation Regarding National
Custodian Day October 2, 2022 24
Item Submitted: Alejandra Gonzalez, Assistant Superintendent District
Operations

Presenter: Dr. J. A. Gonzalez, Superintendent

- G) Discussion and Possible Action of Proclamation Regarding National
School Lunch Week October 10-14, 2022 26
Item Submitted: Alejandra Gonzalez, Assistant Superintendent District
Operations

Presenter: Dr. J. A. Gonzalez, Superintendent

- H) Discussion and Possible Action of Proclamation Regarding
Cybersecurity Awareness Month (October) 28
Item Submitted: Alejandra Gonzalez, Assistant Superintendent District
Operations

Presenter: Dr. J. A. Gonzalez, Superintendent

11. **DONATION(S)**

12. BOARD MEMBER(S), BOARD COMMITTEE(S) AND DISTRICT REPORT(S)

A) Board Committee Reports

1. Instructional Services Briefing - Chair - Sofia Peña
2. Human Resources Briefing - Chair - Daniel Vela
3. District Operations Briefing - Chair - Conrado Alvarado
4. Business Operations Briefing - Chair - Debbie Crane Aliseda
5. Board Officers Briefing - Tony Forina

B) District Reports

1. Report Regarding Intention to Apply for Project Prevent Grant Program through the U.S. Department of Education 30
Item Submitted: Dr. Rosalba De Hoyos, Assistant Superintendent Instructional Services
Presenter: Dr. J. A. Gonzalez, Superintendent
2. Report Regarding Facilities, Maintenance and Operations Projects 32
Item Submitted: Alejandra Gonzalez, Assistant Superintendent District Operations
Presenter: Dr. J. A. Gonzalez, Superintendent
3. Report Regarding Taxes Collected for August 2022 49
Item Submitted: Adel Felix, Assistant Superintendent Business Operations
Presenter: Dr. J. A. Gonzalez, Superintendent
4. Report Regarding the Monthly Financials and Quarterly Investment Report for June 2022 51
Item Submitted: Adel Felix, Assistant Superintendent Business Operations
Presenter: Dr. J. A. Gonzalez, Superintendent

13. CONSENT AGENDA ITEMS

- A) Possible Action of Request for Proposal No. 2021-1005 Professional Development, Site Licenses, Supplemental Materials, and Other Related Products and Services (Round 17) 116
Item Submitted: Dr. Rosalba De Hoyos, Assistant Superintendent Instructional Services
Presenter: Dr. J. A. Gonzalez, Superintendent
- B) Possible Action of Request for Proposal No. 2022-1038 Special Education Equipment, Supplies, Services, and Related Products (Round 5) 118
Item Submitted: Dr. Rosalba De Hoyos, Assistant Superintendent Instructional Services
Presenter: Dr. J. A. Gonzalez, Superintendent
- C) Possible Action of Request for Proposal No. 2021-1007 Career and Technology Materials, Supplies, Equipment and Related Services Discount-from-List (Round 17) 120
Item Submitted: Dr. Rosalba De Hoyos, Assistant Superintendent Instructional Services

Presenter: Dr. J. A. Gonzalez, Superintendent

- D) Possible Action of Interlocal Cooperation Contract No. 2023-089 with The University of Texas Rio Grande Valley for Collegiate G-Force Item Submitted: Dr. Rosalba De Hoyos, Assistant Superintendent Instructional Services 122

Presenter: Dr. J. A. Gonzalez, Superintendent

- E) Possible Action of Request for Proposal No. 2023-1011 Fully Insured Dental Plan Item Submitted: Todd Miller, Assistant Superintendent Human Resources 132

Presenter: Dr. J. A. Gonzalez, Superintendent

- F) Possible Action of Request for Proposal No. 2021-1012 Trophies, T-shirt, Awards, Incentives, and Related Products and Services (Round 12) Item Submitted: Adel Felix, Assistant Superintendent Business Operations 145

Presenter: Dr. J. A. Gonzalez, Superintendent

- G) Possible Action of Request for Proposal No. 2021-1020 Food, Restaurants, Catering, Fundraising, Field Trips, and Rentals (Round 18) Item Submitted: Adel Felix, Assistant Superintendent Business Operations 147

Presenter: Dr. J. A. Gonzalez, Superintendent

- H) Possible Action of Request for Proposal No. 2022-1031 Athletic Equipment, Supplies, Reconditioning Services, and Related Products (Round 5) Item Submitted: Brian McClenny, Director Athletic Department 149

Presenter: Dr. J. A. Gonzalez, Superintendent

- I) Possible Action of Request for Proposal No. 2022-1025 Fine Arts Equipment, Supplies, Related Products, and Services (Round 5) Item Submitted: Debra Loya, Director Fine Arts Department 151

Presenter: Dr. J. A. Gonzalez, Superintendent

14. INSTRUCTIONAL SERVICES, INSTRUCTIONAL LEADERSHIP, HUMAN RESOURCES, DISTRICT OPERATIONS, BUSINESS OPERATIONS, AND BOARD OF TRUSTEES ITEMS

- A) **Instructional Services Item(s)** (Dr. Rosalba De Hoyos) **Instructional Leadership Item(s)** (Bridgette Vieh)

1. Discussion and Possible Action of Request for Maximum Class Size Waiver Application for 2022-2023 Item Submitted: Dr. Rosalba De Hoyos, Assistant Superintendent Instructional Services 153

Presenter: Dr. J. A. Gonzalez, Superintendent

- B) **Human Resources Item(s)** (Todd Miller)

- C) **District Operations Item(s)** (Alejandra Gonzalez)

- D) **Business Operations Item(s)** (Ade5Felix)

E) Board of Trustees Item(s)

1. Discussion and Possible Action of Board of Education Meeting Minutes 155
- a) Regular Board Meeting - September 12, 2022 - 5:00 P.M.

15. SCHEDULE OF FUTURE MEETINGS

- A) Special Board Meeting - October 3, 2022 5:30 P.M. Dr. Ricardo Chapa Board Room/Administration Building
- B) Regular Board Meeting - October 11, 2022 5:00 P.M. Dr. Ricardo Chapa Board Room/Administration Building
- C) Regular Board Meeting - October 24, 2022 5:00 P.M. Dr. Ricardo Chapa Board Room/Administration Building
- 16. CLOSED SESSION: The Board of Trustees may reconvene in Closed Session for further discussion regarding the agenda item(s) listed.**
- 17. OPEN SESSION: The Board of Trustees may reconvene into Open Session for discussion regarding the agenda item(s) listed.**
- 18. ADJOURNMENT**

If, during the course of the meeting, discussion of any item on the agenda should be held in a closed meeting, the Board will conduct a closed meeting in accordance with the Texas Open Meetings Act, Government Code, Chapter 551, Subchapters D and E. Before any closed meeting is convened, the presiding officer will publicly identify the section or sections of the Act authorizing the closed meeting. All final votes, actions, or decisions will be taken in open meeting.

Pursuant to Texas Government Code 551.127, a member or employee of a governmental body is authorized to participate remotely in a meeting of the governmental body through a videoconference call, as long as a quorum of the governmental body is physically present at the location of the Board Meeting. Any video conference conducted pursuant to this section will comply with the technical requirements of this section.

Pursuant to Texas Government Code 551.129, the Board of Trustees may use a telephone conference call, video conference call, or communications over the internet to conduct a public consultation with its attorney in an open meeting of the governmental body, or, a private consultation with its attorney in closed meeting of the governmental body.


The notice for this meeting was posted in compliance with the Texas Open Meeting Act on September 23, 2022 at 4:45 P.M.

*Natalia Goza
on behalf of the Board of Trustees*

**BOARD AGENDA REPORT
MCALLEN INDEPENDENT SCHOOL DISTRICT**

MEETING DATE: September 26, 2022

SUBMITTED BY: _____

SUPERVISOR: 

Approved for presentation to the Board of Education:




7 _____
Superintendent of Schools Sep 22, 2022

**BOARD AGENDA REPORT
MCALLEN INDEPENDENT SCHOOL DISTRICT**

MEETING DATE: September 26, 2022

SUBMITTED BY: _____

SUPERVISOR: 

Approved for presentation to the Board of Education:



8 _____
Superintendent of Schools **Sep 22, 2022**

**BOARD AGENDA REPORT
MCALLEN INDEPENDENT SCHOOL DISTRICT**

MEETING DATE: September 26, 2022

SUBJECT: Approval of the Sixth Amendment to Superintendent's Employment Contract

REFERENCE: Strategy 2: Attract/Retain High Quality Staff

BACKGROUND INFORMATION/REASON FOR BOARD CONSIDERATION:

The District employed J. A. Gonzalez, Ed. D., as Superintendent by vote of the Board of Trustees at a Board meeting held on August 4, 2016 and executed a contract between the District and Dr. Gonzalez.

ADMINISTRATIVE CONSIDERATIONS/FACTS AND ANALYSIS:

On September 26, 2022, the Board of Trustees desires to consider the Sixth Amendment to the Superintendent's Contract. The Amendment will be provided under separate cover.

LEGAL REVIEW:

The amendment was prepared by Walsh Gallegos Trevino Kyle & Robinson, P.C.

BUDGETARY CONSIDERATIONS:

Funds are budgeted through the General Fund.

RECOMMENDED BOARD ACTION:

That the Board of Trustees approve the Sixth Amendment to Superintendent's Employment Contract.

SUBMITTED BY: 
Tony Forina (Sep 21, 2022 16:13 CDT)

SUPERVISOR: _____

For further information contact:
Name: Tony Forina
Office:(956) 618-6094
eMail: tony.forina@mcallenisd.net

Approved for presentation to the Board of Education:



BOARD RECOGNITION FORM
McALLEN INDEPENDENT SCHOOL DISTRICT

Meeting Date (Recommended): September 26, 2022

Title of Recognition:

Photographer Requested: Yes

AV needs:

Approved for Recognition: _____



Superintendent

Sep 22, 2022

PROCEDURE FOR BOARD RECOGNITION

1. Fill out "Board Recognition Form" in its entirety at least 12 working days before the recommended date for presentation.
2. Submit completed form to Community Information Office with a cc to immediate supervisor and the Secretary to the Board of Trustees

Following the superintendent's executive team approval, confirmation of recognitions (year-at-a-glance) will be done via e-mail each week. Honorees are instructed to report to the Community Information office at 5:15 p.m. on their designated Board Meeting date.

BOARD RECOGNITION FORM
McALLEN INDEPENDENT SCHOOL DISTRICT

Meeting Date (Recommended): September 26, 2022

Title of Recognition:

Photographer Requested: Yes

AV needs: None

Approved for Recognition: _____



Superintendent Sep 21, 2022

PROCEDURE FOR BOARD RECOGNITION

1. Fill out "Board Recognition Form" in its entirety at least 12 working days before the recommended date for presentation.
2. Submit completed form to Community Information Office with a cc to immediate supervisor and the Secretary to the Board of Trustees

Following the superintendent's executive team approval, confirmation of recognitions (year-at-a-glance) will be done via e-mail each week. Honorees are instructed to report to the Community Information office at 5:15 p.m. on their designated Board Meeting date.

BOARD RECOGNITION FORM
McALLEN INDEPENDENT SCHOOL DISTRICT

Meeting Date (Recommended): September 26, 2022

Title of Recognition:

Photographer Requested: Yes

AV needs: None

Approved for Recognition: _____



Superintendent

Sep 21, 2022

PROCEDURE FOR BOARD RECOGNITION

1. Fill out "Board Recognition Form" in its entirety at least 12 working days before the recommended date for presentation.
2. Submit completed form to Community Information Office with a cc to immediate supervisor and the Secretary to the Board of Trustees

Following the superintendent's executive team approval, confirmation of recognitions (year-at-a-glance) will be done via e-mail each week. Honorees are instructed to report to the Community Information office at 5:15 p.m. on their designated Board Meeting date.

**BOARD RECOGNITION FORM
McALLEN INDEPENDENT SCHOOL DISTRICT**

Meeting Date (Recommended): September 26, 2022

Title of Recognition:

Photographer Requested: Yes

AV needs:

Approved for Recognition: _____



Superintendent

PROCEDURE FOR BOARD RECOGNITION

1. Fill out "Board Recognition Form" in its entirety at least 12 working days before the recommended date for presentation.
2. Submit completed form to Community Information Office with a cc to immediate supervisor and the Secretary to the Board of Trustees

Following the superintendent's executive team approval, confirmation of recognitions (year-at-a-glance) will be done via e-mail each week. Honorees are instructed to report to the Community Information office at 5:15 p.m. on their designated Board Meeting date.

**BOARD RECOGNITION FORM
McALLEN INDEPENDENT SCHOOL DISTRICT**

Meeting Date (Recommended): September 26, 2022

Title of Recognition:

Photographer Requested: Yes

AV needs: None

Approved for Recognition: _____




Superintendent

Sep 21, 2022

PROCEDURE FOR BOARD RECOGNITION

1. Fill out "Board Recognition Form" in its entirety at least 12 working days before the recommended date for presentation.
2. Submit completed form to Community Information Office with a cc to immediate supervisor and the Secretary to the Board of Trustees

Following the superintendent's executive team approval, confirmation of recognitions (year-at-a-glance) will be done via e-mail each week. Honorees are instructed to report to the Community Information office at 5:15 p.m. on their designated Board Meeting date.



**STATE OF TEXAS
OFFICE OF THE GOVERNOR**

No two people are exactly alike, and similarly, no two people learn in precisely the same manner. Everyone's personal and professional journey poses unique challenges and obstacles, but some citizens face an uphill battle because of dyslexia, a prevalent learning disability that hinders a person's capacity to interpret the written word. Although recent medical advancements and scientific breakthroughs have shed light on this hereditary disorder, much work remains if we are to mitigate the negative impact dyslexia has on educational development and on professional advancement.

In childhood, adolescence, and adulthood, individuals with dyslexia face challenges that their peers do not, but an accurate, timely diagnosis and proper professional intervention can greatly improve outcomes for those with dyslexia. From the classroom to the boardroom, dyslexia adds an additional layer of difficulty to any task involving reading or writing, but with appropriate tools, methods, and coping strategies, people with dyslexia can overcome the challenges inherent to the condition. This learning disability truly does not have the final say in Texans' lives, for with proper support, Texans with dyslexia can indeed achieve any goals to which they aspire.

Although dyslexia should be taken seriously, it ultimately does not define a person, nor does it limit what he or she can accomplish. In Texas, we know that it is not our challenges that define us, but rather how we rise above them. To this end, doctors, educators, and concerned family members have long worked in common cause to help loved ones rise above their dyslexia and achieve their full potential. Each year, the month of October is set aside to raise awareness of dyslexia and galvanize public support for this widespread learning disability. By advocating for people with dyslexia, we can provide better, earlier access to the support they need to thrive.

At this time, I encourage all Texans to educate themselves on this condition and recognize the crucial role that dedicated professionals play in an interdisciplinary effort to improve the lives of people with dyslexia. Together, we can build a better future for those with dyslexia and ensure that no learning disability stands between Texans and their dreams.

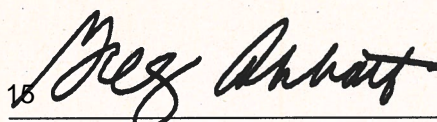
Therefore, I, Greg Abbott, Governor of Texas, do hereby proclaim October 2022, to be

Dyslexia Awareness Month




in Texas and urge the appropriate recognition whereof.

In official recognition whereof,
I hereby affix my signature this the
1st day of September, 2022.


Governor of Texas

**BOARD AGENDA REPORT
MCALLEN INDEPENDENT SCHOOL DISTRICT**

MEETING DATE: September 26, 2022

SUBMITTED BY: 
Norma Cabrera (Sep 21, 2022 15:46 CDT)

SUPERVISOR: 

Approved for presentation to the Board of Education:



16 Superintendent of Schools Sep 21, 2022



Proclamation

State of Texas
County of Hidalgo
McAllen Independent School District

Whereas, we must safeguard schools and communities for our students, and, through our recognition of the serious issues that face them each day, offer our children an environment that holds promise and security; and

Whereas, it is important that we acknowledge and heighten awareness about the serious issues and the negative effects of bullying, including the long-term damage it can cause in our students; and

Whereas, providing a safe physical and emotional environment is a significant goal and a personal responsibility of each individual; and

Now, Therefore, I Conrado Alvarado, Member, Board of Trustees of the McAllen Independent School District, do hereby proclaim the month of October 2022 as

“Bullying Prevention Month”

IN WITNESS WHEREOF, I have hereunto set my hand and caused the seal of the McAllen Independent School District to be affixed on the 26th day of September 2022.

Conrado Alvarado, Member, Board of Trustees
McAllen Independent School District

Attest:

Marco Suarez, Secretary, Board of Trustees
McAllen Independent School District

**BOARD AGENDA REPORT
MCALLEN INDEPENDENT SCHOOL DISTRICT**

MEETING DATE: September 26, 2022

SUBMITTED BY: 
Maribelle Elizondo (Sep 21, 2022 16:28 CDT)

SUPERVISOR: *Rosalba De Hoyos*

Approved for presentation to the Board of Education:



18 _____
Superintendent of Schools Sep 21, 2022



Proclamation

State of Texas
County of Hidalgo
McAllen Independent School District

Whereas, approximately one in every 800 children are born with Down Syndrome, representing approximately 5,000 births per year in the United States. Research and early intervention have resulted in dramatic improvements in the lifespan and potential; and

Whereas, people with Down Syndrome possess a wide range of abilities, and are active participants in educational, occupational, social, and recreational circles of the community; and

Whereas, McAllen ISD has supported families who have children with disabilities, and special healthcare needs and desires to increase the support network and support groups of those with Down Syndrome across our state.

Now Therefore, I, Sam Saldivar Jr., Member, Board of Trustees of the McAllen Independent School District, do hereby proclaim the month of October 2022 as

“Down Syndrome Awareness Month”

I call upon all residents and public schools to join in celebration of the many achievements of people with disabilities and their continual contribution to our community and schools.

IN WITNESS WHEREOF, I have hereunto set my hand and caused the seal of the McAllen Independent School District to be affixed on this 26th day of September 2022.

Sam Saldivar Jr., Member, Board of Trustees
McAllen Independent School District

Attest:

Marco Suarez, Secretary, Board of Trustees
McAllen Independent School District

**BOARD RECOGNITION FORM
McALLEN INDEPENDENT SCHOOL DISTRICT**

Meeting Date (Recommended): September 26, 2022

Title of Recognition:

Photographer Requested: Yes

AV needs:

Approved for Recognition: _____



Superintendent

Sep 22, 2022

PROCEDURE FOR BOARD RECOGNITION

1. Fill out "Board Recognition Form" in its entirety at least 12 working days before the recommended date for presentation.
2. Submit completed form to Community Information Office with a cc to immediate supervisor and the Secretary to the Board of Trustees

Following the superintendent's executive team approval, confirmation of recognitions (year-at-a-glance) will be done via e-mail each week. Honorees are instructed to report to the Community Information office at 5:15 p.m. on their designated Board Meeting date.



STATE OF TEXAS
OFFICE OF THE GOVERNOR

Human resources professionals in Texas schools set the stage for effective education by equipping schools with the best possible teachers and support staff. By recruiting and retaining excellent personnel, they contribute to a safe, enriching environment in which students can grow and thrive.

Human resources is a multifaceted field that encompasses recruiting, onboarding, retention, risk management, benefits administration, and professional development. This work—crucial for organizations in all industries—is especially important in the field of education, where these professionals must meet the needs of both our students and our faculty. These hardworking men and women recruit the best and brightest staff and faculty, ensuring that our students receive the high-quality education they deserve. Their vocation is complex and demanding, but every school year, those working in educational human resources rise to the occasion and ensure that our students are able to prosper as they become our future leaders.

At this time, I encourage all Texans to recognize the importance of human resources in education and celebrate the profession's continued commitment to excellence, meeting the needs of students and teachers alike. I applaud these professionals for their dedicated effort, which paves the way for a better, brighter future for the Lone Star State.

Therefore, I, Greg Abbott, Governor of Texas, do hereby proclaim October 12, 2022, to be

Education Human Resources Day



in Texas and urge the appropriate recognition whereof.

In official recognition whereof,
I hereby affix my signature this the
19th day of September, 2022.

A handwritten signature in black ink that reads "Greg Abbott".

Greg Abbott
Governor of Texas

**BOARD RECOGNITION FORM
McALLEN INDEPENDENT SCHOOL DISTRICT**

Meeting Date (Recommended): September 26, 2022

Title of Recognition:

Photographer Requested: Yes

AV needs: None

Approved for Recognition:



Superintendent

Sep 22, 2022

PROCEDURE FOR BOARD RECOGNITION

1. Fill out "Board Recognition Form" in its entirety at least 12 working days before the recommended date for presentation.
2. Submit completed form to Community Information Office with a cc to immediate supervisor and the Secretary to the Board of Trustees

Following the superintendent's executive team approval, confirmation of recognitions (year-at-a-glance) will be done via e-mail each week. Honorees are instructed to report to the Community Information office at 5:15 p.m. on their designated Board Meeting date.



Proclamation

*State of Texas
County of Hidalgo
McAllen Independent School District*

WHEREAS, substitute teachers are an essential part to the education of our children, though they rarely receive the recognition or respect from the community they deserve; and

WHEREAS, it is inevitable that regular teachers will on occasion be absent, leaving their students' learning environment and educational agenda disrupted; and

WHEREAS, every substitute teacher must be very flexible in order to adapt to different teaching styles and planning, as well as command the respect of the young people he or she may be teaching on a given day; and

WHEREAS, the substitute teachers of McAllen Independent School District (ISD) will be recognized for their valuable and meaningful contributions that substitute teachers offer to the world of education on a daily basis;

NOW, THEREFORE, I, Debbie Crane Aliseda, Vice-President, Board of Trustees of the McAllen Independent School District, do hereby proclaim the 3rd of October 2022 as

“McAllen ISD

Substitute Teacher Appreciation Day”

IN WITNESS WHEREOF, I have hereunto set my hand and caused the seal of the McAllen Independent School District to be affixed on the 26th day of September 2022.

Debbie Crane Aliseda, Vice-President, Board of Trustees
McAllen Independent School District

Attest:

Marco Suarez, Secretary, Board of Trustees
McAllen Independent School District

**BOARD AGENDA REPORT
MCALLEN INDEPENDENT SCHOOL DISTRICT**

MEETING DATE: September 26, 2022

SUBJECT: Discussion and Possible Action of Proclamation Regarding National Custodian Day October 2, 2022

REFERENCE: Goal 2: People Development; Strategy 2: Attract/Retain High Quality Staff

BACKGROUND INFORMATION/REASON FOR BOARD CONSIDERATION:

National Custodian Day is commemorated every year on October 2nd. Custodians work tirelessly and keep our schools and workplaces running smoothly. The work is physically demanding and some may work varying shifts and in several locations. While delivering outstanding services and running a well-maintained building, they contribute to the success of our campuses and office buildings.

ADMINISTRATIVE CONSIDERATIONS/FACTS AND ANALYSIS:

Custodians are an integral part of District Operations and we would like to recognize their hard work by proclaiming October 2, 2022 as National Custodian Day.

LEGAL REVIEW:

None

BUDGETARY CONSIDERATIONS:

None

RECOMMENDED BOARD ACTION:

Administration recommends that the Board of Trustees approve the Proclamation Regarding National Custodian Day October 2, 2022.

SUBMITTED BY: 

For further information contact:
Name: Ruben Treviño, Executive Director
Office: (956) 632-3200
eMail: ruben.trevino@mcallenisd.net

SUPERVISOR: 
Alejandra Gonzalez (Sep 19, 2022 10:01 CDT)

Approved for presentation to the Board of Education:





Proclamation

*State of Texas
County of Hidalgo
McAllen Independent School District*

Whereas, National Custodian Day encourages appreciation to the men and women who keep our schools and work places across the nation running smoothly;

Whereas, these workers operate behind the scenes including keeping our schools, facilities and properties clean, and;

Whereas, while delivering outstanding services, they contribute to critical first impressions, help our facilities run more efficiently, making them safer and healthier;

Now Therefore, I, Daniel D. Vela, Member, Board of Trustees of the McAllen Independent School, do hereby proclaim October 2, 2022, be observed as

“National Custodian Day”

IN WITNESS WHEREOF, I have hereunto set my hand and caused the seal of the McAllen Independent School District to be affixed on this 26th day of September, 2022.

Daniel D. Vela, Member, Board of Trustees
McAllen Independent School District

Attest:

Marco Suarez, Secretary, Board of Trustees
McAllen Independent School District

**BOARD AGENDA REPORT
MCALLEN INDEPENDENT SCHOOL DISTRICT**

MEETING DATE: September 26, 2022

SUBJECT: Discussion and Possible Action of Proclamation of National School Lunch Week October 10-14, 2022

REFERENCE: Goal 2: People Development; Strategy 2: Attract/Retain High Quality Staff

BACKGROUND INFORMATION/REASON FOR BOARD CONSIDERATION:

National School Lunch Week is celebrated annually across the country to recognize school nutrition professionals that provide nutritious and delicious meals daily that enhance student learning and student achievement. Cafeteria managers, cafeteria assistant managers, and cafeteria workers been essential in ensuring delicious and nutritious meals are provided to students in schools despite ongoing supply chain disruptions, on a daily basis. They continue to provide exceptional customer service and provide normalcy as we have transitioned back to cafeteria operations.

ADMINISTRATIVE CONSIDERATIONS/FACTS AND ANALYSIS:

The Child Nutrition Program employees are an integral part of District Operations and we would like to recognize their hard work by proclaiming October 10-14, 2022 as National School Lunch Week.

LEGAL REVIEW:

None.

BUDGETARY CONSIDERATIONS:

None.

RECOMMENDED BOARD ACTION:

Administration recommends that the Board of Trustees approve the Proclamation of National School Lunch Week October 10-14, 2022.

SUBMITTED BY: *Alexandra Molina*

SUPERVISOR: *Alexandra Gonzalez*

For further information contact:
Name: Alexandra Molina
Office: 956.632.3226
eMail: alexandra.molina@mcallenisd.net

Approved for presentation to the Board of Education:

J. A. Douglas

26

Superintendent of Schools



Proclamation

State of Texas
County of Hidalgo
McAllen Independent School District

Whereas, The National School Lunch Program has served our nation for over 75 years and enables more than 18,500 McAllen ISD students daily to have access to delicious, nutritious, and safe meals at school;

Whereas, to provide more fruits, vegetables, and other nutritious food for school meals, McAllen ISD participates in the TDA Farm Fresh Challenge, USDA Farm to School program, and USDA Fresh Fruit & Vegetable Program that enable the district to partner with farmers to provide quality foods on school menus, to increase markets for local farms, and to teach young people about the source of their food; and

Whereas, we recognize the talent and dedication of all the food service professionals, educators, program administrators, and parents who help ensure that our students have the healthy food necessary to grow and succeed;

Now Therefore, I, Sam Saldivar Jr., Board of Trustees of the McAllen Independent School District, do hereby proclaim the day of October 10-14, 2022 as

“National School Lunch Week”

I call upon all residents to join the dedicated individuals who administer the National School Lunch Program in appropriate activities that support the health and well-being of our children and to become aware of their own nutrition habits, in hope of achieving a more healthful citizenry for today and the future.

IN WITNESS WHEREOF, I have hereunto set my hand and caused the seal of the McAllen Independent School District to be affixed on this 26th day of September 2022

Sam Saldivar Jr., Member, Board of Trustees
McAllen Independent School District

Attest:

Marco Suarez, Secretary, Board of Trustees
McAllen Independent School District

**BOARD AGENDA REPORT
MCALLEN INDEPENDENT SCHOOL DISTRICT**

MEETING DATE: September 26, 2022

SUBJECT: Discussion and Possible Action of Proclamation of National Cybersecurity Awareness Month (October)

REFERENCE: Goal 2: People Development; Strategy 2: Attract Retain High Quality Staff

BACKGROUND INFORMATION/REASON FOR BOARD CONSIDERATION:

Cybersecurity awareness helps educate our students and staff about malicious methods used by cybercriminals, how they can be easy targets, how to spot potential threats and what they can do to avoid falling victim to these insidious threats. Our Department of Technology ("DOT") team works tirelessly on keeping our District safe from Cyber attacks, as well as providing service to our students and staff.

ADMINISTRATIVE CONSIDERATIONS/FACTS AND ANALYSIS:

The DOT team is an integral part of our District Operations and we would like to recognize their hard work by proclaiming the month of October as National Cybersecurity Month.

LEGAL REVIEW:

None

BUDGETARY CONSIDERATIONS:


None

RECOMMENDED BOARD ACTION:

Administration recommends that the Board of Trustees approve the Proclamation regarding Cybersecurity Awareness Month (October)

SUBMITTED BY: *Judith Escamilla*

For further information contact:
Name: Judith Escamilla
Office: (956) 632-3238
eMail: judith.escamilla@mcallenisd.net

SUPERVISOR: 
Alejandra Gonzalez (Sep 19, 2022 10:44 CDT)

Approved for presentation to the Board of Education:



28

Superintendent of Schools



Proclamation

State of Texas
County of Hidalgo
McAllen Independent School District

Whereas, key pillars of contemporary infrastructure including telecommunications, financial services, health care, and emergency management depend upon the internet, and, as such, our society could not function properly without it;

Whereas, through education and implementation of best practices, we will enhance our cybersecurity and defend ourselves from the dangers lurking on the web; and

Whereas, heightened awareness of essential cybersecurity measures will protect the District’s information systems, infrastructure, and economy; and will increase our ability to stay connected safely.

Now Therefore, I, Sofia M. Peña, Member, Board of Trustees of the McAllen Independent School District, do hereby proclaim the month of October as Cybersecurity Awareness Month.

“Cybersecurity Awareness Month”

IN WITNESS WHEREOF, I have hereunto set my hand and caused the seal of the McAllen Independent School District to be affixed on this 26th day of September 2022.

Sofia M. Peña, Member, Board of Trustees
McAllen Independent School District

Attest:

Marco Suarez, Secretary, Board of Trustees
McAllen Independent School District

**BOARD AGENDA REPORT
MCALLEN INDEPENDENT SCHOOL DISTRICT**

MEETING DATE: September 26, 2022

SUBMITTED BY: *Adrian Garza (Fam Treat)*

SUPERVISOR: *Rosalba De Hoyos*

Approved for presentation to the Board of Education:

J. X. O'Connell

30
Superintendent of Schools Sep 21, 2022

Grant Name	Project Prevent Grant Program
Term of Grant	01/1/2023 - 09/30/2028
Grant Amount	\$3,000,000/5 Years
Grant Manager	Adrian Garza
Purpose and Use of Funds	<p>The purpose of the Project Prevent Program is to provide local educational agencies (LEA's) impacted by community violence and to expand the capacity of LEA's to implement community and school-based strategies to help prevent community violence and mitigate the impacts of exposure to community violence.</p> <p>This item is for information purposes only.</p>



**BOARD AGENDA REPORT
MCALLEN INDEPENDENT SCHOOL DISTRICT**

MEETING DATE: September 26, 2022

SUBJECT: Report Regarding Facilities, Maintenance & Operations Monthly projects

REFERENCE: Goal 3: Facilities Priorities; Strategy 3: Engaging Learning Environment

BACKGROUND INFORMATION/REASON FOR BOARD CONSIDERATION:

A monthly report from Facilities, Maintenance & Operations Department about various projects throughout the District is presented every month.

ADMINISTRATIVE CONSIDERATIONS/FACTS AND ANALYSIS:

The attached report provides the current projects for the District.

LEGAL REVIEW:

None

BUDGETARY CONSIDERATIONS:


None

RECOMMENDED BOARD ACTION:

None

SUBMITTED BY:  _____

For further information contact:
Name: Ruben Treviño
Office: (956) 632-3200
eMail: ruben.trevino@mcallenisd.net

SUPERVISOR:  _____
Alejandra Gonzalez (Sep 21, 2022 16:37 CDT)

Approved for presentation to the Board of Education:



32
Superintendent of Schools

Report Regarding



Facilities Maintenance & Operations Projects




September 26, 2022

**Report Regarding
Facilities Maintenance & Operations Projects
Ongoing Projects: High Schools**



**McAllen High School Football
Practice Field New Synthetic Turf and Track Installation**



2

9/21/2022

**Report Regarding
Facilities Maintenance & Operations Projects
Ongoing Projects: High Schools**




**Baseball and Softball Fields New Synthetic Turf
Installation @**

McAllen HS

Rowe HS

Memorial HS



**Report Regarding
Facilities Maintenance & Operations Projects
Ongoing Projects: High Schools**



**HVAC Upgrades @ Lamar
Academy and Rowe HS**



**Outdoor Sitting Area Picnic
Tables and Trash Receptacles**



**Report Regarding
Facilities Maintenance & Operations Projects
Upcoming Projects: High Schools**



Black Box Theatres and Mariachi Center @


**Memorial HS
McAllen HS
Rowe HS**

Cafeteria Expansion and or Modifications @

**McAllen HS
Lamar Academy**

Memorial HS Chiller


McAllen ISD/UTRGV Collegiate Academy



**Report Regarding
Facilities Maintenance & Operations Projects
Ongoing Projects: Middle Schools**



Cafeteria and Kitchen Upgrades @ Brown MS and De Leon MS



**Report Regarding
Facilities Maintenance & Operations Projects
Ongoing Projects: Middle Schools**


Travis MS Roof Upgrade

Surveillance Camera Upgrades @

De Leon MS and Morris MS

Chiller Replacements @

Fossum MS and Morris MS



Outdoor Sitting Area Picnic Tables and Trash Receptacles

Report Regarding Facilities Maintenance & Operations Projects Ongoing Projects: Elementary Schools





Cafeteria and Kitchen Upgrades @ Gonzalez ES and Jackson ES



**Report Regarding
Facilities Maintenance & Operations Projects
Ongoing Projects: Elementary Schools**



Wilson ES Front Entrance Remodel



**Report Regarding
Facilities Maintenance & Operations Projects
Ongoing Projects: Elementary Schools
Chiller Replacements @**

Fields ES

Wilson ES

Perez ES

Milam ES

Castaneda ES

Hendricks ES

Sanchez ES

Roof Replacement @

Houston ES and Roosevelt ES



**Report Regarding
Facilities Maintenance & Operations Projects
Ongoing Projects: Elementary Schools**

Gym Restroom Partition Replacement @

Gonzalez ES Rayburn ES Escandon ES

Park Fencing @

Gonzalez ES Rayburn ES Garza ES

**Report Regarding
Facilities Maintenance & Operations Projects**

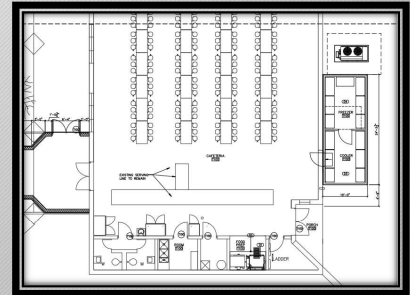
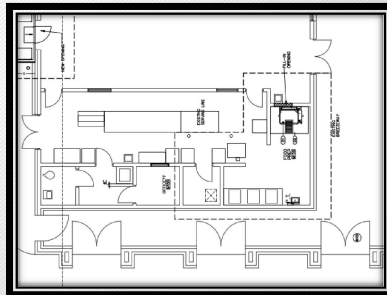
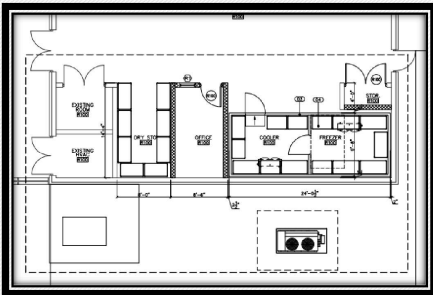


Upcoming Projects: Elementary Schools

Seguin ES Front Security Entrance Remodel

Cafeteria Expansion and or Modifications @

- Garza ES Wilson ES Rayburn ES Roosevelt ES**
Escandon ES Milam ES Seguin ES




**Report Regarding
Facilities Maintenance & Operations Projects**



Ongoing Projects: District Wide

- **McAllen Veterans Memorial Stadium Press Box**
- **Crockett Fire Alarm Project**
- **Staff Development Portable Remodel**
- **Safety Fencing Upgrades District Wide**



**Report Regarding
Facilities Maintenance & Operations Projects**



Upcoming Projects: District Wide

- **Crockett Roof Replacement**
- **Navarro Chiller Replacement**
- **Navarro Bilingual Department Remodel**
- **Staff Development Front Security Entrance Remodel**


**Report Regarding
Facilities Maintenance & Operations Projects**



**Work Orders
Submitted/Completed**

August 2022

1956/ 554



Monthly Report Regarding for September 26, 2022 Board meeting

Final Audit Report

2022-09-21

Created:	2022-09-21
By:	Lisette Esparza (lesparza@mcallenisd.net)
Status:	Signed
Transaction ID:	CBJCHBCAABAAIoL-46CwkTFtU5X-GAyZQdb2-zzurHLP


"Monthly Report Regarding for September 26, 2022 Board meeting" History

-  Document created by Lisette Esparza (lesparza@mcallenisd.net)
2022-09-21 - 7:36:16 PM GMT- IP address: 198.96.22.249
-  Document emailed to ruben.trevino@mcallenisd.net for signature
2022-09-21 - 7:44:11 PM GMT
-  Email viewed by ruben.trevino@mcallenisd.net
2022-09-21 - 9:36:32 PM GMT- IP address: 198.96.22.248
-  Signer ruben.trevino@mcallenisd.net entered name at signing as Ruben D. Trevino
2022-09-21 - 9:36:49 PM GMT- IP address: 198.96.22.248
-  Document e-signed by Ruben D. Trevino (ruben.trevino@mcallenisd.net)
Signature Date: 2022-09-21 - 9:36:50 PM GMT - Time Source: server- IP address: 198.96.22.248
-  Document emailed to Alejandra Gonzalez (alejandra.gonzalez@mcallenisd.net) for signature
2022-09-21 - 9:36:52 PM GMT
-  Email viewed by Alejandra Gonzalez (alejandra.gonzalez@mcallenisd.net)
2022-09-21 - 9:37:35 PM GMT- IP address: 198.96.22.249
-  Document e-signed by Alejandra Gonzalez (alejandra.gonzalez@mcallenisd.net)
Signature Date: 2022-09-21 - 9:37:45 PM GMT - Time Source: server- IP address: 198.96.22.249
-  Document emailed to Jose Gonzalez (jose.gonzalez@mcallenisd.net) for signature
2022-09-21 - 9:37:47 PM GMT
-  Email viewed by Jose Gonzalez (jose.gonzalez@mcallenisd.net)
2022-09-21 - 9:41:36 PM GMT- IP address: 198.96.22.248

**BOARD AGENDA REPORT
MCALLEN INDEPENDENT SCHOOL DISTRICT**

MEETING DATE: September 26, 2022

SUBMITTED BY: 

SUPERVISOR: 

Approved for presentation to the Board of Education:



49 Superintendent of Schools

PABLO "PAUL" VILLARREAL JR., ASSESSOR & COLLECTOR
 MCALLEN I.S.D. TAXES COLLECTED FOR:
 AUGUST 2022

COMPARATIVE RATE OF COLLECTIONS

MCALLEN I.S.D. SML - 47	ORIGINAL TAX LEVY	COLLECTED TO DATE	DROPPED YRS AFTER PURGE	MODIF. TO DATE	TAXES OUTSTANDING	PERCENT 2022/2023	COLLECTED 2021/2022
2022 TAX ROLL			-		-	#DIV/0!	0.00%
2021 & PRIOR YRS	6,780,691.39	775,182.57	(118,494.16)	(103,673.22)	5,783,341.44	11.82%	10.87%
ROLLBACK	5,614.49		-		5,614.49	0.00%	59.62%
TOTALS	6,786,305.88	775,182.57	(118,494.16)	(103,673.22)	5,788,955.93		

BREAKDOWN OF TAX COLLECTIONS AND FEES FOR THE MONTH OF AUGUST 2022

	MCALLEN ISD	MONTHLY MODIFICATIONS
CURRENT YEAR-BASE TAX	-	- CURRENT
CURRENT YEAR-P&I	-	
PRIOR YEARS-BASE TAX	283,795.79	(99,655.19) PRIOR
PRIOR YEARS-P&I	122,925.67	
ROLLBACK	-	- ROLLBACK
ROLLBACK P&I	-	
ATTORNEY FEES	65,868.56	- PURGED
TOTAL COLLECTIONS	472,590.02	(99,655.19)
LESS TRANSFERRED	266,757.92	
LESS IN TRANSIT	192,495.88	
LESS DUE TO HCAD COMM FEES	141.22	
LESS DUE TO CO TREASURER	13,195.00	
BALANCE	(0.00)	

*****AFFIDAVIT*****

I, PABLO "PAUL" VILLARREAL JR., ASSESSOR-COLLECTOR OF TAXES FOR THE MCALLEN I.S.D., DO SOLEMNLY SWEAR THAT THE ABOVE STATEMENT OF TAXES COLLECTED BY ME FOR THE MONTH OF AUGUST IS CORRECT.

Pablo (Paul) Villarreal Jr.

 ASSESSOR-COLLECTOR OF TAXES FOR MCALLEN I.S.D., TEXAS



SWORN AND SUBSCRIBED BEFORE ME THIS 9TH DAY OF SEPTEMBER 2022 A.D.

Jose E. Jaramillo

 NOTARY PUBLIC, HIDALGO COUNTY, TEXAS



**BOARD AGENDA REPORT
MCALLEN INDEPENDENT SCHOOL DISTRICT**

MEETING DATE: September 26, 2022

SUBMITTED BY: 

SUPERVISOR: 

Approved for presentation to the Board of Education:



51 _____
Superintendent of Schools

**COMPARISON OF BUDGET TO REVENUES, EXPENDITURES AND ENCUMBRANCES
FOR THE MONTH OF JUNE 30, 2022**

	A APPROVED BUDGET 2020-21 06/30/21	B YTD ACTUAL 07/01/20 TO 06/30/21	C APPROVED BUDGET 2021-22 06/30/22	D YTD ACTUAL 07/01/21 TO 06/30/22	E DIFFERENCE C - D	F OUTSTANDING ENCUMBRANCES 06/01/22 TO 06/30/22	G YTD REVENUES, EXPENSES AND ENCUMBRANCES D + F	H BUDGET LESS EXPENSES AND ENCUMBRANCES C - G
REVENUES:								
LOCAL AND INTERMEDIATE SOURCES	\$3,375,134	2,412,709	\$12,097,700	\$11,125,238	\$972,462		\$11,125,238	\$972,462
PROPERTY TAXES	81,273,682	81,234,042	85,696,013	\$85,755,828	(59,815)		85,755,828	(59,815)
STATE PROGRAM REVENUES	135,065,041	138,368,699	123,006,509	120,452,405	2,554,104		120,452,405	2,554,104
FEDERAL PROGRAM REVENUES	24,916,267	22,785,947	28,521,132	27,226,998	1,294,134		27,226,998	1,294,134
OTHER RESOURCES/NON-OPERATING REVENUES	6,527,463	6,539,515	212,235	457,092	(244,857)		457,092	(244,857)
SUB TOTAL	\$251,157,587	\$251,340,912	\$249,533,589	\$245,017,562	\$4,516,027		\$245,017,562	\$4,516,027
EXPENDITURES:								
11 INSTRUCTION	\$130,769,308	125,195,152	\$116,896,605	\$82,681,701	\$34,214,904	\$0	\$82,681,701	\$34,214,904
12 INST. RES. & MEDIA SERVICES	3,658,918	3,551,256	3,465,633	3,387,558	78,075	0	3,387,558	78,075
13 CURRICULUM DEV. & INST. STAFF DEV.	5,231,903	4,326,188	4,863,516	4,143,199	720,317	0	4,143,199	720,317
21 INST. LEADERSHIP	2,922,508	2,681,235	3,433,928	3,113,681	320,247	0	3,113,681	320,247
23 SCHOOL LEADERSHIP	13,865,298	13,749,648	13,396,370	13,070,468	325,902	0	13,070,468	325,902
31 GUID., COUNSELING & EVAL. SER.	9,958,471	9,637,386	10,159,483	9,719,285	440,198	0	9,719,285	440,198
32 SOCIAL WORK SERVICES	1,911,112	1,867,328	2,089,186	1,973,629	115,557	0	1,973,629	115,557
33 HEALTH SERVICES	3,144,471	3,125,764	3,076,401	2,789,850	286,551	0	2,789,850	286,551
34 STUDENT (PUPIL) TRANS.	5,220,606	3,525,336	6,165,919	5,458,493	707,426	0	5,458,493	707,426
35 FOOD SERVICES	22,786,465	20,055,274	21,224,379	17,418,300	3,806,079	0	17,418,300	3,806,079
36 CURRICULAR/EXTRACURRICULAR ACT.	8,656,119	7,586,485	10,698,692	9,474,008	1,224,684	0	9,474,008	1,224,684
41 GENERAL ADMINISTRATION	8,485,719	7,873,799	8,381,219	7,743,346	637,873	0	7,743,346	637,873
51 PLANT MAINT. & OPERATIONS	21,325,514	20,147,318	25,442,499	20,730,192	4,712,307	0	20,730,192	4,712,307
52 SECURITY AND MONITORING SERV.	5,082,946	4,229,847	5,778,811	4,738,415	1,040,396	0	4,738,415	1,040,396
53 DATA PROCESSING SERVICES	6,416,383	5,199,739	6,328,368	5,406,076	922,292	0	5,406,076	922,292
61 COMMUNITY SERVICES	57,851	49,649	103,133	91,769	11,364	0	91,769	11,364
71 DEBT SERVICE	5,224,931	4,996,383	6,067,528	5,535,097	532,431	0	5,535,097	532,431
81 FAC. ACQUISITION & CONST.	1,003,300	514,657	10,006,909	5,331,932	4,674,977	0	5,331,932	4,674,977
95 PMT. TO JUV. JUSTICE ALT. ED. PRG.	40,000	0	45,000	40,000	5,000	0	40,000	5,000
99 OTHER INTERGOVERNMENTAL CHARGES	907,579	906,174	944,270	934,269	10,001	0	934,269	10,001
00 OTHER USES/NON-OPERATING EXPENSES	2,959,330	1,190,151	1,533,780	1,448,780	85,000	0	1,448,780	85,000
SUB TOTAL	\$259,628,732	\$240,408,770	\$260,101,629	\$205,230,046	\$54,871,583	\$0	\$205,230,046	\$54,871,583
REVENUES OVER (UNDER) EXPENDITURES		\$10,932,142		\$39,787,516				
BEGINNING FUND BALANCE		97,700,231		107,594,997				
PRELIMINARY ENDING FUND BALANCE		<u>\$108,632,373</u>		<u>\$147,382,513</u>				
PRELIMINARY OPTIMUM FUND BALANCE FOR UNFORESEEN EVENTS		\$95,591,145		\$136,114,860				



QUARTERLY INVESTMENT REPORT

McAllen ISD

JUNE 30, 2022



MEEDER

PUBLIC FUNDS
PATTERSON GROUP

The Fight Against Inflation

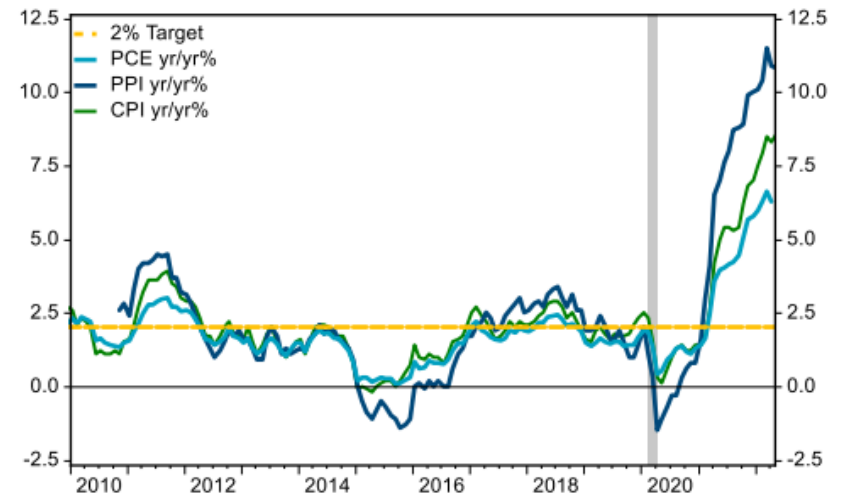
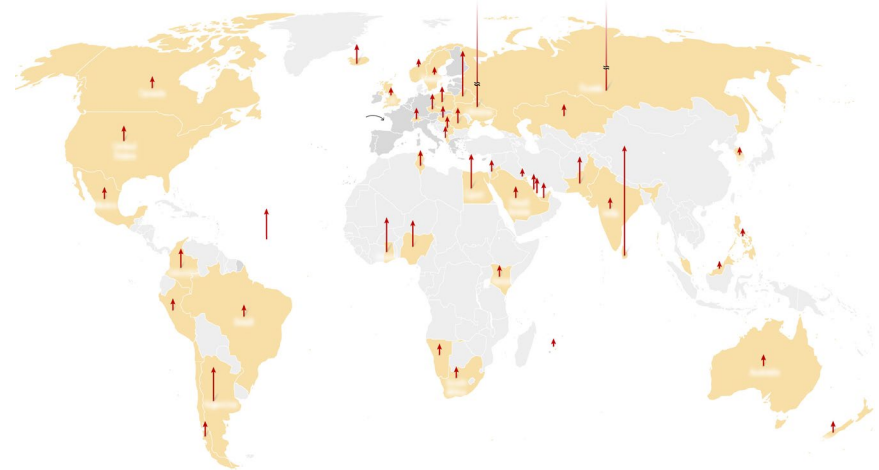
This month inflation is too hot and the Fed is actively fighting it. Current inflation is heavily “*supply-side*” driven which we have not seen since post WWII as the world recovered from a militarily focused economy. The confluence of too much money in the hands of consumers and a tangled supply chain continues to drive inflation. Higher rates can slow the consumer but the recovery timeline for the world-wide supply chains and its impact on business remains in question.

The government stimulus initiatives, while no doubt enacted with the best intentions, have exacerbated the inflationary pressures now crushing the American consumer. While other countries are also fighting inflation the US is fueled additionally by unprecedented stimulus funds which put so much money in the system. The economy has jumped from \$21.7T before the pandemic to \$24.4T – up 13%. Long-term, plowing money into the system doesn’t create growth, it causes inflation.

Inflation is easily seen at the pumps and the grocery store. Factors driving it are heightened by the Ukraine situation halting grain and energy flows, covid business shut-downs and the re-routing of shipping in China and Europe as well as our inability to re-start traditional energy sources/production.

Raising the short and long end bond rates will be effective but as central banks fight with massive rate increases, the markets have jumped ahead in their expectation of a recession. Now projections of recession abound.

45+ Central Banks are raising rates in the fight against inflation



Sources: BEA, BLS/Haver

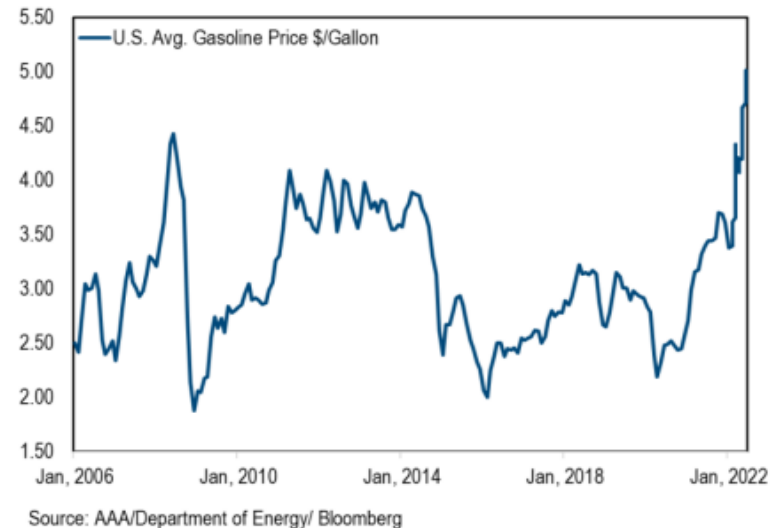
Growth Headwinds

The US economy is driven by the consumers who make up 2/3 of GDP. Growth is fragile partially because of the consumer's current challenges. Uncertainty causes cracks in the economy and fear of the future which then creates consumer caution. Ultimately production of goods slows and inventories build up unsold. There is still plenty of spending however as we see consumer spending up 9.2% even while personal income has risen only 2.6%.

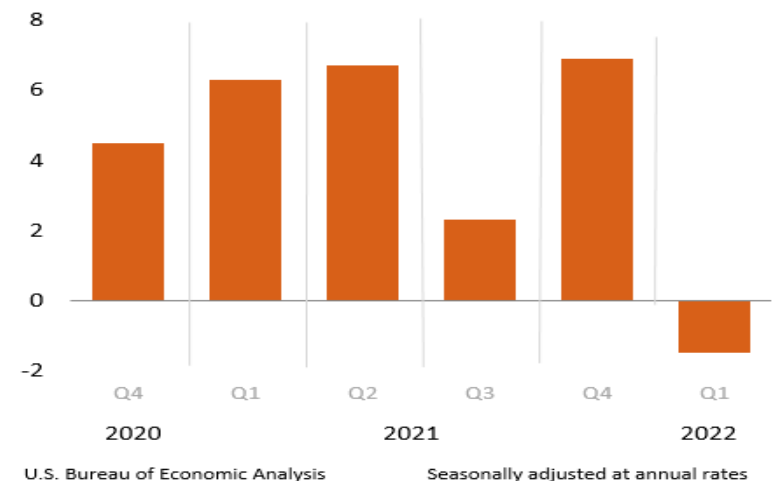
At some point the consumer will stop buying or shift their spending, sometimes out of necessity. Energy costs have risen 80% already in 2022 and with summer driving and then winter warming needs oil is expected to end the year over \$100/barrel.

Business must eventually pass on costs. A recent National Association of Business Economics survey found 45% of firms are passing on their production costs and 71% anticipate costs to increase. At some point the consumer will slow because the excess funds dry up and savings are depleted. As we've seen in the past businesses fail from lack of customers or lack of workers to serve those customers. This month's Chicago Fed National Activity index dropped from 0.4 to 0.01, a five-month low.

The ability to hire workers remains a real problem for business and therefore growth. There are currently two job openings for every unemployed person. To attract workers 70% of firms increased wages in the first quarter. Businesses cannot afford to keep raising wages as workers expect but many entities are initiating one-time bonuses or COLAs to help workers battle the high prices. Naturally, that brings us back to the impact of increased funds in the system increasing inflation. It will take time to work out all these factors.



Real GDP: Percent change from preceding quarter

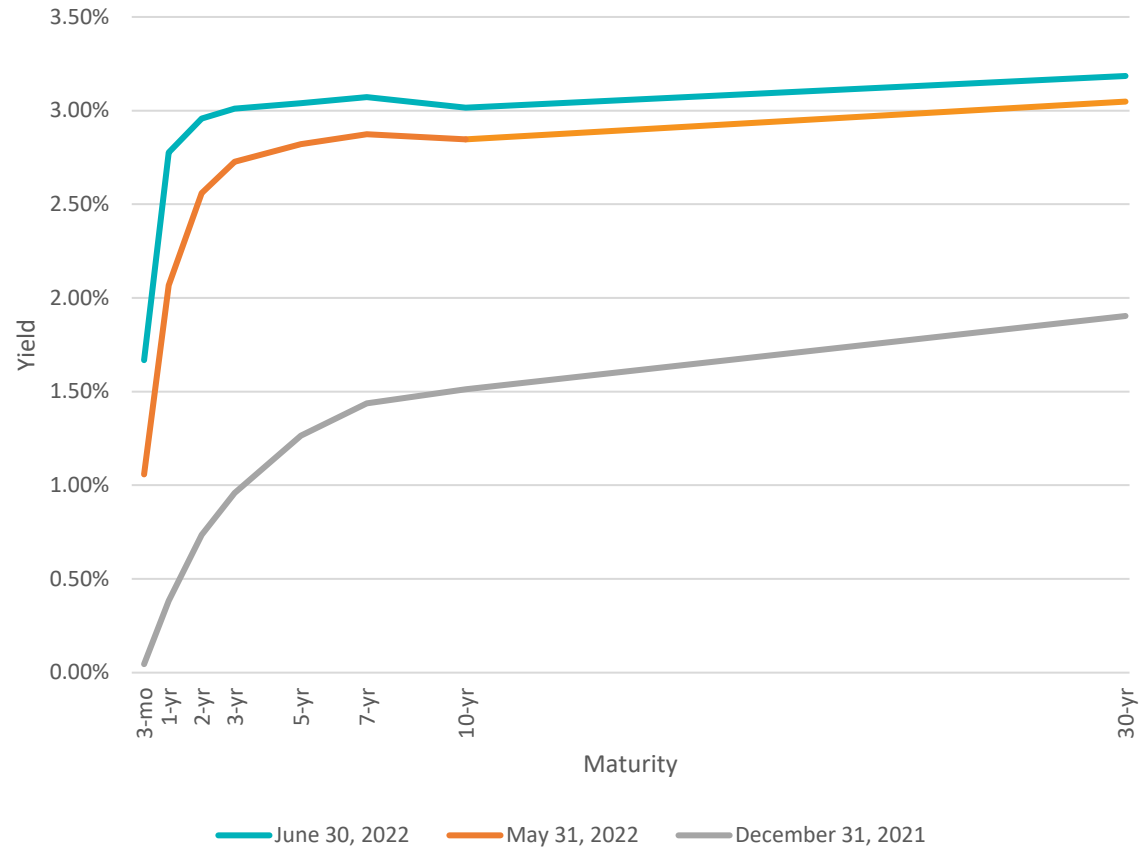


Built in Rate Increases

The Fed raised the overnight rate in June 0.75%. The move was directed at slowing inflation.

The Fed has conceded that raising rates will slow growth. It also reduces access to financing for those that need it, possibly putting at risk the prospect for a *soft landing*.

U.S. Treasury Yield Curve



McAllen Independent School District
 Quarterly Investment Report
 April 1, 2022 – June 30, 2022

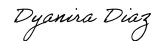
Portfolio Summary Management Report

This report and investment portfolio of the District is in compliance with the District's investment strategy as expressed in the District's investment policy and relevant provisions of the Government Code, Chapter 2256, the Public Funds Investment Act.

<u>Portfolio as of 03/31/22:</u>		<u>Portfolio as of 06/30/22:</u>	
Beginning Book Value	\$ 150,523,880	Ending Book Value	\$ 180,062,226
Beginning Market Value	\$ 149,806,752	Ending Market Value	\$ 179,106,529
		Investment Income for quarter	\$ 288,303
		Unrealized Gain/Loss	\$ (955,697)
WAM at Beginning Period Date ¹	167 days	WAM at Ending Period Date ¹	124 days
<i>(Increase in market value is due to seasonal cash inflows)</i>		Change in Market Value ²	\$ 29,299,777
Average Yield to Maturity for period		0.696%	
Average Yield 1-Year Treasury Bill for period		2.200%	
Average Yield 2-Year Treasury Note for period		2.720%	



 Iris Luna, Chief Financial Officer
 McAllen ISD



 Dyanira Diaz, Director of Accounting
 McAllen ISD



 Adelita Felix, Asst. Superintendent of Business Operations
 McAllen ISD



 Linda T. Patterson, President
 Patterson & Associates

¹ WAM – weighted average maturity

² “Change in Market Value” is required data, but will primarily reflect the receipt and expenditure of the District’s funds from month to month. *Patterson & Associates* has assisted in the preparation of this consolidated investment report, with additional input provided by McAllen ISD.

Your Portfolio

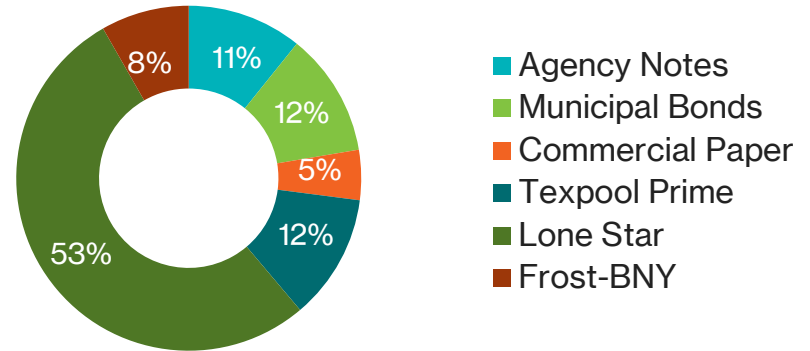
As of June 30, 2022

Your Portfolio Statistics

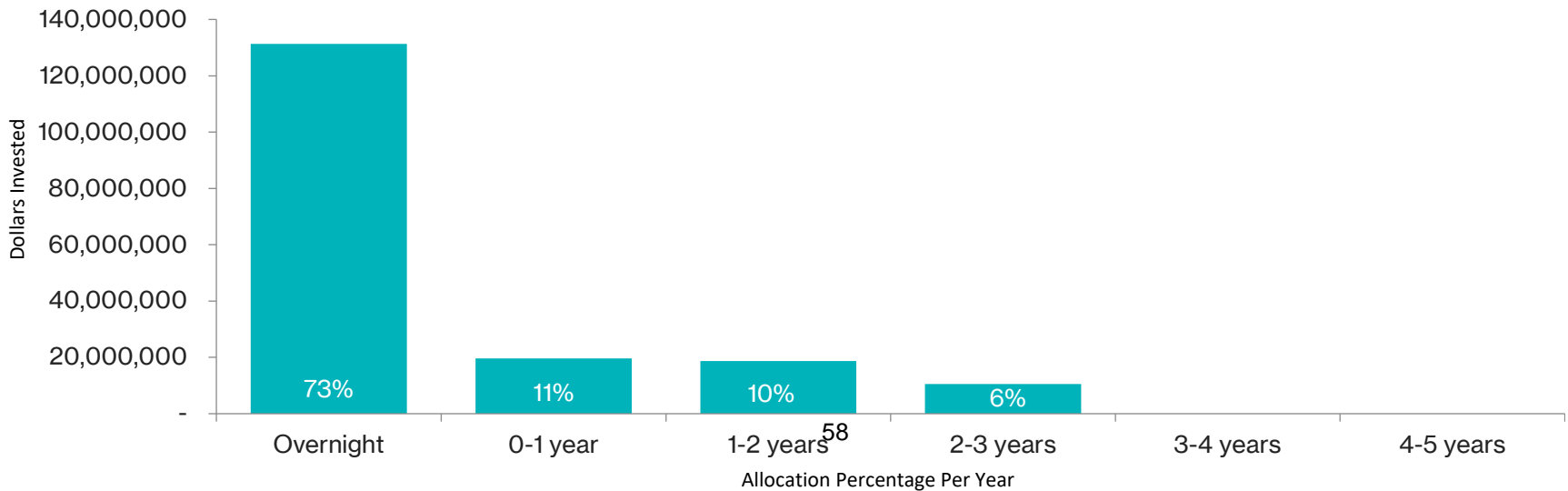
Weighted Average Maturity 0.34 years

Weighted Average Yield (All Funds) 0.967%

Your Asset Allocation



Your Maturity Distribution



**McAllen ISD
Portfolio Management
Portfolio Summary
June 30, 2022**

Patterson & Associates
901 S. MoPac
Suite 195
Austin, TX 78746
-

Investments	Par Value	Market Value	Book Value	% of Portfolio	Term	Days to Maturity	YTM 365 Equiv.
BNY Mellon	2,632.46	2,632.46	2,632.46	0.00	1	1	0.000
Frost Bank	14,898,686.50	14,898,686.50	14,898,686.50	8.27	1	1	0.020
Commercial Paper Disc. -Amortizing	8,500,000.00	8,420,696.00	8,453,858.75	4.69	221	126	1.494
Federal Agency Coupon Securities	19,400,000.00	18,787,877.69	19,400,000.00	10.77	928	728	0.897
Municipal Bonds	20,735,000.00	20,537,278.05	20,847,689.91	11.58	538	337	0.821
Texpool/Texpool Prime	21,216,574.95	21,216,574.95	21,216,574.95	11.78	1	1	1.102
Lone Star	95,242,783.03	95,242,783.03	95,242,783.03	52.89	1	1	1.083
	179,995,676.94	179,106,528.68	180,062,225.60	100.00%	173	124	0.967
Investments							
Cash and Accrued Interest							
Accrued Interest at Purchase		5,053.89	5,053.89				
Subtotal		5,053.89	5,053.89				
Total Cash and Investments	179,995,676.94	179,111,582.57	180,067,279.49		173	124	0.967

Total Earnings	June 30 Month Ending	Fiscal Year To Date	Fiscal Year Ending
Current Year	132,006.27	450,318.47	450,318.47

The following reports are submitted in accordance with the Public Funds Investment Act (Texas Gov't Code 2256). The reports also offer supplemental information not required by the Act in order to fully inform the governing body of McAllen ISD of the position and activity within the District's portfolio of investment. The reports include a management summary overview, a detailed inventory report for the end of the period, a transaction report, as well as graphic representations of the portfolio to provide full disclosure to the governing body.



Sep 23, 2022

Adelita Felix, Asst Sup't of Business Oper

**McAllen ISD FYE 2022
Summary by Type
June 30, 2022
Grouped by Fund**

Patterson & Associates
901 S. MoPac
Suite 195
Austin, TX 78746
-

Security Type	Number of Investments	Par Value	Book Value	% of Portfolio	Average YTM 365	Average Days to Maturity
Fund: Activity Fund						
Frost Bank	1	1,755,979.79	1,755,979.79	0.98	0.020	1
Subtotal	1	1,755,979.79	1,755,979.79	0.98	0.020	1
Fund: Clearing Fund						
Frost Bank	1	3,810,253.66	3,810,253.66	2.12	0.020	1
Subtotal	1	3,810,253.66	3,810,253.66	2.12	0.020	1
Fund: Capital Projects Fund						
Frost Bank	2	1,927,564.12	1,927,564.12	1.07	0.020	1
Lone Star	4	15,541,076.08	15,541,076.08	8.63	1.077	1
Subtotal	6	17,468,640.20	17,468,640.20	9.70	0.960	1
Fund: Debt Service Fund						
Frost Bank	1	6,920.19	6,920.19	0.00	0.020	1
Lone Star	2	3,254,831.46	3,254,831.46	1.81	1.082	1
Subtotal	3	3,261,751.65	3,261,751.65	1.81	1.080	1
Fund: General Fund						
Frost Bank	1	6,399,828.18	6,399,828.18	3.55	0.020	1
Federal Agency Coupon Securities	5	14,400,000.00	14,400,000.00	8.00	0.905	727
Lone Star	3	67,919,282.85	67,919,282.85	37.72	1.081	1
Commercial Paper Disc. -Amortizing	3	8,500,000.00	8,453,858.75	4.69	1.494	126
Municipal Bonds	7	13,385,000.00	13,462,556.84	7.48	0.751	282
Texpool/Texpool Prime	2	21,216,574.95	21,216,574.95	11.78	1.102	1
Subtotal	21	131,820,685.98	131,852,101.57	73.22	1.007	117
Fund: Plan 457 Fund						
Frost Bank	1	0.00	0.00	0.00	0.000	0
Subtotal	1	0.00	0.00	0.00	0.000	0

McAllen ISD FYE 2022
Summary by Type
June 30, 2022
Grouped by Fund

Security Type	Number of Investments	Par Value	Book Value	% of Portfolio	Average YTM 365	Average Days to Maturity
Fund: Proprietary Fund						
Frost Bank	1	998,140.56	998,140.56	0.55	0.020	1
Lone Star	2	8,527,592.64	8,527,592.64	4.74	1.115	1
Subtotal	3	9,525,733.20	9,525,733.20	5.29	1.000	1
Fund: QSCB - Reserve Fund						
BNY Mellon	1	2,632.46	2,632.46	0.00	0.000	1
Federal Agency Coupon Securities	2	5,000,000.00	5,000,000.00	2.78	0.877	730
Municipal Bonds	4	7,350,000.00	7,385,133.07	4.10	0.948	437
Subtotal	7	12,352,632.46	12,387,765.53	6.88	0.919	555
Fund: QSCB - Debt Service						
BNY Mellon	1	0.00	0.00	0.00	0.000	0
Subtotal	1	0.00	0.00	0.00	0.000	0
Total and Average	44	179,995,676.94	180,062,225.60	100.00	0.967	124



**McAllen ISD FYE 2022
Fund ACT - Activity Fund
Investments by Fund
June 30, 2022**

Patterson & Associates
901 S. MoPac
Suite 195
Austin, TX 78746
-

CUSIP	Investment #	Issuer	Purchase Date	Book Value	Par Value	Market Value	Current Rate	YTM 360	YTM 365	Maturity Days To Date Maturity
Frost Bank										
999915	10020	Frost Bank Public Checking	07/01/2021	1,755,979.79	1,755,979.79	1,755,979.79	0.020	0.019	0.020	1
Subtotal and Average				1,755,979.79	1,755,979.79	1,755,979.79		0.020	0.020	1
Total Investments and Average				1,755,979.79	1,755,979.79	1,755,979.79		0.020	0.020	1

**Fund CLEAR - Clearing Fund
Investments by Fund
June 30, 2022**

CUSIP	Investment #	Issuer	Purchase Date	Book Value	Par Value	Market Value	Current Rate	YTM 360	YTM 365	Maturity Days To Date Maturity
Frost Bank										
999914	10019	Frost Bank Public Checking	07/01/2021	3,810,253.66	3,810,253.66	3,810,253.66	0.020	0.019	0.020	1
Subtotal and Average				3,810,253.66	3,810,253.66	3,810,253.66		0.020	0.020	1
Total Investments and Average				3,810,253.66	3,810,253.66	3,810,253.66		0.020	0.020	1

**Fund CP - Capital Projects Fund
Investments by Fund
June 30, 2022**

CUSIP	Investment #	Issuer	Purchase Date	Book Value	Par Value	Market Value	Current Rate	YTM 360	YTM 365	Maturity Days To Date Maturity
Frost Bank										
999922	10103	Frost Bank Public Checking	07/01/2021	1,779,365.08	1,779,365.08	1,779,365.08	0.020	0.019	0.020	1
SYS10109	10109	Frost Bank Public Checking	07/01/2021	148,199.04	148,199.04	148,199.04	0.020	0.019	0.020	1
Subtotal and Average				1,927,564.12	1,927,564.12	1,927,564.12		0.020	0.020	1
Lone Star										
108906G	10101	Lone Star Corporate Overnight	12/18/2019	922,791.12	922,791.12	922,791.12	1.180	1.163	1.180	1
108906I	10108	Lone Star Corporate Overnight	02/21/2020	6,589,873.60	6,589,873.60	6,589,873.60	1.180	1.163	1.180	1
108906H	10102	Lone Star Government ON	12/18/2019	1,022,310.18	1,022,310.18	1,022,310.18	0.980	0.966	0.980	1
108906J	10113	Lone Star Government ON	03/12/2020	7,006,101.18	7,006,101.18	7,006,101.18	0.980	0.966	0.980	1
Subtotal and Average				15,541,076.08	15,541,076.08	15,541,076.08		1.062	1.077	1
Total Investments and Average				17,468,640.20	17,468,640.20	17,468,640.20		0.947	0.960	1

**Fund DS - Debt Service Fund
Investments by Fund
June 30, 2022**

CUSIP	Investment #	Issuer	Purchase Date	Book Value	Par Value	Market Value	Current Rate	YTM 360	YTM 365	Maturity Days To Date Maturity
Frost Bank										
999918	10023	Frost Bank Public Checking	07/01/2021	6,920.19	6,920.19	6,920.19	0.020	0.019	0.020	1
Subtotal and Average				6,920.19	6,920.19	6,920.19		0.020	0.020	1
Lone Star										
108906B	10032	Lone Star Corporate Overnight	10/22/2015	1,656,486.50	1,656,486.50	1,656,486.50	1.180	1.163	1.180	1
108906C	10089	Lone Star Government ON	08/05/2019	1,598,344.96	1,598,344.96	1,598,344.96	0.980	0.966	0.980	1
Subtotal and Average				3,254,831.46	3,254,831.46	3,254,831.46		1.067	1.082	1
Total Investments and Average				3,261,751.65	3,261,751.65	3,261,751.65		1.065	1.080	1

**Fund GEN - General Fund
Investments by Fund
June 30, 2022**

CUSIP	Investment #	Issuer	Purchase Date	Book Value	Par Value	Market Value	Current Rate	YTM 360	YTM 365	Maturity Date	Days To Maturity
Frost Bank											
999917	10022	Frost Bank Public Checking	07/01/2021	6,399,828.18	6,399,828.18	6,399,828.18	0.020	0.019	0.020		1
Subtotal and Average				6,399,828.18	6,399,828.18	6,399,828.18		0.020	0.020		1
Commercial Paper Disc. -Amortizing											
22533ULR2	10160	Credit Agricole CP	05/26/2022	2,478,664.58	2,500,000.00	2,472,815.00		2.159	2.189	11/25/2022	147
63873KJG3	10155	Natixis NY CP	02/22/2022	2,994,417.50	3,000,000.00	2,985,711.00		0.880	0.892	09/16/2022	77
63873KM61	10157	Natixis NY CP	03/14/2022	2,980,776.67	3,000,000.00	2,962,170.00		1.498	1.519	12/06/2022	158
Subtotal and Average				8,453,858.75	8,500,000.00	8,420,696.00		1.473	1.494		126
Federal Agency Coupon Securities											
3130ANDP2	10143	FHLB Call Note	08/18/2021	2,400,000.00	2,400,000.00	2,334,575.18	0.250	0.246	0.250	08/18/2023	413
3130APQM0	10150	FHLB Call Note	11/18/2021	3,000,000.00	3,000,000.00	2,867,356.11	1.000	0.986	1.000	11/18/2024	871
3130APQU2	10151	FHLB Call Note	11/22/2021	2,000,000.00	2,000,000.00	1,940,688.26	0.650	0.641	0.650	11/22/2023	509
3130AQLR2	10153	FHLB Call Note	02/07/2022	2,500,000.00	2,500,000.00	2,419,473.50	1.000	0.986	1.000	02/07/2024	586
3130AQYM9	10156	FHLB Step Note	02/28/2022	4,500,000.00	4,500,000.00	4,421,451.51	1.250	1.232	1.250	02/28/2025	973
Subtotal and Average				14,400,000.00	14,400,000.00	13,983,544.56		0.892	0.905		726
Municipal Bonds											
116083WW2	10154	Brownsburg IN 1999 School Bldg	02/16/2022	5,010,574.62	5,000,000.00	5,000,550.00	1.750	1.027	1.042	02/01/2023	215
476637AR4	10158	Jersey City NJ Redev Agy	03/16/2022	2,210,768.08	2,200,000.00	2,185,282.00	2.000	1.282	1.300	03/16/2023	258
67872OKM4	10145	Oklahoma County OK ISD	09/23/2021	1,102,554.90	1,100,000.00	1,070,410.00	0.500	0.234	0.238	09/01/2023	427
678553AP3	10147	Oklahoma City Econ Dev Trust	09/27/2021	1,019,643.58	1,000,000.00	1,002,960.00	3.204	0.246	0.250	03/01/2023	243
73358W4V3	10148	Port Authority of NY & NJ	10/15/2021	1,514,974.05	1,505,000.00	1,477,112.35	1.086	0.414	0.420	07/01/2023	365
8717027U4	10141	Syracuse NY	06/30/2021	1,604,041.61	1,580,000.00	1,584,803.20	2.000	0.246	0.249	05/15/2023	318
953107AB5	10142	West Hartford CT	07/08/2021	1,000,000.00	1,000,000.00	975,000.00	0.466	0.459	0.465	07/01/2023	365
Subtotal and Average				13,462,556.84	13,385,000.00	13,296,117.55		0.741	0.751		281
Texpool/Texpool Prime											
999921	10092	Texpool	08/05/2019	10,580,938.77	10,580,938.77	10,580,938.77	1.001	0.987	1.001		1
999920	10034	Texpool Prime	11/03/2015	10,635,636.18	10,635,636.18	10,635,636.18	1.203	1.186	1.203		1
Subtotal and Average				21,216,574.95	21,216,574.95	21,216,574.95		1.087	1.102		1

**Fund GEN - General Fund
Investments by Fund
June 30, 2022**

CUSIP	Investment #	Issuer	Purchase Date	Book Value	Par Value	Market Value	Current Rate	YTM 360	YTM 365	Maturity Days To Date Maturity
Lone Star										
108906F	10099	Lone Star Corporate Overnight+	11/18/2019	0.00	0.00	0.00				1
108906	10003	Lone Star Corporate Overnight	11/01/2014	34,330,201.29	34,330,201.29	34,330,201.29	1.180	1.163	1.180	1
108906D	10090	Lone Star Government ON	08/05/2019	33,589,081.56	33,589,081.56	33,589,081.56	0.980	0.966	0.980	1
Subtotal and Average				67,919,282.85	67,919,282.85	67,919,282.85		1.066	1.081	1
Total Investments and Average				131,852,101.57	131,820,685.98	131,236,044.09		0.993	1.007	116

**Fund PLAN457 - Plan 457 Fund
Investments by Fund
June 30, 2022**

CUSIP	Investment #	Issuer	Purchase Date	Book Value	Par Value	Market Value	Current Rate	YTM 360	YTM 365	Maturity Days To Date Maturity
Frost Bank										
999916	10021	Frost Bank Public Checking	07/01/2021	0.00	0.00	0.00				1
Subtotal and Average				0.00	0.00	0.00		0.000	0.000	0
Total Investments and Average				0.00	0.00	0.00		0.000	0.000	0

**Fund PROP - Proprietary Fund
Investments by Fund
June 30, 2022**

CUSIP	Investment #	Issuer	Purchase Date	Book Value	Par Value	Market Value	Current Rate	YTM 360	YTM 365	Maturity Days To Date Maturity
Frost Bank										
999919	10024	Frost Bank Public Checking	07/01/2021	998,140.56	998,140.56	998,140.56	0.020	0.019	0.020	1
Subtotal and Average				998,140.56	998,140.56	998,140.56		0.020	0.020	1
Lone Star										
108906A	10025	Lone Star Corporate Overnight	08/05/2015	5,764,578.12	5,764,578.12	5,764,578.12	1.180	1.163	1.180	1
108906E	10091	Lone Star Government ON	08/05/2019	2,763,014.52	2,763,014.52	2,763,014.52	0.980	0.966	0.980	1
Subtotal and Average				8,527,592.64	8,527,592.64	8,527,592.64		1.100	1.115	1
Total Investments and Average				9,525,733.20	9,525,733.20	9,525,733.20		0.987	1.000	1

**Fund QSCB - QSCB - Reserve Fund
Investments by Fund
June 30, 2022**

CUSIP	Investment #	Issuer	Purchase Date	Book Value	Par Value	Market Value	Current Rate	YTM 360	YTM 365	Maturity Date	Days To Maturity
BNY Mellon											
882521	10014	BNY Mellon - Cash	07/01/2021	2,632.46	2,632.46	2,632.46					1
Subtotal and Average				2,632.46	2,632.46	2,632.46		0.000	0.000		1
Federal Agency Coupon Securities											
3130ANDP2	10144	FHLB Call Note	08/18/2021	2,000,000.00	2,000,000.00	1,945,479.32	0.250	0.246	0.250	08/18/2023	413
3130AQJM6	10152	FHLB Call Note	01/28/2022	3,000,000.00	3,000,000.00	2,858,853.81	1.250	1.276	1.294	01/28/2025	942
Subtotal and Average				5,000,000.00	5,000,000.00	4,804,333.13		0.865	0.877		730
Municipal Bonds											
476637AR4	10159	Jersey City NJ Redev Agy	03/16/2022	1,256,118.23	1,250,000.00	1,241,637.50	2.000	1.282	1.300	03/16/2023	258
578060EQ4	10161	Mayes County OK ISD	06/29/2022	1,607,801.39	1,600,000.00	1,599,648.00	3.300	2.351	2.384	06/01/2024	701
678720KM4	10146	Oklahoma County OK ISD	09/23/2021	2,004,645.27	2,000,000.00	1,946,200.00	0.500	0.234	0.238	09/01/2023	427
73358W4V3	10149	Port Authority of NY & NJ	10/15/2021	2,516,568.18	2,500,000.00	2,453,675.00	1.086	0.414	0.420	07/01/2023	365
Subtotal and Average				7,385,133.07	7,350,000.00	7,241,160.50		0.935	0.948		436
Total Investments and Average				12,387,765.53	12,352,632.46	12,048,126.09		0.906	0.919		555

**Fund QSCBDS - QSCB - Debt Service
Investments by Fund
June 30, 2022**

CUSIP	Investment #	Issuer	Purchase Date	Book Value	Par Value	Market Value	Current Rate	YTM 360	YTM 365	Maturity Days To Date Maturity
BNY Mellon										
882520	10040	BNY Mellon - Cash	07/01/2021	0.00	0.00	0.00				1
Subtotal and Average				0.00	0.00	0.00		0.000	0.000	0
Total Investments and Average				0.00	0.00	0.00		0.000	0.000	0

**McAllen ISD FYE 2022
Cash Reconciliation Report
For the Period April 1, 2022 - June 30, 2022
Grouped by Fund**

Patterson & Associates
901 S. MoPac
Suite 195
Austin, TX 78746
-

Trans. Date	Investment #	Fund	Trans. Type	Security ID	Par Value	Security Description	Maturity Date	Purchases	Interest	Redemptions	Cash
General Fund											
05/01/2022	10123	GEN	Interest	64971WJ35	2,500,000.00	NYTRAN 2.5M 1.65% Mat.	05/01/2022	0.00	20,625.00	0.00	20,625.00
05/01/2022	10123	GEN	Maturity	64971WJ35	2,500,000.00	NYTRAN 2.5M 1.65% Mat.	05/01/2022	0.00	0.00	2,500,000.00	2,500,000.00
05/15/2022	10141	GEN	Interest	8717027U4	1,580,000.00	SYRANY 1.6M 2.00% Mat.	05/15/2023	0.00	27,650.00	0.00	27,650.00
05/18/2022	10150	GEN	Interest	3130APQM0	3,000,000.00	FHLBC 3.0M 1.00% Mat. 11/18/2024	11/18/2024	0.00	15,000.00	0.00	15,000.00
05/22/2022	10151	GEN	Interest	3130APQU2	2,000,000.00	FHLBC 2.0M 0.65% Mat. 11/22/2023	11/22/2023	0.00	6,500.00	0.00	6,500.00
05/26/2022	10138	GEN	Interest	476637AM5	2,910,000.00	JERSEY 2.9M 1.50% Mat.	05/26/2022	0.00	43,650.00	0.00	43,650.00
05/26/2022	10138	GEN	Maturity	476637AM5	2,910,000.00	JERSEY 2.9M 1.50% Mat.	05/26/2022	0.00	0.00	2,910,000.00	2,910,000.00
05/26/2022	10160	GEN	Purchase	22533ULR2	2,500,000.00	CRAGCP 2.5M 0.00% Mat.	11/25/2022	-2,473,439.58	0.00	0.00	-2,473,439.58
Subtotal								-2,473,439.58	113,425.00	5,410,000.00	3,049,985.42
QSCB - Reserve Fund											
05/26/2022	10139	QSCB	Interest	476637AM5	1,590,000.00	JERSEY 1.6M 1.50% Mat.	05/26/2022	0.00	23,850.00	0.00	23,850.00
05/26/2022	10139	QSCB	Maturity	476637AM5	1,590,000.00	JERSEY 1.6M 1.50% Mat.	05/26/2022	0.00	0.00	1,590,000.00	1,590,000.00
06/29/2022	10161	QSCB	Purchase	578060EQ4	1,600,000.00	MAYES 1.6M 3.30% Mat. 06/01/2024	06/01/2024	-1,607,824.00	-4,106.67	0.00	-1,611,930.67
Subtotal								-1,607,824.00	19,743.33	1,590,000.00	1,919.33
Total								-4,081,263.58	133,168.33	7,000,000.00	3,051,904.75

McAllen ISD FYE 2022
Purchases Report
Sorted by Fund - Fund
April 1, 2022 - June 30, 2022

Patterson & Associates
 901 S. MoPac
 Suite 195
 Austin, TX 78746
 -

CUSIP	Investment #	Fund	Sec. Type	Issuer	Original Par Value	Purchase Date	Payment Periods	Principal Purchased	Accrued Interest at Purchase	Rate at Purchase	Maturity Date	YTM	Ending Book Value
General Fund													
22533ULR2	10160	GEN	ACP	CRAGCP	2,500,000.00	05/26/2022	11/25 - At Maturity	2,473,439.58			11/25/2022	2.159	2,478,664.58
				Subtotal	2,500,000.00			2,473,439.58	0.00				2,478,664.58
QSCB - Reserve Fund													
578060EQ4	10161	QSCB	MC2	MAYES	1,600,000.00	06/29/2022	06/01 - 12/01	1,607,824.00	4,106.67	3.300	06/01/2024	2.384	1,607,801.39
				Subtotal	1,600,000.00			1,607,824.00	4,106.67				1,607,801.39
				Total Purchases	4,100,000.00			4,081,263.58	4,106.67				4,086,465.97



**McAllen ISD FYE 2022
Maturity Report
Sorted by Maturity Date
Receipts during April 1, 2022 - June 30, 2022**

Patterson & Associates
901 S. MoPac
Suite 195
Austin, TX 78746
-

CUSIP	Investment #	Fund	Sec. Type	Issuer	Par Value	Maturity Date	Purchase Date	Rate at Maturity	Book Value at Maturity	Interest	Maturity Proceeds	Net Income
64971WJ35	10123	GEN	MC2	NYTRAN	2,500,000.00	05/01/2022	10/13/2020	1.650	2,500,000.00	20,625.00	2,520,625.00	20,625.00
476637AM5	10138	GEN	MC2	JERSEY	2,910,000.00	05/26/2022	05/26/2021	1.500	2,910,000.00	43,650.00	2,953,650.00	43,650.00
476637AM5	10139	QSCB	MC2	JERSEY	1,590,000.00	05/26/2022	05/26/2021	1.500	1,590,000.00	23,850.00	1,613,850.00	23,850.00
Total Maturities					7,000,000.00				7,000,000.00	88,125.00	7,088,125.00	88,125.00

McAllen ISD FYE 2022
Interest Earnings
Sorted by Fund - Fund
April 1, 2022 - June 30, 2022
Yield on Average Book Value

Patterson & Associates
 901 S. MoPac
 Suite 195
 Austin, TX 78746
 -

CUSIP	Investment #	Fund	Security Type	Ending Par Value	Beginning Book Value	Average Book Value	Maturity Date	Current Rate	Annualized Yield	Adjusted Interest Earnings		
										Interest Earned	Amortization/ Accretion	Adjusted Interest Earnings
Fund: Activity Fund												
999915	10020	ACT	LA2	1,755,979.79	1,850,521.27	1,921,945.15		0.020	0.009	42.72	0.00	42.72
			Subtotal	1,755,979.79	1,850,521.27	1,921,945.15			0.009	42.72	0.00	42.72
Fund: Clearing Fund												
999914	10019	CLEAR	LA2	3,810,253.66	6,114,762.89	5,843,270.94		0.020	0.007	100.47	0.00	100.47
			Subtotal	3,810,253.66	6,114,762.89	5,843,270.94			0.007	100.47	0.00	100.47
Fund: Capital Projects Fund												
108906I	10108	CP	RR2	6,589,873.60	7,216,212.25	6,862,679.63		1.180	0.798	13,661.35	0.00	13,661.35
108906G	10101	CP	RR2	922,791.12	1,020,902.43	952,143.55		1.180	0.796	1,888.69	0.00	1,888.69
SYS10109	10109	CP	LA2	148,199.04	182,068.78	131,061.20		0.020	0.009	2.94	0.00	2.94
999922	10103	CP	LA2	1,779,365.08	407,256.16	977,368.19		0.020	0.009	21.93	0.00	21.93
108906H	10102	CP	RR2	1,022,310.18	1,020,784.11	1,021,106.00		0.980	0.599	1,526.07	0.00	1,526.07
108906J	10113	CP	RR2	7,006,101.18	7,415,381.43	7,258,140.75		0.980	0.592	10,719.75	0.00	10,719.75
			Subtotal	17,468,640.20	17,262,605.16	17,202,499.33			0.649	27,820.73	0.00	27,820.73
Fund: Debt Service Fund												
108906B	10032	DS	RR2	1,656,486.50	1,491,300.00	1,608,553.96		1.180	0.813	3,259.03	0.00	3,259.03
999918	10023	DS	LA2	6,920.19	6,218.57	6,622.98		0.020	0.009	0.15	0.00	0.15
108906C	10089	DS	RR2	1,598,344.96	1,454,102.50	1,552,814.12		0.980	0.609	2,359.46	0.00	2,359.46
			Subtotal	3,261,751.65	2,951,621.07	3,167,991.06			0.711	5,618.64	0.00	5,618.64
Fund: General Fund												
999921	10092	GEN	RRP	10,580,938.77	10,564,007.14	10,567,835.66		1.001	0.643	16,931.63	0.00	16,931.63
108906	10003	GEN	RR2	34,330,201.29	25,120,306.96	31,793,540.72		1.180	0.805	63,813.96	0.00	63,813.96
999917	10022	GEN	LA2	6,399,828.18	1,688,867.88	7,256,434.88		0.020	0.012	222.08	0.00	222.08
999920	10034	GEN	RRP	10,635,636.18	10,613,927.34	10,619,221.86		1.203	0.820	21,708.84	0.00	21,708.84
3130AQLR2	10153	GEN	FAC	2,500,000.00	2,500,000.00	2,500,000.00	02/07/2024	1.000	1.003	6,250.00	0.00	6,250.00
3130ANDP2	10143	GEN	FAC	2,400,000.00	2,400,000.00	2,400,000.00	08/18/2023	0.250	0.251	1,500.00	0.00	1,500.00

McAllen ISD FYE 2022
Interest Earnings
April 1, 2022 - June 30, 2022

CUSIP	Investment #	Fund	Security Type	Ending Par Value	Beginning Book Value	Average Book Value	Maturity Date	Current Rate	Annualized Yield	Adjusted Interest Earnings		
										Interest Earned	Amortization/ Accretion	Adjusted Interest Earnings
Fund: General Fund												
3130APQM0	10150	GEN	FAC	3,000,000.00	3,000,000.00	3,000,000.00	11/18/2024	1.000	1.003	7,500.00	0.00	7,500.00
3130APQU2	10151	GEN	FAC	2,000,000.00	2,000,000.00	2,000,000.00	11/22/2023	0.650	0.652	3,250.00	0.00	3,250.00
63873KM61	10157	GEN	ACP	3,000,000.00	2,969,705.00	2,975,301.67	12/06/2022		1.493	0.00	11,071.67	11,071.67
63873KJG3	10155	GEN	ACP	3,000,000.00	2,987,820.01	2,991,155.01	09/16/2022		0.885	0.00	6,597.49	6,597.49
108906D	10090	GEN	RR2	33,589,081.56	13,405,556.08	25,975,137.88		0.980	0.687	44,471.48	0.00	44,471.48
64971WJ35	10123	GEN	MC2	0.00	2,502,489.25	824,572.46	05/01/2022	1.650	0.461	3,437.50	-2,489.25	948.25
116083WW2	10154	GEN	MC2	5,000,000.00	5,026,095.43	5,018,249.75	02/01/2023	1.750	0.503	21,815.06	-15,520.81	6,294.25
476637AR4	10158	GEN	MC2	2,200,000.00	2,214,568.58	2,212,640.49	03/16/2023	2.000	1.305	11,000.00	-3,800.50	7,199.50
476637AM5	10138	GEN	MC2	0.00	2,915,228.30	1,760,342.46	05/26/2022	1.500	0.328	6,668.75	-5,228.30	1,440.45
8717027U4	10141	GEN	MC2	1,580,000.00	1,610,932.51	1,607,436.58	05/15/2023	2.000	0.252	7,900.00	-6,890.90	1,009.10
953107AB5	10142	GEN	MC2	1,000,000.00	1,000,000.00	1,000,000.00	07/01/2023	0.466	0.467	1,165.00	0.00	1,165.00
678720KM4	10145	GEN	MC2	1,100,000.00	1,103,102.38	1,102,824.63	09/01/2023	0.500	0.301	1,375.00	-547.48	827.52
678553AP3	10147	GEN	MC2	1,000,000.00	1,027,009.92	1,023,272.79	03/01/2023	3.204	0.252	8,010.00	-7,366.34	643.66
73358W4V3	10148	GEN	MC2	1,505,000.00	1,517,467.56	1,516,202.53	07/01/2023	1.086	0.421	4,086.08	-2,493.51	1,592.57
3130AQYM9	10156	GEN	FAC	4,500,000.00	4,500,000.00	4,500,000.00	02/28/2025	1.250	1.253	14,062.50	0.00	14,062.50
22533ULR2	10160	GEN	ACP	2,500,000.00	0.00	979,565.80	11/25/2022		2.139	0.00	5,225.00	5,225.00
			Subtotal	131,820,685.98	100,667,084.34	123,623,735.17			0.726	245,167.88	-21,442.93	223,724.95
Fund: Plan 457 Fund												
999916	10021	PLAN457	LA2	0.00	3,386.84	967.67			0.008	0.02	0.00	0.02
			Subtotal	0.00	3,386.84	967.67			0.008	0.02	0.00	0.02
Fund: Proprietary Fund												
108906A	10025	PROP	RR2	5,764,578.12	2,759,839.96	2,793,499.80		1.180	0.816	5,686.16	0.00	5,686.16
999919	10024	PROP	LA2	998,140.56	3,779,088.37	4,359,971.36		0.020	0.008	92.01	0.00	92.01
108906E	10091	PROP	RR2	2,763,014.52	2,757,942.17	2,759,468.34		0.980	0.599	4,124.35	0.00	4,124.35
			Subtotal	9,525,733.20	9,296,870.50	9,912,939.50			0.401	9,902.52	0.00	9,902.52
Fund: QSCB - Reserve Fund												
882521	10014	QSCB	LA1	2,632.46	713.13	603,732.24				0.00	0.00	0.00
3130ANDP2	10144	QSCB	FAC	2,000,000.00	2,000,000.00	2,000,000.00	08/18/2023	0.250	0.251	1,250.00	0.00	1,250.00
3130AQJM6	10152	QSCB	FAC	3,000,000.00	2,998,830.00	2,999,832.86	01/28/2025	1.250	1.410	9,375.00	1,170.00	10,545.00
476637AR4	10159	QSCB	MC2	1,250,000.00	1,258,277.60	1,257,182.10	03/16/2023	2.000	1.305	6,250.00	-2,159.37	4,090.63
476637AM5	10139	QSCB	MC2	0.00	1,592,856.70	961,836.60	05/26/2022	1.500	0.328	3,643.75	-2,856.70	787.05
678720KM4	10146	QSCB	MC2	2,000,000.00	2,005,640.69	2,005,135.69	09/01/2023	0.500	0.301	2,500.00	-995.42	1,504.58
73358W4V3	10149	QSCB	MC2	2,500,000.00	2,520,710.23	2,518,608.86	07/01/2023	1.086	0.421	6,787.50	-4,142.05	2,645.45
578060EQ4	10161	QSCB	MC2	1,600,000.00	0.00	35,336.42	06/01/2024	3.300	3.073	293.33	-22.61	270.72

McAllen ISD FYE 2022
 Interest Earnings
 April 1, 2022 - June 30, 2022

CUSIP	Investment #	Fund	Security Type	Ending Par Value	Beginning Book Value	Average Book Value	Maturity Date	Current Rate	Adjusted Interest Earnings			
									Annualized Yield	Interest Earned	Amortization/ Accretion	Adjusted Interest Earnings
			Subtotal	12,352,632.46	12,377,028.35	12,381,664.76			0.683	30,099.58	-9,006.15	21,093.43
			Total	179,995,676.94	150,523,880.42	174,055,013.57			0.664	318,752.56	-30,449.08	288,303.48

**McAllen ISD FYE 2022
Amortization Schedule
April 1, 2022 - June 30, 2022
Sorted By Fund - Fund**

Patterson & Associates
901 S. MoPac
Suite 195
Austin, TX 78746
-

Investment #	Maturity Date	Beginning Par Value				Amounts Amortized				
Issuer	Fund	Amort. Date	Current Rate	Purchase Principal	Original Premium or Discount	Ending Book Value	And Unamortized As of 04/01/2022	Amount Amortized This Period	Amt Amortized Through 06/30/2022	Amount Unamortized Through 06/30/2022
General Fund										
10154	GEN	02/01/2023	5,000,000.00	5,033,600.00	33,600.00	5,010,574.62	-7,504.57	-15,520.81	-23,025.38	10,574.62
Brownsburg IN 1999 School Bldg		09/01/2022	1.750				26,095.43			
10160	GEN	11/25/2022	2,500,000.00	2,473,439.58	-26,560.42	2,478,664.58	0.00	5,225.00	5,225.00	-21,335.42
Credit Agricole CP							-26,560.42			
10138	GEN	05/26/2022	2,910,000.00	2,944,221.60	34,221.60	0.00	-28,993.30	-5,228.30	-34,221.60	0.00
Jersey City NJ Redev Agy			1.500				5,228.30			
10158	GEN	03/16/2023	2,200,000.00	2,215,202.00	15,202.00	2,210,768.08	-633.42	-3,800.50	-4,433.92	10,768.08
Jersey City NJ Redev Agy			2.000				14,568.58			
10155	GEN	09/16/2022	3,000,000.00	2,985,065.01	-14,934.99	2,994,417.50	2,755.00	6,597.49	9,352.49	-5,582.50
Natixis NY CP							-12,179.99			
10157	GEN	12/06/2022	3,000,000.00	2,967,515.00	-32,485.00	2,980,776.67	2,190.00	11,071.67	13,261.67	-19,223.33
Natixis NY CP							-30,295.00			
10123	GEN	05/01/2022	2,500,000.00	2,546,300.00	46,300.00	0.00	-43,810.75	-2,489.25	-46,300.00	0.00
NYC Trans Finance Auth			1.650				2,489.25			
10145	GEN	09/01/2023	1,100,000.00	1,104,246.00	4,246.00	1,102,554.90	-1,143.62	-547.48	-1,691.10	2,554.90
Oklahoma County OK ISD			0.500				3,102.38			
10147	GEN	03/01/2023	1,000,000.00	1,042,070.00	42,070.00	1,019,643.58	-15,060.08	-7,366.34	-22,426.42	19,643.58
Oklahoma City Econ Dev Trust			3.204				27,009.92			
10148	GEN	07/01/2023	1,505,000.00	1,522,066.70	17,066.70	1,514,974.05	-4,599.14	-2,493.51	-7,092.65	9,974.05
Port Authority of NY & NJ			1.086				12,467.56			
10141	GEN	05/15/2023	1,580,000.00	1,631,681.80	51,681.80	1,604,041.61	-20,749.29	-6,890.90	-27,640.19	24,041.61
Syracuse NY			2.000				30,932.51			
Subtotal				26,465,407.69	170,407.69	20,916,415.59	-117,549.17	-21,442.93	-138,992.10	31,415.59
							52,858.52			
QSCB - Reserve Fund										
10152	QSCB	01/28/2025	3,000,000.00	2,996,100.00	-3,900.00	3,000,000.00	2,730.00	1,170.00	3,900.00	0.00
FHLB Call Note		04/28/2022	1.250				-1,170.00			
10139	QSCB	05/26/2022	1,590,000.00	1,608,698.40	18,698.40	0.00	-15,841.70	-2,856.70	-18,698.40	0.00
Jersey City NJ Redev Agy			1.500				2,856.70			
10159	QSCB	03/16/2023	1,250,000.00	1,258,637.50	8,637.50	1,256,118.23	-359.90	-2,159.37	-2,519.27	6,118.23
Jersey City NJ Redev Agy			2.000				8,277.60			
10161	QSCB	06/01/2024	1,600,000.00	1,607,824.00	7,824.00	1,607,801.39	0.00	-22.61	-22.61	7,801.39
Mayes County OK ISD			3.300				7,824.00			

**McAllen ISD FYE 2022
Amortization Schedule
April 1, 2022 - June 30, 2022**

Investment #		Maturity Date	Beginning Par Value	Purchase	Original Premium	Ending	Amounts Amortized	Amount Amortized	Amt Amortized	Amount Unamortized
Issuer	Fund	Amort. Date	Current Rate	Principal	or Discount	Book Value	And Unamortized As of 04/01/2022	This Period	Through 06/30/2022	Through 06/30/2022
QSCB - Reserve Fund										
10146	QSCB	09/01/2023	2,000,000.00	2,007,720.00	7,720.00	2,004,645.27	-2,079.31	-995.42	-3,074.73	4,645.27
	Oklahoma County OK ISD		0.500				5,640.69			
10149	QSCB	07/01/2023	2,500,000.00	2,528,350.00	28,350.00	2,516,568.18	-7,639.77	-4,142.05	-11,781.82	16,568.18
	Port Authority of NY & NJ		1.086				20,710.23			
			Subtotal	12,007,329.90	67,329.90	10,385,133.07	-23,190.68	-9,006.15	-32,196.83	35,133.07
			Total	38,472,737.59	237,737.59	31,301,548.66	-140,739.85	-30,449.08	-171,188.93	66,548.66
							96,997.74			

**McAllen ISD FYE 2022
Projected Cashflow Report
Sorted by Monthly
For the Period July 1, 2022 - January 31, 2023**

Patterson & Associates
901 S. MoPac
Suite 195
Austin, TX 78746
-

Projected Trans. Date	Investment #	Fund	Security ID	Transaction Type	Issuer	Par Value	Original Cost	Principal	Interest	Total
July 2022										
07/01/2022	10142	GEN	953107AB5	Interest	West Hartford CT	0.00	0.00	0.00	4,569.39	4,569.39
07/01/2022	10148	GEN	73358W4V3	Interest	Port Authority of NY & NJ	0.00	0.00	0.00	8,172.15	8,172.15
07/01/2022	10149	QSCB	73358W4V3	Interest	Port Authority of NY & NJ	0.00	0.00	0.00	13,575.00	13,575.00
07/07/2022	10153	GEN	3130AQLR2	Call	FHLB Call Note	2,500,000.00	2,500,000.00	2,500,000.00	0.00	2,500,000.00
07/28/2022	10152	QSCB	3130AQJM6	Interest	FHLB Call Note	0.00	0.00	0.00	18,750.00	18,750.00
07/28/2022	10152	QSCB	3130AQJM6	Call	FHLB Call Note	3,000,000.00	2,996,100.00	3,000,000.00	0.00	3,000,000.00
Total for July 2022						5,500,000.00	5,496,100.00	5,500,000.00	45,066.54	5,545,066.54
August 2022										
08/07/2022	10153	GEN	3130AQLR2	Interest	FHLB Call Note	0.00	0.00	0.00	12,500.00	12,500.00
08/18/2022	10143	GEN	3130ANDP2	Interest	FHLB Call Note	0.00	0.00	0.00	3,000.00	3,000.00
08/18/2022	10143	GEN	3130ANDP2	Call	FHLB Call Note	2,400,000.00	2,400,000.00	2,400,000.00	0.00	2,400,000.00
08/18/2022	10144	QSCB	3130ANDP2	Interest	FHLB Call Note	0.00	0.00	0.00	2,500.00	2,500.00
08/18/2022	10144	QSCB	3130ANDP2	Call	FHLB Call Note	2,000,000.00	2,000,000.00	2,000,000.00	0.00	2,000,000.00
08/18/2022	10150	GEN	3130APQM0	Call	FHLB Call Note	3,000,000.00	3,000,000.00	3,000,000.00	0.00	3,000,000.00
08/22/2022	10151	GEN	3130APQU2	Call	FHLB Call Note	2,000,000.00	2,000,000.00	2,000,000.00	0.00	2,000,000.00
08/28/2022	10156	GEN	3130AQYM9	Interest	FHLB Step Note	0.00	0.00	0.00	28,125.00	28,125.00
Total for August 2022						9,400,000.00	9,400,000.00	9,400,000.00	46,125.00	9,446,125.00
September 2022										
09/01/2022	10147	GEN	678553AP3	Interest	Oklahoma City Econ Dev Trust	0.00	0.00	0.00	16,020.00	16,020.00
09/01/2022	10154	GEN	116083VWV2	Call	Brownsburg IN 1999 School Bldg	5,000,000.00	5,033,600.00	5,000,000.00	0.00	5,000,000.00
09/16/2022	10155	GEN	63873KJG3	Maturity	Natixis NY CP	3,000,000.00	2,985,065.01	3,000,000.00	0.00	3,000,000.00
Total for September 2022						8,000,000.00	8,018,665.01	8,000,000.00	16,020.00	8,016,020.00
November 2022										
11/15/2022	10141	GEN	8717027U4	Interest	Syracuse NY	0.00	0.00	0.00	15,800.00	15,800.00
11/18/2022	10150	GEN	3130APQM0	Interest	FHLB Call Note	0.00	0.00	0.00	15,000.00	15,000.00
11/22/2022	10151	GEN	3130APQU2	Interest	FHLB Call Note	0.00	0.00	0.00	6,500.00	6,500.00
11/25/2022	10160	GEN	22533ULR2	Maturity	Credit Agricole CP	2,500,000.00	2,473,439.58	2,500,000.00	0.00	2,500,000.00
Total for November 2022						2,500,000.00	2,473,439.58	2,500,000.00	37,300.00	2,537,300.00
December 2022										

**McAllen ISD FYE 2022
Projected Cashflow Report
For the Period July 1, 2022 - January 31, 2023**

Projected Trans. Date	Investment #	Fund	Security ID	Transaction Type	Issuer	Par Value	Original Cost	Principal	Interest	Total
December 2022										
12/06/2022	10157	GEN	63873KM61	Maturity	Natixis NY CP	3,000,000.00	2,967,515.00	3,000,000.00	0.00	3,000,000.00
Total for December 2022						3,000,000.00	2,967,515.00	3,000,000.00	0.00	3,000,000.00
January 2023										
01/01/2023	10142	GEN	953107AB5	Interest	West Hartford CT	0.00	0.00	0.00	2,330.00	2,330.00
01/01/2023	10148	GEN	73358W4V3	Interest	Port Authority of NY & NJ	0.00	0.00	0.00	8,172.15	8,172.15
01/01/2023	10149	QSCB	73358W4V3	Interest	Port Authority of NY & NJ	0.00	0.00	0.00	13,575.00	13,575.00
01/28/2023	10152	QSCB	3130AQJM6	Interest	FHLB Call Note	0.00	0.00	0.00	18,750.00	18,750.00
Total for January 2023						0.00	0.00	0.00	42,827.15	42,827.15
GRAND TOTALS:						28,400,000.00	28,355,719.59	28,400,000.00	187,338.69	28,587,338.69

McAllen ISD FYE 2022
Texas Compliance Change in Val Report
Sorted by Fund
April 1, 2022 - June 30, 2022

Patterson & Associates
 901 S. MoPac
 Suite 195
 Austin, TX 78746
 -

Inv #	Issuer	Fund	Purch Date	Interest Accrual	Beginning Book Value	Purchases/ Additions	Redemptions	Change in Value	Ending Book Value
Cusip	Par Value	YTM	Mat Date	Interest Received	Beginning Market Value				Ending Market Value
Fund: Activity Fund									
10020	FBPC	ACT	07/01/2021	42.72	1,850,521.27	431,741.94	526,283.42	-94,541.48	1,755,979.79
999915	1,755,979.79	0.020	/ /	43.07	1,850,521.27	431,741.94	526,283.42	-94,541.48	1,755,979.79
Sub Totals For: Fund: Activity Fund				42.72	1,850,521.27	431,741.94	526,283.42	-94,541.48	1,755,979.79
				43.07	1,850,521.27	431,741.94	526,283.42	-94,541.48	1,755,979.79
Fund: Clearing Fund									
10019	FBPC	CLEAR	07/01/2021	100.47	6,114,762.89	67,941,676.81	70,246,186.04	-2,304,509.23	3,810,253.66
999914	3,810,253.66	0.020	/ /	100.00	6,114,762.89	67,941,676.81	70,246,186.04	-2,304,509.23	3,810,253.66
Sub Totals For: Fund: Clearing Fund				100.47	6,114,762.89	67,941,676.81	70,246,186.04	-2,304,509.23	3,810,253.66
				100.00	6,114,762.89	67,941,676.81	70,246,186.04	-2,304,509.23	3,810,253.66
Fund: Capital Projects Fun									
10101	LSCORP	CP	12/18/2019	1,888.69	1,020,902.43	1,888.69	100,000.00	-98,111.31	922,791.12
108906G	922,791.12	1.180	/ /	1,888.69	1,020,902.43	1,888.69	100,000.00	-98,111.31	922,791.12
10102	LSGOVT	CP	12/18/2019	1,526.07	1,020,784.11	1,526.07	0.00	1,526.07	1,022,310.18
108906H	1,022,310.18	0.980	/ /	1,526.07	1,020,784.11	1,526.07	0.00	1,526.07	1,022,310.18
10103	FBPC	CP	07/01/2021	21.93	407,256.16	1,500,034.08	127,925.16	1,372,108.92	1,779,365.08
999922	1,779,365.08	0.020	/ /	12.15	407,256.16	1,500,034.08	127,925.16	1,372,108.92	1,779,365.08
10108	LSCORP	CP	02/21/2020	13,661.35	7,216,212.25	13,661.35	640,000.00	-626,338.65	6,589,873.60
108906I	6,589,873.60	1.180	/ /	13,661.35	7,216,212.25	13,661.35	640,000.00	-626,338.65	6,589,873.60
10109	FBPC	CP	07/01/2021	2.94	182,068.78	1,060,005.92	1,093,872.68	-33,869.74	148,199.04
SYS10109	148,199.04	0.020	/ /	2.98	182,068.78	1,060,005.92	1,093,872.68	-33,869.74	148,199.04
10113	LSGOVT	CP	03/12/2020	10,719.75	7,415,381.43	10,719.75	420,000.00	-409,280.25	7,006,101.18
108906J	7,006,101.18	0.980	/ /	10,719.75	7,415,381.43	10,719.75	420,000.00	-409,280.25	7,006,101.18

McAllen ISD FYE 2022
Texas Compliance Change in Val Report
April 1, 2022 - June 30, 2022

Inv #	Issuer	Fund	Purch Date	Interest Accrual	Beginning Book Value	Purchases/ Additions	Redemptions	Change in Value	Ending Book Value
Cusip	Par Value	YTM	Mat Date	Interest Received	Beginning Market Value				Ending Market Value
Sub Totals For: Fund: Capital Projects Fun				27,820.73	17,262,605.16	2,587,835.86	2,381,797.84	206,035.04	17,468,640.20
				27,810.99	17,262,605.16	2,587,835.86	2,381,797.84	206,035.04	17,468,640.20
Fund: Debt Service Fund									
10023	FBPC	DS	07/01/2021	0.15	6,218.57	701.77	0.15	701.62	6,920.19
999918	6,920.19	0.020	/ /	0.15	6,218.57	701.77	0.15	701.62	6,920.19
10032	LSCORP	DS	10/22/2015	3,259.03	1,491,300.00	377,537.16	212,350.66	165,186.50	1,656,486.50
108906B	1,656,486.50	1.180	/ /	3,259.03	1,491,300.00	377,537.16	212,350.66	165,186.50	1,656,486.50
10089	LSGOVT	DS	08/05/2019	2,359.46	1,454,102.50	144,242.46	0.00	144,242.46	1,598,344.96
108906C	1,598,344.96	0.980	/ /	2,359.46	1,454,102.50	144,242.46	0.00	144,242.46	1,598,344.96
Sub Totals For: Fund: Debt Service Fund				5,618.64	2,951,621.07	522,481.39	212,350.81	310,130.58	3,261,751.65
				5,618.64	2,951,621.07	522,481.39	212,350.81	310,130.58	3,261,751.65
Fund: General Fund									
10003	LSCORP	GEN	11/01/2014	63,813.96	25,120,306.96	93,393,894.59	84,184,000.26	9,209,894.33	34,330,201.29
108906	34,330,201.29	1.180	/ /	63,813.96	25,120,306.96	93,393,894.59	84,184,000.26	9,209,894.33	34,330,201.29
10022	FBPC	GEN	07/01/2021	222.08	1,688,867.88	90,487,500.82	85,776,540.52	4,710,960.30	6,399,828.18
999917	6,399,828.18	0.020	/ /	199.36	1,688,867.88	90,487,500.82	85,776,540.52	4,710,960.30	6,399,828.18
10034	TXPPRM	GEN	11/03/2015	21,708.84	10,613,927.34	21,708.84	0.00	21,708.84	10,635,636.18
999920	10,635,636.18	1.203	/ /	21,708.84	10,613,927.34	21,708.84	0.00	21,708.84	10,635,636.18
10090	LSGOVT	GEN	08/05/2019	44,471.48	13,405,556.08	20,183,525.48	0.00	20,183,525.48	33,589,081.56
108906D	33,589,081.56	0.980	/ /	44,471.48	13,405,556.08	20,183,525.48	0.00	20,183,525.48	33,589,081.56
10092	TXPOOL	GEN	08/05/2019	16,931.63	10,564,007.14	16,931.63	0.00	16,931.63	10,580,938.77
999921	10,580,938.77	1.001	/ /	16,931.63	10,564,007.14	16,931.63	0.00	16,931.63	10,580,938.77
10099	LSCO+	GEN	11/18/2019	0.00	0.00	0.00	0.00	0.00	0.00
108906F	0.00	0.000	/ /	0.00	0.00	0.00	0.00	0.00	0.00
10123	NYTRAN	GEN	10/13/2020	3,437.50	2,502,489.25	0.00	2,500,000.00	-2,502,489.25	0.00
64971WJ35	0.00	0.000	05/01/2022	20,625.00	2,501,575.00	0.00	2,500,000.00	-2,501,575.00	0.00

McAllen ISD FYE 2022
Texas Compliance Change in Val Report
April 1, 2022 - June 30, 2022

Inv #	Issuer	Fund	Purch Date	Interest Accrual	Beginning Book Value				Ending Book Value
Cusip	Par Value	YTM	Mat Date	Interest Received	Beginning Market Value	Purchases/ Additions	Redemptions	Change in Value	Ending Market Value
10138	JERSEY	GEN	05/26/2021	6,668.75	2,915,228.30	0.00	2,910,000.00	-2,915,228.30	0.00
476637AM5	0.00	0.000	05/26/2022	43,650.00	2,913,259.20	0.00	2,910,000.00	-2,913,259.20	0.00
10141	SYRANY	GEN	06/30/2021	7,900.00	1,610,932.51	0.00	0.00	-6,890.90	1,604,041.61
87117027U4	1,580,000.00	0.249	05/15/2023	27,650.00	1,586,399.00	0.00	0.00	-1,595.80	1,584,803.20
10142	WESTHT	GEN	07/08/2021	1,165.00	1,000,000.00	0.00	0.00	0.00	1,000,000.00
953107AB5	1,000,000.00	0.465	07/01/2023	0.00	983,440.00	0.00	0.00	-8,440.00	975,000.00
10143	FHLBC	GEN	08/18/2021	1,500.00	2,400,000.00	0.00	0.00	0.00	2,400,000.00
3130ANDP2	2,400,000.00	0.250	08/18/2023	0.00	2,350,074.89	0.00	0.00	-15,499.71	2,334,575.18
10145	OKCOSD	GEN	09/23/2021	1,375.00	1,103,102.38	0.00	0.00	-547.48	1,102,554.90
678720KM4	1,100,000.00	0.238	09/01/2023	0.00	1,076,108.00	0.00	0.00	-5,698.00	1,070,410.00
10147	OKECON	GEN	09/27/2021	8,010.00	1,027,009.92	0.00	0.00	-7,366.34	1,019,643.58
678553AP3	1,000,000.00	0.250	03/01/2023	0.00	1,013,240.00	0.00	0.00	-10,280.00	1,002,960.00
10148	PORTNW	GEN	10/15/2021	4,086.08	1,517,467.56	0.00	0.00	-2,493.51	1,514,974.05
73358W4V3	1,505,000.00	0.420	07/01/2023	0.00	1,487,090.50	0.00	0.00	-9,978.15	1,477,112.35
10150	FHLBC	GEN	11/18/2021	7,500.00	3,000,000.00	0.00	0.00	0.00	3,000,000.00
3130APQM0	3,000,000.00	1.000	11/18/2024	15,000.00	2,895,601.35	0.00	0.00	-28,245.24	2,867,356.11
10151	FHLBC	GEN	11/22/2021	3,250.00	2,000,000.00	0.00	0.00	0.00	2,000,000.00
3130APQU2	2,000,000.00	0.650	11/22/2023	6,500.00	1,955,606.70	0.00	0.00	-14,918.44	1,940,688.26
10153	FHLBC	GEN	02/07/2022	6,250.00	2,500,000.00	0.00	0.00	0.00	2,500,000.00
3130AQLR2	2,500,000.00	1.000	02/07/2024	0.00	2,438,359.23	0.00	0.00	-18,885.73	2,419,473.50
10154	BROWNS	GEN	02/16/2022	21,815.06	5,026,095.43	0.00	0.00	-15,520.81	5,010,574.62
116083WW2	5,000,000.00	1.042	02/01/2023	0.00	5,002,600.00	0.00	0.00	-2,050.00	5,000,550.00
10155	NATINY	GEN	02/22/2022	0.00	2,987,820.01	0.00	0.00	6,597.49	2,994,417.50
63873KJG3	3,000,000.00	0.880	09/16/2022	0.00	2,980,944.00	0.00	0.00	4,767.00	2,985,711.00
10156	FHLBS	GEN	02/28/2022	14,062.50	4,500,000.00	0.00	0.00	0.00	4,500,000.00
3130AQYM9	4,500,000.00	1.250	02/28/2025	0.00	4,454,464.68	0.00	0.00	-33,013.17	4,421,451.51

McAllen ISD FYE 2022
Texas Compliance Change in Val Report
April 1, 2022 - June 30, 2022

Inv #	Issuer	Fund	Purch Date	Interest Accrual	Beginning Book Value	Purchases/ Additions	Redemptions	Change in Value	Ending Book Value
Cusip	Par Value	YTM	Mat Date	Interest Received	Beginning Market Value				Ending Market Value
10157	NATINY	GEN	03/14/2022	0.00	2,969,705.00	0.00	0.00	11,071.67	2,980,776.67
63873KM61	3,000,000.00	1.498	12/06/2022	0.00	2,963,895.00	0.00	0.00	-1,725.00	2,962,170.00
10158	JERSEY	GEN	03/16/2022	11,000.00	2,214,568.58	0.00	0.00	-3,800.50	2,210,768.08
476637AR4	2,200,000.00	1.300	03/16/2023	0.00	2,203,960.00	0.00	0.00	-18,678.00	2,185,282.00
10160	CRAGCP	GEN	05/26/2022	0.00	0.00	2,473,439.58	0.00	2,478,664.58	2,478,664.58
22533ULR2	2,500,000.00	2.159	11/25/2022	0.00	0.00	2,473,439.58	0.00	2,472,815.00	2,472,815.00
Sub Totals For: Fund: General Fund				245,167.88	100,667,084.34	206,577,000.94	175,370,540.78	31,185,017.23	131,852,101.57
				260,550.27	100,199,282.95	206,577,000.94	175,370,540.78	31,036,761.14	131,236,044.09
Fund: Plan 457 Fund									
10021	FBPC	PLAN457	07/01/2021	0.02	3,386.84	0.07	3,386.91	-3,386.84	0.00
999916	0.00	0.000	/ /	0.05	3,386.84	0.07	3,386.91	-3,386.84	0.00
Sub Totals For: Fund: Plan 457 Fund				0.02	3,386.84	0.07	3,386.91	-3,386.84	0.00
				0.05	3,386.84	0.07	3,386.91	-3,386.84	0.00
Fund: Proprietary Fund									
10024	FBPC	PROP	07/01/2021	92.01	3,779,088.37	7,489,178.12	10,270,125.93	-2,780,947.81	998,140.56
999919	998,140.56	0.020	/ /	82.09	3,779,088.37	7,489,178.12	10,270,125.93	-2,780,947.81	998,140.56
10025	LSCORP	PROP	08/05/2015	5,686.16	2,759,839.96	3,005,686.16	948.00	3,004,738.16	5,764,578.12
108906A	5,764,578.12	1.180	/ /	5,686.16	2,759,839.96	3,005,686.16	948.00	3,004,738.16	5,764,578.12
10091	LSGOVT	PROP	08/05/2019	4,124.35	2,757,942.17	5,072.35	0.00	5,072.35	2,763,014.52
108906E	2,763,014.52	0.980	/ /	4,124.35	2,757,942.17	5,072.35	0.00	5,072.35	2,763,014.52
Sub Totals For: Fund: Proprietary Fund				9,902.52	9,296,870.50	10,499,936.63	10,271,073.93	228,862.70	9,525,733.20
				9,892.60	9,296,870.50	10,499,936.63	10,271,073.93	228,862.70	9,525,733.20
Fund: QSCB - Reserve Fund									
10014	BNYC	QSCB	07/01/2021	0.00	713.13	3,232,519.80	3,230,600.47	1,919.33	2,632.46
882521	2,632.46	0.000	/ /	0.00	713.13	3,232,519.80	3,230,600.47	1,919.33	2,632.46

McAllen ISD FYE 2022
Texas Compliance Change in Val Report
April 1, 2022 - June 30, 2022

Inv #	Issuer	Fund	Purch Date	Interest Accrual	Beginning Book Value				Ending Book Value
Cusip	Par Value	YTM	Mat Date	Interest Received	Beginning Market Value	Purchases/ Additions	Redemptions	Change in Value	Ending Market Value
10139	JERSEY	QSCB	05/26/2021	3,643.75	1,592,856.70	0.00	1,590,000.00	-1,592,856.70	0.00
476637AM5	0.00	0.000	05/26/2022	23,850.00	1,591,780.80	0.00	1,590,000.00	-1,591,780.80	0.00
10144	FHLBC	QSCB	08/18/2021	1,250.00	2,000,000.00	0.00	0.00	0.00	2,000,000.00
3130ANDP2	2,000,000.00	0.250	08/18/2023	0.00	1,958,395.74	0.00	0.00	-12,916.42	1,945,479.32
10146	OKCOSD	QSCB	09/23/2021	2,500.00	2,005,640.69	0.00	0.00	-995.42	2,004,645.27
678720KM4	2,000,000.00	0.238	09/01/2023	0.00	1,956,560.00	0.00	0.00	-10,360.00	1,946,200.00
10149	PORTNW	QSCB	10/15/2021	6,787.50	2,520,710.23	0.00	0.00	-4,142.05	2,516,568.18
73358W4V3	2,500,000.00	0.420	07/01/2023	0.00	2,470,250.00	0.00	0.00	-16,575.00	2,453,675.00
10152	FHLBC	QSCB	01/28/2022	9,375.00	2,998,830.00	0.00	0.00	1,170.00	3,000,000.00
3130AQJM6	3,000,000.00	1.294	01/28/2025	0.00	2,897,751.75	0.00	0.00	-38,897.94	2,858,853.81
10159	JERSEY	QSCB	03/16/2022	6,250.00	1,258,277.60	0.00	0.00	-2,159.37	1,256,118.23
476637AR4	1,250,000.00	1.300	03/16/2023	0.00	1,252,250.00	0.00	0.00	-10,612.50	1,241,637.50
10161	MAYES	QSCB	06/29/2022	293.33	0.00	1,607,824.00	0.00	1,607,801.39	1,607,801.39
578060EQ4	1,600,000.00	2.384	06/01/2024	0.00	0.00	1,607,824.00	0.00	1,599,648.00	1,599,648.00
Sub Totals For: Fund: QSCB - Reserve Fund				30,099.58	12,377,028.35	4,840,343.80	4,820,600.47	10,737.18	12,387,765.53
				23,850.00	12,127,701.42	4,840,343.80	4,820,600.47	-79,575.33	12,048,126.09
Fund: QSCB - Debt Service									
10040	BNYC	QSCBDS	07/01/2021	0.00	0.00	0.00	0.00	0.00	0.00
882520	0.00	0.000	/ /	0.00	0.00	0.00	0.00	0.00	0.00
Sub Totals For: Fund: QSCB - Debt Service				0.00	0.00	0.00	0.00	0.00	0.00
				0.00	0.00	0.00	0.00	0.00	0.00
Report Grand Totals:				318,752.56	150,523,880.42	293,401,017.44	263,832,220.20	29,538,345.18	180,062,225.60
				327,865.62	149,806,752.10	293,401,017.44	263,832,220.20	29,299,776.58	179,106,528.68

Meeder Public Funds, Inc., is a registered investment adviser with the Securities and Exchange Commission (SEC) under the Investment Advisers Act of 1940. Registration with the SEC does not imply a certain level of skill or training. The opinions expressed in this presentation are those of Meeder Public Funds, Inc. The material presented has been derived from sources considered to be reliable, but the accuracy and completeness cannot be guaranteed.

Meeder provides monthly statements for its investment management clients to provide information about the investment portfolio. The information should not be used for audit or confirmation purposes. Please review your custodial statements and report any inaccuracies or discrepancies.

Certain information and data have been supplied by unaffiliated third parties. Although Meeder believes the information is reliable, it cannot warrant the accuracy of information offered by third parties. Market value may reflect prices received from pricing vendors when current market quotations are not available. Prices may not reflect firm bids or offers and may differ from the value at which the security can be sold.

Statements may include positions from unmanaged accounts provided for reporting purposes. Unmanaged accounts are managed directly by the client and are not included in the accounts managed by the investment adviser. This information is provided as a client convenience and the investment adviser assumes no responsibility for performance of these accounts or the accuracy of the data reported.

Investing involves risk. Past performance is no guarantee of future results. Debt and fixed income securities are subject to credit and interest rate risk. The investment return and principal value of an investment will fluctuate so that an investors shares, when redeemed, may be worth more or less than their original cost. Current performance may be lower or higher than the performance data quoted.

Investment advisory services are provided through Meeder Public Funds, Inc. Please contact us if you would like to receive a copy of our current ADV disclosure brochure or privacy policy.

**Meeder Public Funds
Patterson Group**

Barton Oaks Plaza II
901 S. MoPac Expy
Suite 195
Austin, Texas
78746

800.817.2442



MONTHLY INVESTMENT REPORT

McAllen ISD

JUNE 30, 2022



MEEDER

88
PUBLIC FUNDS
PATTERSON GROUP

The Fight Against Inflation

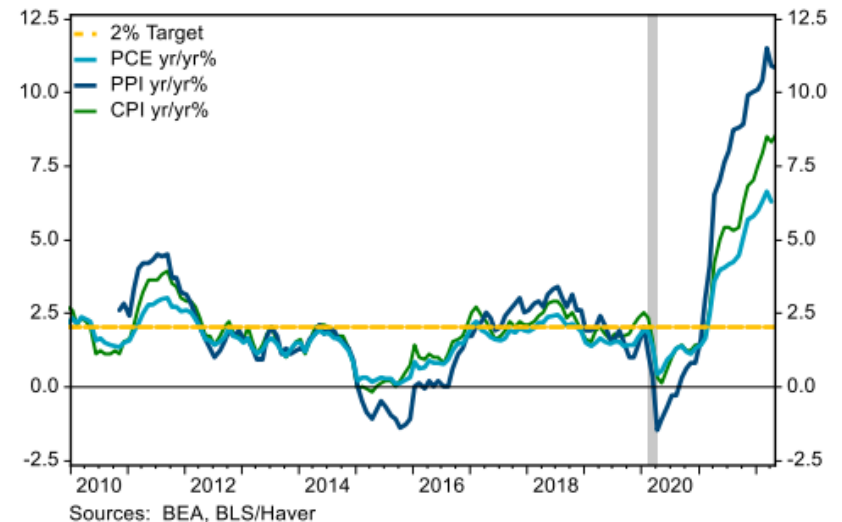
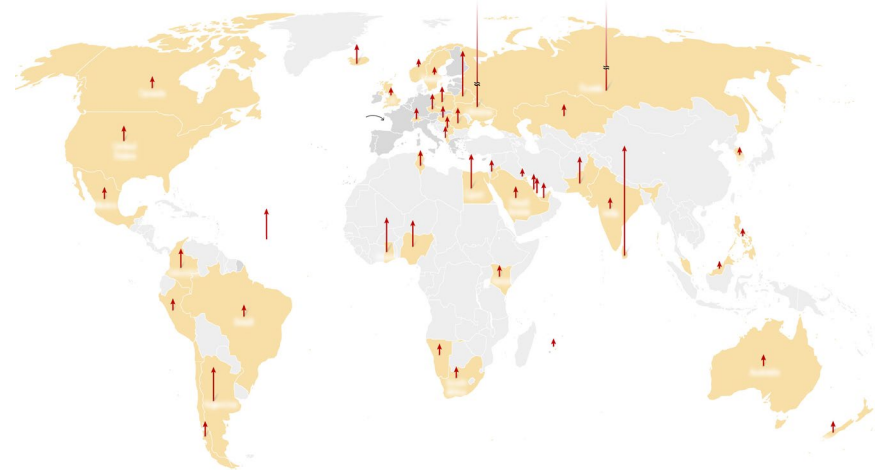
This month inflation is too hot and the Fed is actively fighting it. Current inflation is heavily “supply-side” driven which we have not seen since post WWII as the world recovered from a militarily focused economy. The confluence of too much money in the hands of consumers and a tangled supply chain continues to drive inflation. Higher rates can slow the consumer but the recovery timeline for the world-wide supply chains and its impact on business remains in question.

The government stimulus initiatives, while no doubt enacted with the best intentions, have exacerbated the inflationary pressures now crushing the American consumer. While other countries are also fighting inflation the US is fueled additionally by unprecedented stimulus funds which put so much money in the system. The economy has jumped from \$21.7T before the pandemic to \$24.4T – up 13%. Long-term, plowing money into the system doesn’t create growth, it causes inflation.

Inflation is easily seen at the pumps and the grocery store. Factors driving it are heightened by the Ukraine situation halting grain and energy flows, covid business shut-downs and the re-routing of shipping in China and Europe as well as our inability to re-start traditional energy sources/production.

Raising the short and long end bond rates will be effective but as central banks fight with massive rate increases, the markets have jumped ahead in their expectation of a recession. Now projections of recession abound.

45+ Central Banks are raising rates in the fight against inflation



Growth Headwinds

The US economy is driven by the consumers who make up 2/3 of GDP. Growth is fragile partially because of the consumer's current challenges. Uncertainty causes cracks in the economy and fear of the future which then creates consumer caution. Ultimately production of goods slows and inventories build up unsold. There is still plenty of spending however as we see consumer spending up 9.2% even while personal income has risen only 2.6%.

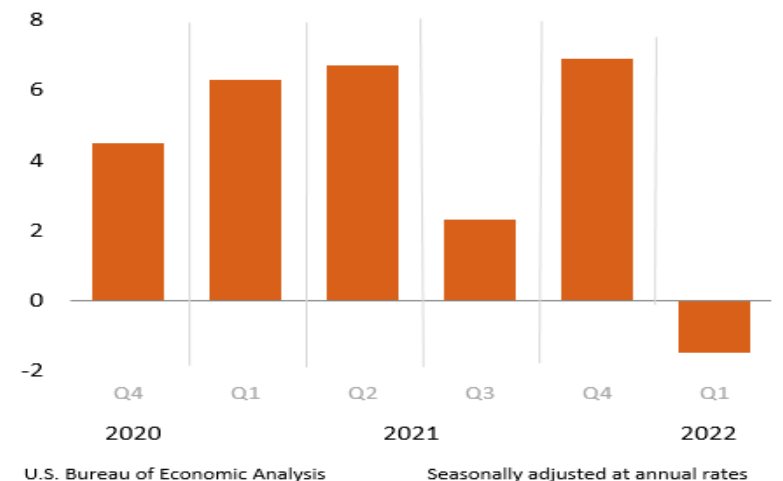
At some point the consumer will stop buying or shift their spending, sometimes out of necessity. Energy costs have risen 80% already in 2022 and with summer driving and then winter warming needs oil is expected to end the year over \$100/barrel.

Business must eventually pass on costs. A recent National Association of Business Economics survey found 45% of firms are passing on their production costs and 71% anticipate costs to increase. At some point the consumer will slow because the excess funds dry up and savings are depleted. As we've seen in the past businesses fail from lack of customers or lack of workers to serve those customers. This month's Chicago Fed National Activity index dropped from 0.4 to 0.01, a five-month low.

The ability to hire workers remains a real problem for business and therefore growth. There are currently two job openings for every unemployed person. To attract workers 70% of firms increased wages in the first quarter. Businesses cannot afford to keep raising wages as workers expect but many entities are initiating one-time bonuses or COLAs to help workers battle the high prices. Naturally, that brings us back to the impact of increased funds in the system increasing inflation. It will take time to work out all these factors.



Real GDP: Percent change from preceding quarter

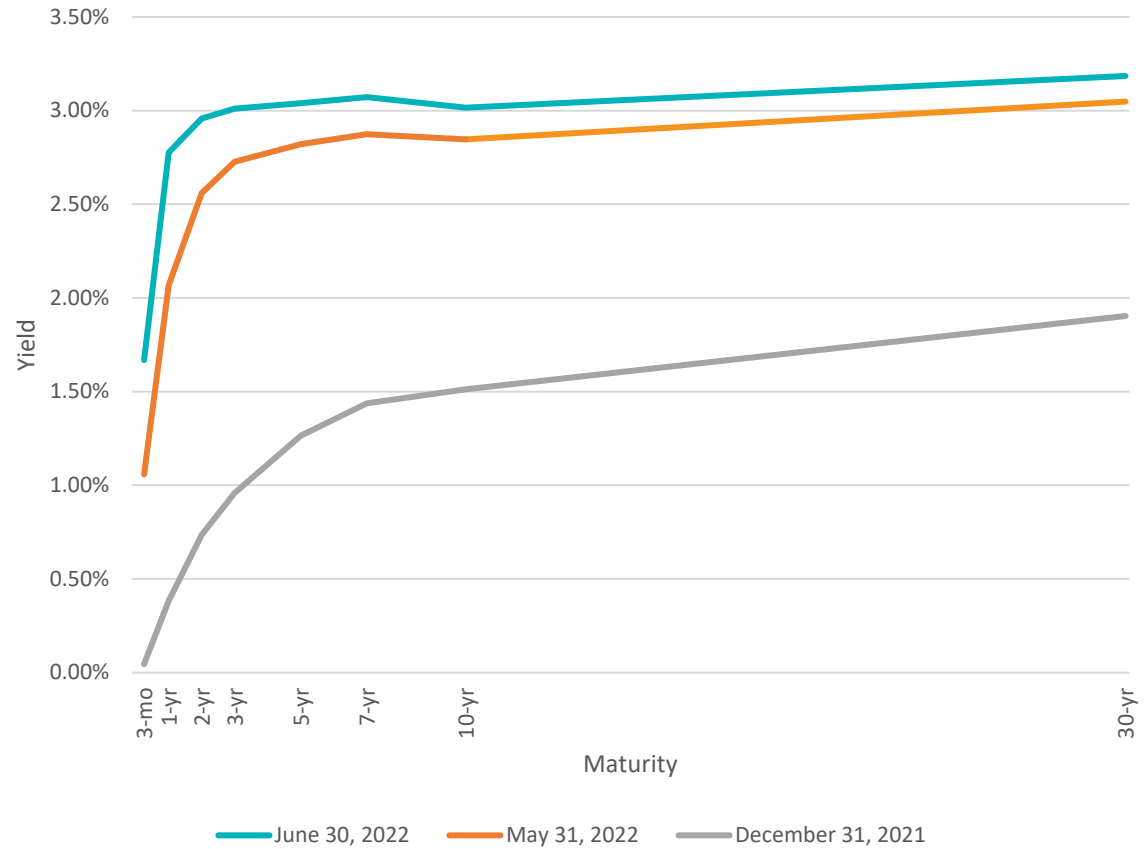


Built in Rate Increases

The Fed raised the overnight rate in June 0.75%. The move was directed at slowing inflation.

The Fed has conceded that raising rates will slow growth. It also reduces access to financing for those that need it, possibly putting at risk the prospect for a *soft landing*.

U.S. Treasury Yield Curve



McAllen Independent School District
 Monthly Investment Report
 June 1, 2022 – June 30, 2022

Portfolio Summary Management Report

This report and investment portfolio of the District is in compliance with the District investment strategy as expressed in the District's investment policy and relevant provisions of the Government Code, Chapter 2256, the Public Funds Investment Act.

<p><u>Portfolio as of 05/31/22:</u></p> <p>Beginning Book Value \$ 183,396,098</p> <p>Beginning Market Value \$ 182,631,009</p> <p>WAM at Beginning Period Date¹ 123 days</p> <p><i>(Decrease in market value is due to seasonal cash outflows)</i></p> <p style="text-align: right;">Average Yield to Maturity for period 0.967%</p> <p style="text-align: right;">Average Yield 1-year Treasury Bill for period 2.650%</p> <p style="text-align: right;">Average Yield 2-year Treasury Note for period 3.000%</p>	<p><u>Portfolio as of 06/30/22:</u></p> <p>Ending Book Value \$ 180,062,226</p> <p>Ending Market Value \$ 179,106,529</p> <p>Unrealized Gain/Loss \$ (955,697)</p> <p>WAM at Ending Period Date¹ 124 days</p> <p>Change in Market Value² \$ (3,524,480)</p>
--	---



 Iris Luna, Chief Financial Officer
 McAllen ISD



 Adelita Felix, Asst. Superintendent of Business Operations
 McAllen ISD



 Dyanira Diaz, Director of Accounting
 McAllen ISD

 1 WAM – weighted average maturity

2 “Change in Market Value” is required data, but will primarily reflect the receipt and expenditure of the District’s funds from month to month. *Patterson & Associates* has assisted in the preparation of this consolidated investment report, with additional input provided by McAllen ISD.

Your Portfolio

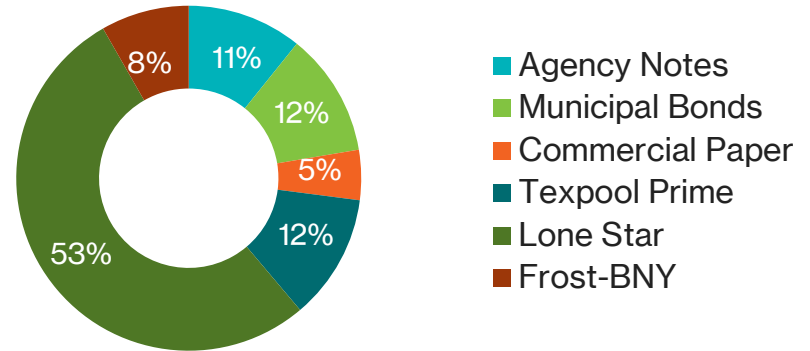
As of June 30, 2022

Your Portfolio Statistics

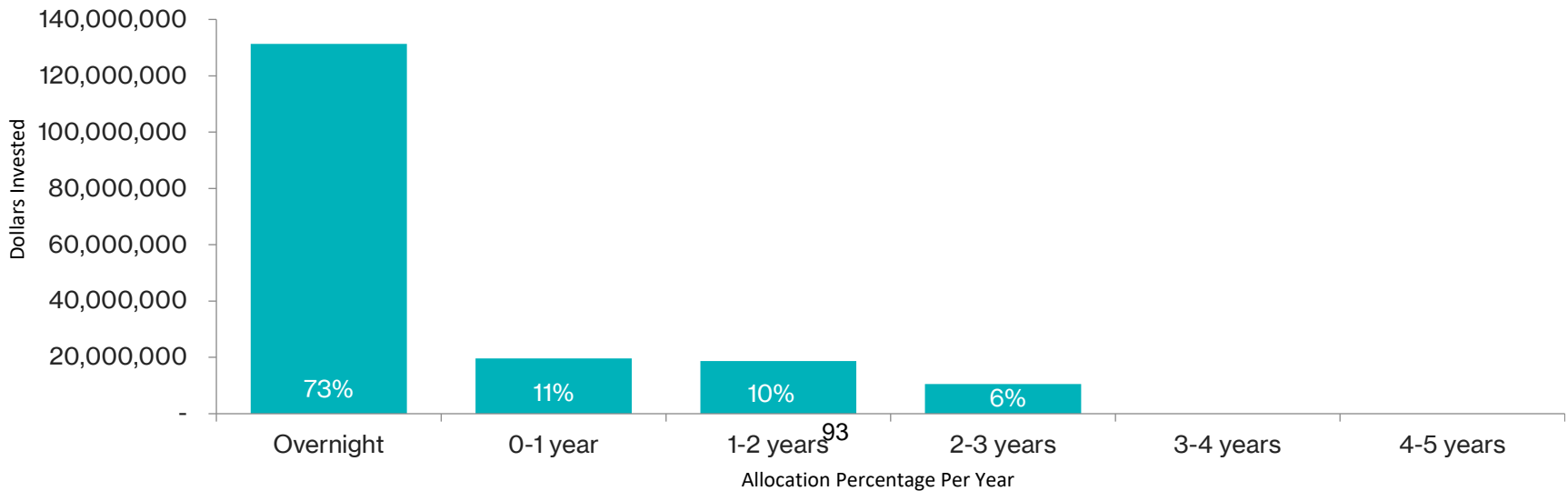
Weighted Average Maturity 0.34 years

Weighted Average Yield (All Funds) 0.967%

Your Asset Allocation



Your Maturity Distribution



**McAllen ISD
Portfolio Management
Portfolio Summary
June 30, 2022**

Patterson & Associates
901 S. MoPac
Suite 195
Austin, TX 78746
-

Investments	Par Value	Market Value	Book Value	% of Portfolio	Term	Days to Maturity	YTM 365 Equiv.
BNY Mellon	2,632.46	2,632.46	2,632.46	0.00	1	1	0.000
Frost Bank	14,898,686.50	14,898,686.50	14,898,686.50	8.27	1	1	0.020
Commercial Paper Disc. -Amortizing	8,500,000.00	8,420,696.00	8,453,858.75	4.69	221	126	1.494
Federal Agency Coupon Securities	19,400,000.00	18,787,877.69	19,400,000.00	10.77	928	728	0.897
Municipal Bonds	20,735,000.00	20,537,278.05	20,847,689.91	11.58	538	337	0.821
Texpool/Texpool Prime	21,216,574.95	21,216,574.95	21,216,574.95	11.78	1	1	1.102
Lone Star	95,242,783.03	95,242,783.03	95,242,783.03	52.89	1	1	1.083
Investments	179,995,676.94	179,106,528.68	180,062,225.60	100.00%	173	124	0.967
Cash and Accrued Interest							
Accrued Interest at Purchase		5,053.89	5,053.89				
Subtotal		5,053.89	5,053.89				
Total Cash and Investments	179,995,676.94	179,111,582.57	180,067,279.49		173	124	0.967

Total Earnings	June 30 Month Ending	Fiscal Year To Date	Fiscal Year Ending
Current Year	132,006.27	450,318.47	450,318.47

The following reports are submitted in accordance with the Public Funds Investment Act (Texas Gov't Code 2256). The reports also offer supplemental information not required by the Act in order to fully inform the governing body of McAllen ISD of the position and activity within the District's portfolio of investment. The reports include a management summary overview, a detailed inventory report for the end of the period, a transaction report, as well as graphic representations of the portfolio to provide full disclosure to the governing body.



Sep 23, 2022

Adelita Felix, Asst Sup't of Business Oper

**McAllen ISD FYE 2022
Summary by Type
June 30, 2022
Grouped by Fund**

Patterson & Associates
901 S. MoPac
Suite 195
Austin, TX 78746
-

Security Type	Number of Investments	Par Value	Book Value	% of Portfolio	Average YTM 365	Average Days to Maturity
Fund: Activity Fund						
Frost Bank	1	1,755,979.79	1,755,979.79	0.98	0.020	1
Subtotal	1	1,755,979.79	1,755,979.79	0.98	0.020	1
Fund: Clearing Fund						
Frost Bank	1	3,810,253.66	3,810,253.66	2.12	0.020	1
Subtotal	1	3,810,253.66	3,810,253.66	2.12	0.020	1
Fund: Capital Projects Fund						
Frost Bank	2	1,927,564.12	1,927,564.12	1.07	0.020	1
Lone Star	4	15,541,076.08	15,541,076.08	8.63	1.077	1
Subtotal	6	17,468,640.20	17,468,640.20	9.70	0.960	1
Fund: Debt Service Fund						
Frost Bank	1	6,920.19	6,920.19	0.00	0.020	1
Lone Star	2	3,254,831.46	3,254,831.46	1.81	1.082	1
Subtotal	3	3,261,751.65	3,261,751.65	1.81	1.080	1
Fund: General Fund						
Frost Bank	1	6,399,828.18	6,399,828.18	3.55	0.020	1
Federal Agency Coupon Securities	5	14,400,000.00	14,400,000.00	8.00	0.905	727
Lone Star	3	67,919,282.85	67,919,282.85	37.72	1.081	1
Commercial Paper Disc. -Amortizing	3	8,500,000.00	8,453,858.75	4.69	1.494	126
Municipal Bonds	7	13,385,000.00	13,462,556.84	7.48	0.751	282
Texpool/Texpool Prime	2	21,216,574.95	21,216,574.95	11.78	1.102	1
Subtotal	21	131,820,685.98	131,852,101.57	73.22	1.007	117
Fund: Plan 457 Fund						
Frost Bank	1	0.00	0.00	0.00	0.000	0
Subtotal	1	0.00	0.00	0.00	0.000	0

McAllen ISD FYE 2022
Summary by Type
June 30, 2022
Grouped by Fund

Security Type	Number of Investments	Par Value	Book Value	% of Portfolio	Average YTM 365	Average Days to Maturity
Fund: Proprietary Fund						
Frost Bank	1	998,140.56	998,140.56	0.55	0.020	1
Lone Star	2	8,527,592.64	8,527,592.64	4.74	1.115	1
Subtotal	3	9,525,733.20	9,525,733.20	5.29	1.000	1
Fund: QSCB - Reserve Fund						
BNY Mellon	1	2,632.46	2,632.46	0.00	0.000	1
Federal Agency Coupon Securities	2	5,000,000.00	5,000,000.00	2.78	0.877	730
Municipal Bonds	4	7,350,000.00	7,385,133.07	4.10	0.948	437
Subtotal	7	12,352,632.46	12,387,765.53	6.88	0.919	555
Fund: QSCB - Debt Service						
BNY Mellon	1	0.00	0.00	0.00	0.000	0
Subtotal	1	0.00	0.00	0.00	0.000	0
Total and Average	44	179,995,676.94	180,062,225.60	100.00	0.967	124



**McAllen ISD FYE 2022
Fund ACT - Activity Fund
Investments by Fund
June 30, 2022**

Patterson & Associates
901 S. MoPac
Suite 195
Austin, TX 78746
-

CUSIP	Investment #	Issuer	Purchase Date	Book Value	Par Value	Market Value	Current Rate	YTM 360	YTM 365	Maturity Days To Date Maturity
Frost Bank										
999915	10020	Frost Bank Public Checking	07/01/2021	1,755,979.79	1,755,979.79	1,755,979.79	0.020	0.019	0.020	1
Subtotal and Average				1,755,979.79	1,755,979.79	1,755,979.79		0.020	0.020	1
Total Investments and Average				1,755,979.79	1,755,979.79	1,755,979.79		0.020	0.020	1

**Fund CLEAR - Clearing Fund
Investments by Fund
June 30, 2022**

CUSIP	Investment #	Issuer	Purchase Date	Book Value	Par Value	Market Value	Current Rate	YTM 360	YTM 365	Maturity Days To Date Maturity
Frost Bank										
999914	10019	Frost Bank Public Checking	07/01/2021	3,810,253.66	3,810,253.66	3,810,253.66	0.020	0.019	0.020	1
Subtotal and Average				3,810,253.66	3,810,253.66	3,810,253.66		0.020	0.020	1
Total Investments and Average				3,810,253.66	3,810,253.66	3,810,253.66		0.020	0.020	1

**Fund CP - Capital Projects Fund
Investments by Fund
June 30, 2022**

CUSIP	Investment #	Issuer	Purchase Date	Book Value	Par Value	Market Value	Current Rate	YTM 360	YTM 365	Maturity Days To Date Maturity
Frost Bank										
999922	10103	Frost Bank Public Checking	07/01/2021	1,779,365.08	1,779,365.08	1,779,365.08	0.020	0.019	0.020	1
SYS10109	10109	Frost Bank Public Checking	07/01/2021	148,199.04	148,199.04	148,199.04	0.020	0.019	0.020	1
Subtotal and Average				1,927,564.12	1,927,564.12	1,927,564.12		0.020	0.020	1
Lone Star										
108906G	10101	Lone Star Corporate Overnight	12/18/2019	922,791.12	922,791.12	922,791.12	1.180	1.163	1.180	1
108906I	10108	Lone Star Corporate Overnight	02/21/2020	6,589,873.60	6,589,873.60	6,589,873.60	1.180	1.163	1.180	1
108906H	10102	Lone Star Government ON	12/18/2019	1,022,310.18	1,022,310.18	1,022,310.18	0.980	0.966	0.980	1
108906J	10113	Lone Star Government ON	03/12/2020	7,006,101.18	7,006,101.18	7,006,101.18	0.980	0.966	0.980	1
Subtotal and Average				15,541,076.08	15,541,076.08	15,541,076.08		1.062	1.077	1
Total Investments and Average				17,468,640.20	17,468,640.20	17,468,640.20		0.947	0.960	1

**Fund DS - Debt Service Fund
Investments by Fund
June 30, 2022**

CUSIP	Investment #	Issuer	Purchase Date	Book Value	Par Value	Market Value	Current Rate	YTM 360	YTM 365	Maturity Days To Date Maturity
Frost Bank										
999918	10023	Frost Bank Public Checking	07/01/2021	6,920.19	6,920.19	6,920.19	0.020	0.019	0.020	1
Subtotal and Average				6,920.19	6,920.19	6,920.19		0.020	0.020	1
Lone Star										
108906B	10032	Lone Star Corporate Overnight	10/22/2015	1,656,486.50	1,656,486.50	1,656,486.50	1.180	1.163	1.180	1
108906C	10089	Lone Star Government ON	08/05/2019	1,598,344.96	1,598,344.96	1,598,344.96	0.980	0.966	0.980	1
Subtotal and Average				3,254,831.46	3,254,831.46	3,254,831.46		1.067	1.082	1
Total Investments and Average				3,261,751.65	3,261,751.65	3,261,751.65		1.065	1.080	1

**Fund GEN - General Fund
Investments by Fund
June 30, 2022**

CUSIP	Investment #	Issuer	Purchase Date	Book Value	Par Value	Market Value	Current Rate	YTM 360	YTM 365	Maturity Date	Days To Maturity
Frost Bank											
999917	10022	Frost Bank Public Checking	07/01/2021	6,399,828.18	6,399,828.18	6,399,828.18	0.020	0.019	0.020		1
Subtotal and Average				6,399,828.18	6,399,828.18	6,399,828.18		0.020	0.020		1
Commercial Paper Disc. -Amortizing											
22533ULR2	10160	Credit Agricole CP	05/26/2022	2,478,664.58	2,500,000.00	2,472,815.00		2.159	2.189	11/25/2022	147
63873KJG3	10155	Natixis NY CP	02/22/2022	2,994,417.50	3,000,000.00	2,985,711.00		0.880	0.892	09/16/2022	77
63873KM61	10157	Natixis NY CP	03/14/2022	2,980,776.67	3,000,000.00	2,962,170.00		1.498	1.519	12/06/2022	158
Subtotal and Average				8,453,858.75	8,500,000.00	8,420,696.00		1.473	1.494		126
Federal Agency Coupon Securities											
3130ANDP2	10143	FHLB Call Note	08/18/2021	2,400,000.00	2,400,000.00	2,334,575.18	0.250	0.246	0.250	08/18/2023	413
3130APQM0	10150	FHLB Call Note	11/18/2021	3,000,000.00	3,000,000.00	2,867,356.11	1.000	0.986	1.000	11/18/2024	871
3130APQU2	10151	FHLB Call Note	11/22/2021	2,000,000.00	2,000,000.00	1,940,688.26	0.650	0.641	0.650	11/22/2023	509
3130AQLR2	10153	FHLB Call Note	02/07/2022	2,500,000.00	2,500,000.00	2,419,473.50	1.000	0.986	1.000	02/07/2024	586
3130AQYM9	10156	FHLB Step Note	02/28/2022	4,500,000.00	4,500,000.00	4,421,451.51	1.250	1.232	1.250	02/28/2025	973
Subtotal and Average				14,400,000.00	14,400,000.00	13,983,544.56		0.892	0.905		726
Municipal Bonds											
116083WW2	10154	Brownsburg IN 1999 School Bldg	02/16/2022	5,010,574.62	5,000,000.00	5,000,550.00	1.750	1.027	1.042	02/01/2023	215
476637AR4	10158	Jersey City NJ Redev Agy	03/16/2022	2,210,768.08	2,200,000.00	2,185,282.00	2.000	1.282	1.300	03/16/2023	258
67872OKM4	10145	Oklahoma County OK ISD	09/23/2021	1,102,554.90	1,100,000.00	1,070,410.00	0.500	0.234	0.238	09/01/2023	427
678553AP3	10147	Oklahoma City Econ Dev Trust	09/27/2021	1,019,643.58	1,000,000.00	1,002,960.00	3.204	0.246	0.250	03/01/2023	243
73358W4V3	10148	Port Authority of NY & NJ	10/15/2021	1,514,974.05	1,505,000.00	1,477,112.35	1.086	0.414	0.420	07/01/2023	365
8717027U4	10141	Syracuse NY	06/30/2021	1,604,041.61	1,580,000.00	1,584,803.20	2.000	0.246	0.249	05/15/2023	318
953107AB5	10142	West Hartford CT	07/08/2021	1,000,000.00	1,000,000.00	975,000.00	0.466	0.459	0.465	07/01/2023	365
Subtotal and Average				13,462,556.84	13,385,000.00	13,296,117.55		0.741	0.751		281
Texpool/Texpool Prime											
999921	10092	Texpool	08/05/2019	10,580,938.77	10,580,938.77	10,580,938.77	1.001	0.987	1.001		1
999920	10034	Texpool Prime	11/03/2015	10,635,636.18	10,635,636.18	10,635,636.18	1.203	1.186	1.203		1
Subtotal and Average				21,216,574.95	21,216,574.95	21,216,574.95		1.087	1.102		1

**Fund GEN - General Fund
Investments by Fund
June 30, 2022**

CUSIP	Investment #	Issuer	Purchase Date	Book Value	Par Value	Market Value	Current Rate	YTM 360	YTM 365	Maturity Days To Date Maturity
Lone Star										
108906F	10099	Lone Star Corporate Overnight+	11/18/2019	0.00	0.00	0.00				1
108906	10003	Lone Star Corporate Overnight	11/01/2014	34,330,201.29	34,330,201.29	34,330,201.29	1.180	1.163	1.180	1
108906D	10090	Lone Star Government ON	08/05/2019	33,589,081.56	33,589,081.56	33,589,081.56	0.980	0.966	0.980	1
Subtotal and Average				67,919,282.85	67,919,282.85	67,919,282.85		1.066	1.081	1
Total Investments and Average				131,852,101.57	131,820,685.98	131,236,044.09		0.993	1.007	116

**Fund PLAN457 - Plan 457 Fund
Investments by Fund
June 30, 2022**

CUSIP	Investment #	Issuer	Purchase Date	Book Value	Par Value	Market Value	Current Rate	YTM 360	YTM 365	Maturity Days To Date Maturity
Frost Bank										
999916	10021	Frost Bank Public Checking	07/01/2021	0.00	0.00	0.00				1
Subtotal and Average				0.00	0.00	0.00		0.000	0.000	0
Total Investments and Average				0.00	0.00	0.00		0.000	0.000	0

**Fund PROP - Proprietary Fund
Investments by Fund
June 30, 2022**

CUSIP	Investment #	Issuer	Purchase Date	Book Value	Par Value	Market Value	Current Rate	YTM 360	YTM 365	Maturity Days To Date Maturity
Frost Bank										
999919	10024	Frost Bank Public Checking	07/01/2021	998,140.56	998,140.56	998,140.56	0.020	0.019	0.020	1
Subtotal and Average				998,140.56	998,140.56	998,140.56		0.020	0.020	1
Lone Star										
108906A	10025	Lone Star Corporate Overnight	08/05/2015	5,764,578.12	5,764,578.12	5,764,578.12	1.180	1.163	1.180	1
108906E	10091	Lone Star Government ON	08/05/2019	2,763,014.52	2,763,014.52	2,763,014.52	0.980	0.966	0.980	1
Subtotal and Average				8,527,592.64	8,527,592.64	8,527,592.64		1.100	1.115	1
Total Investments and Average				9,525,733.20	9,525,733.20	9,525,733.20		0.987	1.000	1

**Fund QSCB - QSCB - Reserve Fund
Investments by Fund
June 30, 2022**

CUSIP	Investment #	Issuer	Purchase Date	Book Value	Par Value	Market Value	Current Rate	YTM 360	YTM 365	Maturity Date	Days To Maturity
BNY Mellon											
882521	10014	BNY Mellon - Cash	07/01/2021	2,632.46	2,632.46	2,632.46					1
Subtotal and Average				2,632.46	2,632.46	2,632.46		0.000	0.000		1
Federal Agency Coupon Securities											
3130ANDP2	10144	FHLB Call Note	08/18/2021	2,000,000.00	2,000,000.00	1,945,479.32	0.250	0.246	0.250	08/18/2023	413
3130AQJM6	10152	FHLB Call Note	01/28/2022	3,000,000.00	3,000,000.00	2,858,853.81	1.250	1.276	1.294	01/28/2025	942
Subtotal and Average				5,000,000.00	5,000,000.00	4,804,333.13		0.865	0.877		730
Municipal Bonds											
476637AR4	10159	Jersey City NJ Redev Agy	03/16/2022	1,256,118.23	1,250,000.00	1,241,637.50	2.000	1.282	1.300	03/16/2023	258
578060EQ4	10161	Mayes County OK ISD	06/29/2022	1,607,801.39	1,600,000.00	1,599,648.00	3.300	2.351	2.384	06/01/2024	701
678720KM4	10146	Oklahoma County OK ISD	09/23/2021	2,004,645.27	2,000,000.00	1,946,200.00	0.500	0.234	0.238	09/01/2023	427
73358W4V3	10149	Port Authority of NY & NJ	10/15/2021	2,516,568.18	2,500,000.00	2,453,675.00	1.086	0.414	0.420	07/01/2023	365
Subtotal and Average				7,385,133.07	7,350,000.00	7,241,160.50		0.935	0.948		436
Total Investments and Average				12,387,765.53	12,352,632.46	12,048,126.09		0.906	0.919		555

**Fund QSCBDS - QSCB - Debt Service
Investments by Fund
June 30, 2022**

CUSIP	Investment #	Issuer	Purchase Date	Book Value	Par Value	Market Value	Current Rate	YTM 360	YTM 365	Maturity Days To Date Maturity
BNY Mellon										
882520	10040	BNY Mellon - Cash	07/01/2021	0.00	0.00	0.00				1
Subtotal and Average				0.00	0.00	0.00		0.000	0.000	0
Total Investments and Average				0.00	0.00	0.00		0.000	0.000	0

**McAllen ISD FYE 2022
Cash Reconciliation Report
For the Period June 1, 2022 - June 30, 2022
Grouped by Fund**

Patterson & Associates
901 S. MoPac
Suite 195
Austin, TX 78746
-

Trans. Date	Investment #	Fund	Trans. Type	Security ID	Par Value	Security Description	Maturity Date	Purchases	Interest	Redemptions	Cash
QSCB - Reserve Fund											
06/29/2022	10161	QSCB	Purchase	578060EQ4	1,600,000.00	MAYES 1.6M 3.30% Mat. 06/01/2024	06/01/2024	-1,607,824.00	-4,106.67	0.00	-1,611,930.67
Subtotal								-1,607,824.00	-4,106.67	0.00	-1,611,930.67
Total								-1,607,824.00	-4,106.67	0.00	-1,611,930.67

McAllen ISD FYE 2022
Purchases Report
Sorted by Fund - Fund
June 1, 2022 - June 30, 2022

Patterson & Associates
 901 S. MoPac
 Suite 195
 Austin, TX 78746
 -

CUSIP	Investment #	Fund	Sec. Type	Issuer	Original Par Value	Purchase Date	Payment Periods	Principal Purchased	Accrued Interest at Purchase	Rate at Purchase	Maturity Date	YTM	Ending Book Value
QSCB - Reserve Fund													
578060EQ4	10161	QSCB	MC2	MAYES	1,600,000.00	06/29/2022	06/01 - 12/01	1,607,824.00	4,106.67	3.300	06/01/2024	2.384	1,607,801.39
				Subtotal	1,600,000.00			1,607,824.00	4,106.67				1,607,801.39
				Total Purchases	1,600,000.00			1,607,824.00	4,106.67				1,607,801.39

**McAllen ISD FYE 2022
Interest Earnings
Sorted by Fund - Fund
June 1, 2022 - June 30, 2022
Yield on Average Book Value**

Patterson & Associates
901 S. MoPac
Suite 195
Austin, TX 78746
-

CUSIP	Investment #	Fund	Security Type	Ending Par Value	Beginning Book Value	Average Book Value	Maturity Date	Current Rate	Annualized Yield	Adjusted Interest Earnings		
										Interest Earned	Amortization/ Accretion	Adjusted Interest Earnings
Fund: Activity Fund												
999915	10020	ACT	LA2	1,755,979.79	1,975,247.18	1,967,938.77		0.020	0.008	13.70	0.00	13.70
			Subtotal	1,755,979.79	1,975,247.18	1,967,938.77			0.008	13.70	0.00	13.70
Fund: Clearing Fund												
999914	10019	CLEAR	LA2	3,810,253.66	5,848,395.29	5,780,458.49		0.020	0.006	30.09	0.00	30.09
			Subtotal	3,810,253.66	5,848,395.29	5,780,458.49			0.006	30.09	0.00	30.09
Fund: Capital Projects Fund												
108906I	10108	CP	RR2	6,589,873.60	6,723,381.36	6,690,931.10		1.180	1.181	6,492.24	0.00	6,492.24
108906G	10101	CP	RR2	922,791.12	921,895.47	921,925.32		1.180	1.182	895.65	0.00	895.65
SYS10109	10109	CP	LA2	148,199.04	264,208.27	155,300.37		0.020	0.009	1.15	0.00	1.15
999922	10103	CP	LA2	1,779,365.08	1,782,854.25	1,781,503.54		0.020	0.009	13.18	0.00	13.18
108906H	10102	CP	RR2	1,022,310.18	1,021,489.83	1,021,517.17		0.980	0.977	820.35	0.00	820.35
108906J	10113	CP	RR2	7,006,101.18	7,020,463.84	7,019,985.08		0.980	0.977	5,637.34	0.00	5,637.34
			Subtotal	17,468,640.20	17,734,293.02	17,591,162.60			0.959	13,859.91	0.00	13,859.91
Fund: Debt Service Fund												
108906B	10032	DS	RR2	1,656,486.50	1,613,414.77	1,639,779.29		1.180	1.182	1,593.39	0.00	1,593.39
999918	10023	DS	LA2	6,920.19	6,920.14	6,920.14		0.020	0.009	0.05	0.00	0.05
108906C	10089	DS	RR2	1,598,344.96	1,597,062.37	1,597,105.12		0.980	0.977	1,282.59	0.00	1,282.59
			Subtotal	3,261,751.65	3,217,397.28	3,243,804.56			1.079	2,876.03	0.00	2,876.03
Fund: General Fund												
999921	10092	GEN	RRP	10,580,938.77	10,572,238.04	10,572,528.06		1.001	1.001	8,700.73	0.00	8,700.73
108906	10003	GEN	RR2	34,330,201.29	29,645,147.10	31,056,925.10		1.180	1.180	30,132.86	0.00	30,132.86
999917	10022	GEN	LA2	6,399,828.18	11,612,152.89	11,438,412.06		0.020	0.007	64.99	0.00	64.99
999920	10034	GEN	RRP	10,635,636.18	10,625,129.78	10,625,479.99		1.203	1.203	10,506.40	0.00	10,506.40
3130AQLR2	10153	GEN	FAC	2,500,000.00	2,500,000.00	2,500,000.00	02/07/2024	1.000	1.014	2,083.33	0.00	2,083.33
3130ANDP2	10143	GEN	FAC	2,400,000.00	2,400,000.00	2,400,000.00	08/18/2023	0.250	0.253	500.00	0.00	500.00

McAllen ISD FYE 2022
Interest Earnings
June 1, 2022 - June 30, 2022

CUSIP	Investment #	Fund	Security Type	Ending Par Value	Beginning Book Value	Average Book Value	Maturity Date	Current Rate	Annualized Yield	Adjusted Interest Earnings		
										Interest Earned	Amortization/ Accretion	Adjusted Interest Earnings
Fund: General Fund												
3130APQM0	10150	GEN	FAC	3,000,000.00	3,000,000.00	3,000,000.00	11/18/2024	1.000	1.014	2,500.00	0.00	2,500.00
3130APQU2	10151	GEN	FAC	2,000,000.00	2,000,000.00	2,000,000.00	11/22/2023	0.650	0.659	1,083.33	0.00	1,083.33
63873KM61	10157	GEN	ACP	3,000,000.00	2,977,126.67	2,979,012.50	12/06/2022		1.491	0.00	3,650.00	3,650.00
63873KJG3	10155	GEN	ACP	3,000,000.00	2,992,242.51	2,993,366.25	09/16/2022		0.884	0.00	2,174.99	2,174.99
108906D	10090	GEN	RR2	33,589,081.56	33,562,128.11	33,563,026.56		0.980	0.977	26,953.45	0.00	26,953.45
116083WW2	10154	GEN	MC2	5,000,000.00	5,015,691.37	5,013,047.72	02/01/2023	1.750	0.504	7,191.78	-5,116.75	2,075.03
476637AR4	10158	GEN	MC2	2,200,000.00	2,212,034.92	2,211,380.39	03/16/2023	2.000	1.320	3,666.66	-1,266.84	2,399.82
8717027U4	10141	GEN	MC2	1,580,000.00	1,606,338.58	1,605,151.81	05/15/2023	2.000	0.255	2,633.34	-2,296.97	336.37
953107AB5	10142	GEN	MC2	1,000,000.00	1,000,000.00	1,000,000.00	07/01/2023	0.466	0.472	388.33	0.00	388.33
678720KM4	10145	GEN	MC2	1,100,000.00	1,102,737.39	1,102,643.10	09/01/2023	0.500	0.304	458.33	-182.49	275.84
678553AP3	10147	GEN	MC2	1,000,000.00	1,022,099.03	1,020,830.38	03/01/2023	3.204	0.256	2,670.00	-2,455.45	214.55
73358W4V3	10148	GEN	MC2	1,505,000.00	1,515,805.22	1,515,375.78	07/01/2023	1.086	0.426	1,362.02	-831.17	530.85
3130AQYM9	10156	GEN	FAC	4,500,000.00	4,500,000.00	4,500,000.00	02/28/2025	1.250	1.267	4,687.50	0.00	4,687.50
22533ULR2	10160	GEN	ACP	2,500,000.00	2,474,310.41	2,476,560.07	11/25/2022		2.139	0.00	4,354.17	4,354.17
Subtotal				131,820,685.98	132,335,182.02	133,573,739.77			0.944	105,583.05	-1,970.51	103,612.54
Fund: Proprietary Fund												
108906A	10025	PROP	RR2	5,764,578.12	2,761,771.65	2,861,865.20		1.180	1.193	2,806.47	0.00	2,806.47
999919	10024	PROP	LA2	998,140.56	4,368,686.77	4,256,336.36		0.020	0.009	31.09	0.00	31.09
108906E	10091	PROP	RR2	2,763,014.52	2,760,797.35	2,760,871.26		0.980	0.977	2,217.17	0.00	2,217.17
Subtotal				9,525,733.20	9,891,255.77	9,879,072.82			0.623	5,054.73	0.00	5,054.73
Fund: QSCB - Reserve Fund												
882521	10014	QSCB	LA1	2,632.46	1,614,563.13	1,507,101.09				0.00	0.00	0.00
3130ANDP2	10144	QSCB	FAC	2,000,000.00	2,000,000.00	2,000,000.00	08/18/2023	0.250	0.253	416.66	0.00	416.66
3130AQJM6	10152	QSCB	FAC	3,000,000.00	3,000,000.00	3,000,000.00	01/28/2025	1.250	1.267	3,125.00	0.00	3,125.00
476637AR4	10159	QSCB	MC2	1,250,000.00	1,256,838.02	1,256,466.13	03/16/2023	2.000	1.320	2,083.34	-719.79	1,363.55
678720KM4	10146	QSCB	MC2	2,000,000.00	2,004,977.08	2,004,805.64	09/01/2023	0.500	0.304	833.33	-331.81	501.52
73358W4V3	10149	QSCB	MC2	2,500,000.00	2,517,948.86	2,517,235.51	07/01/2023	1.086	0.426	2,262.50	-1,380.68	881.82
578060EQ4	10161	QSCB	MC2	1,600,000.00	0.00	107,187.14	06/01/2024	3.300	3.073	293.33	-22.61	270.72
Subtotal				12,352,632.46	12,394,327.09	12,392,795.51			0.644	9,014.16	-2,454.89	6,559.27
Total				179,995,676.94	183,396,097.65	184,428,972.50			0.871	136,431.67	-4,425.40	132,006.27

**McAllen ISD FYE 2022
Amortization Schedule
June 1, 2022 - June 30, 2022
Sorted By Fund - Fund**

Patterson & Associates
901 S. MoPac
Suite 195
Austin, TX 78746
-

Investment #	Maturity Date	Beginning Par Value				Amounts Amortized				
Issuer	Fund	Amort. Date	Current Rate	Purchase Principal	Original Premium or Discount	Ending Book Value	And Unamortized As of 06/01/2022	Amount Amortized This Period	Amt Amortized Through 06/30/2022	Amount Unamortized Through 06/30/2022
General Fund										
10154	GEN	02/01/2023	5,000,000.00	5,033,600.00	33,600.00	5,010,574.62	-17,908.63	-5,116.75	-23,025.38	10,574.62
Brownsburg IN 1999 School Bldg		09/01/2022	1.750				15,691.37			
10160	GEN	11/25/2022	2,500,000.00	2,473,439.58	-26,560.42	2,478,664.58	870.83	4,354.17	5,225.00	-21,335.42
Credit Agricole CP							-25,689.59			
10158	GEN	03/16/2023	2,200,000.00	2,215,202.00	15,202.00	2,210,768.08	-3,167.08	-1,266.84	-4,433.92	10,768.08
Jersey City NJ Redev Agy			2.000				12,034.92			
10155	GEN	09/16/2022	3,000,000.00	2,985,065.01	-14,934.99	2,994,417.50	7,177.50	2,174.99	9,352.49	-5,582.50
Natixis NY CP							-7,757.49			
10157	GEN	12/06/2022	3,000,000.00	2,967,515.00	-32,485.00	2,980,776.67	9,611.67	3,650.00	13,261.67	-19,223.33
Natixis NY CP							-22,873.33			
10145	GEN	09/01/2023	1,100,000.00	1,104,246.00	4,246.00	1,102,554.90	-1,508.61	-182.49	-1,691.10	2,554.90
Oklahoma County OK ISD			0.500				2,737.39			
10147	GEN	03/01/2023	1,000,000.00	1,042,070.00	42,070.00	1,019,643.58	-19,970.97	-2,455.45	-22,426.42	19,643.58
Oklahoma City Econ Dev Trust			3.204				22,099.03			
10148	GEN	07/01/2023	1,505,000.00	1,522,066.70	17,066.70	1,514,974.05	-6,261.48	-831.17	-7,092.65	9,974.05
Port Authority of NY & NJ			1.086				10,805.22			
10141	GEN	05/15/2023	1,580,000.00	1,631,681.80	51,681.80	1,604,041.61	-25,343.22	-2,296.97	-27,640.19	24,041.61
Syracuse NY			2.000				26,338.58			
			Subtotal	20,974,886.09	89,886.09	20,916,415.59	-56,499.99	-1,970.51	-58,470.50	31,415.59
							33,386.10			
QSCB - Reserve Fund										
10152	QSCB	01/28/2025	3,000,000.00	2,996,100.00	-3,900.00	3,000,000.00	3,900.00	0.00	3,900.00	0.00
FHLB Call Note		04/28/2022	1.250				0.00			
10159	QSCB	03/16/2023	1,250,000.00	1,258,637.50	8,637.50	1,256,118.23	-1,799.48	-719.79	-2,519.27	6,118.23
Jersey City NJ Redev Agy			2.000				6,838.02			
10161	QSCB	06/01/2024	1,600,000.00	1,607,824.00	7,824.00	1,607,801.39	0.00	-22.61	-22.61	7,801.39
Mayes County OK ISD			3.300				7,824.00			
10146	QSCB	09/01/2023	2,000,000.00	2,007,720.00	7,720.00	2,004,645.27	-2,742.92	-331.81	-3,074.73	4,645.27
Oklahoma County OK ISD			0.500				4,977.08			
10149	QSCB	07/01/2023	2,500,000.00	2,528,350.00	28,350.00	2,516,568.18	-10,401.14	-1,380.68	-11,781.82	16,568.18
Port Authority of NY & NJ			1.086				17,948.86			
			Subtotal	10,398,631.50	48,631.50	10,385,133.07	-11,043.54	-2,454.89	-13,498.43	35,133.07
							37,587.96			

McAllen ISD FYE 2022
Amortization Schedule
June 1, 2022 - June 30, 2022

Investment #	Maturity Date	Beginning Par Value				Amounts Amortized				
Issuer	Fund	Amort. Date	Current Rate	Purchase Principal	Original Premium or Discount	Ending Book Value	And Unamortized As of 06/01/2022	Amount Amortized This Period	Amt Amortized Through 06/30/2022	Amount Unamortized Through 06/30/2022
			Total	31,373,517.59	138,517.59	31,301,548.66	-67,543.53 70,974.06	-4,425.40	-71,968.93	66,548.66

**McAllen ISD FYE 2022
Projected Cashflow Report
Sorted by Monthly
For the Period July 1, 2022 - January 31, 2023**

Patterson & Associates
901 S. MoPac
Suite 195
Austin, TX 78746
-

Projected Trans. Date	Investment #	Fund	Security ID	Transaction Type	Issuer	Par Value	Original Cost	Principal	Interest	Total
July 2022										
07/01/2022	10142	GEN	953107AB5	Interest	West Hartford CT	0.00	0.00	0.00	4,569.39	4,569.39
07/01/2022	10148	GEN	73358W4V3	Interest	Port Authority of NY & NJ	0.00	0.00	0.00	8,172.15	8,172.15
07/01/2022	10149	QSCB	73358W4V3	Interest	Port Authority of NY & NJ	0.00	0.00	0.00	13,575.00	13,575.00
07/07/2022	10153	GEN	3130AQLR2	Call	FHLB Call Note	2,500,000.00	2,500,000.00	2,500,000.00	0.00	2,500,000.00
07/28/2022	10152	QSCB	3130AQJM6	Interest	FHLB Call Note	0.00	0.00	0.00	18,750.00	18,750.00
07/28/2022	10152	QSCB	3130AQJM6	Call	FHLB Call Note	3,000,000.00	2,996,100.00	3,000,000.00	0.00	3,000,000.00
Total for July 2022						5,500,000.00	5,496,100.00	5,500,000.00	45,066.54	5,545,066.54
August 2022										
08/07/2022	10153	GEN	3130AQLR2	Interest	FHLB Call Note	0.00	0.00	0.00	12,500.00	12,500.00
08/18/2022	10143	GEN	3130ANDP2	Interest	FHLB Call Note	0.00	0.00	0.00	3,000.00	3,000.00
08/18/2022	10143	GEN	3130ANDP2	Call	FHLB Call Note	2,400,000.00	2,400,000.00	2,400,000.00	0.00	2,400,000.00
08/18/2022	10144	QSCB	3130ANDP2	Interest	FHLB Call Note	0.00	0.00	0.00	2,500.00	2,500.00
08/18/2022	10144	QSCB	3130ANDP2	Call	FHLB Call Note	2,000,000.00	2,000,000.00	2,000,000.00	0.00	2,000,000.00
08/18/2022	10150	GEN	3130APQM0	Call	FHLB Call Note	3,000,000.00	3,000,000.00	3,000,000.00	0.00	3,000,000.00
08/22/2022	10151	GEN	3130APQU2	Call	FHLB Call Note	2,000,000.00	2,000,000.00	2,000,000.00	0.00	2,000,000.00
08/28/2022	10156	GEN	3130AQYM9	Interest	FHLB Step Note	0.00	0.00	0.00	28,125.00	28,125.00
Total for August 2022						9,400,000.00	9,400,000.00	9,400,000.00	46,125.00	9,446,125.00
September 2022										
09/01/2022	10147	GEN	678553AP3	Interest	Oklahoma City Econ Dev Trust	0.00	0.00	0.00	16,020.00	16,020.00
09/01/2022	10154	GEN	116083VWV2	Call	Brownsburg IN 1999 School Bldg	5,000,000.00	5,033,600.00	5,000,000.00	0.00	5,000,000.00
09/16/2022	10155	GEN	63873KJG3	Maturity	Natixis NY CP	3,000,000.00	2,985,065.01	3,000,000.00	0.00	3,000,000.00
Total for September 2022						8,000,000.00	8,018,665.01	8,000,000.00	16,020.00	8,016,020.00
November 2022										
11/15/2022	10141	GEN	8717027U4	Interest	Syracuse NY	0.00	0.00	0.00	15,800.00	15,800.00
11/18/2022	10150	GEN	3130APQM0	Interest	FHLB Call Note	0.00	0.00	0.00	15,000.00	15,000.00
11/22/2022	10151	GEN	3130APQU2	Interest	FHLB Call Note	0.00	0.00	0.00	6,500.00	6,500.00
11/25/2022	10160	GEN	22533ULR2	Maturity	Credit Agricole CP	2,500,000.00	2,473,439.58	2,500,000.00	0.00	2,500,000.00
Total for November 2022						2,500,000.00	2,473,439.58	2,500,000.00	37,300.00	2,537,300.00
December 2022										

**McAllen ISD FYE 2022
Projected Cashflow Report
For the Period July 1, 2022 - January 31, 2023**

Projected Trans. Date	Investment #	Fund	Security ID	Transaction Type	Issuer	Par Value	Original Cost	Principal	Interest	Total
December 2022										
12/06/2022	10157	GEN	63873KM61	Maturity	Natixis NY CP	3,000,000.00	2,967,515.00	3,000,000.00	0.00	3,000,000.00
Total for December 2022						3,000,000.00	2,967,515.00	3,000,000.00	0.00	3,000,000.00
January 2023										
01/01/2023	10142	GEN	953107AB5	Interest	West Hartford CT	0.00	0.00	0.00	2,330.00	2,330.00
01/01/2023	10148	GEN	73358W4V3	Interest	Port Authority of NY & NJ	0.00	0.00	0.00	8,172.15	8,172.15
01/01/2023	10149	QSCB	73358W4V3	Interest	Port Authority of NY & NJ	0.00	0.00	0.00	13,575.00	13,575.00
01/28/2023	10152	QSCB	3130AQJM6	Interest	FHLB Call Note	0.00	0.00	0.00	18,750.00	18,750.00
Total for January 2023						0.00	0.00	0.00	42,827.15	42,827.15
GRAND TOTALS:						28,400,000.00	28,355,719.59	28,400,000.00	187,338.69	28,587,338.69

Meeder Public Funds, Inc., is a registered investment adviser with the Securities and Exchange Commission (SEC) under the Investment Advisers Act of 1940. Registration with the SEC does not imply a certain level of skill or training. The opinions expressed in this presentation are those of Meeder Public Funds, Inc. The material presented has been derived from sources considered to be reliable, but the accuracy and completeness cannot be guaranteed.

Meeder provides monthly statements for its investment management clients to provide information about the investment portfolio. The information should not be used for audit or confirmation purposes. Please review your custodial statements and report any inaccuracies or discrepancies.

Certain information and data have been supplied by unaffiliated third parties. Although Meeder believes the information is reliable, it cannot warrant the accuracy of information offered by third parties. Market value may reflect prices received from pricing vendors when current market quotations are not available. Prices may not reflect firm bids or offers and may differ from the value at which the security can be sold.

Statements may include positions from unmanaged accounts provided for reporting purposes. Unmanaged accounts are managed directly by the client and are not included in the accounts managed by the investment adviser. This information is provided as a client convenience and the investment adviser assumes no responsibility for performance of these accounts or the accuracy of the data reported.

Investing involves risk. Past performance is no guarantee of future results. Debt and fixed income securities are subject to credit and interest rate risk. The investment return and principal value of an investment will fluctuate so that an investors shares, when redeemed, may be worth more or less than their original cost. Current performance may be lower or higher than the performance data quoted.

Investment advisory services are provided through Meeder Public Funds, Inc. Please contact us if you would like to receive a copy of our current ADV disclosure brochure or privacy policy.


**Meeder Public Funds
Patterson Group**

Barton Oaks Plaza II
901 S. MoPac Expy
Suite 195
Austin, Texas
78746

800.817.2442

**BOARD AGENDA REPORT
MCALLEN INDEPENDENT SCHOOL DISTRICT**

MEETING DATE: September 26, 2022

SUBMITTED BY: 
Elizabeth Cabrera (Sep 21, 2022 16:35 CDT)

SUPERVISOR: *Rosalba De Hoyos*

Approved for presentation to the Board of Education:



116 _____
Superintendent of Schools

Request for Proposal No. 2021-1005 Professional Development, Site Licenses, Supplemental Materials, and Other Related Products and Services (Round 17)

No.	Responding Supplier	City	State	Recommendation
1	Brightening Education, LLC	Harlingen	TX	Qualified
2	Hiperware Labs Inc.	Vancouver	WA	Qualified
3	Southwest Education, Inc.	Marble Falls	TX	Qualified

**BOARD AGENDA REPORT
MCALLEN INDEPENDENT SCHOOL DISTRICT**

MEETING DATE: September 26, 2022

SUBMITTED BY: *Maribelle Elizondo*
Maribelle Elizondo (Sep 21, 2022 09:14 CDT)

SUPERVISOR: *Rosalba De Hoyos*

Approved for presentation to the Board of Education:

J. Adansby

118
Superintendent of Schools

RFP 2022-1038 Special Education Equipment, Supplies, Services, and Related Products (Round 5)

No.	Responding Supplier	City	State	Recommendation
1	Fun and Function LLC	Merion Station	PA	Qualified
2	Istation (Imagination Station, Inc.)	Dallas	TX	Qualified
3	Rifton Equipment (Community Products LLC)	Rifton	NY	Qualified
4	Texas Special Education Solutions LLC	Fort Worth	TX	Qualified

**BOARD AGENDA REPORT
MCALLEN INDEPENDENT SCHOOL DISTRICT**

MEETING DATE: September 26, 2022

SUBMITTED BY: *Lilia Sandoval Silva*

SUPERVISOR: *Rosalba De Hoyos*

Approved for presentation to the Board of Education:

J. X. O'Leary

120 _____
Superintendent of Schools

RECOMMENDED VENDORS

Request for Proposal No. 2021-1007

Career & Technology Materials, Supplies, Equipment, & Related Services Discount-from-List
(Round 17)

No.	Vendor Name	City	State	Recommendation
1	South Texas Diesel Service, Inc. dba Fuel Injection Service, Inc.	Pharr	TX	Qualified
2	Fun and Function	Merion Station	PA	Qualified
3	Premium Industrial	Alamo	TX	Qualified

**BOARD AGENDA REPORT
MCALLEN INDEPENDENT SCHOOL DISTRICT**

MEETING DATE: September 26, 2022

SUBMITTED BY: _____

Rosalba De Hoyos
SUPERVISOR: _____

Approved for presentation to the Board of Education:

J. Alexander

122 _____
Superintendent of Schools

INSTRUCTIONS FOR INTERLOCAL COOPERATION CONTRACT

1. Please complete the required information in the blank areas.
2. Please sign and return **a scanned copy** of the document to the following e-mail address:

UTRGV G-Force Program
Attn: Dr. Cynthia Walls, Director for P-16 Outreach and Testing
Services cynthia.walls01@utrgv.edu
Nallely Salinas, Program Coordinator,
nalleli.salinasloredo@utrgv.edu

*in efforts to go paperless as well as to expedite your contract, we accept scanned copies. If you would like to mail your agreement, you are welcome to mail it to the following address:

UTRGV P-16 Outreach & Testing Services
(G-Force Program)
Attn: Dr. Cynthia Walls/Nallely Salinas
The University of Texas Rio Grande Valley
1201 W. University Dr., EMLH 2.204
Edinburg, TX 78539

3. Once the copy has been signed at UTRGV, we will return the completed copy to your office for your records.
4. If you have any questions, please contact Nallely Salinas at 956-665-7598 or via e-mail at nalleli.salinasloredo@utrgv.edu respectively.

**2022-2023 Texas Work Study Mentorship Program
Collegiate G-Force**

**Interlocal Cooperation Contract
2023-089**

District: McAllen ISD

Address: 2000 N. 23rd. Street

Contact: Eduardo Lopez, Jr.

Phone: 956-618-6098

E-mail: eduardo.lopezjr@mcallenisd.net

**Submit to:
P-16 Outreach & Testing Services
1201 W. University Drive
Emilia Hall- Room 2.204**

INTERLOCAL COOPERATION CONTRACT

This **Interlocal Cooperation Contract** (this “**Contract**”) is entered into effective **September 1, 2022** (“Effective Date”) by and between the Contracting Parties shown below pursuant to authority granted in and in compliance with Chapter 791, *Texas Government Code*.

CONTRACTING PARTIES:

This proposed **Interlocal Cooperation Contract** is between **The University of Texas Rio Grande Valley** and high schools within the McAllen Independent School District.
Name of School District

PURPOSE:

The purpose of this contract is to implement the Texas Work Study Student Mentorship Program (Collegiate G-Force Mentorship) at local high schools. The program’s goal is to assist in generating a college-going culture among high school students and the community at large. The program is designed to provide access to college, career, and financial aid information for students in the South Texas Region. Eligible college students work at participating eligible institutions to mentor high school students to help create a college-going culture. College students provide mentoring and/or tutoring services to high school students or college students on their college campus. This initiative is in line with the goals of The Texas Higher Education Coordinating Board (THECB) 60X30TX strategic plan.

STATEMENT OF SERVICES TO BE PERFORMED:

The Performing Party will perform the following services (“services”):
Receiving Party and Performing Party working with the Texas Higher Education Coordinating Board (THECB) will support the following common goals:

- To encourage students to pursue post-secondary education.
- To provide students and parents with the career, college access, and financial aid information they need to plan and prepare for college.
- To provide information to best serve students and parents and to demonstrate the effectiveness of the Performing Party Program.

Performing
Party will perform the following services:

- Appoint a Program Coordinator to serve as the communication liaison between the Receiving Party, Performing Party, and THECB.
- Ensure University Staff and Collegiate G-Force (C.G.F.) complete a criminal background check.
- Recruit, screen, deploy and monitor C.G.F. mentors to mentor students through the partnering agencies via funds from the program.
- Provide assistance to the Receiving Party concerning the respective roles of the appointed Site Supervisor and provide C.G.F. mentors to help facilitate activities via in-person, virtual, or a hybrid model.
- Provide training for Site Supervisor and Collegiate and High School G-Force on how to spread the college-going message among students and parents that college is affordable, possible, and desirable.

- Assign C.G.F. mentors for the term of this agreement (**or as funding allows**) to designated partnering agencies for academic engagement activities to promote college awareness and participation among students and parents.
- Provide services to high school students via in-person, virtual, or hybrid model a general overview of the college experience, college and course selection, test preparation, financial literacy, completion of financial aid, and admission application submission.
- Work with Receiving Party's designated sponsor to develop a schedule indicating their hours of operation.
- Monitor project activities through annual reports from mentors and receiving Party to report to THECB.
- Provide a report to the THECB summarizing how and to what extent the Performing Party C.G.F. mentors assisted at their respective partnering agencies.
- Provide a minimum of 1 mentor per designated partnering agency, for a min of 8 hours a week, contingent on funding and student availability.

Receiving Party will perform the following services:

- Participate in a mandatory school partner training hosted at UTRGV
- Designate a space to serve as the work site for the mentor at school; a physical location with computer and internet access is required for in-person services. The location must display college readiness materials, including information about Free Application for Federal Student Aid (FAFSA), Apply Texas, and other college-going materials.
- Designate an approved school district room and/or virtual platform to serve as the "site" and provide links for the performing Party to access.
- Designate/appoint a school employee or individual authorized by the school to serve as Counselor or liaison and to provide supervision of the G-Force Mentors. This individual will serve as the main point of communication for the university managing the program (UTRGV P-16 Outreach & Testing Services)
- Encourage the establishment of a peer-led center with the partnering agency to maximize a college-going culture. Encourage teachers and high school staff to utilize the center site and reinforce the importance of the location on campus.
- Collaborate with Collegiate G-Force mentor to establish a set schedule and maximize time at the high school campus. Also, scheduling meetings/sessions with students as mentors will be required to conduct presentations and sessions at their assigned campus.
- **Require that all students visiting sign in and check off any activities completed during their visit to the center.**
- **Submit monthly reports by the 5th of each month** (if this falls on a weekend, reports are due the next business day). Forms and training will be provided by Performing Party.
- **Assigned counselor/personnel shall provide the following aggregate supporting data for the Work Study Mentorship Program: number of students who graduate & applied to a 4-yr institution, number of students who graduate & applied to a 2-yr institution, number of students who graduate & applied to a technical college, 2022-2023 graduation class numbers, scholarship awards, university scholarships, financial aid awards, local scholarship amount award, major scholarships amount award. Collected data is needed by June 10, 2023**
- Utilize a tracking system provided and maintained by the Institution of Higher Education; encourage teachers and students to use the program facilities and foster an expectation of college attendance (i.e., reinforcing the knowledge that post-secondary education is affordable and possible, and the belief that it is desirable).

Both Parties will:

- Work to meet the goals of the 60x30TX plan.
- Inform the partner(s) of any scheduling changes that may impact service delivery.
- Develop a method of communicating needs and challenges.
- Remain in compliance with the Family Educational Rights and Privacy Act (FERPA): The Family Educational Right and Privacy Act, FERPA, 20 U.S.C. Section 1232g, and the implementing federal regulations, 34 CFR Part 99, is a federal law regarding the privacy of student records and the obligations of the institution, primarily in the areas of release of the records and the access provided to these records; and
- Collaborate to encourage students to pursue post-secondary education.
- Services can be modified to a virtual platform if needed due to the COVID-19 pandemic.

WARRANTIES:

Receiving Party warrants that (1) the services are necessary and authorized for activities that are properly within its statutory functions and programs; (2) it has the authority to contract for the services under authority granted in Section 11, *Texas Education Code*, and Chapter 791, *Texas Government Code*; (3) it has all necessary power and has received all necessary approvals to execute and deliver this contract, and (4) the representative signing this contract on its behalf is authorized by its governing body to sign this contract.

Performing Party warrants that (1) it has authority to perform the services under authority granted in Section 79, *Texas Education Code* and Chapter 791, *Texas Government Code*; (2) it has all necessary power and has received all necessary approvals to execute and deliver this contract, and (3) the representative signing this contract on its behalf is authorized by its governing body to sign this contract.

Both parties will remain in compliance with the Family Educational Rights and Privacy Act (FERPA): The Family Educational Rights and Privacy Act, FERPA, 20 U.S.C. Section 1232g, and the implementing federal regulations, 34 CFR Part 99, is a federal law regarding the privacy of student records and the obligations of the institution, primarily in the areas of release of the records and the access provided to these records.

TERM:

The term of this contract begins on the Effective Date and expires on **August 31, 2023.**

NOTICES:

Except as otherwise provided by this Section, all notices, consents, approvals, demands, requests, or other communications provided for or permitted to be given under any of the provisions of this contract will be in writing and will be sent via certified mail, hand delivery, overnight courier, facsimile-transmission (to the extent a facsimile number is set forth below), or e-mail (to the extent an e-mail address is set forth below) as provided below, and notice will be deemed given (i) if delivered by certified mail when deposited, postage prepaid, in the United States mail, or (ii) if delivered by hand, overnight courier, facsimile (to the extent a facsimile number is set forth below) or e-mail (to the extent an e-mail address is set forth below), when received:

If to Receiving Party:

District Name: McAllen ISD
Attention: Eduardo Lopez, Jr. (District Office Contact)
Title: Coordinator for College Readiness
Secretary: Estella Rhyne
Phone: 956-618-6098
Fax: N/A
Email: _____

with a copy to:

School Name(s): _____
Attention: _____ (School Principal)
Title: _____
Secretary: _____
Phone: _____
Fax: _____
Email: _____

and:

School Name(s): _____
Attention : _____ (Counselor or designee)
Title: _____
Secretary: _____
Phone: _____
Fax: _____
Email: _____

If to Performing Party: The University of Texas Rio Grande Valley
1201 W. University Drive
Edinburg, TX 78539 E-
mail: evpfa@utrgv.edu
Fax: (956) 665-2307
Attention: Michael Mueller
Sr. VP for Finance and Planning

with a copy to: The University of Texas Rio Grande Valley
1201 W. University Drive
Edinburg, TX 78539
Email: alex.valdez@utrgv.edu
Fax: (956) 665-2164
Attention: Alex Valdez
Chief Procurement Officer

or other person or address as may be given in writing by either Party to the other by this Section.

Notwithstanding any other requirements for notices given by a Party under this contract, if Performing Party intends to deliver written notice to Receiving Party pursuant to Section 2251.054, *Texas Government Code*, then Performing Party will send that notice to Receiving Party as indicated in above contact information.

TERMINATION:

In the event of a material failure by a Contracting Party to perform its duties and obligations in accordance with the terms of this contract, the other Party may terminate this contract upon thirty (30) days advance written notice of termination setting forth the nature of the material failure; provided that, the material failure is through no fault of the terminating Party. The termination will not be effective if the material failure is fully cured prior to the end of the thirty-day period.

OTHER PROVISIONS:

Payment of Debt or Delinquency to the State. Pursuant to Sections 2107.008 and 2252.903, *Texas Government Code*, Performing Party agrees that any payments owing to Performing Party under this contract may be applied directly toward any debt or delinquency that Performing Party owes the State of Texas or any agency of the State of Texas regardless of when it arises, until such debt or delinquency is paid in full.

Venue; Governing Law. Hidalgo County, Texas shall be the proper place of venue for suit on or in respect of this contract. This contract and all of the rights and obligations of the parties hereto and all of the terms and conditions hereof shall be construed, interpreted, and applied in accordance with and governed by and enforced under the laws of the State of Texas.

Entire Agreement; Modifications. This contract supersedes all prior agreements, written or oral, between Performing Party and Receiving Party and shall constitute the entire agreement and understanding between the parties with respect to the subject matter hereof. This contract and each of its provisions shall be binding upon the parties and may not be waived, modified, amended, or altered except by a writing signed by Receiving Party and Performing Party.

Loss of Funding. Performance by a Contracting Party of its duties and obligations under this contract

may be dependent upon the appropriation and allotment of funds by the Texas State Legislature (the "Legislature") and/or allocation of funds by that Contracting Party's governing board. If the Legislature fails to appropriate or allot the necessary funds to a Contracting Party, or a Contracting Party's governing board fails to allocate the necessary funds, then the Contracting Party that loses funding may terminate this contract without further duty or obligation under this contract.

State Auditor's Office. The Contracting Parties understand that acceptance of funds under this contract constitutes acceptance of the authority of the Texas State Auditor's Office, or any successor agency (collectively, "Auditor"), to conduct an audit or investigation in connection with those funds pursuant to Sections 51.9335(c), 73.115(c) and 74.008(c), *Texas Education Code*. The Contracting Parties agree to cooperate with the Auditor in the conduct of the audit or investigation, including, without limitation, providing all records requested. The Contracting Parties will include this provision in all contracts with permitted subcontractors.

Assignment. This contract is not transferable or assignable except upon written approval by Receiving Party and Performing Party.

Severability. If any one or more of the provisions contained in this contract shall for any reason be held to be invalid, illegal, or unenforceable in any respect, such invalidity, illegality, or unenforceability shall not affect any other provision thereof, and this contract shall be construed as if such invalid, illegal, or unenforceable provision had never been contained therein.

Public Records. It shall be the independent responsibility of Receiving Party and Performing Party to comply with the provisions of Chapter 552, *Texas Government Code* (the "*Public Information Act*"), as those provisions apply to the parties' respective information. Receiving Party is not authorized to receive public information requests or take any action under the *Public Information Act* on behalf of the Performing Party. Likewise, Performing Party is not authorized to receive public information requests or take any other action under the *Public Information Act* on behalf of Receiving Party.

The participating parties agree to the terms outlined above for the
2022-2023 **academic year, with plans to review these terms at the conclusion of noted**
academic year.

Executed effective as of the Effective Date by the following duly authorized representatives of the Contracting Parties:

RECEIVING PARTY:

McAllen Independent School District

By: _____

Name: Tony Forina

Title: Board of Trustees President

Date: _____

Approved as to form:

Walsh Gallegos Treviño Kyle &

Robinson P.C.

by: *Leandra C. Ortiz*
Leandra C. Ortiz (Sep 18, 2022 2:38:01)

Leandra Costilla Ortiz

PERFORMING PARTY:

The University of Texas Rio Grande Valley

By: _____

Dr. Maggie Hinojosa

Sr. VP Strategic Enrollment and Student Affairs

The University of Texas Rio Grande Valley

Date: _____

By: _____

Michael Mueller

Sr. VP of Finance and Planning

Date: _____

By: _____

Dr. Janna Arney

EVP and Provost

Date: _____


**BOARD AGENDA REPORT
McALLEN INDEPENDENT SCHOOL DISTRICT**

MEETING DATE: September 26, 2022

**BOARD AGENDA REPORT
McALLEN INDEPENDENT SCHOOL DISTRICT**

MEETING DATE: September 26, 2022

SUBMITTED BY: Andres Silva

SUPERVISOR: 

Approved for presentation to the Board of Education:



EVALUATION MATRIX

RFP No. 2023-1011 Fully Insured Dental Plan				DELTA DENTAL	AFLAC	EMI HEALTH	UNITED HEALTHCARE	GUARDIAN	HUMANA	LINCOLN FINANCIAL	METLIFE	UNITED CONCORDIA	UNUM	MUTUAL OF OMAHA
	Ranking		3	7	11	10	6	1	8	5	4	2	9	
Total Points		100	84.07	76.62	62.46	69.93	78.29	90.46	74.20	80.51	81.73	84.13	71.46	
Price		50	41.78	45.93	42.46	44.80	45.29	48.05	46.76	48.17	49.34	49.13	43.40	
Base Plan		30	25.41	28.03	25.29	24.80	27.54	29.23	28.44	29.30	30.00	29.89	26.40	
Employee Only	\$18 1748		\$17.64	\$16.13	\$17.60	\$16.49	\$16.27	\$15.34	\$15.76	\$15.30	\$14.94	\$15.00	\$16.98	
Employee + Family	\$60 864		\$58.80	\$53.28	\$59.10	\$60.52	\$54.25	\$51.12	\$52.54	\$51.00	\$49.81	\$50.00	\$56.60	
Total Annual Cost	2611		\$640,473.12	\$580,602.28	\$643,513.60	\$656,295.88	\$590,903.96	\$556,826.48	\$572,283.20	\$555,512.40	\$542,545.20	\$544,620.00	\$616,509.84	
Buy-Up Plan		20	16.36	17.89	17.17	20.00	17.74	18.82	18.31	18.87	19.34	19.25	17.00	
Employee Only	\$28.53 443		\$27.96	\$25.57	\$26.30	\$20.95	\$25.79	\$24.31	\$24.99	\$24.25	\$23.68	\$23.77	\$26.92	
Employee + Family	\$95.14 199		\$93.24	\$85.27	\$89.00	\$76.89	\$86.01	\$81.06	\$83.31	\$80.87	\$78.89	\$79.27	\$89.75	
Total Annual Cost	642		\$145,533.00	\$133,093.07	\$138,742.90	\$119,079.77	\$134,247.25	\$126,523.01	\$130,037.25	\$126,225.11	\$123,145.16	\$123,727.67	\$140,088.56	
Reputation of the vendor and of the vendor's goods or services;		15	13	15	15	15	15	13	15	15	15	13	15	
AM Best Rating		5	3	5	5	5	5	3	5	5	5	3	5	
Max pts (5pts): A+ = 5pts, A- to A = 3 pts, B+ below = 0 pts			A	A+	Not Required	A+	A++	A-	A+	A+	A+	A	A+	
Year Founded		10	10	10	10	10	10	10	10	10	10	10	10	
Max pts (10 pts): 25+ = 10 pts, 24 to 10 = 7.5 pts, 9 to 0 = 5 pt			1955	1955	1935	1972	1868	1961	1905	1868	1971	1848	1909	
The quality of the vendor's goods or services		5	2	0	1	0	0	5	0	0	5	0	0	
References (similar size 3000 +E) Max pts (5 pts): 1 pt per reference, no references = 0 pts			2	Not Provided	1	Not Provided	Not Provided	5	None Similar	Not Provided	5	Not Provided	Not Provided	
The extent to which the goods or services meet District's needs		16	15	6	4	5	8	13	7	7	7	12	7	
Matched Children Ortho Dependent Max: Age 26		8	8	0	0	0	0	8	0	0	0	8	0	
Max pts (8 pts): Yes = 8 pts, No = 0 pts			yes	no	no	no	no	yes	no	no	noted deviations	yes	no	
Disruption Analysis		4	3.29	1.69	0.00	3.13	4.00	3.40	3.44	3.35	3.39	0.00	3.06	
Max pts (4) pts (of 302 utilized providers)			231	119	Not Provided	220	281	239	242	235	238	Not Provided	215	
Are claims in Mexico covered		2	2	2	2	0	2	2	2	2	2	2	2	
Max pts (2 pts): Yes = 2 pts, No = 0 pts			yes	yes	yes	no	yes	yes	yes	yes	yes	yes	yes	
Does your proposed Plans include deductible carryover?		2	2	2	2	2	2	0	2	2	2	2	2	
Max pts (2 pts): Yes = 2 pts, No = 0 pts			yes	yes	yes	yes	yes	no	yes	yes	yes	yes	yes	
Past Relationship with District		2	2	0	0	0	0	0	0	0	0	0	0	
Max pts (2 pts): Yes = 2 pts, No = 0 pts			yes	no	no	no	no	no	no	no	no	no	no	
HUB		1	0	0	0	0	0	0	0	0	0	0	0	
HUB Yes=1 pt. No=0 pts			no	no	no	no	no	no	no	no	no	no	no	
Total long-term cost to the district to acquire the vendor's goods or services;		10	10	10	0	5	10	10	5	10	5	10	5	
Offered a (3) three year fixed rate guarantee Max pts (10 pts): 1 year = 0 pts, 2 Year = 5 pts, - 3 Year = 10 pts			3 year	3 year	1 year	2 year	3 year	3 year	2 year	3 year	2 year	3 year	2 year	
Vendor or the vendor's ultimate parent company or majority owner has its principal place of business in this state or employs at least 500 persons in this state		1	0	0	0	0	0	1	0	0	0	0	1	
TX or 500+ employees Yes=1 pt No=0 pts		1	Alpharetta, GA	Columbus, GA	Murray, UT	Connecticut	New York, NY	San Antonio, TX	Radner, PA	New York, NY	Camp Hill, PA	Chattanooga, TN	Houston, TX	
Any other relevant factor specifically listed in the request for bids or proposals.		0	0	0	0	0	0	0	0	0	0	0	0	

McAllen Independent School District

Summary of Comparative Cost

RFP # 2023-1011 Fully Funded Dental (Best and Final)

Review Date: September 2, 2022

	Current	Option 1	Option 2
General			
Insurance Company	Delta Dental	Delta Dental	Aflac
Claim Payment Office	Alpharetta, GA	Alpharetta, GA	Columbus, GA
Agent		Salazar Insurance Group	Salazar Insurance Group
		3 year rate	3 year rate
Annual Cost			
Itemized Costs	<u>Rate</u>	<u>Rate</u>	<u>Rate</u>
Employee Only	\$18.00	\$17.64	\$16.13
Employee + Spouse			
Employee + Children			
Employee + Family	\$60.00	\$58.80	\$53.28
Calendar Year Deductible			
Enrollee	\$75/Calendar Year Type 2	\$75/Calendar Year Type 2	\$75/Calendar Year
Family	\$225	\$225	\$225
Calendar Year Maximum	\$1,000/Calendar Year	\$1,000/Calendar Year	\$1,000/Calendar Year
Type 1 = Preventative Services	80%	80%	80%
Type 2 = General Services (Restorative)	80%	80%	80%
Type 3 = Major Services	50%	50%	50%
Orthodontia	50%	50%	50%
	\$1,000 Lifetime Max	\$1,000 Lifetime Max	\$1,000 Lifetime Max

Comments MAC Plan
Mexico Claims Eligible

MAC Plan
Mexico Claims Eligible
Deductible Carryover
Children Ortho: 26

MAC Plan
Mexico Claims Eligible
Deductible Carryover

McAllen Independent School District

Summary of Comparative Cost

RFP # 2023-1011 Fully Funded Dental (Best and Final)

Review Date: September 2, 2022

General		Option 3	Option 4	Option 5
Insurance Company		EMI Health	United Healthcare	Guardian
Claim Payment Office		Murray, UT	Houston, TX	New York, NY
Agent				Bob Trevino Insurance
Annual Cost		1 year rate	2 year rate	3 year rate
Itemized Costs		<u>Rate</u>	<u>Rate</u>	<u>Rate</u>
Employee Only		\$17.60	\$16.49	\$16.96
Employee + Spouse		\$36.60		
Employee + Children		\$39.40		
Employee + Family		\$59.10	\$60.52	\$56.54
Calendar Year Deductible				
Enrollee		\$75/Calendar Year	\$75/Calendar Year Type 2,3	\$75/Calendar Year Type 2,3
Family		\$225	\$255	\$255
Calendar Year Maximum		\$1,000/Calendar Year	\$1,000/Calendar Year	\$1,000/Calendar Year
Type 1 = Preventative Services		80%	80%	80%
Type 2 = General Services (Restorative)		80%	80%	80%
Type 3 = Major Services		50%	50%	50%
Orthodontia		50%	50%	50%
		\$1,000 Lifetime Max	\$1,000 Lifetime Max	\$1,000 Lifetime Max

MAC Plan
 Mexico claims eligible
 Administration Fee: \$2.00 PEP
 Deductible carryover applied to max

MAC Plan
 Mexico claims not eligible
 \$5K Implementation Credit
 Deductible carryover

U&C 90th
 Mexico claims eligible
 Deductible carryover

McAllen Independent School District

Summary of Comparative Cost

RFP # 2023-1011 Fully Funded Dental (Best and Final)

Review Date: September 2, 2022

General

Insurance Company
Claim Payment Office
Agent

	Option 6		Option 7
	Humana		Lincoln Financial
	San Antonio, TX		Houston, TX
	Salazar Insurance Group		Salazar Insurance Group
	3 year rate	3 year rate	2 year rate
Annual Cost			
Itemized Costs	<u>Rate</u>	<u>Rate</u>	<u>Rate</u>
Employee Only	\$15.34	\$11.67	\$15.76
Employee + Spouse			
Employee + Children			
Employee + Family	\$51.12	\$40.06	\$52.54
Calendar Year Deductible			
Enrollee	\$75/Calendar Year Type 2, 3	\$50/Calendar Year Type 2	\$75/Calendar Year Type 2,3
Family	\$225	\$150	\$225
Calendar Year Maximum	\$1,000/Calendar Year	\$1,000/Calendar Year	\$1,000/Calendar Year
Type 1 = Preventative Services	80%	100%	80%
Type 2 = General Services (Restorative)	80%	80%	80%
Type 3 = Major Services	50%	No Benefit	50%
Orthodontia	50%	No Benefit	50%
	\$1,000 Lifetime Max	No Benefit	\$1,000 Lifetime Max

INFS Plan
Mexico claims eligible
Deductible carryover

INFS Plan
Mexico claims eligible
No Type 3 or Orthodontia
Deductible carryover

U&C 90th
Mexico claims eligible
Deductible carryover

McAllen Independent School District

Summary of Comparative Cost

RFP # 2023-1011 Fully Funded Dental (Best and Final)

Review Date: September 2, 2022

	Option 8	Option 9	Option 10
General			
Insurance Company	Metlife	United Concordia	UNUM
Claim Payment Office	New York, NY	Camp Hill, PA	Chattanooga, TN
Agent	Salazar Insurance Group	No Agent Specified	Salazar Ins., Newkirk & Newkirk, Cuellar & Associates, RJG, TISC
Annual Cost	3 year rate	2 year rate, 6% cap year 3	3 year rate
Itemized Costs	<u>Rate</u>	<u>Rate</u>	<u>Rate</u>
Employee Only	\$15.30	\$14.94	\$15.00
Employee + Spouse			
Employee + Children			
Employee + Family	\$51.00	\$49.81	\$50.00
Calendar Year Deductible			
Enrollee	\$75/Calendar Year Type 2,3	\$75/Calendar Year Type 2,3	\$75/Calendar Year Type 2,3
Family	\$225	\$225	\$225
Calendar Year Maximum	\$1,000/Calendar Year	\$1,000/Calendar Year	\$1,000/Calendar Year
Type 1 = Preventative Services	80%	80%	80%
Type 2 = General Services (Restorative)	80%	80%	80%
Type 3 = Major Services	50%	50%	50%
Orthodontia	50%	50%	50%
	\$1,000 Lifetime Max	\$1,000 Lifetime Max	\$1,000 Lifetime Max
	PPO Plan	PPO Plan	MAC Plan
	Mexico claims eligible	Mexico claims eligible	Mexico claims eligible
	Deductible carryover	Implementation Credit: \$32,500 Deductible carryover	Deductible carryover

McAllen Independent School District

Summary of Comparative Cost

RFP # 2023-1011 Fully Funded Dental (Best and Final)

Review Date: September 2, 2022

General

Insurance Company
Claim Payment Office
Agent

Option 11

Mutual of Omaha
Houston, TX
Salazar Insurance Group

Annual Cost

Itemized Costs

1 year rate
Plan 4.00
Rate

2 year rate
Plan 4.04
Rate

2 year rate
Plan 4.05
Rate

Employee Only

\$16.98

\$18.00

\$17.31

Employee + Spouse

Employee + Children

Employee + Family

\$56.60

\$60.00

\$57.69

Calendar Year Deductible

Enrollee
Family

\$75/Calendar Year Type 2,3
\$225

\$75/Calendar Year Type 2,3
\$225

\$75/Calendar Year Type 2,3
\$225

Calendar Year Maximum

\$1,000/Calendar Year

\$1,000/Calendar Year

\$1,000/Calendar Year

80%

80%

80%

Type 1 = Preventative Services

80%

80%

80%

Type 2 = General Services (Restorative)

50%

50%

50%

Type 3 = Major Services

Orthodontia

50%

50%

50%

\$1,000 Lifetime Max

\$1,000 Lifetime Max

\$1,000 Lifetime Max

U&C 90th

Mexico claims eligible

Deductible carryover

U&C 90th

Mexico claims eligible

Deductible carryover

U&C 90th

Mexico claims eligible

Deductible carryover

McAllen Independent School District

Summary of Comparative Cost

RFP # 2023-1011 Fully Funded Dental (Best and Final)

Review Date: September 2, 2022

	Current	Option 1	Option 2
General			
Insurance Company	Delta Dental	Delta Dental	Aflac
Claim Payment Office	Alpharetta, GA	Alpharetta, GA	Columbus, GA
Agent		Salazar Insurance Group	Salazar Insurance Group
		3 year rate	3 year rate
Annual Cost			
Itemized Costs	<u>Rate</u>	<u>Rate</u>	<u>Rate</u>
Employee Only	\$28.53	\$27.96	\$25.57
Employee + Spouse			
Employee + Children			
Employee + Family	\$95.14	\$93.24	\$85.27
Calendar Year Deductible			
Enrollee	\$50/Calendar Year Type 2,3	\$50/Calendar Year Type 2,3	\$50/Calendar Year
Family	\$150	\$150	\$150
Calendar Year Maximum	\$1,500/Calendar Year	\$1,500/Calendar Year	\$1,500/Calendar Year
Type 1 = Preventative Services	100%	100%	100%
Type 2 = General Services (Restorative)	80%	80%	80%
Type 3 = Major Services	50%	50%	50%
Orthodontia	50%	50%	50%
	\$1,500 Lifetime Max	\$1,500 Lifetime Max	\$1,500 Lifetime Max
Comments	U&C 90th Orthodontia Coverage for Adults Mexico Claims Eligible	U&C 90th Mexico Claims Eligible Deductible Carryover	U&C 95th Mexico Claims Eligible Deductible Carryover

McAllen Independent School District

Summary of Comparative Cost

RFP # 2023-1011 Fully Funded Dental (Best and Final)

Review Date: September 2, 2022

General		Option 3	Option 4	Option 5
Insurance Company		EMI Health	United Healthcare	Guardian
Claim Payment Office		Murray, UT	Duluth, MN	New York, NY
Agent			Salazar Ins.	Bob Trevino Insurance
Annual Cost		1 year rate	2 year rate	3 year rate
Itemized Costs		<u>Rate</u>	<u>Rate</u>	<u>Rate</u>
Employee Only		\$26.30	\$20.95	\$25.79
Employee + Spouse		\$54.90		
Employee + Children		\$59.30		
Employee + Family		\$89.00	\$76.89	\$86.01
Calendar Year Deductible				
Enrollee		\$50/Calendar Year	\$50/Calendar Year	\$50/Calendar Year Type 2,3
Family		\$150	\$150	\$150
Calendar Year Maximum		\$1,500/Calendar Year	\$1,500/Calendar Year	\$1,500/Calendar Year
Type 1 = Preventative Services		100%	100%	100%
Type 2 = General Services (Restorative)		80%	80%	80%
Type 3 = Major Services		50%	50%	50%
Orthodontia		50%	50%	50%
		\$1,500 Lifetime Max	\$1,500 Lifetime Max	\$1,500 Lifetime Max
		U&C 80th	MAC Plan	U&C 90th
		Mexico claims eligible	Mexico claims not eligible	Mexico claims eligible
		Administration Fee: \$2.00 PEPM	\$5K Implementation Credit	Deductible carryover
		No deductible carryover	Deductible carryover	

McAllen Independent School District

Summary of Comparative Cost

RFP # 2023-1011 Fully Funded Dental (Best and Final)

Review Date: September 2, 2022

	Option 6	Option 7	Option 8
General			
Insurance Company	Humana	Lincoln Financial	Metlife
Claim Payment Office	San Antonio, TX	Houston, TX	New York, NY
Agent	Salazar Insurance Group	Salazar Insurance Group	Salazar Insurance Group
	3 year rate	2 year rate	3 year rate
Annual Cost			
Itemized Costs	<u>Rate</u>	<u>Rate</u>	<u>Rate</u>
Employee Only	\$24.31	\$24.99	\$24.25
Employee + Spouse			
Employee + Children			
Employee + Family	\$81.06	\$83.31	\$80.87
Calendar Year Deductible			
Enrollee	\$50/Calendar Year Type 2,3	\$50/Calendar Year Type 2,3	\$50/Calendar Year Type 2,3
Family	\$150	\$150	\$150
Calendar Year Maximum	\$1,500/Calendar Year	\$1,500/Calendar Year	\$1,500/Calendar Year
Type 1 = Preventative Services	100%	100%	100%
Type 2 = General Services (Restorative)	80%	80%	80%
Type 3 = Major Services	50%	50%	50%
Orthodontia	50%	50%	50%
	\$1,500 Lifetime Max	\$1,500 Lifetime Max	\$1,500 Lifetime Max
	U&C	U&C 90th	U&C 90th
	Mexico claims eligible	Mexico Claims Eligible	Mexico claims eligible
	Deductible carryover	Deductible carryover	Deductible carryover

McAllen Independent School District

Summary of Comparative Cost

RFP # 2023-1011 Fully Funded Dental (Best and Final)

Review Date: September 2, 2022

General

Insurance Company
Claim Payment Office
Agent

Option 9

Mutual of Omaha
Houston, TX
Salazar Insurance Group

Annual Cost

Itemized Costs

1 year rate
Plan 4.00
Rate

2 year rate
Plan 4.04
Rate

2 year rate
Plan 4.05
Rate

Employee Only

\$26.92

\$28.53

\$27.43

Employee + Spouse

Employee + Children

Employee + Family

\$89.75

\$95.14

\$91.48

Calendar Year Deductible

Enrollee
Family

\$50/Calendar Year Type 2,3
\$150

\$50/Calendar Year Type 2,3
\$150

\$50/Calendar Year Type 2,3
\$150

Calendar Year Maximum

\$1,500/Calendar Year

\$1,500/Calendar Year

\$1,500/Calendar Year

Type 1 = Preventative Services

Type 2 = General Services (Restorative)

Type 3 = Major Services

100%

100%

100%

80%

80%

80%

50%

50%

50%

Orthodontia

50%

50%

50%

\$1,500 Lifetime Max

\$1,500 Lifetime Max

\$1,500 Lifetime Max

U&C 95th
Mexico claims eligible
Deductible carryover

U&C 95th
Mexico claims eligible
Deductible carryover

U&C 95th
Mexico claims eligible
Deductible carryover

McAllen Independent School District

Summary of Comparative Cost


RFP # 2023-1011 Fully Funded Dental (Best and Final)


Review Date: September 2, 2022

	Option 10	Option 11
General		
Insurance Company	United Concordia	UNUM
Claim Payment Office	Camp Hill, PA	Chattanooga, TN
Agent	No Agent Specified	Salazar Ins., Newkirk & Newkirk, Cuellar & Associates, RJG, TISC
	2 year rate, 6% cap year 3	3 year rate
Annual Cost		
Itemized Costs	<u>Rate</u>	<u>Rate</u>
Employee Only	\$23.68	\$23.77
Employee + Spouse		
Employee + Children		
Employee + Family	\$78.99	\$79.27
Calendar Year Deductible		
Enrollee	\$50/Calendar Year Type 2,3	\$50/Calendar Year Type 2,3
Family	\$150	\$150
Calendar Year Maximum	\$1,500/Calendar Year	\$1,500/Calendar Year
Type 1 = Preventative Services	100%	100%
Type 2 = General Services (Restorative)	80%	80%
Type 3 = Major Services	50%	50%
Orthodontia	50%	50%
	\$1,500 Lifetime Max	\$1,500 Lifetime Max
	U&C 50th	U&C 90th
	Mexico claims eligible	Mexico claims eligible
	Implementation Credit: \$32,500	Deductible carryover
	Deductible carryover	

**BOARD AGENDA REPORT
MCALLEN INDEPENDENT SCHOOL DISTRICT**

MEETING DATE: September 26, 2022

SUBMITTED BY: 
Elizabeth Cabrera (Sep 21, 2022 16:35 CDT)

SUPERVISOR: 

Approved for presentation to the Board of Education:




145
Superintendent of Schools


**2021-1012 RFP Trophies, T-shirts, Awards, Incentives, and Related Products and Services
(Round 12)**

No.	Responding Supplier	City	State	Recommendation
1	Safe-T-Pet, Inc dba Summit Products	Mineola	TX	Qualified

**BOARD AGENDA REPORT
MCALLEN INDEPENDENT SCHOOL DISTRICT**

MEETING DATE: September 26, 2022

SUBMITTED BY: 
Elizabeth Cabrera (Sep 21, 2022 16:35 CDT)

SUPERVISOR: 

Approved for presentation to the Board of Education:



147 _____
Superintendent of Schools

RFP 2021-1020 Food, Restaurants, Catering, Fundraising, Field Trips, and Rentals (Round 18)

No.	Responding Supplier	City	State	Recommendation
1	CEC Entertainment LLC dba Chuck E. Cheese	Irving	TX	Qualified
2	Savage Rich Food Co dba Marcos Pizza	McAllen	TX	Qualified
3	David S. Duff dba Shipley Donut	McAllen	TX	Qualified

**BOARD AGENDA REPORT
MCALLEN INDEPENDENT SCHOOL DISTRICT**

MEETING DATE: September 26, 2022

SUBMITTED BY: _____

SUPERVISOR: *Brian McClenny*
Brian McClenny (Sep 21, 2022 08:46 CDT)

Approved for presentation to the Board of Education:

J. A. Douglas

149 _____
Superintendent of Schools


RFP 2022-1031 Athletic Equipment, Supplies, Reconditioning Services, and Related Products (Round 5)

No.	Responding Supplier	City	State	Recommendation
1	Anderson Powerlifting (Anderson Extreme Sports Inc.)	Carrollton	TX	Qualified
2	Knockout Sportswear.com LLC	Rockwall	TX	Qualified
3	MFAC, LLC	West Warwick	RI	Qualified

**BOARD AGENDA REPORT
MCALLEN INDEPENDENT SCHOOL DISTRICT**

MEETING DATE: September 26, 2022

SUBMITTED BY: _____

SUPERVISOR: 
Debra Thomas (Sep 21, 2022 16:56 CDT)

Approved for presentation to the Board of Education:



151 _____
Superintendent of Schools

RFP 2022-1025 Fine Arts Equipment, Supplies, Related Products, and Service (Round 5)

No.	Responding Supplier	City	State	Recommendation
1	Story First, Inc dba The Costumer	Schenectady	NY	Qualified

**BOARD AGENDA REPORT
MCALLEN INDEPENDENT SCHOOL DISTRICT**

MEETING DATE: September 26, 2022

SUBMITTED BY: _____

SUPERVISOR: *Rosalba De Hoyos*

Approved for presentation to the Board of Education:

J. X. O'Connell

153 _____
Superintendent of Schools Sep 21, 2022

**McAllen Independent School District
STUDENT/TEACHER RATIOS**

9/22/2022

**MEMBERSHIP RECORDS
2022-2023**

CAMPUS	GRADE LEVELS/CLASS SECTIONS OVER RATIOS						
GRADE LEVELS	PRE-K	KINDER	FIRST	SECOND	THIRD	FOURTH	TOTAL SECTIONS
101-ALVAREZ ELEMENTARY	1			1			2
106-HOUSTON ELEMENTARY	1	1					2
107-JACKSON ELEMENTARY	1		2	1	1	2	7
111-MILAM ELEMENTARY	1			2		1	4
112-WILSON ELEMENTARY		2					2
114-FIELDS ELEMENTARY							0
116-SEGUIN ELEMENTARY							0
119-ESCANDON ELEMENTARY							0
120-RAYBURN ELEMENTARY	1						1
121-ROOSEVELT ELEMENTARY		2			2	3	7
122-GARZA ELEMENTARY				1		1	2
123-MCAULIFFE ELEMENTARY		1				2	3
124-GONZALEZ ELEMENTARY				6			6
126-CASTANEDA ELEMENTARY	1	2					3
127-BLANCA E SANCHEZ ELEMENTARY				1	2	2	5
128-DR PABLO PEREZ ELEMENTARY		2				1	3
129-LUCILE M. HENDRICKS ELEMENTARY					1		1
130-THIGPEN / ZAVALA ELEMENTARY	1		2				3
TOTAL SECTIONS OVER	7	10	4	12	6	12	51
TOTAL SECTIONS IN DISTRICT	34	59	67	66	67	67	360
PERCENT OVER	20.59%	16.95%	5.97%	18.18%	8.96%	17.91%	14.17%
SECTIONS AT OR UNDER	27	49	63	54	61	55	309

**BOARD AGENDA REPORT
MCALLEN INDEPENDENT SCHOOL DISTRICT**

MEETING DATE: September 26, 2022

SUBJECT: Discussion and Possible Action of Board of Education Meeting Minutes

REFERENCE: N/A

BACKGROUND INFORMATION/REASON FOR BOARD CONSIDERATION:

The minutes for each meeting of the Board of Education are traditionally brought to the Board for approval. After approval, the minutes become the Official Record of Board Action.

ADMINISTRATIVE CONSIDERATIONS/FACTS AND ANALYSIS:

The Administration asks that the Board of Education consider approval of the attached minutes.

LEGAL REVIEW: None

BUDGETARY CONSIDERATIONS: None

RECOMMENDED BOARD ACTION:

That the Board approve the minutes of the following meeting(s):

Regular Board Meeting September 12, 2022 5:00 P.M.

SUBMITTED BY: *Natalia Goza*

SUPERVISOR: *Tony Forina*
Tony Forina (Sep 21, 2022 16:03 CDT)

For further information contact:

Name: Natalia Goza

Office: 956-618-6094

eMail: natalie.goza@mcallsisd.net

Approved for presentation to the Board of Education:

J. McLaughlin

155

Superintendent of Schools

Sep 21, 2022