

# WAYZATA PUBLIC SCHOOLS

Independent School District 284  
Wayzata, Minnesota

## **BOARD OF EDUCATION**

Special Meeting - April 8, 2013 - 4:00 PM  
District Administration Building  
210 County Rd. 101, N, Plymouth, MN

### **AGENDA**

- |    |   |    |
|----|---|----|
| 1. | Call to Order - Board Chair Droegemueller   | 3  |
| 2. | Bond Scope Worksheet - S. McQueen, L. Schoen - <i>15 minutes</i>  |    |
| 3. | 21st Century Learning - <i>60 minutes</i>   |    |
|    | A. Media Centers and Retrofits - S. McQueen, L. Schoen  | 4  |
|    | B. Classrooms and Retrofits - S. McQueen, L. Schoen   | 10 |
|    | C. Principles and Projected Needs Of Future Learning - C. Anderson, J. Johnson                                  |    |
| 4. | Financing the Project - J. Westrum - <i>30 minutes</i>  | 14 |
| 5. | District-Wide Infrastructure Needs: Technology and Energy - S. McQueen, L. Schoen - <i>15 minutes</i>           |    |
| 6. | High School Upgrades: Gym Areas, Theatre and Music, Synthetic Grass - S. McQueen, L. Schoen - <i>15 minutes</i> |    |
| 7. | Adjourn - Board Chair Droegemueller   | 18 |

# WAYZATA PUBLIC SCHOOLS

Independent School District 284  
Wayzata, Minnesota

## MISSION

### **Our Core Purpose:**

The mission of Wayzata Public Schools is to ensure a world-class education that prepares each and every student to thrive today and excel tomorrow in an ever-changing global society.

## VISION

### **What We Intend to Create and Experience:**

The vision of Wayzata Public Schools is to be a model of excellence where all students discover their unique talents, develop a love and tenacity for learning and demonstrate confidence and capacity for success through:

### **Exceptional Student Learning, Experiences and Relationships:**

- High achievement by each and every student—no exceptions, no excuses;
- Content-rich, rigorous and personalized education;
- Meaningful relationships with teachers, staff, mentors and peers in a welcoming, nurturing and safe environment where all are valued for who they are and the contributions they make.

### **Community Trust, Confidence and Partnership:**

- Comprehensive learning opportunities meeting diverse learner needs and community aspirations;
- Committed to being the first choice for students and families;
- Maintaining the highest levels of satisfaction and pride by staff, parents and community.

### **Operational Excellence:**

- Attraction, development and retention of exemplary, creative and engaged employees;
- Accountability by all staff for individual and collective performance;
- Effective and efficient use of time and human, financial and physical resources;
- Culture of continuous improvement and responsive innovation;
- High performing district governance, management and partnerships.

**WAYZATA PUBLIC SCHOOLS**  
Independent School District 284  
Wayzata, Minnesota

**BOARD OF EDUCATION**

**Special Work Session – April 8, 2013**

**AGENDA ITEM:** 1. CALL TO ORDER/ROLL CALL

**COMMENTS BY:** Board Chair Droegemueller

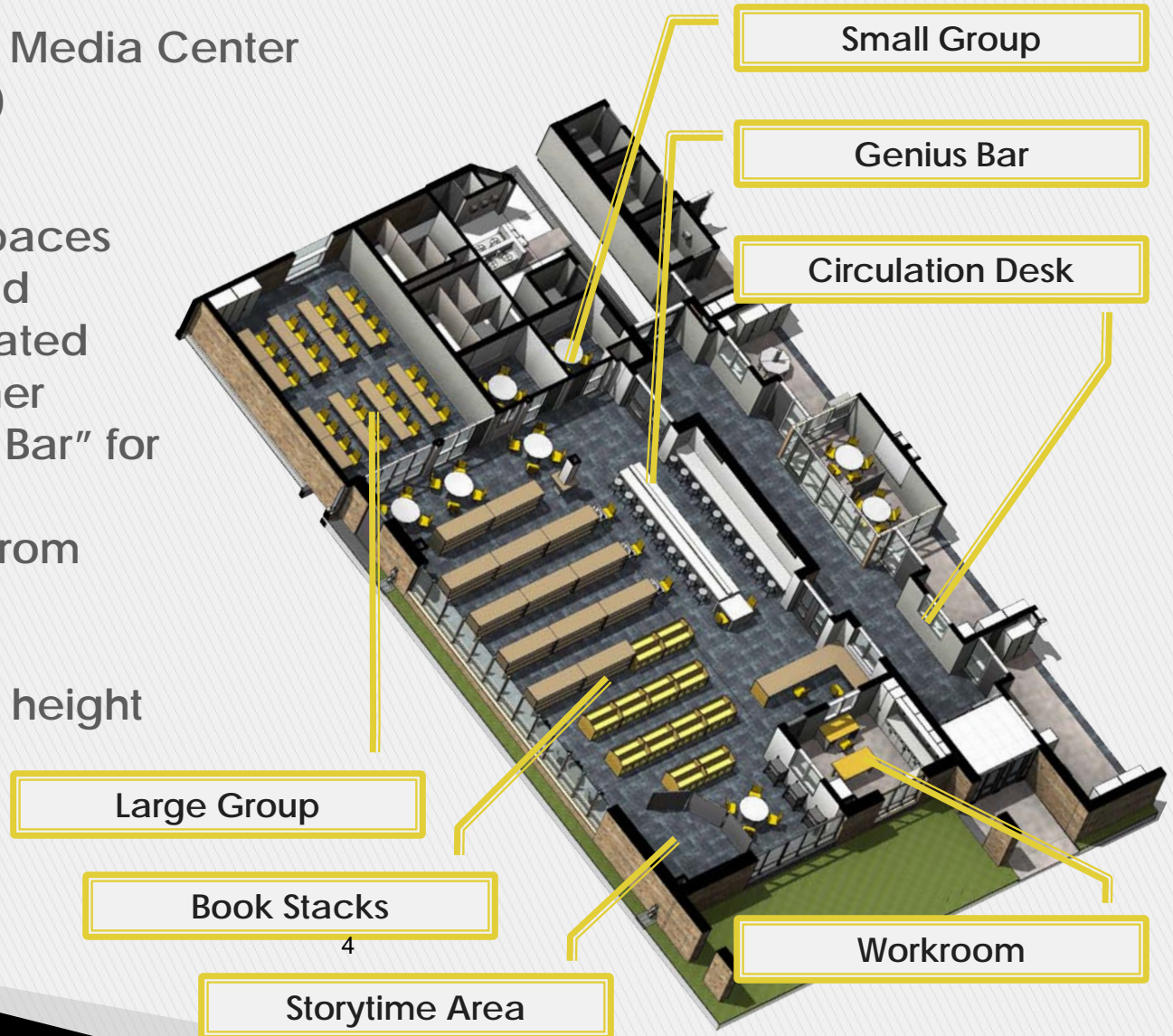
	<u>PRESENT</u>	<u>ABSENT</u>
Ms. Linda A. Cohen	_____	_____
Ms. Susan J. Droegemueller	_____	_____
Ms. Susan Gaither	_____	_____
Mr. Jay A. Hesby	_____	_____
Mr. John A. Moroz	_____	_____
Ms. Carter G. Peterson	_____	_____
Ms. Cheryl Polzin	_____	_____
Dr. Chace B. Anderson, Ex Officio	_____	_____

# planning example

## ISD #284 New Media Center

### Oakwood Elementary Media Center (2013 construction)

- ✓ Welcoming
- ✓ Multiple, flexible spaces that are visually and acoustically separated
- ✓ Quiet reading corner
- ✓ Oakwood "Genius Bar" for technology use
- ✓ Entire area visible from circulation desk
- ✓ Good lighting
- ✓ Shelving at correct height for visibility

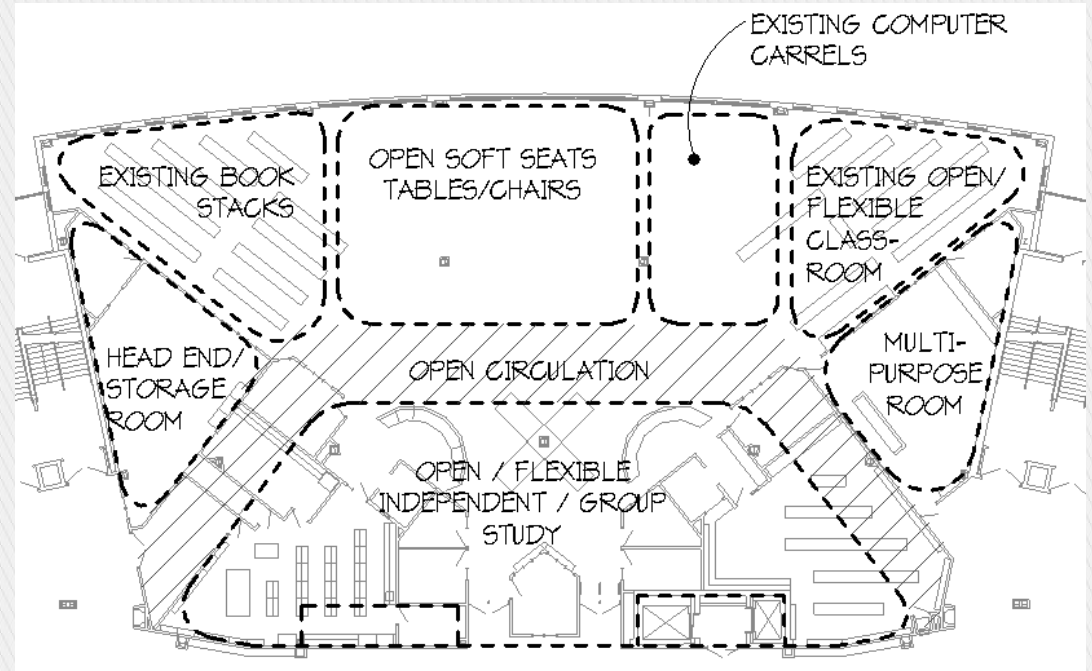


# planning example

## ISD #284 Existing Media Center

### Wayzata High School Media Center

- ✓ Open up relationship to hallway for more welcoming atmosphere
- ✓ Utilize existing open small / large group space – Enhance support for technology
- ✓ Create multiple flexible work spaces.
- ✓ Create High School “Genius Bar” for individual and large group training / support



## Improved school designs can boost learning

10:20 AM, March 26, 2013



*East Ridge was the third high school in the South Washington County School District, in the east metro. The building cost \$94 million to build and is being paid for by a \$107 million bond that voters approved in 2006. (Photo courtesy South Washington County School District)*

### AUDIO

---

- [Improved school designs can boost learning](#)

### On the radio

---

- **Victoria Bergsagel:** [Founder and president](#) of Architects of Achievement
- **Aaron Harper:** [Principal](#), East Ridge High School

### Related Stories

---

- [Walker wants vouchers in nine more Wis. school districts, including Superior](#)  
March 25, 2013
- [Minn. lawmakers consider bill to set minimum school counselor ratios](#)  
March 21, 2013
- [Minnesota lawmakers to look at credit for online courses](#)  
March 18, 2013
- [Minn. joining national effort to boost graduation rates](#)  
March 13, 2013

Schools are now filled with "digital natives" — children born into the age of the Internet. So what happens when children of the 21st century encounter the architecture of the 19th century?

The look and layout of a school can have a profound impact on the way students learn, but classrooms laid out with rows of desks facing a chalkboard are still the norm. Designers point to outdoor spaces, learning centers, natural lighting and desks that can accommodate tablets and laptops as a few of the tweaks that could help improve learning.

[Victoria Bergsagel](#) is founder and president of Architects of Achievement, a design strategy firm that uses educational research to improve school design. She [wrote about the importance of school design](#) in EdNews Colorado:

Design schools for people. Better yet, ask students. One 16-year-old nailed it. "No one wants to learn in sterile, boring, institutional facilities. Give us beauty, real-life projects, choice, opportunity, and ownership, and we'll show you what we can do."

The American Architectural Foundation (2009) determined in a recent study that students want hands-on learning opportunities, variety and flexibility, comfortable and social spaces, seamless technology, sustainable designs, and connections to the outdoors. I could not agree more.

#### **LEARN MORE ABOUT SCHOOL DESIGN:**

- [10 Current School Facility Features that are Obsolete](#). Traditional school libraries, bathrooms and corridors are being redesigned in schools to improve student learning. (School Design Matters)
- [School Design May Affect a Child's Grades](#). "A study of school design has discovered that school layouts can influence a child's development by as much as 25 percent — positively or negatively — over the course of an academic year." (Wired)
- [Top Ten Innovative School Designs](#). Forget square buildings, chalkboards and desks in a row. (Landscape Architects Network)



## **PREPAREDNESS NEEDS: DISTRICTWIDE MEDIA CENTER RETROFITS**

### **How Media Center Activity is Changing**

- Explosive growth of mobile devices will drive new services.
- Increase collaboration will expand the role of “the Library” within the institution and beyond (beyond the walls).
- The definition of “the Library” will change as physical space is used differently and virtual space expands.
- Changes in educational learning models require that Media Centers possess diverse environments.

### **Key Concepts**

- Adapting to changing technology.
- Responding to individual learning styles with diverse spatial opportunities.
- Promote active collaboration.
- Enhance passive supervision.
- Rolling moveable components.

### **Proposed Physical Changes to the Media Center**

- Open up relationship to hallway to encourage multi-purpose use.
- Less storage of items: A/V, periodicals, collection.
- Minimize dedicated space: multi-function.
- Create multiple flexible work/activity spaces.
- Vastly different furniture to respond to constantly changing multi-use space.

### **Why Now?**

- Oakwood Media Center pilot to launch Fall 2013/14.
- District launched Ipad initiative: Media Center retrofit can support the change.
- Implement consistency at Elementary level.
- H.S. expansion and additional students will drive change of use at current Media Center: leverage timing?
- CMS capacity changes begin change of Media Center space: leverage timing?

### **Media Center Furniture “Kit of Parts”**

- Mobile student tables and chairs.
- Mobile bookshelves/book bins.
- Mobile media specialist desk and chair.
- Mobile tall storage cabinets and mobile bookcases.
- Mobile room dividers.
- Mobile power towers (support mobile device use).
- Soft seating.
- “Genius Bar” table and stools.
  - \$100,000 per Elementary Media Center
  - \$185,000 - \$375,000 per Middle School Media Center
  - \$555,000 for High School Media Center



PREPAREDNESS NEEDS: DISTRICTWIDE MEDIA CENTER RETROFIT

Draft: Budget Assumptions

A. Elementary School Media Center Retrofit/Renovation

<u>School</u>	<u>Size</u>	<u>Renovation Budget</u>	<u>Furniture Budget</u>
Birchview	4,132 SF	\$ 365,000	\$ 100,000
Gleason Lake	3,213 SF	\$ 283,500	\$ 100,000
Greenwood	4,234 SF	\$ 373,000	\$ 100,000
Kimberly Lane	4,230 SF	\$ 373,000	\$ 100,000
Oakwood	Complete summer 2013	\$ 0	\$ 0
Plymouth Creek	3,152 SF	\$ 278,000	\$ 100,000
Sunset Hill	4,666 SF	\$ 412,000	\$ 100,000
	<b>Construction Subtotal</b>	<b>\$ 2,085,000</b>	<b>\$ 600,000</b>

$x \quad 1.15$   
**Total Renovation Project Cost**    **\$ 2,400,000**                    **\$3,000,000 Total Elem Retrofit**

B. Middle School Media Centers

<u>School</u>	<u>Size</u>	<u>Renovation Budget</u>	<u>Furniture Budget</u>
Central MS	12,300 SF	\$ 1,085,000	\$ 375,000
East MS	6,000 SF	\$ 530,000	\$ 185,000
West MS	8,200 SF	\$ 724,000	\$ 250,000
	<b>Construction Subtotal</b>	<b>\$ 2,339,000</b>	<b>\$ 810,000</b>

$x \quad 1.15$   
**Total Renovation Project Cost**    **\$ 2,690,000**                    **\$3,500,000 Total MS Retrofit**

C. High School Media Center

<u>School</u>	<u>Size</u>	<u>Renovation Budget</u>	<u>Furniture Budget</u>
Wayzata High School	13,500 SF	\$ 1,604,000	\$ 555,000

$x \quad 1.15$   
**Total Renovation Project Cost**    **\$ 1,845,000**                    **\$2,400,000 Total HS Retrofit**

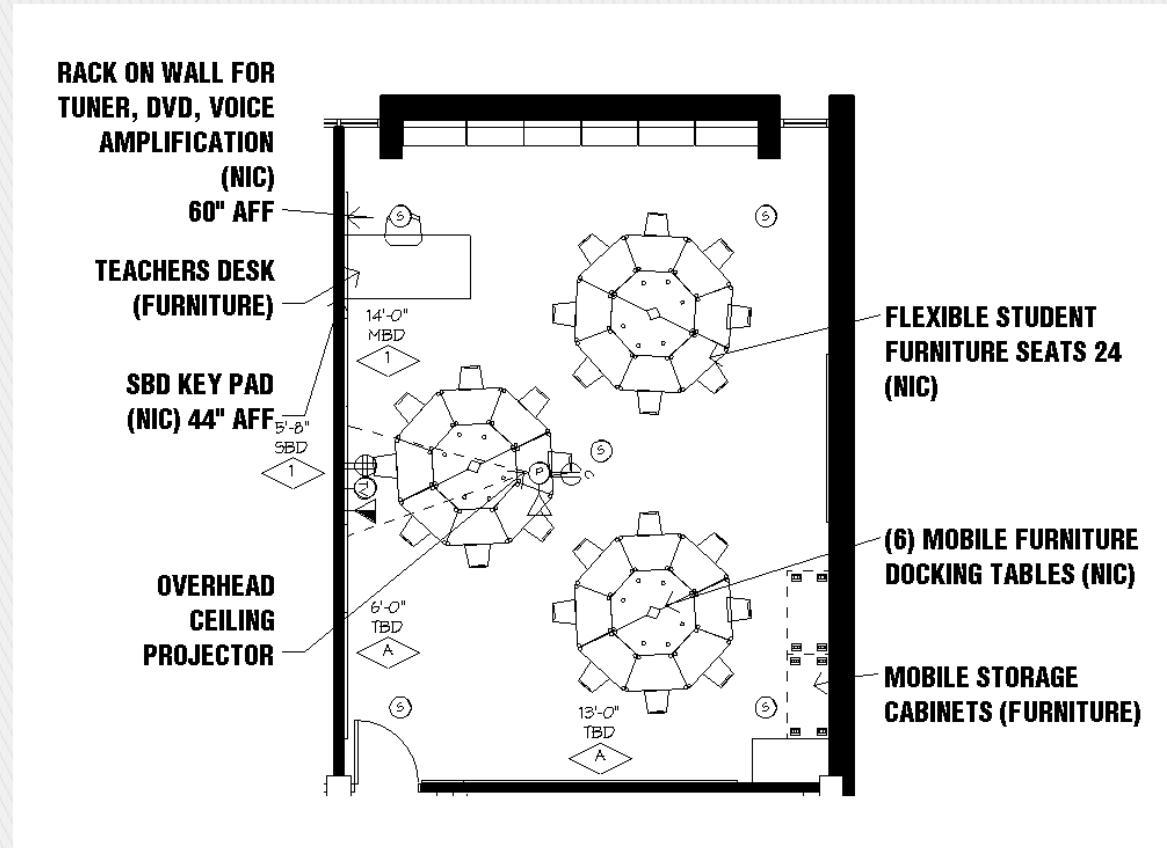


# furniture example

## ISD #284 Existing Classroom

East Middle School  
(renovated 2012)

- ✓ Size: 720 SF
- ✓ Provide color and materials
- ✓ Zoned Activity Learning
- ✓ Flexible Classroom
- ✓ Enhanced Technology





## **ENHANCE INSTRUCTION: DISTRICTWIDE CLASSROOM RETROFIT**

### **How Classroom Activity is Changing**

- Less lecture orientation.
- More student movement.
- Adaptable for personalized learning styles.
- Variety of groupings.
- Proliferation of mobile devices.

### **Proposed Physical Changes to the Classroom**

- Very little...
- More technology/power up.
- Vastly different furniture to respond to constantly changing classroom activity.

### **Furniture Concept**

- Flexible components to allow for multi-use.
- Ability to zone activity/change configuration quickly.
- Healthy ergonomic focus.
- Collaborative opportunities.
- Mobile/wheels.

### **Why Now?**

- 14 classroom pilot to launch Fall 2013/14 (Greenwood, Oakwood, Sunset Hill)
- District launched Ipad initiative: furniture can support the change.
- Capital funding stretched each year for other pressing needs. Furniture not eligible for Alt. Facilities funding.
- Bond funds would allow for consistent reinvestment towards classroom retrofit.

### **Classroom Furniture "Kit of Parts"**

- Mobile student desks.
- Mobile student chairs.
- Mobile teacher desk and chair.
- Mobile tall storage cabinets and mobile bookcases.
- Mobile power towers (support mobile device use).  
\$12,000-\$15,000 per classroom



**ENHANCE INSTRUCTION: DISTRICTWIDE CLASSROOM RETROFIT**

**Draft Budget Assumptions for Districtwide Furniture Retrofits**

Elementary Schools	Quantity of Existing Classrooms*
Birchview	26
Gleason Lake	29
Greenwood	26
Kimberly Lane	30
Oakwood	22
Plymouth Creek	29
Sunset Hill	24
<b>Total Classrooms</b>	<b>186</b>

\* Includes general and kindergarten classrooms

**Elementary School Subtotal:**

186 Elementary School Classrooms x \$12,000 to \$15,000 of new furniture = \$2,232,000 to \$2,790,000

Middle School	Quantity of Existing Classrooms
Central	46
East	38
West	39
<b>Total Classroom</b>	<b>123</b>

**Middle School Subtotal:**

123 Middle School Classrooms x \$12,000 to \$15,000 of new furniture = \$1,476,000 to \$1,845,000

High School	Quantity of Existing Classrooms
High School	127
<b>Total Classrooms</b>	<b>127</b>

**High School Subtotal:**

127 High School Classrooms x \$12,000 to \$15,000 of new furniture = \$1,524,000 to \$1,905,000

**TOTAL DRAFT FURNITURE RETROFIT BUDGET ASSUMPTION: \$5,232,000 to \$6,540,000**

PRELIMINARY INFORMATION - FOR DISCUSSION ONLY

**Wayzata School District No. 284**  
**Financing Plan for Capital and Debt Levies**

**\$100,000,000 Building Bonds**  
**2 Alt. Facilities Issues**

Principal Amount:	Building Bonds \$100,000,000	Alt. Fac. Bonds \$24,490,000	Alt. Fac. Bonds \$11,285,000
Dated Date:	2/1/2014	4/1/2014	4/1/2016
Avg. Interest Rate:	2.75%	2.75%	3.10%

December 26, 2012

Levy Pay. Year	Fiscal Year	Tax Capacity Value* (\$000s)	Debt Service Levies - Existing Bonds**						Other Levies			Potential Building Bonds				Future Alt. Fac. Funding				Combined Totals					
			Building Bonds	Alt. Fac. Bonds	OPEB Bonds	Est. Debt Excess+	Net Levy	Tax Rate	Lease Levy	Cap. Projects Levy#	Health & Safety	Principal	Interest	Addl. Debt Excess+	Debt Levy	Non-Bond Levy	Principal	Interest	Addl. Debt Excess+	Debt Levy	Debt Service Levies	Other Levies	Total Levies	Tax Rate	
2013	2014	104,210	0.3%	9,302,370	401,363	1,208,065	(332,227)	10,579,571	10.15	2,316,905	5,520,323	796,233	-	2,750,000	2,887,500	1,724,668	-	-	-	-	10,579,571	10,358,129	20,937,700	20.09	
2014	2015	107,336	3.0%	8,983,223	401,363	1,523,353	(901,701)	10,006,237	9.32	2,316,905	5,515,563	500,000	-	2,750,000	2,887,500	2,720,000	-	561,229	589,291	13,483,028	11,052,468	24,535,496	22.86		
2015	2016	110,556	3.0%	8,657,723	401,363	1,630,947	(400,249)	10,289,782	9.31	2,316,905	5,681,030	500,000	-	2,750,000	2,887,500	2,890,000	-	673,475	707,149	13,884,431	11,387,935	25,272,366	22.86		
2016	2017	113,873	3.0%	9,792,773	401,363	-	(411,591)	9,782,544	8.59	2,316,905	5,851,461	500,000	-	2,750,000	2,772,000	3,765,000	-	1,023,310	(28,286)	1,046,190	13,600,733	12,433,366	26,034,099	22.86	
2017	2018	117,289	3.0%	985,688	1,766,363	-	(391,302)	2,360,748	2.01	2,316,905	6,027,004	500,000	1,395,000	2,750,000	(110,880)	4,241,370	10,000,000	320,000	1,023,310	(41,848)	1,368,628	7,970,746	18,843,909	26,814,656	22.86
2018	2019	120,808	3.0%	953,637	1,949,063	-	(94,430)	2,808,270	2.32	2,316,905	6,207,815	500,000	1,620,000	2,711,638	(169,655)	4,378,565	10,000,000	375,000	1,014,510	(54,745)	1,404,240	8,591,075	19,024,720	27,615,794	22.86
2019	2020	120,808	0.0%	1,010,100	1,812,563	-	(112,331)	2,710,332	2.24	2,316,905	6,394,049	500,000	1,605,000	2,667,088	(175,143)	4,310,549	10,000,000	370,000	1,004,198	(56,170)	1,386,738	8,407,619	19,210,954	27,618,573	22.86
2020	2021	120,808	0.0%	-	2,229,413	-	(108,413)	2,120,999	1.76	2,316,905	6,394,049	500,000	2,100,000	2,622,950	(172,422)	4,786,676	10,000,000	485,000	994,023	(55,470)	1,497,504	8,405,179	19,210,954	27,616,133	22.86
2021	2022	120,808	0.0%	-	2,269,838	-	(84,840)	2,184,998	1.81	2,316,905	6,394,049	500,000	2,125,000	2,565,200	(191,467)	4,733,243	10,000,000	495,000	980,685	(59,900)	1,489,569	8,407,810	19,210,954	27,618,764	22.86
2022	2023	120,808	0.0%	-	4,219,950	-	-	4,219,950	3.49	2,316,905	6,394,049	500,000	610,000	2,506,763	(189,330)	3,083,271	10,000,000	140,000	967,073	(59,583)	1,102,843	8,406,064	19,210,954	27,617,018	22.86
2023	2024	120,808	0.0%	-	3,785,250	-	-	3,785,250	3.13	2,316,905	6,394,049	500,000	3,990,000	2,489,988	(123,331)	6,680,656	6,000,000	925,000	963,223	(44,114)	1,938,520	12,404,426	15,210,954	27,615,380	22.86
2024	2025	120,808	0.0%	-	-	-	-	-	-	2,316,905	6,394,049	500,000	7,165,000	2,380,263	(267,226)	9,755,299	6,000,000	1,660,000	937,785	(77,541)	2,650,133	12,405,433	15,210,954	27,616,387	22.86
2025	2026	120,808	0.0%	-	-	-	-	-	-	2,316,905	6,394,049	500,000	7,485,000	2,183,225	(390,212)	9,761,424	6,000,000	1,730,000	892,135	(106,005)	2,647,236	12,408,661	15,210,954	27,619,615	22.86
2026	2027	120,808	0.0%	-	-	-	-	-	-	2,316,905	6,394,049	500,000	7,685,000	1,977,388	(390,457)	9,755,050	6,000,000	1,780,000	844,560	(105,889)	2,649,899	12,404,948	15,210,954	27,615,902	22.86
2027	2028	120,808	0.0%	-	-	-	-	-	-	2,316,905	6,394,049	500,000	7,895,000	1,766,050	(390,202)	9,753,901	6,000,000	1,830,000	795,610	(105,996)	2,650,895	12,404,795	15,210,954	27,615,749	22.86
2028	2029	120,808	0.0%	-	-	-	-	-	-	1,491,000	6,394,049	500,000	8,755,000	1,548,938	(390,156)	10,428,978	6,000,000	2,025,000	745,285	(106,036)	2,802,783	13,231,742	14,385,049	27,616,791	22.86
2029	2030	120,808	0.0%	-	-	-	-	-	-	1,491,000	6,394,049	500,000	9,020,000	1,308,175	(417,159)	10,427,425	6,000,000	2,090,000	689,598	(112,111)	2,806,467	13,233,891	14,385,049	27,618,940	22.86
2030	2031	120,808	0.0%	-	-	-	-	-	-	1,491,000	6,394,049	500,000	9,270,000	1,060,125	(417,097)	10,429,534	6,000,000	2,145,000	632,123	(112,259)	2,803,720	13,233,254	14,385,049	27,618,303	22.86
2031	2032	120,808	-	-	-	-	-	-	-	1,491,000	6,394,049	500,000	9,525,000	805,200	(417,181)	10,429,529	6,000,000	2,205,000	573,135	(112,149)	2,804,893	13,234,422	14,385,049	27,619,471	22.86
2032	2033	120,808	-	-	-	-	-	-	-	1,491,000	6,394,049	500,000	9,785,000	543,263	(417,181)	10,427,494	6,000,000	2,265,000	512,498	(112,196)	2,804,177	13,231,671	14,385,049	27,616,720	22.86
2033	2034	120,808	-	-	-	-	-	-	-	1,491,000	6,394,049	500,000	9,970,000	274,175	(417,100)	10,339,284	6,000,000	2,410,000	450,210	(112,167)	2,891,053	13,230,337	14,385,049	27,615,386	22.86
2034	2035	120,808	-	-	-	-	-	-	-	1,491,000	6,394,049	500,000	-	-	-	-	6,000,000	6,100,000	383,638	(115,642)	6,692,177	14,385,049	21,077,226	17.45	
2035	2036	120,808	-	-	-	-	-	-	-	1,491,000	6,394,049	500,000	-	-	-	-	6,000,000	6,425,000	198,545	(267,687)	6,687,035	6,687,035	14,385,049	21,072,084	17.44
2036	2037	120,808	-	-	-	-	-	-	-	1,491,000	6,394,049	500,000	-	-	-	-	6,000,000	-	-	-	-	-	-	14,385,049	11.91
2037	2038	120,808	-	-	-	-	-	-	-	1,491,000	6,394,049	500,000	-	-	-	-	6,000,000	-	-	-	-	-	-	14,385,049	11.91
<b>Totals</b>				<b>39,685,512</b>		<b>4,362,365</b>	<b>(2,837,084)</b>	<b>60,848,680</b>		<b>49,663,575</b>	<b>156,290,126</b>	<b>12,796,233</b>	<b>100,000,000</b>	<b>40,410,425</b>	<b>(5,161,699)</b>	<b>142,269,248</b>	<b>161,099,668</b>	<b>35,775,000</b>	<b>16,860,154</b>	<b>(1,845,792)</b>	<b>53,421,120</b>	<b>256,539,048</b>	<b>379,849,602</b>	<b>636,388,650</b>	

\* Tax capacity value for taxes payable in 2013 is the preliminary figure used by Hennepin County for the proposed tax statements. Estimates for future years are based on estimated percentage changes shown above.  
 \*\* Initial debt service levies (prior to subtracting debt equalization aid) are set at 105 percent of the principal and interest payments during the next fiscal year.  
 + The debt excess levy reductions for taxes payable in 2013 and 2014 are based on actual fund balances and levy amounts. For taxes payable in 2015 and later years, debt excess is estimated at 4 percent of the prior year's debt levy.  
 # Assumes that the capital project levy authorizations would be renewed at the same tax rates when they expire.

**Wayzata School District No. 284**  
**Estimated Payment and Levy Schedule for 2014 Building Bonds**  
**December 26, 2012**

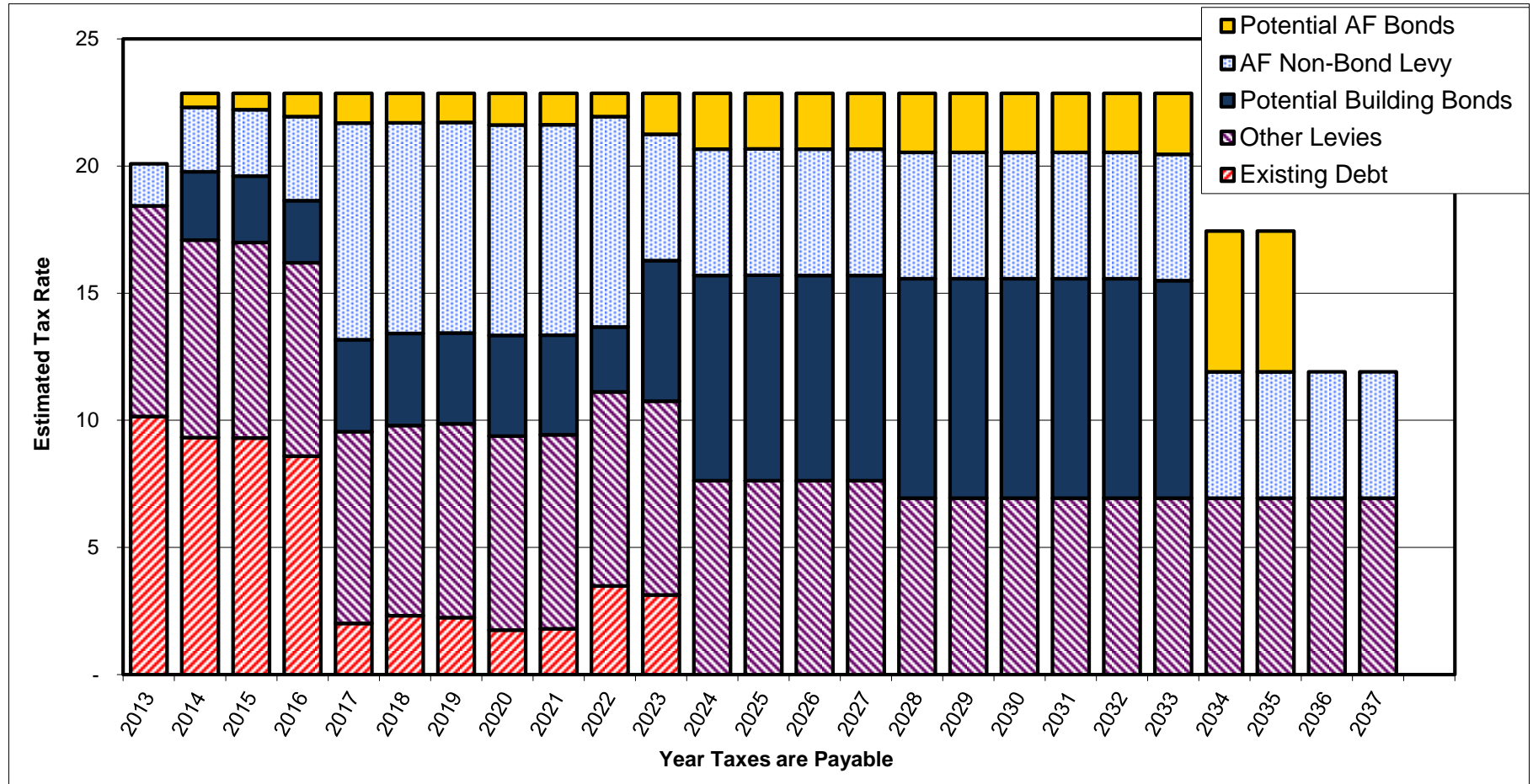
<b>Levy Pay-able Year</b>	<b>Fiscal Year</b>	<b>Principal</b>	<b>Interest</b>	<b>Initial Debt Levy</b>
2013	2014	0	0	0
2014	2015	0	2,750,000	2,887,500
2015	2016	0	2,750,000	2,887,500
2016	2017	0	2,750,000	2,887,500
2017	2018	1,395,000	2,750,000	4,352,250
2018	2019	1,620,000	2,711,638	4,548,219
2019	2020	1,605,000	2,667,088	4,485,692
2020	2021	2,100,000	2,622,950	4,959,098
2021	2022	2,125,000	2,565,200	4,924,710
2022	2023	610,000	2,506,763	3,272,601
2023	2024	3,990,000	2,489,988	6,803,987
2024	2025	7,165,000	2,380,263	10,022,526
2025	2026	7,485,000	2,183,225	10,151,636
2026	2027	7,685,000	1,977,388	10,145,507
2027	2028	7,895,000	1,766,050	10,144,103
2028	2029	8,755,000	1,548,938	10,819,134
2029	2030	9,020,000	1,308,175	10,844,584
2030	2031	9,270,000	1,060,125	10,846,631
2031	2032	9,525,000	805,200	10,846,710
2032	2033	9,785,000	543,263	10,844,676
2033	2034	9,970,000	274,175	10,756,384
<b>Totals</b>		<b>100,000,000</b>	<b>40,410,425</b>	<b>147,430,946</b>

PRELIMINARY INFORMATION - FOR DISCUSSION ONLY

**Wayzata School District No. 284**  
 Estimated Tax Rates for Capital and Debt Service Levies

**\$100,000,000 Building Bonds  
 2 Alt. Facilities Issues**

Date Prepared: December 26, 2012



**PRELIMINARY INFORMATION - FOR DISCUSSION ONLY**

**Wayzata School District No. 284**

December 26, 2012

**Potential Financing Plan for Alternative Facilities Projects**

**\$100,000,000 Building Bonds  
2 Alt. Facilities Issues**

Levy		Alt. Facilities Costs from Plan	Funding Sources		
Pay Year	Fiscal Year		Bonds	Other Funds	Levy
2013	2014	\$12,007,000	\$9,324,582	\$0	\$2,682,418
2014	2015	15,000,000	12,280,000	0	2,720,000
2015	2016	15,000,000	12,110,000	0	2,890,000
2016	2017	15,000,000	11,235,000	0	3,765,000
2017	2018	10,000,000	0	0	10,000,000
2018	2019	10,000,000	0	0	10,000,000
2019	2020	10,000,000	0	0	10,000,000
2020	2021	10,000,000	0	0	10,000,000
2021	2022	10,000,000	0	0	10,000,000
2022	2023	10,000,000	0	0	10,000,000
2023	2024	6,000,000	0	0	6,000,000
2024	2025	6,000,000	0	0	6,000,000
2025	2026	6,000,000	0	0	6,000,000
2026	2027	6,000,000	0	0	6,000,000
2027	2028	6,000,000	0	0	6,000,000
2028	2029	6,000,000	0	0	6,000,000
2029	2030	6,000,000	0	0	6,000,000
2030	2031	6,000,000	0	0	6,000,000
2031	2032	6,000,000	0	0	6,000,000
2032	2033	6,000,000	0	0	6,000,000
2033	2034	6,000,000	0	0	6,000,000
2034	2035	6,000,000	0	0	6,000,000
2035	2036	6,000,000	0	0	6,000,000
2036	2037	6,000,000	0	0	6,000,000
2037	2038	6,000,000	0	0	6,000,000
<b>Totals</b>		<b>\$207,007,000</b>	<b>\$44,949,582</b>	<b>\$0</b>	<b>\$162,057,418</b>

	<u>Bond Amount</u>	<u>Project Cost</u>
1st Bond Issue - 2014	\$24,490,000	24,390,000
2nd Bond Issue - 2016	\$11,285,000	11,235,000

**WAYZATA PUBLIC SCHOOLS**

Independent School District 284  
Wayzata, Minnesota

**BOARD OF EDUCATION**

**Special Work Session – April 8, 2013**

**AGENDA SECTION:** \_\_\_\_\_

**ITEM:** \_\_\_\_\_

**COMMENTS BY:** Board Chair Droegemueller

**6. Adjourn**

If there is no additional business before the School Board, the Chair will adjourn the meeting.

Motion by: \_\_\_\_\_ Yes \_\_\_\_\_ Passed \_\_\_\_\_

Second by: \_\_\_\_\_ No \_\_\_\_\_ Failed \_\_\_\_\_

Abstentions \_\_\_\_\_