

WAYZATA PUBLIC SCHOOLS

Independent School District 284
Wayzata, Minnesota

BOARD OF EDUCATION

Regular Meeting - February 22, 2010 - 4:00 PM
District Administration Building
210 County Rd. 101, N, Plymouth, MN

AGENDA

1.	CALL TO ORDER/ROLL CALL	3
2.	ADMINISTRATIVE	
	A. Sabatical Report - South Africa - J. Vrudny	4
3.	CURRICULUM AND INSTRUCTION	
	A. Birchview Site Plan - T. Koch	5
4.	FINANCIAL	
	A. Preliminary 2010-2011 Budget Update - J. Westrum	
	B. Open Enrollment Status Update - J. Westrum	33
	C. Facilities Planning Update - J. Westrum	46
	D. TRA/PERA - J. Westrum	
5.	HUMAN RESOURCES	
6.	BOARD REPORTS	
7.	SCHOOL BOARD	
	A. Tentative Board Agenda for March 8, 2010	57
8.	ADJOURN	58

WAYZATA PUBLIC SCHOOLS

Independent School District 284

Wayzata, Minnesota

MISSION

Our Core Purpose:

The mission of Wayzata Public Schools is to ensure a world-class education that prepares each and every student to thrive today and excel tomorrow in an ever-changing global society.

VISION

What We Intend to Create and Experience:

The vision of Wayzata Public Schools is to be a model of excellence where all students discover their unique talents, develop a love and tenacity for learning and demonstrate confidence and capacity for success through:

Exceptional Student Learning, Experiences and Relationships:

- High achievement by each and every student—no exceptions, no excuses;
- Content-rich, rigorous and personalized education;
- Meaningful relationships with teachers, staff, mentors and peers in a welcoming, nurturing and safe environment where all are valued for who they are and the contributions they make.

Community Trust, Confidence and Partnership:

- Comprehensive learning opportunities meeting diverse learner needs and community aspirations;
- Committed to being the first choice for students and families;
- Maintaining the highest levels of satisfaction and pride by staff, parents and community.

Operational Excellence:

- Attraction, development and retention of exemplary, creative and engaged employees;
- Accountability by all staff for individual and collective performance;
- Effective and efficient use of time and human, financial and physical resources;
- Culture of continuous improvement and responsive innovation;
- High performing district governance, management and partnerships.

WAYZATA PUBLIC SCHOOLS
Independent School District 284
Wayzata, Minnesota

BOARD OF EDUCATION

Work Session – February 22, 2010

AGENDA ITEM: 1. CALL TO ORDER/ROLL CALL


COMMENTS BY: Board Chair Peterson

	<u>PRESENT</u>	<u>ABSENT</u>
Ms. Linda A. Cohen	_____	_____
Ms. Susan J. Droegemueller	_____	_____
Ms. Susan Gaither	_____	_____
Ms. Patricia L. Gleason	_____	_____
Mr. Jay A. Hesby	_____	_____
Mr. John A. Moroz	_____	_____
Ms. Carter G. Peterson	_____	_____
Dr. Chace B. Anderson, Ex Officio	_____	_____



Destination:
South Africa

Birchview Elementary School



***Birchview Elementary strives
for academic excellence,
emotional and physical well
being, and social success for
our students within a safe and
caring environment***

2008-09 Reading Site Goal Review

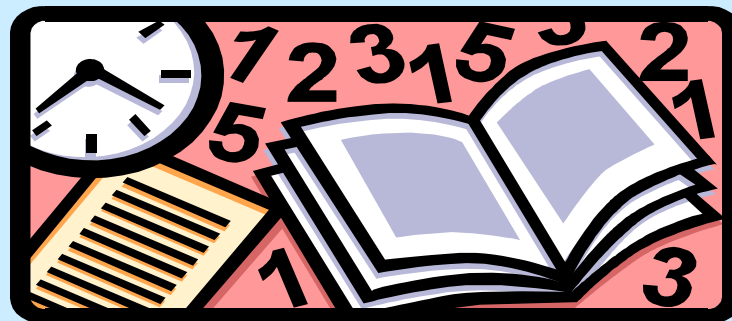
- ❖ **Goal** - 68.5 percent of Birchview Elementary students in grades 3-5 will meet or exceed their RIT score growth target as measured by the NWEA MAP reading assessment
 - ❖ 73.4% of Birchview Elementary students in grades 3-5 met or exceeded their RIT score growth target
 - ❖ 20.3% of students were above projected proficiency, but did not meet growth target
 - ❖ 6.3% of students were below projected proficiency and did not meet growth targets

2007-09 Mathematics Initiative Review

- ❖ **Initiative** - Improve student thinking in and understanding of mathematics including the embedded skills of number sense and problem solving
 - ❖ 80.4% of Birchview Elementary students in grades 3-5 met or exceeded their RIT score growth target
 - ❖ 15.1% of students were above projected proficiency, but did not meet growth target
 - ❖ 4.5% of students were below projected proficiency and did not meet growth targets

2010-2012 – Sustaining Our Focus on Learning

Student learning in reading, mathematics, health, and technology



Reading Improvement Goal

72.1 percent of all students in grades 3-5 at Birchview Elementary will achieve or exceed their individual RIT score growth target on the reading NWEA Map in spring 2010

Mathematics Initiative

Improve student thinking in and understanding of spatial sense skills in mathematics by enhancing classroom instructional strategies as measured by consistently high levels of achievement in the Wayzata School District's mathematics benchmark secure skills assessments across all grade levels

Healthy School Initiative

Increase the awareness and activation of healthy life-style choices by making explicit and tangible connections between the health and physical education learning targets, playground choices, and out of school choices

Technology Improvement Initiative

Enhance both community connections and student engagement through improved use of technology innovations



SCHOOL IMPROVEMENT PLAN

Birchview Elementary

Tom Koch, Principal



VISION

A model of excellence among learning communities

MISSION

The mission of the Wayzata School District is to prepare all students for the future by providing a challenging education which builds academic competence, develops responsible citizenship, encourages creativity, promotes lifelong learning, advances critical thinking skills, instills a commitment to personal wellness, and fosters respect for self and others.

DISTRICT DIRECTIONS for 2008-2010

- **Provide a more personalized education for each student.**
- **Eliminate the predictability of student achievement based on race.**
- **Provide opportunities for students to engage in global connections.**
- **Prepare students in skills that they will need to function effectively in the future including creative thinking, diplomacy, problem solving and teamwork.**
- **Enhance the sense of ownership and engagement in the District by all segments of the community.**



Shared Decision Agreement Between Birchview Elementary and the Wayzata School Board

This plan was reviewed on: _____

This plan was approved on: _____

Signature of School Board Chair _____



Shared Decisions Agreement Review Team Check List Form

Procedure:

Prior to presentation to the Board, Site Improvement Plans will be reviewed for compliance with statutes, contracts, policies, and administrative regulations.

- The Site Improvement Plan must be completed at least **thirty days** prior to the initial presentation at the Work Session. Electronic copies must be given to Superintendent, Curriculum Director, Finance Director and Director of Human Resources and WEA representative for review, in case changes have to be made prior to being reviewed by the Board of Education.
- Final copies of the Site Improvement Plan are sent electronically to the Office of the Superintendent of Schools.

Review Team Response

Office of the Superintendent

Check here if an additional page is attached detailing questions or concerns.

Signature and Date

Executive Director of Curriculum and Instruction

Check here if an additional page is attached detailing questions or concerns.

Signature and Date

Executive Director of Finance

Check here if an additional page is attached detailing questions or concerns.

Signature and Date

Executive Director of Human Resources

Check here if an additional page is attached detailing questions or concerns.

Signature and Date

Wayzata Education Association Representative

Check here if an additional page is attached detailing questions or concerns.

Signature and Date



Site Team Members

<u>Name</u>	<u>Position</u>	<u>Year</u>
Tom Koch	Principal	ongoing
Holly Heyda	Parent	2008/2010
Vonnie Gormley	Parent	2008/2010
Lindsay Merkel	Parent	2008/2010
Teresa Mickelson	Parent	2009/2011
Stacy Paulsen	Parent	2008/2010
Lisa Anderson	Teacher	2009/2010
Aaron Benesh	Teacher	2009/2011
Ramona Braun	Teacher	2008/2010
Carmen Block	Teacher	2008/2010
Ann Carlson	Teacher	2009/2011
Dave Jackson	Teacher	2009/2011
Lauren Robison	Teacher	2009/2011
Delroy Tuorila	Home Base	ongoing



Student Achievement Goals 2008-2010

2008-2009 Site Goal: 68.5 percent of Birchview Elementary students in grades 3-5 will meet or exceed their RIT score growth target as measured by the NWEA MAP reading assessment.

Goal Achieved: 73.4 percent of Birchview Elementary students in grades 3-5 met or exceeded their RIT score growth target as measured by the NWEA MAP reading assessment.

2008-2009 Elementary Equity Goal: Increase the reading mean RIT growth for Black students from 8.76 to 10.76 as measured on the NWEA MAP reading assessment.

Goal Achieved: Mean growth for black students 12.2 RIT points as measured on the NWEA MAP reading assessment.

2009-2010 Site Goal: 72.1 percent of all students in grades 3-5 at Birchview Elementary will achieve or exceed their individual RIT score growth target on the reading NWEA Map in spring 2010.

The grade-level percentage of students that achieved or exceeded their individual RIT score growth target (fall to spring) from the 2008/2009 school year was 72.0% of third going to fourth, 65.9% of the fourth going to fifth grade. The percent of students who achieved or exceeded their individual RIT score growth target in third grade 2008/2009 will be used to forecast for third grade 2010. Using this cohort model we identified 70.1% for our growth performance in 2008/2009. The cohort model growth performance in 2008/2009 is based on a weighted average, reflecting 107 students in grade 3, 102 students in grade 4 and 97 students in grade 5. Reaching the goal will result in at least 6 more students achieving or exceeding their individual RIT score growth target. Given the enrollment increase at Birchview Elementary, this is a challenging goal.

2009-2010 Elementary Equity Goal:

The percent of elementary black students who meet the MCA projected proficiency level as measured by the NWEA MAP spring 2010 reading assessment will increase from 73% to 78%.

Identify standardized assessment: NWEA MAP									
<input checked="" type="checkbox"/> Reading <input type="checkbox"/> Mathematics <input type="checkbox"/> Other	Identify assessed grades:3-5						District trend data for all grades (MCA-II/MTAS)		
	School trend data			District trend data			07 Percent proficient	08 Percent proficient	09 Percent proficient
	06-07	07-08	08-09	06-07	07-08	08-09			
Measure of student achievement Individual Growth Target met or exceeded	Fall-Spring Growth 3 rd -4 th -5 th -6 th - 77.5% 70.8% 68.5%	Fall-Spring Growth 3 rd -4 th -5 th -7 th - 70.7% 74.1% 73.0%	Fall-Spring Growth 3 rd -4 th -5 th -8 th - 72.0% 65.9% 77.8%	Fall-Spring Growth 3 rd -4 th -5 th -6 th - 64% 62.4% 63%	Fall-Spring Growth 3 rd -4 th -5 th -7 th - 75.5% 72.0% 70.9%	Fall-Spring Growth 3 rd -4 th -5 th -6 th - 75.7% 76.6% 77.8%	Spring 2007 3 rd - 92.7% 4 th - 84.9% 5 th - 90.6%	Spring 2008 3 rd - 91.8% 4 th - 89.0% 5 th - 87.6%	Spring 2009 3 rd - 91.4% 4 th - 88.5% 5 th - 90.8%
Number of students tested Grades 3-5	255	272	301	2109	2156	2267	2145	2164	2283
Number of students enrolled Grades 3-5	260	279	313	2151	2172	2301	2151	2172	2301

Summary/Interpretation of Data Analysis:

- When comparing Birchview Elementary School to other schools in the nation that administer the NWEA MAP test, the school percentile rank for the percentage of students meeting or exceeding their RIT point growth target in reading is as follows:
 - Third grade students approximately the 90th percentile
 - Fourth grade students approximately the 80th percentile
 - Fifth grade students above the 95th percentile
- Note: Students can show growth without meeting or exceeding their targeted RIT growth target.
- There was a decrease in the number of students who were below projected proficiency that did not meet targeted growth when comparing the 07-08 school year to the 08-09 school year. In the 08-09 school year, a total of 20 students were below projected proficiency.
- The greatest opportunity for growth continues to be with the students whose MAP scores identify them as projected proficient on the MCA, yet are not making targeted growth.
- Strand analysis in reading identified vocabulary development and word analysis as an appropriate area of concentration for professional development and instructional focus.
- Strand analysis in mathematics identified spatial sense as an area of concentration.

Action Plan to Achieve Goals:

Birchview Elementary Sponsored Academy Course – This course will explore an expanded use of word analysis and vocabulary development strategies to support increases in our students’ language arts skills across the elementary grades. There will be an emphasis on creating learning environments that reflect promising practice as described in Dr. Michael F. Graves’ work in this area, from the University of Minnesota. The course will emphasize instructional practice that conscientiously reflects on the standards, benchmarks, and essential learning that children develop in Wayzata academic settings. Participants will consider promising practices that reflect the following:

- 1) Analysis of student formative assessment data
- 2) Identify the instructional needs of students
- 3) Implementation of current promising practice in word analysis and vocabulary development
- 5) Instructional planning to locate curricular content and instructional strategies in lessons
- 6) Development or access on instructional technology to enhance engagement
- 7) Implementation
- 8) Ongoing assessment practices
- 9) Outcome analysis

The exploration will include contextualizing concepts to Birchview Elementary students and the developmental progression these students demonstrate as they mature in their academic abilities. Teachers will use the Minnesota Academic Standard and Benchmarks in language arts to consider instructional experiences that promote growth.

Culturally Responsive Literacy Training – Staff leadership week-long train the trainer session focused on literacy instructional strategies that support diverse learners.

Development of two cohorts that will explore culturally responsive literacy instruction and learning climates.

Literacy Institute Training for Birchview Elementary Teacher Team – Staff representative instructional team attends the Hamline Literacy Institute to further explore promising practices with an emphasis on identifying how classroom practices can target word analysis and vocabulary learning and further focus instruction on essential outcomes.

Site Based Professional Development – Site based professional development days will focus on analyzing assessment student baseline data to curriculum based measures and target area benchmarks to refine instructional focus areas and classroom based efforts. Culturally Responsive Instruction will also be explored to consider professional resources and reflection.

Peer Coach Sessions – Peer coach model will continue both formative and summative observations of teachers and provide reflections and feedback on effective literacy instruction.

Staff Meetings – Regular staff meetings will focus on grade-level and specialist teams organizing formative assessments to provide data on the impact of efforts at improving word analysis and vocabulary outcomes.



Building Initiatives

Mathematics Improvement Initiative

Improve student thinking in and understanding of spatial sense skills in mathematics by enhancing classroom instructional strategies as measured by consistently high levels of achievement in the Wayzata School District's mathematics benchmark secure skills assessments across all grade levels

Strategies/Activities:

- A. Enhance staff proficiency in spatial sense instruction through aligned staff development work
 - 1. Utilize regular school-wide data analysis of student performance outcomes in both standardized and curriculum based assessments to set learning priorities
 - 2. Identify, develop, and implement aligned professional development opportunities in the spatial sense strand of mathematics
 - 3. Draw on the partnership with the University of St. Thomas to provide additional resources in developing spatial sense professional development content
 - 4. Engage in a cross grade level book study on the spatial sense strand of mathematics content and instruction

- B. Provide tools and information through family education events and school to home communications that advance the partnership between families and school staff in the spatial sense strand of mathematics content and instruction in support of student learning
 - 1. Identify parent education content, including a glossary of terms, in the spatial sense strand of mathematics to support shared understanding of subject matter
 - 2. Develop *Birchview Bulletin* newsletter contributions that expand parent knowledge of spatial sense content
 - 3. Host *Family Math Game Nights* at Birchview Elementary focused on the spatial sense strand of mathematics
 - 4. Refine the *Secure Skills* reporting documents content in the area of spatial sense
 - 5. Highlight student learning in spatial sense on the *Birchview Weekly News* and *Making A Difference* awards
 - 6. Enhance spatial sense content on the Birchview Elementary web site

Status: Ongoing: Committee Monitoring Efforts Monthly

Person/Group Responsible:

Carmen Block, Ann Carlson, Aaron Benesh, Teresa Michelson

Timeframe: 2010 – 2012

Healthy School Community Improvement Initiative

Increase the awareness and activation of healthy life-style choices by making explicit and tangible connections between the health and physical education learning targets, playground choices, and out of school choices

Strategies/Activities:

- A. Connect student experiences in physical education with their classroom experiences and personal lives
 - 1. Provide suggestions for home physical activities each month
 - 2. Implement a “Walk Around the World” school-wide program
 - 3. Use the *Birchview Weekly News* to communicate healthy hints of the week, showcase a new game being taught in physical education class, and incorporate “morning movement” into classroom schedules
 - 4. Partner with the Wayzata Schools nurses in the promotion of nutrition, physical activity, and prevention of tobacco use through the Statewide Health Improvement Program (SHIP)

- B. Connect student experiences with our health and physical education learning targets to their personal lives as a way to promote nutritional and overall health
 - 1. Review and align the health curriculum across grade levels
 - 2. Supply monthly parent newsletter updates describing curriculum highlights
 - 3. Present health hints as a part of the *Birchview Weekly News*
 - 4. Promote greater utilization of local natural areas for play and other active learning experiences
 - 5. Review and refine the school lunch schedule to optimize student nutrition

Status:

Ongoing: Committee Monitoring Efforts Monthly

Person/Group Responsible:

Lisa Anderson, Ramona Braun, Vonnie Gormley, Stacy Paulsen

Timeframe: 2010 – 2012

Technology Improvement Initiative

Enhance both community connections and student engagement through improved use of technology innovations

Strategies/Activities:

Strategies

- A. Enhance paperless communication efforts through the use of technology resources
 - 1. Improve web-based communication content to reflect current school efforts
 - 2. Increase the use of paperless school-wide and classroom communications
 - 3. Investigate web-based conference scheduling for our parent community
 - 4. Increase use of organizational tools progressively throughout the grade levels

- B. Connect student learning in their core curriculum content with technology applications to both provide direct and virtual experiences that enhance learning
 - 1. Increase the effective use of Smart applications to strengthen critical thinking and problem solving skills in authentic situations
 - 2. Increase the instructional use of web-based technologies to support student/teacher interaction and feedback
 - 3. Refine the use of technology in research writing applications

- C. Enhance technology use for all students through school supported community access programs
 - 1. Partner with Communities in Collaboration to support access for students served by this agency
 - 2. Investigate and provide in-school access options for students without home technology
 - 3. Partner in District-sponsored technology access options

Status:

Ongoing: Committee Monitoring Efforts Monthly

Person/Group Responsible:

Holly Heyda, Dave Jackson, Lindsay Merkel, Lauren Robison

Timeframe: 2010 – 2012



Staff Roster

Stephanie Allen	Psychologist
Lisa Anderson	1 st Grade Teacher
Karen Anthony	Secretary
Linda Bailer	Media Paraprofessional
Kathy Banks	Social Worker
Aaron Benesh	2 nd Grade Teacher
Carmen Block	Kindergarten Plus Teacher
Kellie Brannick	Specialist – Research & Writing
Ramona Braun	3 rd Grade Teacher
Marianne Brinda	2 nd Grade Teacher
John Brown	ELL Teacher
Kathy Bucher	K Plus/ELL Paraprofessional.
Michelle Burkhart	Special Education Teacher
Terri Burns	Office Paraprofessional
Meredith Campbell	Special Ed. Para./Home Base
Ann Carlson	Reading Recovery/Intervention Teacher
Shannon Cockrell	Special Education Paraprofessional
Diana Coggin	Instructional Paraprofessional
Polly Davidson	Instructional Paraprofessional
Lisa Davison	1 st Grade Teacher
Lisa Deadmond	Culinary Express
Mona Domaas	Special Ed. Paraprofessional
Lory Dornbusch	Special Ed./Instructional Paraprofessional
Mitzi Doshier	Intervention Teacher
Shannon Douglas	Literacy Specialist
Maggie Dvorak	Home Base
Cheryl Ebner	Special Ed. Paraprofessional
Lexie Engelgau	Home Base
Risha Erickson	Home Base
Melissa Evenson	Special Ed. Paraprofessional
Cress Fazendin	K Plus/Instructional Paraprofessional
Angie Fisher	Home Base
Sheri Frick	Instructional Paraprofessional
Jennifer Fuzzey	5 th Grade Teacher
Kristin Gardner	Home Base
Brad Gaspar	Vocal Music Teacher
Sally Gerber	Adaptive Physical Education Teacher
Carol Ann Giesmann	Special Ed. Paraprofessional
Roberta Granberg	3 rd Grade Teacher
Sunia Hartmann	Special Education Teacher
Judy Haux	Health Paraprofessional
Stacy Hultberg	Home Base

Kari Ingemann	Kindergarten Teacher
Dave Jackson	5 th Grade Teacher
Kayleen Jensen	1 st Grade Teacher
Doug Johnson	5 th Grade Teacher
Sarah Jordan	Bright Start Teacher/Home Base
Heather Jurek	Kindergarten/Intervention Teacher
Amanda Kessler	Home Base
Terry Klotz	Art Teacher
Tom Koch	Principal
Diane Krull	Instructional Paraprofessional
Sandy Larson	Culinary Express
Chad Libby	Peer Coach
Lindsay Lundeen	3 rd Grade Teacher
Rahima Majumder	Home Base
Heidi Martin	Physical Education Teacher
Daeun Messer	1 st Grade Teacher
Chris Michaelson	Custodian
Danielle Miller	3 rd Grade Teacher
Steve Narr	Head Custodian
Audrey Otis	Home Base
Rachel Palmatier	Special Education Teacher
Kelley Polzin	Home Base
Christa Rebitzer	3 rd Grade Teacher
Judy Rogers	Adaptive Physical Education Teacher
Lauren Robison	4 th Grade Teacher
Abby Rotering	Home Base
Jennifer Samec	Media Specialist
Heather Schindler	Instructional Paraprofessional
Bob Schultz	5 th Grade Teacher
Liz Seeland	Spanish Teacher
Judi Selinger	Speech Pathologist
Susan Snow	Instructional Paraprofessional
Nancy Stewart	Special Ed. Paraprofessional
Sarah Storvick	Intervention Teacher
Sue Strom	2 nd Grade Teacher
Scott Sykes	4 th Grade Teacher
Delroy Tuorila	Home Base Manager
Sarah Turnquist	Culinary Express
Anne Turunen	2 nd Grade Teacher
Kevin Warns	Computer Para.
Bonnie Waterfill	V21 Teacher
Renee Wenberg	4 th Grade Teacher
Sabrina Werremeyer	4 th Grade Teacher
Rebecca Wilkens	Kindergarten Plus Teacher
Heather Zenzen	3 rd Grade Teacher
Chris Zobrack	Physical Education Teacher



Staff Demographics

Experience Profile of Staff (Percent of Licensed Staff by Years of Teaching Experience)				Education Profile of Staff (Percent of Licensed Staff by education/training)		
1-3	4-10	11-20	20+	BA	Masters	Doctorate
33%	24%	33%	8%	22%	78%	0%



Student Demographics

Student Population by Grade

Grade	2008-2009			2007-2008			2006-2007		
	# of Males	# of Females	Avg. Class Size	# of Males	# of Females	Avg. Class Size	# of Males	# of Females	Avg. Class Size
K	54	50	17.2	47	38	21.3	46	50	19.2
1	56	36	23.0	48	60	21.6	45	51	19.4
2	54	55	21.6	48	51	20.0	51	51	25.5
3	56	58	22.8	48	55	25.8	33	50	21.0
4	43	54	24.3	36	52	22.0	42	52	23.5
5	46	62	26.8	43	53	24.0	43	37	26.7
Total	309	315		270	309		260	291	

Ethnic Distribution

Ethnicity	2008-2009	2007-2008	2006-2007
Native American	3	2	2
Asian/Pacific Islander	60	60	53
Hispanic/Latino	12	19	18
Black	70	57	52
White	479	441	426

Percent of Students on Free/Reduced Lunch

	2008-2009	2007-2008	2006-2007
Free	113	100	92
Reduced	23	14	20

Student Mobility

Percent of students entering and leaving during the year, computed by dividing the number of transfers by the October 1 enrollment.

2007-2008	2006-2007	2005-2006
11.23	9.62 (District)	14.29

Average Daily Attendance

2007-2008				2006-2007				2005-2006			
1 st	2 nd	3 rd	4 th	1 st	2 nd	3 rd	4 th	1 st	2 nd	3 rd	4 th
96.35	96.32	97.34	96.62	96.48	96.51	96.96	97.61	97.03	97.58	97.43	97.13

Percent of Parents Attending Conferences

2008-2009		2007-2008		2006-2007	
Fall	Spring	Fall	Spring	Fall	Spring
97%	96%	96%	96%	97%	96%



Minnesota Comprehensive Assessments (MCA-II)

**Percent of Students Proficient on the MCA-II Reading
Includes Minnesota Test of Academic Skills (MTAS)**

Reading Total

All Students	Gr 3	Gr 4	Gr 5
2007	97.6	83.2	89.9
2008	88.8	85.2	82.6
2009	87.7	88.0	96.2

Native American	Gr 3	Gr 4	Gr 5
2007	100	NA	NA
2008	NA	100	NA
2009	0	NA	100

Asian	Gr 3	Gr 4	Gr 5
2007	100	100	100
2008	72.7	100	100
2009	100	84.6	100

Hispanic	Gr 3	Gr 4	Gr 5
2007	100	0	66.7
2008	50.0	75.0	0
2009	100	100	100

Black	Gr 3	Gr 4	Gr 5
2007	60.0	38.5	70.0
2008	42.9	55.6	30.8
2009	75.0	55.6	81.8

White	Gr 3	Gr 4	Gr 5
2007	100	93.1	93.2
2008	96.2	88.1	92.6
2009	88.9	92.1	97.5



Minnesota Comprehensive Assessments (MCA-II)

**Percent of Students Proficient on the MCA-II Math
Includes Math Test for English Language Learners (MTELL) and
Minnesota Test of Academic Skills (MTAS)**

Mathematics Total

All Students	Gr 3	Gr 4	Gr 5
2007	90.7	87.4	85.0
2008	93.9	86.4	84.8
2009	90.7	90.1	91.5

Native American	Gr 3	Gr 4	Gr 5
2007	100	NA	NA
2008	NA	50	NA
2009	100	NA	100

Asian	Gr 3	Gr 4	Gr 5
2007	100	100	100
2008	90.9	100	100
2009	100	100	100

Hispanic	Gr 3	Gr 4	Gr 5
2007	40.0	33.3	50.0
2008	100	50.0	50.0
2009	100	100	66.7

Black	Gr 3	Gr 4	Gr 5
2007	60.0	38.5	60.0
2008	62.5	44.4	30.8
2009	44.4	40.0	66.7

White	Gr 3	Gr 4	Gr 5
2007	95.5	97.2	89.8
2008	97.4	94.0	94.1
2009	94.4	94.7	95.0



**Northwest Evaluation Association
Measures of Academic Progress (MAP)**

**Percent of Students Meeting Typical Growth in Reading
(Fall to Spring Norms)**

Reading Total

All Students	Gr 3	Gr 4	Gr 5
2007	77.2	70.8	68.5
2008	77.2	78.8	74.2
2009	72.5	69.6	77.8

Native American	Gr 3	Gr 4	Gr 5
2007	100	NA	NA
2008	NA	100	NA
2009	NA	NA	100

Asian	Gr 3	Gr 4	Gr 5
2007	85.7	71.4	71.4
2008	72.7	100	77.8
2009	100	70.0	77.8

Hispanic	Gr 3	Gr 4	Gr 5
2007	100	66.7	100
2008	100	100	0
2009	100	50.0	50.0

Black	Gr 3	Gr 4	Gr 5
2007	75.0	33.3	55.6
2008	50.0	37.5	81.8
2009	37.5	57.1	75.0

White	Gr 3	Gr 4	Gr 5
2007	75.0	77.6	69.1
2008	79.5	80.3	74.6
2009	73.9	71.2	78.2



**Northwest Evaluation Association
Measures of Academic Progress (MAP)**

**Percent of Students Proficient Meeting Typical Growth in Math
(Fall to Spring Norms)**

Mathematics Total

All Students	Gr 3	Gr 4	Gr 5
2007	78.8	78.7	81.1
2008	87.0	88.2	78.7
2009	75.2	75.0	90.9

Native American	Gr 3	Gr 4	Gr 5
2007	50.0	NA	NA
2008	NA	100	NA
2009	NA	NA	50

Asian	Gr 3	Gr 4	Gr 5
2007	85.7	100	85.7
2008	81.8	83.3	77.8
2009	100	80.0	88.9

Hispanic	Gr 3	Gr 4	Gr 5
2007	100	100	50.0
2008	50.0	100	50.0
2009	100	100	100

Black	Gr 3	Gr 4	Gr 5
2007	75.0	66.7	77.8
2008	100	75.0	72.7
2009	50.0	85.7	50.0

White	Gr 3	Gr 4	Gr 5
2007	78.5	77.6	82.1
2008	87.7	89.4	80.6
2009	75.9	72.6	96.2



Recognitions

Thank you to all of the staff, students, and families at Birchview Elementary School for their commitment to learning and hard work in pursuit of growth.

Thank you to Office of Assessment and Evaluation, Pat Harris, Shelly Nelson, and Jodi Dilley for gathering the data and compiling the report.

Thank you to Jane Sigford for providing input and guidance in the Shared Decision Making planning process.

Thank you to the Wayzata School Board for input, feedback, dedication to excellence, and commitment to the Wayzata Schools



MEMO

To: Superintendent and Board Members
From: Jim Westrum
Date: February 17, 2010
Re: Student Enrollment

Student enrollment is a major driver of much of the planning process for preparing preliminary 2010-2011 enrollment projections, financial projections, and staffing projections. On February 15, 2010, the district completed its open enrollment process. Completion of this process allowed the business office to prepare preliminary enrollment projections. As of February 1, 2010, Wayzata's K-12 enrollment is 10,169. The preliminary projected enrollment for the 2010-2011 school year is 10,161. As can be seen, the district's enrollment continues to be stable.

The attached 3 spreadsheets provide detail by site and by grade level of the district's preliminary projected enrollment for the 2010-2011 school year. The following are highlights from each of the following grade level configurations:

Elementary enrollment for the district as a whole is projected to remain stable at 4,535 students. Although the location of the students among the seven elementary schools continues to provide challenges, it is important to note that most of the schools remain balanced and have adequate space to accommodate the programs and class size ratios established by the school board. Gleason Lake and Greenwood are both projected to see a slight decline in enrollment in 2010-2011, while Plymouth Creek has seen a slight increase in student growth. The administration is confident that building enrollment can be accommodated in the 2010-2011 school year. Our recent demographic study indicates that the effect of these enrollments may be short-term and the administration continues to monitor its affect on buildings and instructional goals.

Middle school enrollment for the district as a whole is projected to remain stable at 2,392 students. As would be expected, the incoming 6th grade class reflects the enrollment shifts that have occurred in the elementary grades, and thus, Central Middle School is projected to have a slight increase of 30 students while East and West Middle Schools are experiencing slight declines in overall building enrollment. Overall, the middle schools continue to have adequate space to accommodate the programs and class size ratios established by the school board.

High school enrollment for the district as a whole is projected to remain stable at 3,234 students. It is important to note that while the school board and administration have determined that the ideal enrollment for Wayzata High School is 3,200, a natural attrition of approximately 100 students occurs each year as students pursue other educational options such as Post Secondary Enrollment Options (PSEO), ALC options, and on-line options. Thus, actual student counts in the Fall typically include an additional 100 students to accommodate this natural decline. Overall, the high school continues to have adequate space to accommodate the programs and class size ratios established by the school board.

In addition to resident student enrollment, the district accepts applications for open enrollment for non-resident students to attend the Wayzata School district. In accordance with board policy, all grade levels were closed to open enrollment except for kindergarten and 6th grade in 2010-2011. 70 applicants received letters from the District accepting their applications. These were mailed by the February 15th deadline. These families have until March 15 to register their child. The district has set up a waiting list in case additional capacity becomes available. The attached document details the applications received by the District by grade level. Overall, the District received slightly more than 300 open enrollment requests.

Jim Westrum
Executive Director
Finance and Business
Direct 763-745-5023
jim.westrum@wayzata.k12.mn.us

JW:kb

Wayzata Public Schools
\$ASQ21549325.xls -Detail -- Grand Total

Exhibit II

	Ideal #	Ideal Student	Actual Resident	Actual Options	Actual Total	Actual Resident	Actual Options	Actual Total	2/1/2010 Resident	2/1/2010 Options	2/1/2010 Total	Actual #	Projected Resident	Projected Options	Projected Total	Projected #
	<u>Sect</u>	<u>Enroll</u>	<u>2007-2008</u>	<u>2007-2008</u>	<u>2007-2008</u>	<u>2008-2009</u>	<u>2008-2009</u>	<u>2008-2009</u>	<u>2009-2010</u>	<u>2009-2010</u>	<u>2009-2010</u>	<u>Sections</u>	<u>2010-2011</u>	<u>2010-2011</u>	<u>2010-2011</u>	<u>Sections</u>
Kdgn	34	646	523	59	582	546	100	646	642	88	730	38	635	69	704	37
Grade 1	34	714	669	64	733	595	77	672	622	118	740	34	669	88	757	34
Grade 2	32	704	666	87	753	693	68	760	637	75	712	30	642	118	760	33
Grade 3	31	744	666	73	740	706	85	791	714	64	778	32	652	75	727	31
Grade 4	31	806	635	72	707	676	82	758	716	83	799	31	719	64	783	31
Grade 5	31	806	652	70	722	654	90	744	698	82	780	30	721	83	804	31
	193	4,420	3,811	425	4,236	3,870	501	4,372	4,029	510	4,539	195	4,038	497	4,535	197
Change						59	76	135	159	9	167		9	(13)	(4)	

Ratios

Kdgn	19
Grade 1	21
Grade 2	22
Grade 3	24
Grade 4	26
Grade 5	26

Grade Progression Analysis

K to 1	72	17	90
1 to 2	23	4	27
2 to 3	40	(1)	39
3 to 4	10	9	19
4 to 5	19	18	37
	165	46	211

Actual Grade Progression

K to 1	76	18	94
1 to 2	42	(2)	40
2 to 3	21	(4)	18
3 to 4	10	(2)	8
4 to 5	22	(0)	22
	171	11	181

Projected Grade Progression

K to 1	27	-	27
1 to 2	20	-	20
2 to 3	15	-	15
3 to 4	5	-	5
4 to 5	5	-	5
	72	-	72

Wayzata Public Schools
\$ASQ21549325.xls -Birchview

	Ideal #	Ideal Student	Actual Resident	Actual Options	Actual Total	Actual Resident	Actual Options	Actual Total	2/1/2010 Resident	2/1/2010 Options	2/1/2010 Total	Actual #	Projected Resident	Projected Options	Projected Total	Projected #
	<u>Sect</u>	<u>Enroll</u>	<u>2007-2008</u>	<u>2007-2008</u>	<u>2007-2008</u>	<u>2008-2009</u>	<u>2008-2009</u>	<u>2008-2009</u>	<u>2009-2010</u>	<u>2009-2010</u>	<u>2009-2010</u>	<u>Sections</u>	<u>2010-2011</u>	<u>2010-2011</u>	<u>2010-2011</u>	<u>Sections</u>
Kdgn	5	95	74	8	82	83	19	102	94	15	109	6	115	2	117	6
Grade 1	5	105	89	19	108	80	12	92	91	20	111	5	96	15	111	5
Grade 2	4	88	91	12	103	89	19	108	85	13	98	4	91	20	111	5
Grade 3	4	96	88	14	101	96	14	110	88	19	107	5	85	13	98	4
Grade 4	4	104	75	13	88	84	15	99	103	13	116	4	88	19	107	4
Grade 5	4	104	80	14	94	92	15	107	95	15	110	4	103	13	116	4
	26	592	497	78	576	523	95	617	556	95	651	28	578	82	660	28
Change						25	16	42	33	0	34		22	(13)	9	

			<u>Grade Progression Analysis</u>		<u>Actual Grade Progression</u>		<u>Projected Grade Progression</u>					
Kdgn	19											
Grade 1	21		K to 1	6	5	10	8	1	9	2	-	2
Grade 2	22		1 to 2	(0)	0	(0)	5	1	6	-	-	-
Grade 3	24		2 to 3	4	2	7	(1)	(0)	(1)	-	-	-
Grade 4	26		3 to 4	(4)	2	(2)	7	(1)	6	-	-	-
Grade 5	26		4 to 5	17	2	19	11	(0)	11	-	-	-
				23	11	34	31	0	31	2	-	2

Wayzata Public Schools
\$ASQ21549325.xls -Gleason Lake

	Ideal #	Ideal Student	Actual Resident	Actual Options	Actual Total	Actual Resident	Actual Options	Actual Total	2/1/2010 Resident	2/1/2010 Options	2/1/2010 Total	Actual #	Projected Resident	Projected Options	Projected Total	Projected #
	<u>Sect</u>	<u>Enroll</u>	<u>2007-2008</u>	<u>2007-2008</u>	<u>2007-2008</u>	<u>2008-2009</u>	<u>2008-2009</u>	<u>2008-2009</u>	<u>2009-2010</u>	<u>2009-2010</u>	<u>2009-2010</u>	<u>Sections</u>	<u>2010-2011</u>	<u>2010-2011</u>	<u>2010-2011</u>	<u>Sections</u>
Kdgn	5	95	68	9	77	83	13	96	100	11	111	6	80	15	95	5
Grade 1	5	105	116	10	126	76	8	84	90	15	105	5	100	11	111	5
Grade 2	5	110	98	12	110	115	10	125	85	6	91	4	90	15	105	5
Grade 3	5	120	110	12	121	102	14	116	112	10	122	5	85	6	91	4
Grade 4	5	130	105	12	118	104	14	118	98	14	112	5	112	10	122	5
Grade 5	5	130	102	15	116	102	17	119	104	13	117	5	98	14	112	4
	30	690	599	70	669	582	76	657	589	69	658	30	565	71	636	28
Change						(17)	6	(11)	7	(7)	1		(24)	2	(22)	
Kdgn	19	Grade Progression Analysis						Actual Grade Progression			Projected Grade Progression					
Grade 1	21			K to 1	7	(1)	6	7	2	9		-	-	-		
Grade 2	22			1 to 2	(1)	(0)	(2)	9	(2)	7		-	-	-		
Grade 3	24			2 to 3	5	2	6	(3)	-	(3)		-	-	-		
Grade 4	26			3 to 4	(6)	2	(4)	(4)	0	(4)		-	-	-		
Grade 5	26			4 to 5	(3)	5	1	(0)	(1)	(1)		-	-	-		
					2	7	9	9	(1)	8		-	-	-		

Wayzata Public Schools
\$ASQ21549325.xls -Greenwood

	Ideal #	Ideal Student	Actual Resident	Actual Options	Actual Total	Actual Resident	Actual Options	Actual Total	2/1/2010 Resident	2/1/2010 Options	2/1/2010 Total	Actual #	Projected Resident	Projected Options	Projected Total	Projected #
	<u>Sect</u>	<u>Enroll</u>	<u>2007-2008</u>	<u>2007-2008</u>	<u>2007-2008</u>	<u>2008-2009</u>	<u>2008-2009</u>	<u>2008-2009</u>	<u>2009-2010</u>	<u>2009-2010</u>	<u>2009-2010</u>	<u>Sections</u>	<u>2010-2011</u>	<u>2010-2011</u>	<u>2010-2011</u>	<u>Sections</u>
Kdgn	5	95	70	3	73	75	25	100	68	26	94	5	60	20	80	4
Grade 1	5	105	94	3	97	77	10	87	85	29	114	5 *	73	26	99	5
Grade 2	5	110	97	10	107	101	2	103	81	12	93	4 *	90	29	119	5
Grade 3	5	120	120	4	124	98	9	107	105	2	107	4 *	86	12	98	4
Grade 4	5	130	107	3	110	126	4	130	98	9	107	4	105	2	107	4
Grade 5	5	130	110	8	118	105	3	108	125	5	130	5	98	9	107	4
	30	690	597	31	628	582	53	635	562	83	645	27	512	98	610	26
Change						(15)	22	7	(20)	30	10		(50)	15	(35)	

			<u>Grade Progression Analysis</u>			<u>Actual Grade Progression</u>			<u>Projected Grade Progression</u>			
Kdgn	19											
Grade 1	21		K to 1	7	7	14	10	4	14	5	-	5
Grade 2	22		1 to 2	7	(1)	6	4	2	6	5	-	5
Grade 3	24		2 to 3	1	(1)	0	4	-	4	5	-	5
Grade 4	26		3 to 4	7	(0)	6	0	-	0	-	-	-
Grade 5	26		4 to 5	(2)	0	(2)	(1)	1	(0)	-	-	-
				20	5	25	17	7	24	15	-	15

* Assume 5 additional students

Wayzata Public Schools
\$ASQ21549325.xls -Kimberly Lane

	Ideal #	Ideal Studen	Actual Resident	Actual Options	Actual Total	Actual Resident	Actual Options	Actual Total	2/1/2010 Resident	2/1/2010 Options	2/1/2010 Total	Actual #	Projected Resident	Projected Options	Projected Total	Projected #
	Sect	Enrol	2007-2008	2007-2008	2007-2008	2008-2009	2008-2009	2008-2009	2009-2010	2009-2010	2009-2010	Sections	2010-2011	2010-2011	2010-2011	Sections
Kdgn	5	95	92	3	95	80	2	82	120	2	122	6	95	1	96	5
Grade 1	5	105	116	-	116	110	4	114	107	3	110	5 *	135	2	137	6
Grade 2	5	110	109	5	114	126	1	127	125	5	130	5 **	117	3	120	5
Grade 3	5	120	114	6	120	128	4	133	131	1	132	5 ***	130	5	135	6
Grade 4	5	130	105	2	107	123	7	130	139	4	143	5 ***	136	1	137	5
Grade 5	5	130	109	4	113	111	2	113	131	6	137	5 ***	144	4	148	6
	30	690	644	21	666	677	21	698	753	21	774	31	757	16	773	33
Change						33	(0)	33	76	(0)	76		4	(5)	(1)	

Add paras

19
21
22
24
26
26

Grade Progression Analysis

K to 1	18	1	19
1 to 2	9	1	10
2 to 3	20	(1)	19
3 to 4	9	1	10
4 to 5	6	(0)	6
	62	2	64

Actual Grade Progression

K to 1	27	1	28
1 to 2	15	1	16
2 to 3	5	(0)	5
3 to 4	11	(0)	10
4 to 5	8	(1)	7
	67	(0)	66

Projected Grade Progression

K to 1	15	-	15
1 to 2	10	-	10
2 to 3	5	-	5
3 to 4	5	-	5
4 to 5	5	-	5
	40	-	40

* Assume 15 additional students
** Assume 10 additional students
*** Assume 5 additional students

Wayzata Public Schools
\$ASQ21549325.xls -Oakwood

	Ideal #	Ideal Student	Actual Resident	Actual Options	Actual Total	Actual Resident	Actual Options	Actual Total	2/1/2010 Resident	2/1/2010 Options	2/1/2010 Total	Actual #	Projected Resident	Projected Options	Projected Total	Projected #
	<u>Sect</u>	<u>Enroll</u>	<u>2007-2008</u>	<u>2007-2008</u>	<u>2007-2008</u>	<u>2008-2009</u>	<u>2008-2009</u>	<u>2008-2009</u>	<u>2009-2010</u>	<u>2009-2010</u>	<u>2009-2010</u>	<u>Sections</u>	<u>2010-2011</u>	<u>2010-2011</u>	<u>2010-2011</u>	<u>Sections</u>
Kdgn	4	76	69	3	72	59	9	68	79	9	88	5	92	1	93	5
Grade 1	4	84	67	4	71	78	5	83	61	14	75	4	79	9	88	4
Grade 2	4	88	83	6	88	69	5	74	85	5	90	4	61	14	75	3
Grade 3	3	72	71	6	77	86	6	92	66	6	72	3	85	5	90	4
Grade 4	3	78	78	6	85	68	8	76	95	6	101	4	66	6	72	3
Grade 5	3	78	84	3	88	78	7	85	66	9	75	3	95	6	101	4
	21	476	453	28	481	437	40	478	452	49	501	23	478	41	519	23
Change						(15)	12	(3)	15	9	23		26	(8)	18	

	Ideal #	Actual	<u>Grade Progression Analysis</u>			<u>Actual Grade Progression</u>			
Kdgn	19								
Grade 1	21		K to 1	8	2	11	2	5	7
Grade 2	22		1 to 2	2	1	3	7	(0)	7
Grade 3	24		2 to 3	3	0	4	(3)	1	(2)
Grade 4	26		3 to 4	(3)	2	(1)	9	0	9
Grade 5	26		4 to 5	(0)	1	0	(2)	1	(1)
				10	6	17	13	7	20

<u>Projected Grade Progression</u>		
	-	-
	-	-
	-	-
	-	-
	-	-
	-	-

Wayzata Public Schools
\$ASQ21549325.xls -Sunset Hill

	Ideal #	Ideal Student	Actual Resident	Actual Options	Actual Total	Actual Resident	Actual Options	Actual Total	2/1/2010 Resident	2/1/2010 Options	2/1/2010 Total	Actual #	Projected Resident	Projected Options	Projected Total	Projected #
	<u>Sect</u>	<u>Enroll</u>	<u>2007-2008</u>	<u>2007-2008</u>	<u>2007-2008</u>	<u>2008-2009</u>	<u>2008-2009</u>	<u>2008-2009</u>	<u>2009-2010</u>	<u>2009-2010</u>	<u>2009-2010</u>	<u>Sections</u>	<u>2010-2011</u>	<u>2010-2011</u>	<u>2010-2011</u>	<u>Sections</u>
Kdgn	5	95	77	11	88	73	18	92	72	18	90	5	68	27	95	5
Grade 1	5	105	73	18	91	77	15	92	85	24	109	5	72	18	90	4
Grade 2	4	88	87	23	109	72	20	92	75	16	91	4	85	24	109	5
Grade 3	4	96	75	16	91	84	21	105	76	17	93	4	75	16	91	4
Grade 4	4	104	70	14	84	73	20	93	78	23	101	4	76	17	93	4
Grade 5	4	104	78	12	90	70	25	95	74	20	94	4	78	23	101	4
	26	592	460	95	555	449	119	568	460	118	578	26	454	125	579	26
Change						(11)	24	13	11	(1)	10		(6)	7	1	
Kdgn	19	Grade Progression Analysis					Actual Grade Progression					Projected Grade Progression				
Grade 1	21			K to 1	(0)	3	3	12	6	17						
Grade 2	22			1 to 2	(1)	2	1	(2)	1	(1)						
Grade 3	24			2 to 3	(3)	(1)	(4)	4	(3)	1						
Grade 4	26			3 to 4	(2)	4	2	(6)	2	(4)						
Grade 5	26			4 to 5	(0)	10	10	1	(0)	1						
					(6)	18	12	9	6	14						

Wayzata Public Schools
\$ASQ21549326.xls -Middle Schools 2-1-10

Exhibit III

	Actual	Actual	Actual	Actual	Actual	Actual	2/10/2010	2/10/2010	2/10/2010	Projected	Projected	Projected	Difference
	Resident	Options	Total	Resident	Options	Total	Resident	Options	Total	Resident	Options	Total	
TOTAL MS	<u>2007-2008</u>	<u>2007-2008</u>	<u>2007-2008</u>	<u>2008-2009</u>	<u>2008-2009</u>	<u>2008-2009</u>	<u>2009-2010</u>	<u>2009-2010</u>	<u>2009-2010</u>	<u>2010-2011</u>	<u>2010-2011</u>	<u>2010-2011</u>	
Grade 6	665	88	753	672	100	772	689	110	799	710	90	800	(a) 1
Grade 7	704	94	798	688	105	794	690	103	793	689	110	799	6
Grade 8	736	81	817	708	102	810	692	105	797	690	103	793	(4)
	<u>2,104</u>	<u>263</u>	<u>2,368</u>	<u>2,069</u>	<u>307</u>	<u>2,375</u>	<u>2,071</u>	<u>318</u>	<u>2,389</u>	<u>2,089</u>	<u>303</u>	<u>2,392</u>	<u>3</u>
Change				(36)	43	8	2	11	14	18	(15)	3	
WEST MS	<u>2007-2008</u>	<u>2007-2008</u>	<u>2007-2008</u>	<u>2008-2009</u>	<u>2008-2009</u>	<u>2008-2009</u>	<u>2009-2010</u>	<u>2009-2010</u>	<u>2009-2010</u>	<u>2010-2011</u>	<u>2010-2011</u>	<u>2010-2011</u>	
Grade 6	231	15	247	210	23	233	214	26	240	220	30	250	(a) 10
Grade 7	222	21	242	239	22	261	207	24	231	214	26	240	9
Grade 8	239	18	257	221	21	242	235	23	258	207	24	231	(27)
	<u>692</u>	<u>54</u>	<u>746</u>	<u>671</u>	<u>65</u>	<u>736</u>	<u>656</u>	<u>73</u>	<u>729</u>	<u>641</u>	<u>80</u>	<u>721</u>	<u>(8)</u>
Change				(21)	11	(10)	(15)	8	(7)	(15)	7	(8)	
EAST MS	<u>2007-2008</u>	<u>2007-2008</u>	<u>2007-2008</u>	<u>2008-2009</u>	<u>2008-2009</u>	<u>2008-2009</u>	<u>2009-2010</u>	<u>2009-2010</u>	<u>2009-2010</u>	<u>2010-2011</u>	<u>2010-2011</u>	<u>2010-2011</u>	
Grade 6	190	52	242	197	49	246	203	61	264	205	35	240	(a) (24)
Grade 7	183	46	229	196	60	255	203	50	253	203	61	264	11
Grade 8	228	39	267	195	45	241	200	59	259	203	50	253	(6)
	<u>601</u>	<u>136</u>	<u>738</u>	<u>588</u>	<u>154</u>	<u>742</u>	<u>606</u>	<u>170</u>	<u>776</u>	<u>611</u>	<u>146</u>	<u>757</u>	<u>(19)</u>
Change				(14)	18	4	18	16	34	5	(24)	(19)	
CENTRAL MS	<u>2007-2008</u>	<u>2007-2008</u>	<u>2007-2008</u>	<u>2008-2009</u>	<u>2008-2009</u>	<u>2008-2009</u>	<u>2009-2010</u>	<u>2009-2010</u>	<u>2009-2010</u>	<u>2010-2011</u>	<u>2010-2011</u>	<u>2010-2011</u>	
Grade 6	243	21	264	266	28	293	272	23	295	285	25	310	(a) 15
Grade 7	299	28	327	254	24	277	280	29	309	272	23	295	(14)
Grade 8	269	24	293	291	36	327	257	23	280	280	29	309	29
	<u>811</u>	<u>73</u>	<u>884</u>	<u>810</u>	<u>87</u>	<u>898</u>	<u>809</u>	<u>75</u>	<u>884</u>	<u>837</u>	<u>77</u>	<u>914</u>	<u>30</u>
Change				(1)	14	13	(1)	(12)	(14)	28	2	30	

(a) Total comes from the prior year elementary enrollment as of 2-1-2010 plus 15 non-public students returning in 6th grade and 5 open enrollments students

Wayzata Public Schools
\$ASQ21549328.xls -Wayzata High School -2-1-10

Exhibit IV

	Actual Resident <u>2007-2008</u>	Actual Options <u>2007-2008</u>	Actual Total <u>2007-2008</u>	Actual Resident <u>2008-2009</u>	Actual Options <u>2008-2009</u>	Actual Total <u>2008-2009</u>	2/1/2010 Resident <u>2009-2010</u>	2/1/2010 Options <u>2009-2010</u>	2/1/2010 Total <u>2009-2010</u>	Projected Resident <u>2010-2011</u>	Projected Options <u>2010-2011</u>	Projected Total <u>2010-2011</u>	Change
Grade 9	761	82	843	750	81	832	747	102	849	725	105	830	(19)
Grade 10	725	82	807	762	83	846	724	80	804	747	102	849	45
Grade 11	688	85	772	694	78	772	749	82	831	694	80	774	(57)
Grade 12	660	89	748	652	81	733	673	84	757	699	82	781	24
	<u>2,833</u>	<u>338</u>	<u>3,170</u>	<u>2,859</u>	<u>323</u>	<u>3,182</u>	<u>2,893</u>	<u>348</u>	<u>3,241</u>	<u>2,865</u>	<u>369</u>	<u>3,234</u>	<u>(7)</u>
Change				26	(14)	12	34	25	59	(28)	21	(7)	

Note 1: Included are PSEO students and tuition students served by Wayzata High School

Note 2: It is critical to note that 11th and 12th grades normally decline through out the year

Note 3: Projected 9th grade class comes from the total of the 3 Middle school enrollments for the prior year -- updated with enrollment reports from Skyward

Note 4: The head count report is adjusted to reflect actual ADM's and is reconciled to Pat Harris' monthly enrollment report.

Note 5: Grade 11 and 12 include an average decline of 40 students from projected Fall initial enrollment

Open Enrollment Recap for 2010-2011

2-12-2010

309 Total Applications

K	106
1 st	35
2 nd	14
3 rd	13
4 th	17
5 th	13
6 th	24
7 th	19
8 th	14
9 th	22
10 th	20
11 th	7
12 th	5

New Families Offered Enrollment

K	60
6 th	10

Total 70

Existing Families Offered Enrollment – i.e. Siblings

K	24
1 st	1
4 th	2
9 th	1

Total 28

A waiting list is in place for Kindergarten and Grade 6 – to be maintained until September 1, 2010.

Wayzata Public Schools
Facilities and Sites Evaluation
Request for Proposal

Date: February 1, 2010

Proposal Title: Facilities and Sites Evaluation

Mailing Address: Wayzata Public Schools
210 County Road 101 North
P.O. Box 660
Wayzata, MN 55391-0660

Contact Information: Mr. Jim Westrum
Executive Director of Finance and Business
Jim.westrum@wayzata.k12.mn.us
763 745 5023

Mr. Joe Matson
Director of Buildings and Grounds
Joe.matson@wayzata.k12.mn.us
763 745 5150

Anticipated Timelines:

February 1, 2010	Request for Proposal (RFP) is issued
February 19, 2010	Request for Proposal are due at District Administration Building before 4:00 P.M.
March 1, 2010	Presentations and Informal Interviews of Finalists

The district reserves the right to select or reject any or all proposals. The district reserves the right to conduct negotiations with vendors and to accept revisions of proposals. During this negotiation period, the district will not disclose any information derived from proposals submitted, or from discussions with other vendors. Once the selection is made, the solicitation file and the proposals contained therein are in the public record to the extent provided by law.

Wayzata Public Schools Vision and Mission

The vision of the Wayzata Public Schools is to become "a model of excellence among learning communities." The vision statement provides guidance to the board, administration and staff, and helps define the purpose of the district's efforts.

The mission of the Wayzata Public Schools is to prepare all students for the future by providing a challenging education which builds academic competence, develops responsible citizenship, encourages creativity, promotes lifelong learning, advances critical thinking skills, instills a commitment to personal wellness, and fosters respect for self and others.

Wayzata Public Schools Background

The Wayzata Public schools serves a 38-square-mile area located in the western portion of Hennepin County. District boundaries encompass either the entire geographic area or portions of the communities of Wayzata, Plymouth, Minnetonka, Medicine Lake, Orono, Medina, Maple Grove, and Corcoran.

The Wayzata Public Schools serves approximately 10,000 students in grades Kindergarten through 12. The district operates seven elementary schools, three middle schools and one high school. Wayzata Public Schools is a member of Intermediate District 287 and of the West Metropolitan Education Program, and some students are served by those organizations.

A recently completed demographic study indicates that the district should experience stable to slightly declining resident student growth over the next several years. However, Minnesota's open enrollment laws allow the district to balance overall district student enrollment by admitting non-resident students to attend as space permits.

The district has been experiencing significant residential development in the northwest portion of the district, and as would be expected, significant enrollment growth. At the same time, the more mature portions of the district have experienced student enrollment decline as these households age. The district administration continues to review these trends to balance student enrollments with facility capacities.

In 2009, district voters approved an operating referendum equal to the state cap. Voters also approved a capital projects levy for technology purposes of \$3.1 million annually. These authorities expire in ten years. The district anticipates being eligible for the alternative facilities levy authority within five years when its average age and square feet meet this program's requirements. Current facility needs are funded with operating capital revenues.

Facilities Background:

Birchview Elementary
425 Ranchview Lane
Plymouth, MN 55447
59,720 Total Square Feet
1969 original construction, 55440 sq ft
1995 addition / remodel, 5280 sq ft

Greenwood Elementary
18005 Medina Road
Plymouth, MN 55446
71,816 Total Square Feet
1964 original construction, 60,421 sq ft
1989 addition / remodel, 2470 sq ft
1999 addition / remodel, 8825 sq ft

Oakwood Elementary
17340 County Road 6
Plymouth, MN 55447
85,490 Total Square Feet
1957 original construction, 72,786 sq ft
1992 addition / remodel, 8,000 sq ft
2008 addition / remodel, 4,704 sq ft

Sunset Hill Elementary
13005 Sunset Trail
Plymouth, MN 55441
64,983 Total Square Feet
1963 Original Construction, 57,973 sq ft
1989 addition / remodel, 3,000 sq ft
2000 addition / remodel, 4,010 sq ft

Gleason Lake Elementary
310 County Road 101 North
Wayzata, MN 55391
80,710 Total Square Feet
1988 original construction

Kimberly Lane Elementary
17405 Old Rockford Road
Plymouth, MN 55446
83,000 Total Square Feet
1991 original construction

Plymouth Creek Elementary
16005 41st Ave North
Plymouth, MN 55446
81,000 Total Square Feet
1988 original construction

Central Middle School
305 Vicksburg Lane
Plymouth, MN 55447
308,568 Total Square Feet
1960 Original Construction, 97,246 sq ft
1962 addition, 9,545 sq ft
1964 addition, 35,636 sq ft
1968 addition, 45,978 sq ft
1973 addition, 73,163 sq ft
1989 addition, 47,000 sq ft

East Middle School
12000 Ridgemount Avenue
Plymouth, MN 55441
146,111 Total Square Feet
1967 original construction, 134,711 sq ft
1980 addition, 11,000 sq ft
2003 addition / remodel, 400 sq ft

West Middle School
149 Barry Avenue North
Wayzata, MN 55391
167,000 Total Square Feet
1949 original construction, 103,000
1968 addition, 40,000 sq ft
1989 addition, 24,000 sq ft

Wayzata High School
4955 Peony Lane North
Plymouth, MN 55416
487,432 Total Square Feet
1997 original construction, 487,000
2006 addition, 432 sq ft

Administration Building
210 County Road 101 North
Wayzata, MN 55391
8,600 Total Square Feet

Central Services Facility
17305 19th Avenue North
Plymouth, MN 55447
21,205 Total Square Feet

Central Sports Complex
Storage Facility
305 Vicksburg Lane
Plymouth, MN 55447
7,210 Total Square Feet
2003 original construction

Central Sports Complex
Ice Arena and Inflatable Dome
305 Vicksburg Lane
Plymouth, MN 55447
Dome: 66,729 sq ft
Arena: 31,936 sq ft (included in CMS)

Facility Study Objectives:

The facility study will be critical to the long and short term planning for possible facility improvements, additions and upgrades. The study should address possible changes in student enrollment, curriculum changes, and obsolescence of facility equipment, systems and infrastructure. Health, safety and security of students and staff as well as optimizing the student learning environment while minimizing the impact on operating costs should be over-riding themes of this study.

The scope of the study should also include, but is not limited to, the following items:

1. Energy Conservation Opportunities
2. Mechanical System Upgrades (HVAC) to insure reliable and economical operation. (does not include IAQ evaluation)
3. Electrical Distribution Systems
4. Plumbing and Water Distribution Systems
5. Building Automation Systems
6. Outdoor Athletic Facilities
7. Indoor Athletic Facilities including Locker Rooms
8. Safety and Security Issues including Building Entrances
9. Storage, Deliveries and Refuse / Recycling staging
10. Instructional Spaces including: Music, Art, Consumer Science, Industrial Tech, P.E., Science, Computer Labs, Language Labs, Robotics, etc.
11. Image / First Impression Areas including landscaping and Entrances
12. Kitchens, Cafeterias, Serving Areas
13. Deferred Maintenance including flooring, painting, doors and hardware, lighting and controls upgrades.
14. Building Temperature and Ventilation Controls

Submitting Proposal and Qualifications

In submitting a proposal, the firm should include at a minimum:

1. A company profile
2. Identify the Assessment Team, including the names, company employed, qualifications, similar experience in the past five years, and the persons strengths or specialized experience. The team should consist of Architect, Mechanical Engineer, Electrical Engineer, Civil Engineer, Structural Engineer, Construction Cost Estimator
3. A list of sub-contractors and their role
4. A list of consultants and their role
5. References, a minimum of three, including name, address, contact, phone number, the time-line for the project and a summary of the project your firm completed
6. New or innovative building systems, products or materials recommended in past studies
7. Ideas and initiatives you have utilized in past studies, to minimize or reduce future maintenance and operational costs
8. How your firm would gather information from stakeholders during the needs assessment
9. Certificate of Liability Insurance
10. Proposals must be signed by an authorized representative of your firm
11. Price Proposal, hourly rates of all staff involved and all other costs including overhead, copying, travel, etc. The Wayzata Schools may initiate negotiations with selected firms concerning price.

Proposals are due February 19, 2010 and must be submitted to:

Wayzata Public Schools
210 County Road 101 North
P. O. Box 660
Wayzata, MN 55391-0660
Attn: Mr. Jim Westrum

It is the sole responsibility of your firm to ensure that their proposal reaches the Wayzata Schools Administration building by the designated date.

All proposals shall be bound and contained in a single volume. Proposals should be prepared to provide a straightforward, concise description of your firm's capabilities to satisfy the requirements of the RFP.

District Use of Proposal Ideas

The Wayzata Public Schools reserves the right to use any or all ideas presented. Selection or rejection of the proposal does not affect this right.

Selection Criteria

The selection criteria includes:

1. A clearly demonstrated understanding of the work to be performed
2. A complete and reasonable plan to accomplish the tasks
3. Experience and qualifications of key personnel
4. The firm's record of experience on similar projects, including past performance with similar school districts
5. Proposal organization, clarity, conciseness and thoroughness
6. References
7. Financial Considerations
8. Ability of the firm to provide all services requested

The school district reserves the right to select one or more firms or reject any or all firms. Selection to perform the needs assessment does not necessarily qualify the firm for future project design work.

Following the review and evaluation of all proposals, the list of successful firms will be narrowed down to a short list. A selection committee will then interview these firms. The firm should be prepared to make a short presentation to the Selection Committee. The presentation by the selected firms must be made by the same project team personnel who will be assigned to the assessment project. The award will be made to the firm(s), whose proposal is deemed most qualified and advantageous to Wayzata Public Schools. Unsuccessful firms will be notified as soon as possible.

Interpretation of Document

If any firm contemplating submitting a proposal is in doubt as to the true meaning of any part of this RFP, it may submit to the District a written request for any interpretation thereof.

Submit questions to:
Mr. Jim Westrum
Wayzata Public Schools
210 County Road 101 North
Wayzata, MN 55391
Fax: 763 745 5096

If it becomes necessary to revise any part of the RFP, an addendum to the RFP will be provided to all who hold RFP's. The District will not be responsible for any oral or other unofficial interpretation of any element of the RFP or its related documentation.

Facilities Planning Update

The administration issued a request for proposal (RFP) on February 1st for a Facilities and Sites Evaluation. The RFP was sent to a various architects, engineers, and construction management firms who have expressed an interest in performing this work for the school district. We also worked with MSBA, MASMS, MASBO and our current service providers and we believe that we will have a robust response to our request. Proposals were due in the district office by 4:00 pm on Friday, February 19, 2010 and we plan to review them immediately.

Upon review of the proposals, we anticipate interviewing qualifying firms on Friday February 26th and Monday March 1st -- both dates in the afternoon.

The members of the interview team include two members from the Board's facility committee; School Board Chair Carter Peterson and School Board Vice-chair Pat Gleason. In addition, Superintendent Chace Anderson, Finance and Business Director Jim Westrum, Buildings and Grounds Director Joe Matson, elementary principal Dennis Grasmick, and secondary school assistant principal Curtis Slater will also be on the selection committee. We are also excited to welcome a community member who was recommended to us by Jay Hesby. Mark Evenson is Senior Vice President and Office Head of the UGL Equis Minneapolis office, and has expertise specifically related to evaluating the services we are seeking through the RFP and interview process.

We anticipate about an hour for each firm.

Welcome to a new school year in Wayzata Public Schools!

We are pleased that you are interested in our district. For more information, contact the district's communication office at 763-745-5068 or visit the district's Web site at www.wayzata.k12.mn.us.

Overview

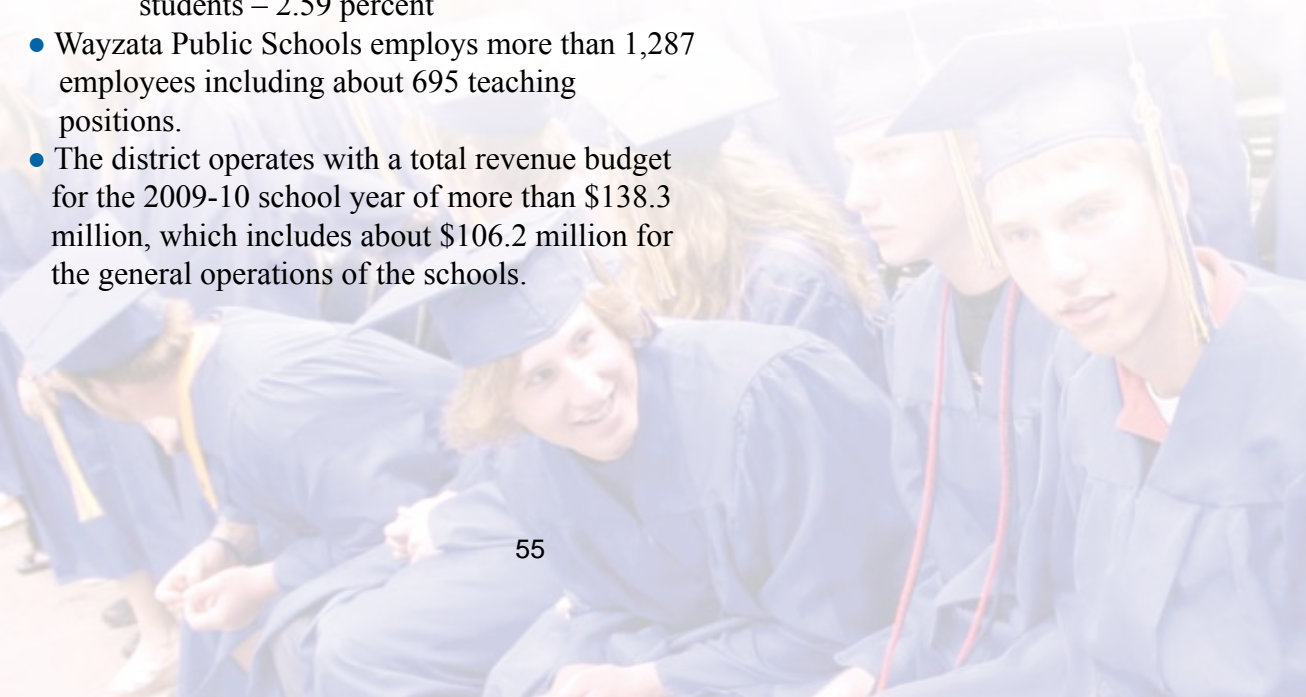
- Wayzata Public Schools serves all or part of Corcoran, Maple Grove, Medicine Lake, Medina, Minnetonka, Orono, Plymouth and Wayzata.
- The district includes seven elementary schools (K-5), three middle schools (6-8), and one high school (9-12).
- The district's community education department serves the learning needs of residents of all ages through a variety of programs and offerings.
- The projected enrollment for the 2009-10 school year is 10,007 students, which includes 4,433 elementary students, 2,347 middle school students and 3,227 high school students.
- The student body in our district, based on 2008-09 enrollment, includes the following:
 - White, not of Hispanic origin – 78.1 percent
 - Black, not of Hispanic origin – 9.3 percent
 - Asian or Pacific Islander – 9.65 percent
 - Hispanic – 2.5 percent
 - American Indian or Alaskan Native – .40 percent
- Other data on our students includes the following:
 - Percent of students receiving free/reduced lunch – 14.4 percent
 - Percent of students receiving special education services – 9.81 percent
 - Percent of English Language Learner students – 2.59 percent
- Wayzata Public Schools employs more than 1,287 employees including about 695 teaching positions.
- The district operates with a total revenue budget for the 2009-10 school year of more than \$138.3 million, which includes about \$106.2 million for the general operations of the schools.

Academic

Achievements

- Wayzata Public Schools consistently posts high scores on state and national tests. On the the 2009 Minnesota Comprehensive Assessment (MCA IIs), our district was among the top three school districts with 300 or more students per class.
- On the 2009 MCA IIs, 84 percent of Wayzata students were proficient in math and 89 percent were proficient in reading.
- Year after year, the average score of Wayzata students on the ACT exceeds both the state and national averages. For the 2008-09 school year, the average score of Wayzata students on the ACT was 25.01, with the state average at 22.6 and the national average at 21.1. One student earned a perfect score.

Wayzata Public Schools



Wayzata Public Schools

Administration Building Chace Anderson, Superintendent
210 County Road 101 North 763-745-5000
P.O. Box 660, Wayzata, MN 55391-0660

Elementary Schools – Grades K-5

Birchview Elementary Tom Koch, Principal
763-745-5300
Gleason Lake Elementary Mary McKasy, Principal
763-745-5400
Greenwood Elementary Ginny Clark, Principal
763-745-5500
Kimberly Lane Elementary Gary Kipling, Principal
763-745-5600
Oakwood Elementary Dennis Grasmick, Principal
763-745-5700
Plymouth Creek Elementary Karla Thompson, Principal
763-745-5800
Sunset Hill Elementary Karen Keffeler, Principal
763-745-5900

Middle Schools – Grades 6-8

Central Middle School Steve Root, Principal
763-745-6000
East Middle School Paul Paetzel, Principal
763-745-6200
West Middle School Susan Sommerfeld, Principal
763-745-6400

High School – Grades 9-12

Wayzata High School Mike Trewick, Principal
763-745-6600

Non-Resident Enrollment Options

For non-residents, the one-time, Open Enrollment period to enroll their child into the district for their entire educational career is between October 1 and January 15. Outside of this period, one-year agreements can be applied for throughout the year and require renewal the next year.

Other Enrollment Options

Wayzata is a member of the West Metro Education Program and students may attend the FAIR School (Crystal) or the Interdistrict Downtown School (Minneapolis) at no charge. Wayzata also participates in the Choice is Yours Program which provides opportunities for low-income Minneapolis students to attend suburban schools. For more information, call 763-745-5073

Student Registration

763-745-5073
Students in grades K-12 register in person 8 a.m. to 4:30 p.m. at the District Administration Building, 210 County Rd. 101 North, Wayzata.

District Services

Community Education Services 763-745-5200
Culinary Express (school lunch program) 763-745-5154
Early Childhood Family Education 763-745-5290
General Information 763-745-5000
Home Base (school-age child care) 763-745-5204
Transportation 763-745-5197
Volunteer Programs 763-745-5208
WISHES (after-school enrichment) 763-745-5213

Wayzata Public Schools

www.wayzata.k12.mn.us.

Accomplishments

- Thirteen students from Wayzata High School were chosen as National Merit Scholarship finalists in 2008-09.
- Plymouth Creek Elementary School was named a Blue Ribbon School by the U.S. Department of Education.
- Elementary, middle and high school students regularly receive recognition and top honors in a variety of academic, co-curricular and extracurricular activities and competitions.
- As evidence of our district's strong financial health, Wayzata Public Schools' bond rating was recently upgraded by Standard and Poor's to "AAA," and we are the only district in the state to receive this rating. This rating is based on a variety of factors including the financial strength and stability of our district. The rating means the district will receive lower interest rates on bonds resulting in a savings to residents on investments in public education.

Making a difference for students

- A voter-approved operating levy in November 2005 allowed our district to add more than 55 new teaching positions, which significantly lowered class sizes at all grade levels.
- With an annual technology levy of \$4.25 million, the implementation of a technology plan is adding computers and other instructional technology in all classrooms.
- Our district's alternative compensation program was implemented beginning in 2006-07 and rewards teachers for performance rather than seniority and includes an emphasis on professional development for teachers.
- Our district's equity plan addresses the need to help all students meet or exceed the district's high academic expectations.



WAYZATA PUBLIC SCHOOLS

Independent School District 284
Wayzata, Minnesota

BOARD OF EDUCATION

Regular Meeting - March 8, 2010 - 7:00 PM
Wayzata City Hall, 600 Rice Street, Wayzata

AGENDA

1. CALL TO ORDER/ROLL CALL
2. APPROVAL OF AGENDA AND CONSENT AGENDA ITEMS
Consent Agenda items are considered to be routine in nature and will be enacted by one motion. There will be no separate discussion of these items unless a Board member or citizen so requests, in which event the item will be removed as a Consent Agenda item and addressed. Consent Agenda Items are as follows:
 - A. Approval of Minutes
 1. Organizational/Regular Meeting - January 11, 2010
 2. Special Board Meeting - January 25, 2010
 3. Regular Meeting - February 8, 2010
 - B. Finance and Business Recommendations
 - C. Human Resource Recommendations
 - D. Professional Leaves of Absence for the 2010-2011 School Year
3. STUDENT CURRICULUM PRESENTATION
 - A. Birchview Student Presentation
4. RECOGNITIONS
 - A. March Employee of the Month - Kimberly Lane
 - B. WPS 2009-2010 Retirees
 - C. WPSEF District Grant
 - D. WHS Trojet Dance Team - State Championship
5. REPORTS FROM ORGANIZATIONS
This section of the agenda provides the opportunity for parent, teacher, and/or student associations/organizations to provide the School Board with reports/updates.
 - A. Student Council - Lucy Andrews
6. SUPERINTENDENT'S REPORTS AND RECOMMENDATIONS
 - A. Superintendent
 - B. Curriculum and Instruction
 1. Approval of Birchview Elementary Proposed Shared Decisions Agreement
 - C. Finance and Business Services
 1. Monthly Financial Reports
 - D. Human Resource Services
7. OTHER BOARD ACTION
8. AUDIENCE OPPORTUNITY TO ADDRESS SCHOOL BOARD
This section of the agenda provides an opportunity for those who have called and placed their names on the list and for members of the audience to address the School Board.
9. BOARD REPORTS
10. NEW BUSINESS
11. ADJOURN

WAYZATA PUBLIC SCHOOLS

Independent School District 284
Wayzata, Minnesota

BOARD OF EDUCATION

Work Session – February 22, 2010

AGENDA SECTION: 8. **ADJOURN**

ITEM: _____

COMMENTS BY: Board Chair Peterson

If there is no additional business before the School Board, the Chair will adjourn the meeting.