

WAYZATA PUBLIC SCHOOLS

Independent School District 284
Wayzata, Minnesota

BOARD OF EDUCATION

Regular Meeting - August 27, 2007 - 4:00 PM
District Administration Building
210 County Rd. 101, N, Plymouth, MN

AGENDA

- | | | |
|----|--|----|
| 1. | CALL TO ORDER - Board Chair Cohen | 3 |
| 2. | ADMINISTRATIVE | |
| 3. | CURRICULUM AND INSTRUCTION | |
| | A. Alternative Compensation Goals - M. McKasy, L. Robbins | 4 |
| | B. District Technology and Building Security Updates- M. Manning, D. Carlson | 22 |
| | C. Futures Conference Update - B. Noyed, J. Sigford | |
| 4. | FINANCIAL | |
| | A. One-Time Operating Capitol Recommendations - J. Matson | 38 |
| 5. | HUMAN RESOURCES | |
| 6. | SCHOOL BOARD | |
| | A. Pledge of Allegiance - L. Cohen, Board Members | |
| | B. Board Member Attendance at NSBA - L. Cohen, Board Members | |
| | C. Tentative Board Agenda for September 10, 2007 | 40 |
| 7. | ADJOURN | 42 |

POSTED: 082307

WAYZATA PUBLIC SCHOOLS

Independent School District 284
Wayzata, Minnesota

MISSION

Our Core Purpose:

The mission of Wayzata Public Schools is to ensure a world-class education that prepares each and every student to thrive today and excel tomorrow in an ever-changing global society.

VISION

What We Intend to Create and Experience:

The vision of Wayzata Public Schools is to be a model of excellence where all students discover their unique talents, develop a love and tenacity for learning and demonstrate confidence and capacity for success through:

Exceptional Student Learning, Experiences and Relationships:

- High achievement by each and every student—no exceptions, no excuses;
- Content-rich, rigorous and personalized education;
- Meaningful relationships with teachers, staff, mentors and peers in a welcoming, nurturing and safe environment where all are valued for who they are and the contributions they make.

Community Trust, Confidence and Partnership:

- Comprehensive learning opportunities meeting diverse learner needs and community aspirations;
- Committed to being the first choice for students and families;
- Maintaining the highest levels of satisfaction and pride by staff, parents and community.

Operational Excellence:

- Attraction, development and retention of exemplary, creative and engaged employees;
- Accountability by all staff for individual and collective performance;
- Effective and efficient use of time and human, financial and physical resources;
- Culture of continuous improvement and responsive innovation;
- High performing district governance, management and partnerships.

WAYZATA PUBLIC SCHOOLS
Independent School District 284
Wayzata, Minnesota

BOARD OF EDUCATION

Work Session – August 27, 2007

AGENDA ITEM: 1. CALL TO ORDER/ROLL CALL

COMMENTS BY: Board Chair Cohen

	<u>PRESENT</u>	<u>ABSENT</u>
Mr. Gregory D. Baufield	_____	_____
Ms. Linda A. Cohen	_____	_____
Ms. Susan J. Droegemueller	_____	_____
Ms. Patricia L. Gleason	_____	_____
Mr. Gary W. Landis	_____	_____
Mr. John A. Moroz	_____	_____
Ms. Carter G. Peterson	_____	_____
Mr. Bob J. Ostlund, Ex Officio	_____	_____

**2006-07 Alternative Compensation Data
Measures of Academic Progress (MAP)
Wayzata Public Schools**

Overall Reading Quartile Grades 3-5					
School	Gains in Levels	Losses in Levels	Net Gain	% Net Gained in Levels	
Birchview	74	24	50/242	21.00%	
Gleason Lake	76	68	8/356	2.20%	
Greenwood	73	54	19/327	5.80%	
Kimberly Lane	75	63	12/369	3.30%	
Oakwood	47	38	9/223	4.04%	
Plymouth Creek	57	45	12/292	4.10%	
Sunset Hill	60	34	26/262	9.90%	
Students in Levels by Term					
	Fall		Spring		
	Student Count	Percent of Students	Student Count	Percent of Students	
Level 1	184	9%	153	7%	
Level 2	286	14%	280	14%	
Level 3	500	24%	469	23%	
Level 4	1101	53%	1169	56%	
Students in Levels by Gender, Spring 07					
	Females		Males		
	Student Count	Percent of Students	Student Count	Percent of Students	
Level 1	84	8%	86	8%	
Level 2	151	14%	141	13%	
Level 3	235	22%	243	22%	
Level 4	576	55%	617	57%	
Students in Levels by Ethnicity, Spring 07					
	Asian	Black	Hispanic	Native American	White
Level 1	10	53	15	0	92
Level 2	25	41	10	1	215
Level 3	31	25	7	1	414
Level 4	136	26	18	2	1011
Percent of Students by Ethnicity, Spring 07					
	Asian	Black	Hispanic	Native American	White
Level 1	5%	37%	30%	0%	5%
Level 2	12%	28%	20%	25%	12%
Level 3	15%	17%	14%	25%	24%
Level 4	67%	18%	36%	50%	58%

District Summary Report by Grade - Spring 2007

Wayzata Public Schools

(Small Group Summary Display is ON)

Mathematics

Math Goals Survey 2-5 MN V4						Number Sense & Computation	Functions & Algebra	Statistics & Probability	Geometry & Measurement						
Term	Grade	Student Count	Mean RIT	Std Dev	Median	Mean	Std Dev	Mean	Std Dev	Mean	Std Dev	Mean	Std Dev	Mean	Std Dev
Optional Group: None															
Spring 2007	2	91	198.4	12.7	200	196.2	14.8	198.6	14.4	197.9	12.9	200.9	14.4		
Winter 2007	2	1	205.0		205	205.0		205.0		<u>209.0</u>		<u>202.0</u>			
Optional Group: None															
Spring 2007	3	707	215.3	13.6	216	<i>212.1</i>	14.5	215.6	15.0	215.9	15.8	217.9	14.9		
Winter 2007	3	13	202.8	10.6	199	201.8	13.7	202.5	12.7	203.5	10.4	203.0	10.4		
Fall 2006	3	704	202.6	12.5	203	200.8	14.4	202.5	14.9	203.1	12.7	204.1	13.5		
Optional Group: None															
Spring 2007	4	706	225.6	14.4	226	224.2	15.7	223.6	14.1	226.5	17.9	228.2	15.5		
Winter 2007	4	8	207.8	6.3	207	206.5	8.6	209.4	8.2	<i>203.6</i>	8.9	<i>211.8</i>	8.1		
Fall 2006	4	706	214.6	14.0	215	212.1	15.4	214.2	15.4	214.0	15.7	<i>218.4</i>	15.7		
Optional Group: None															
Fall 2006	5	5	196.6	11.2	201	<i>191.8</i>	7.5	194.0	10.9	196.0	15.9	<i>203.8</i>	12.5		

Math Goals Survey 6+ MN V4						Number Sense & Computation	Functions & Algebra	Statistics & Probability	Geometry & Measurement						
Term	Grade	Student Count	Mean RIT	Std Dev	Median	Mean	Std Dev	Mean	Std Dev	Mean	Std Dev	Mean	Std Dev	Mean	Std Dev
Optional Group: None															
Spring 2007	3	1	209.0		209	<i>214.0</i>		209.0		<i>202.0</i>		<i>214.0</i>			
Winter 2007	3	1	197.0		197	197.0		<i>192.0</i>		<i>205.0</i>		<i>194.0</i>			
Optional Group: None															
Winter 2007	4	1	219.0		219	<i>211.0</i>		<i>225.0</i>		<i>223.0</i>		<i>216.0</i>			
Fall 2006	4	3	216.0	7.5	217	215.7	11.2	216.7	9.9	<i>213.0</i>	9.5	217.3	10.0		
Optional Group: None															
Spring 2007	5	731	235.0	14.2	237	233.8	15.3	232.5	13.9	237.1	16.2	236.6	16.6		
Winter 2007	5	109	229.4	15.9	230	229.6	16.9	226.7	14.6	<i>232.5</i>	18.0	229.0	18.3		
Fall 2006	5	716	225.1	13.9	227	223.8	15.3	223.5	13.5	227.4	16.3	226.0	15.5		
Optional Group: None															
Spring 2007	6	760	239.4	14.8	241	239.1	17.2	<i>234.9</i>	13.9	<i>243.0</i>	16.8	240.9	16.7		
Optional Group: None															
Spring 2007	7	799	242.2	16.5	243	241.2	18.8	239.6	15.8	244.0	18.2	244.2	18.4		
Fall 2006	7	1	244.0		244	242.0		<i>239.0</i>		<i>247.0</i>		<i>247.0</i>			
Optional Group: None															
Spring 2007	8	818	247.0	16.4	248	245.1	19.1	244.9	16.2	249.9	17.5	248.2	18.2		

Groups with less than 10 students are shown as selected, but may not be statistically reliable.
 * A goal mean in ***bold italic*** represents performance that might be considered an area of concern. A goal mean in **bold underlined** represents r

District Summary Report by Grade - Spring 2007

Wayzata Public Schools

(Small Group Summary Display is ON)

Mathematics

Math Goals Survey 6+ MN V4

Term	Grade	Student Count	Mean RIT	Std Dev	Median	Number Sense & Computation		Functions & Algebra		Statistics & Probability		Geometry & Measurement		Mean	Std Dev
						Mean	Std Dev	Mean	Std Dev	Mean	Std Dev	Mean	Std Dev		
Optional Group: None															
Spring 2007	9	24	228.5	14.4	227	225.0	16.5	228.8	13.5	230.8	16.1	229.4	16.7		
Fall 2006	9	23	219.3	16.3	217	216.1	16.4	219.2	16.6	223.2	19.2	218.8	18.5		
Optional Group: None															
Spring 2007	10	25	221.6	16.0	225	220.1	17.6	221.8	17.0	223.9	18.7	221.2	15.8		
Fall 2006	10	13	221.0	10.0	220	216.2	8.9	218.9	13.8	227.5	13.0	221.0	12.1		
Optional Group: None															
Fall 2006	11	8	225.4	10.3	223	220.4	12.0	226.3	10.6	229.6	15.3	225.4	8.6		
Optional Group: None															
Fall 2006	12	19	228.3	13.9	226	226.1	14.3	227.7	15.7	228.9	15.5	231.0	17.1		

Groups with less than 10 students are shown as selected, but may not be statistically reliable.

* A goal mean in **bold italic** represents performance that might be considered an area of concern. A goal mean in **bold underlined** represents r

District Summary Report by Grade - Spring 2007

Wayzata Public Schools

(Small Group Summary Display is ON)

Reading

Reading Goals Survey 2-5 MN V4

Term	Grade	Student Count	Mean RIT	Std Dev	Median	Word Recog / Vocabulary		Comprehension: Informational		Comprehension: Narrative		Literature		Mean	Std Dev
						Mean	Std Dev	Mean	Std Dev	Mean	Std Dev	Mean	Std Dev		
Optional Group: None															
Spring 2007	2	90	192.1	12.3	192	191.3	12.8	189.9	15.0	192.5	14.4	194.6	13.3		
Winter 2007	2	1	199.0		199	196.0		198.0		207.0		197.0			
Optional Group: None															
Spring 2007	3	703	207.1	12.8	209	205.6	14.2	207.0	14.9	207.1	14.9	208.8	13.9		
Spring 2007	3	1	211.0		209	213.0		207.0		213.0		210.0			
Winter 2007	3	46	191.4	13.4	190	190.4	15.4	191.3	15.0	192.0	15.1	191.2	14.5		
Fall 2006	3	702	198.7	14.0	200	196.0	15.0	198.2	15.6	199.7	15.8	200.8	16.0		
Fall 2006	3	1	195.0		200	192.0		192.0		198.0		199.0			
Optional Group: None															
Spring 2007	4	705	213.9	12.4	216	211.6	13.9	214.0	13.9	214.1	14.4	215.8	14.1		
Winter 2007	4	62	198.9	10.8	200	197.2	11.7	198.7	12.4	198.0	11.9	201.8	13.2		
Winter 2007	4	1	214.0		200	214.0		205.0		218.0		219.0			
Fall 2006	4	707	207.1	13.9	209	204.5	15.5	207.9	15.6	207.8	15.8	208.5	14.8		
Fall 2006	4	3	217.0	3.0	209	213.3	7.1	221.3	9.1	216.7	3.1	217.3	7.5		
Optional Group: None															
Spring 2007	5	18	214.7	12.8	222	212.5	16.4	216.2	11.5	215.5	18.1	215.7	12.2		
Spring 2007	5	701	220.5	12.2	222	218.7	13.5	220.6	13.5	221.2	14.1	221.6	14.3		
Winter 2007	5	1	172.0		212	171.0		167.0		165.0		185.0			
Winter 2007	5	121	213.1	13.4	212	211.3	15.0	212.6	15.2	214.0	14.3	214.4	14.8		
Fall 2006	5	32	212.5	9.7	216	209.4	10.7	213.8	12.5	213.7	12.7	213.0	10.4		
Fall 2006	5	687	215.1	12.8	216	212.9	14.3	215.3	14.6	216.1	14.3	216.3	14.2		
Optional Group: None															
Spring 2007	6	2	228.5	3.5	227	231.0	2.8	221.5	0.7	233.5	7.8	226.5	0.7		
Spring 2007	6	757	224.9	11.8	227	223.3	13.2	225.3	13.8	225.3	13.0	225.7	13.7		
Fall 2006	6	12	210.1	15.1	213	211.4	14.6	209.8	14.9	209.7	16.7	209.8	18.3		
Optional Group: None															
Spring 2007	7	2	222.5	2.1	229	222.5	6.4	223.0	1.4	225.0	2.8	219.5	2.1		
Spring 2007	7	795	227.0	11.9	229	225.2	14.2	228.0	13.6	226.7	12.8	228.0	13.9		
Optional Group: None															
Spring 2007	8	821	231.1	11.4	232	230.6	13.6	231.9	12.9	230.3	12.5	231.6	14.4		
Optional Group: None															
Spring 2007	9	24	216.9	13.3	216	216.3	14.8	218.5	14.6	215.1	15.9	217.4	13.7		
Fall 2006	9	23	217.1	13.4	215	216.0	14.8	218.6	14.2	216.4	16.3	217.3	14.7		
Optional Group: None															
Spring 2007	10	26	216.3	14.8	216	217.6	17.5	215.2	13.9	215.3	19.6	216.4	17.6		
Fall 2006	10	13	214.4	13.1	217	215.3	10.0	213.3	14.8	214.9	21.5	214.3	13.1		

Groups with less than 10 students are shown as selected, but may not be statistically reliable.

* A goal mean in **bold italic** represents performance that might be considered an area of concern. A goal mean in **bold underlined** represents r

District Summary Report by Grade - Spring 2007

Wayzata Public Schools

(Small Group Summary Display is ON)

Reading

Reading Goals Survey 6+ MN V4

Term	Grade	Student Count	Mean RIT	Std Dev	Median
Optional Group: None					
Spring 2007	11	2	219.0	1.4	219
Fall 2006	11	8	218.0	6.1	219
Optional Group: None					
Spring 2007	12	5	219.8	23.5	222
Fall 2006	12	20	227.2	10.9	228

Word Recog / Vocabulary		Comprehension: Informational		Comprehension: Narrative		Literature			
Mean	Std Dev	Mean	Std Dev	Mean	Std Dev	Mean	Std Dev	Mean	Std Dev
<u>222.0</u>	1.4	221.0	4.2	215.5	3.5	218.5	0.7		
213.9	9.4	220.4	5.5	220.8	10.5	217.3	7.6		
221.6	30.1	<u>224.8</u>	21.5	217.2	23.4	216.0	19.9		
225.2	11.9	228.5	13.6	225.9	13.0	228.9	11.8		

Language Usage

Language Goals Survey MN V4

Term	Grade	Student Count	Mean RIT	Std Dev	Median
Optional Group: None					
Winter 2007	4	9	219.9	6.4	222

Writing Types / Research		Elements of Composition		Grammar & Usage		Spelling / Punc / Capitalization			
Mean	Std Dev	Mean	Std Dev	Mean	Std Dev	Mean	Std Dev	Mean	Std Dev
217.1	8.7	219.7	7.0	219.9	8.9	<u>223.0</u>	7.7		

Groups with less than 10 students are shown as selected, but may not be statistically reliable.

* A goal mean in **bold italic** represents performance that might be considered an area of concern. A goal mean in **bold underlined** represents r

District Summary Report by School - Spring 2007

Wayzata Public Schools

(Small Group Summary Display is ON)

Mathematics

Birchview Elementary School

Math Goals Survey 2-5 MN V4						Number Sense & Computation	Functions & Algebra	Statistics & Probability	Geometry & Measurement				
Term	Grade	Student Count	Mean RIT	Std Dev	Median	Mean	Std Dev	Mean	Std Dev	Mean	Std Dev	Mean	Std Dev
Spring 2007	3	85	215.6	14.2	218	212.9	13.7	215.8	15.2	217.9	16.2	216.2	16.4
Fall 2006	3	82	201.2	12.2	203	199.0	14.8	201.0	15.0	201.6	12.5	203.2	11.7
Spring 2007	4	95	225.0	14.7	225	222.9	16.2	224.3	14.4	225.8	17.2	227.6	16.3
Fall 2006	4	94	211.9	13.2	212	208.9	14.3	213.3	14.6	210.9	14.0	214.7	15.5
Math Goals Survey 6+ MN V4						Number Sense & Computation	Functions & Algebra	Statistics & Probability	Geometry & Measurement				
Term	Grade	Student Count	Mean RIT	Std Dev	Median	Mean	Std Dev	Mean	Std Dev	Mean	Std Dev	Mean	Std Dev
Spring 2007	5	77	234.3	12.2	236	232.1	13.1	232.4	11.4	237.2	12.7	235.7	16.0
Fall 2006	5	77	219.7	13.7	220	216.3	14.5	220.0	13.5	221.0	15.6	221.3	17.4

Gleason Lake Elementary Sch.

Math Goals Survey 2-5 MN V4						Number Sense & Computation	Functions & Algebra	Statistics & Probability	Geometry & Measurement				
Term	Grade	Student Count	Mean RIT	Std Dev	Median	Mean	Std Dev	Mean	Std Dev	Mean	Std Dev	Mean	Std Dev
Spring 2007	2	1	216.0		216	215.0		215.0		209.0		225.0	
Winter 2007	2	1	205.0		205	205.0		205.0		209.0		202.0	
Spring 2007	3	120	209.7	13.6	211	205.7	15.0	210.5	15.8	208.7	14.8	214.1	14.1
Fall 2006	3	123	199.8	13.0	202	197.8	14.5	200.0	16.1	200.3	13.1	201.1	13.9
Spring 2007	4	114	221.6	12.6	222	220.1	15.0	222.3	13.4	219.3	14.7	224.8	13.2
Fall 2006	4	116	213.1	11.6	214	210.2	13.6	212.6	13.4	212.0	11.5	217.8	13.7
Math Goals Survey 6+ MN V4						Number Sense & Computation	Functions & Algebra	Statistics & Probability	Geometry & Measurement				
Term	Grade	Student Count	Mean RIT	Std Dev	Median	Mean	Std Dev	Mean	Std Dev	Mean	Std Dev	Mean	Std Dev
Spring 2007	5	129	235.7	15.0	238	234.1	15.3	233.9	15.5	237.3	17.1	237.6	17.3
Fall 2006	5	130	223.9	13.0	225	223.5	15.3	222.1	12.1	225.9	15.3	224.1	14.4

Greenwood Elementary Sch.

Groups with less than 10 students are shown as selected, but may not be statistically reliable.
 * A goal mean in **bold italic** represents performance that might be considered an area of concern. A goal mean in **bold underlined** represents re

District Summary Report by School - Spring 2007

Wayzata Public Schools

(Small Group Summary Display is ON)

Mathematics

Greenwood Elementary Sch.

Math Goals Survey 2-5 MN V4						Number Sense & Computation		Functions & Algebra		Statistics & Probability		Geometry & Measurement	
Term	Grade	Student Count	Mean RIT	Std Dev	Median	Mean	Std Dev	Mean	Std Dev	Mean	Std Dev	Mean	Std Dev
Spring 2007	3	100	214.4	12.1	214	211.4	14.1	215.1	13.5	214.2	12.3	217.2	14.1
Winter 2007	3	1	208.0		208	212.0		209.0		208.0		204.0	
Fall 2006	3	100	202.3	12.4	203	200.7	14.3	201.7	14.9	202.8	12.7	204.0	12.9
Spring 2007	4	113	226.5	12.8	227	225.5	13.8	222.8	13.0	228.6	16.3	229.5	13.8
Fall 2006	4	113	216.4	13.3	216	212.9	14.2	216.2	15.0	217.5	14.8	219.2	16.0
Math Goals Survey 6+ MN V4						Number Sense & Computation		Functions & Algebra		Statistics & Probability		Geometry & Measurement	
Term	Grade	Student Count	Mean RIT	Std Dev	Median	Mean	Std Dev	Mean	Std Dev	Mean	Std Dev	Mean	Std Dev
Fall 2006	4	1	223.0		223	213.0		228.0		224.0		225.0	
Spring 2007	5	116	234.4	14.2	235	232.9	15.2	232.0	14.1	236.4	16.3	235.9	16.3
Winter 2007	5	1	208.0		208	216.0		216.0		202.0		194.0	
Fall 2006	5	116	226.2	13.5	228	225.1	14.6	224.1	13.4	229.2	16.9	226.5	14.3

Kimberly Lane Elementary Sch.

Math Goals Survey 2-5 MN V4						Number Sense & Computation		Functions & Algebra		Statistics & Probability		Geometry & Measurement	
Term	Grade	Student Count	Mean RIT	Std Dev	Median	Mean	Std Dev	Mean	Std Dev	Mean	Std Dev	Mean	Std Dev
Spring 2007	3	120	218.2	13.7	219	214.7	13.4	217.6	14.6	220.8	16.4	220.2	16.0
Fall 2006	3	119	206.0	12.3	206	205.1	13.6	205.9	14.3	206.7	13.0	206.2	14.4
Spring 2007	4	120	230.3	13.6	230	229.5	13.9	226.7	12.7	233.2	19.0	232.5	14.8
Fall 2006	4	119	218.3	12.5	218	216.3	13.7	217.2	13.7	216.9	14.6	222.6	13.9
Math Goals Survey 6+ MN V4						Number Sense & Computation		Functions & Algebra		Statistics & Probability		Geometry & Measurement	
Term	Grade	Student Count	Mean RIT	Std Dev	Median	Mean	Std Dev	Mean	Std Dev	Mean	Std Dev	Mean	Std Dev
Spring 2007	3	1	209.0		209	214.0		209.0		202.0		214.0	
Fall 2006	4	1	217.0		217	228.0		210.0		208.0		221.0	
Spring 2007	5	135	238.5	11.1	240	237.3	13.3	236.0	10.7	240.2	13.4	240.7	13.6
Fall 2006	5	135	228.2	11.7	229	226.4	13.3	226.1	11.6	232.0	13.7	228.2	13.3

Oakwood Elementary Sch.

Groups with less than 10 students are shown as selected, but may not be statistically reliable.
 * A goal mean in **bold italic** represents performance that might be considered an area of concern. A goal mean in **bold underlined** represents re

District Summary Report by School - Spring 2007

Wayzata Public Schools

(Small Group Summary Display is ON)

Mathematics

Oakwood Elementary Sch.

Math Goals Survey 2-5 MN V4

Term	Grade	Student Count	Mean RIT	Std Dev	Median	Number Sense & Computation		Functions & Algebra		Statistics & Probability		Geometry & Measurement		Mean	Std Dev
						Mean	Std Dev	Mean	Std Dev	Mean	Std Dev	Mean	Std Dev		
Spring 2007	3	90	213.1	13.0	215	210.6	14.1	213.5	15.2	211.7	14.7	<u>216.6</u>	14.4		
Fall 2006	3	91	201.3	13.2	203	199.0	15.9	201.8	15.3	201.4	12.9	203.2	14.0		
Spring 2007	4	82	221.7	15.6	224	219.4	15.3	221.2	15.2	223.3	18.9	223.1	18.0		
Winter 2007	4	1	216.0		216	<u>221.0</u>		216.0		216.0		<u>213.0</u>			
Fall 2006	4	81	210.5	16.1	213	<u>206.8</u>	17.8	210.3	18.5	210.1	18.0	<u>215.2</u>	16.7		

Math Goals Survey 6+ MN V4

Term	Grade	Student Count	Mean RIT	Std Dev	Median	Number Sense & Computation		Functions & Algebra		Statistics & Probability		Geometry & Measurement		Mean	Std Dev
						Mean	Std Dev	Mean	Std Dev	Mean	Std Dev	Mean	Std Dev		
Winter 2007	4	1	219.0		219	<u>211.0</u>		<u>225.0</u>		<u>223.0</u>		<u>216.0</u>			
Spring 2007	5	66	228.6	17.0	232	228.3	17.7	<u>225.4</u>	15.5	<u>232.0</u>	20.2	228.7	19.2		
Winter 2007	5	4	212.8	13.4	216	210.5	10.5	<u>216.5</u>	13.6	212.3	16.9	210.8	14.3		
Fall 2006	5	65	219.1	17.5	221	218.0	18.7	216.2	16.5	220.8	19.3	221.4	19.0		

Plymouth Creek Elementary Sch.

Math Goals Survey 2-5 MN V4

Term	Grade	Student Count	Mean RIT	Std Dev	Median	Number Sense & Computation		Functions & Algebra		Statistics & Probability		Geometry & Measurement		Mean	Std Dev
						Mean	Std Dev	Mean	Std Dev	Mean	Std Dev	Mean	Std Dev		
Spring 2007	3	105	219.3	10.7	219	216.7	12.5	219.6	11.9	219.1	13.5	222.1	11.8		
Winter 2007	3	12	202.4	11.0	198	200.9	14.0	201.9	13.1	203.1	10.8	202.9	10.9		
Fall 2006	3	105	205.9	10.5	206	204.2	12.0	205.5	13.5	205.5	10.5	208.4	11.8		
Spring 2007	4	90	229.1	12.4	230	229.0	14.7	<u>225.6</u>	12.4	229.7	16.1	<u>233.0</u>	13.9		
Winter 2007	4	7	206.6	5.8	205	204.4	6.8	208.4	8.4	<u>201.9</u>	8.0	<u>211.6</u>	8.8		
Fall 2006	4	89	218.8	12.7	218	216.3	13.0	218.0	12.9	218.8	16.8	<u>222.7</u>	15.2		

Math Goals Survey 6+ MN V4

Term	Grade	Student Count	Mean RIT	Std Dev	Median	Number Sense & Computation		Functions & Algebra		Statistics & Probability		Geometry & Measurement		Mean	Std Dev
						Mean	Std Dev	Mean	Std Dev	Mean	Std Dev	Mean	Std Dev		
Winter 2007	3	1	197.0		197	197.0		<u>192.0</u>		<u>205.0</u>		<u>194.0</u>			
Spring 2007	5	102	237.8	12.9	239	237.0	15.8	<u>234.5</u>	11.6	240.0	14.7	239.6	14.9		
Winter 2007	5	101	231.3	14.6	231	231.4	15.9	<u>228.0</u>	13.6	<u>234.6</u>	16.5	231.2	16.6		
Fall 2006	5	102	228.2	14.2	230	227.2	16.1	226.2	13.8	229.0	16.3	230.6	16.0		

Sunset Hill Elementary Sch.

Groups with less than 10 students are shown as selected, but may not be statistically reliable.
 * A goal mean in ***bold italic*** represents performance that might be considered an area of concern. A goal mean in **bold underlined** represents re

District Summary Report by School - Spring 2007

Wayzata Public Schools

(Small Group Summary Display is ON)

Mathematics

Sunset Hill Elementary Sch.

Math Goals Survey 2-5 MN V4

						Number Sense & Computation		Functions & Algebra		Statistics & Probability		Geometry & Measurement			
Term	Grade	Student Count	Mean RIT	Std Dev	Median	Mean	Std Dev	Mean	Std Dev	Mean	Std Dev	Mean	Std Dev	Mean	Std Dev
Spring 2007	2	90	198.2	12.6	199	196.0	14.7	198.4	14.3	197.7	13.0	200.6	14.2		
Spring 2007	3	87	217.3	15.8	219	213.8	16.0	217.4	17.1	219.7	18.7	218.8	16.4		
Fall 2006	3	84	201.1	12.5	202	198.6	13.9	200.6	13.8	202.8	12.7	202.4	14.0		
Spring 2007	4	92	223.5	16.9	225	221.6	18.2	221.7	17.3	224.9	19.6	226.0	16.7		
Fall 2006	4	94	212.0	17.2	214	211.9	19.4	210.9	18.3	210.6	18.4	215.0	17.6		
Fall 2006	5	5	196.6	11.2	201	191.8	7.5	194.0	10.9	196.0	15.9	203.8	12.5		

Math Goals Survey 6+ MN V4

						Number Sense & Computation		Functions & Algebra		Statistics & Probability		Geometry & Measurement			
Term	Grade	Student Count	Mean RIT	Std Dev	Median	Mean	Std Dev	Mean	Std Dev	Mean	Std Dev	Mean	Std Dev	Mean	Std Dev
Fall 2006	4	1	208.0		208	206.0		212.0		207.0		206.0			
Spring 2007	5	98	232.1	16.0	236	231.4	16.1	229.4	16.1	233.8	18.6	234.3	17.9		
Winter 2007	5	3	196.7	13.3	200	198.7	17.7	198.0	18.0	199.0	10.4	191.0	15.4		
Fall 2006	5	91	226.5	13.0	229	224.9	13.3	225.8	13.4	228.8	15.5	226.8	14.2		

WAYZATA ALT

Math Goals Survey 6+ MN V4

						Number Sense & Computation		Functions & Algebra		Statistics & Probability		Geometry & Measurement			
Term	Grade	Student Count	Mean RIT	Std Dev	Median	Mean	Std Dev	Mean	Std Dev	Mean	Std Dev	Mean	Std Dev	Mean	Std Dev
Fall 2006	9	23	219.3	16.3	217	216.1	16.4	219.2	16.6	223.2	19.2	218.8	18.5		
Fall 2006	10	13	221.0	10.0	220	216.2	8.9	218.9	13.8	227.5	13.0	221.0	12.1		
Fall 2006	11	8	225.4	10.3	223	220.4	12.0	226.3	10.6	229.6	15.3	225.4	8.6		
Fall 2006	12	19	228.3	13.9	226	226.1	14.3	227.7	15.7	228.9	15.5	231.0	17.1		

Wayzata Central Middle School

Groups with less than 10 students are shown as selected, but may not be statistically reliable.
 * A goal mean in **bold italic** represents performance that might be considered an area of concern. A goal mean in **bold underlined** represents re

District Summary Report by School - Spring 2007

Wayzata Public Schools

(Small Group Summary Display is ON)

Mathematics

Wayzata Central Middle School

Math Goals Survey 6+ MN V4						Number Sense & Computation		Functions & Algebra		Statistics & Probability		Geometry & Measurement	
Term	Grade	Student Count	Mean RIT	Std Dev	Median	Mean	Std Dev	Mean	Std Dev	Mean	Std Dev	Mean	Std Dev
Spring 2007	5	8	229.6	7.5	232	230.3	8.4	227.0	6.9	<u>232.6</u>	8.7	228.9	12.4
Spring 2007	6	317	240.8	15.7	242	241.1	18.5	236.2	14.5	<u>244.0</u>	17.7	242.1	16.9
Spring 2007	7	288	242.3	16.3	243	240.5	18.6	239.9	16.2	244.5	17.1	244.6	18.5
Spring 2007	8	324	247.5	17.4	248	245.5	20.1	245.7	17.9	250.2	18.2	249.0	18.9

Wayzata East Middle School

Math Goals Survey 6+ MN V4						Number Sense & Computation		Functions & Algebra		Statistics & Probability		Geometry & Measurement	
Term	Grade	Student Count	Mean RIT	Std Dev	Median	Mean	Std Dev	Mean	Std Dev	Mean	Std Dev	Mean	Std Dev
Spring 2007	6	221	236.2	15.2	238	235.2	16.6	232.0	13.8	<u>241.2</u>	18.0	236.8	18.0
Spring 2007	7	261	241.7	17.6	243	241.4	19.4	239.4	16.5	243.2	20.3	243.4	19.0
Fall 2006	7	1	244.0		244	242.0		239.0		<u>247.0</u>		<u>247.0</u>	
Spring 2007	8	250	246.1	17.2	248	245.2	20.2	243.7	16.3	<u>249.2</u>	19.2	246.6	19.3

Wayzata High School

Math Goals Survey 6+ MN V4						Number Sense & Computation		Functions & Algebra		Statistics & Probability		Geometry & Measurement	
Term	Grade	Student Count	Mean RIT	Std Dev	Median	Mean	Std Dev	Mean	Std Dev	Mean	Std Dev	Mean	Std Dev
Spring 2007	9	24	228.5	14.4	227	225.0	16.5	228.8	13.5	230.8	16.1	229.4	16.7
Spring 2007	10	25	221.6	16.0	225	220.1	17.6	221.8	17.0	223.9	18.7	221.2	15.8

Wayzata West Middle School

Math Goals Survey 6+ MN V4						Number Sense & Computation		Functions & Algebra		Statistics & Probability		Geometry & Measurement	
Term	Grade	Student Count	Mean RIT	Std Dev	Median	Mean	Std Dev	Mean	Std Dev	Mean	Std Dev	Mean	Std Dev
Spring 2007	6	222	240.6	12.3	241	240.2	15.2	235.9	12.6	243.3	13.9	243.4	14.3
Spring 2007	7	250	242.6	15.6	245	241.9	18.4	239.5	14.6	244.4	17.2	244.7	17.6
Spring 2007	8	244	247.2	13.8	249	244.6	16.3	245.1	13.6	<u>250.3</u>	14.8	248.9	15.9

Groups with less than 10 students are shown as selected, but may not be statistically reliable.
 * A goal mean in **bold italic** represents performance that might be considered an area of concern. A goal mean in **bold underlined** represents re

District Summary Report by School - Spring 2007

Wayzata Public Schools

(Small Group Summary Display is ON)

Reading

Birchview Elementary School

Reading Goals Survey 2-5 MN V4						Word Recog / Vocabulary		Comprehension: Informational		Comprehension:		Literature	
Term	Grade	Student Count	Mean RIT	Std Dev	Median	Mean	Std Dev	Mean	Std Dev	Mean	Std Dev	Mean	Std Dev
Spring 2007	3	84	206.8	13.5	209	205.3	14.3	207.5	14.9	206.5	14.9	208.3	15.2
Fall 2006	3	82	195.5	14.5	197	192.3	15.1	195.6	16.3	197.0	16.6	196.8	15.6
Spring 2007	4	95	211.7	13.8	215	209.0	14.8	211.8	15.1	212.3	15.1	214.1	15.4
Fall 2006	4	94	202.9	15.1	205	200.7	15.8	204.6	15.8	202.6	17.9	203.4	16.4
Spring 2007	5	10	209.9	14.5	221	206.9	19.0	213.5	12.8	208.8	20.2	211.1	13.9
Reading Goals Survey 6+ MN V4						Word Recog / Vocabulary		Comprehension: Informational		Comprehension:		Literature	
Term	Grade	Student Count	Mean RIT	Std Dev	Median	Mean	Std Dev	Mean	Std Dev	Mean	Std Dev	Mean	Std Dev
Spring 2007	3	1	211.0		209	213.0		207.0		213.0		210.0	
Spring 2007	5	65	220.5	12.0	221	218.0	14.1	221.8	13.0	220.3	13.5	222.2	13.9
Fall 2006	5	76	211.9	12.6	213	209.5	13.8	212.6	14.6	213.1	14.6	212.1	13.3

Gleason Lake Elementary Sch.

Reading Goals Survey 2-5 MN V4						Word Recog / Vocabulary		Comprehension: Informational		Comprehension:		Literature	
Term	Grade	Student Count	Mean RIT	Std Dev	Median	Mean	Std Dev	Mean	Std Dev	Mean	Std Dev	Mean	Std Dev
Spring 2007	2	1	209.0		209	199.0		211.0		232.0		196.0	
Winter 2007	2	1	199.0		199	196.0		198.0		207.0		197.0	
Spring 2007	3	120	204.5	15.1	207	202.6	16.4	204.9	17.6	204.0	17.5	206.5	14.8
Fall 2006	3	122	196.7	15.4	198	195.4	16.2	194.9	16.3	197.0	18.3	199.8	17.1
Spring 2007	4	114	213.4	12.3	213	211.5	14.0	213.2	14.2	213.7	14.3	215.2	14.4
Fall 2006	4	116	208.6	12.7	210	206.8	15.0	208.7	13.5	208.8	14.6	210.6	14.2
Spring 2007	5	1	219.0		222	206.0		218.0		233.0		221.0	
Fall 2006	5	26	211.4	9.7	216	209.5	10.0	212.4	12.6	212.1	12.9	211.8	10.2
Reading Goals Survey 6+ MN V4						Word Recog / Vocabulary		Comprehension: Informational		Comprehension:		Literature	
Term	Grade	Student Count	Mean RIT	Std Dev	Median	Mean	Std Dev	Mean	Std Dev	Mean	Std Dev	Mean	Std Dev
Fall 2006	3	1	195.0		198	192.0		192.0		198.0		199.0	
Spring 2007	5	127	221.4	12.7	222	219.1	13.5	220.8	14.5	223.0	14.8	222.9	13.6
Fall 2006	5	104	216.2	13.2	216	214.3	14.6	215.9	15.8	216.7	14.5	218.3	13.9

Greenwood Elementary Sch.

Groups with less than 10 students are shown as selected, but may not be statistically reliable.
 * A goal mean in **bold italic** represents performance that might be considered an area of concern. A goal mean in **bold underlined** represents re

District Summary Report by School - Spring 2007

Wayzata Public Schools

(Small Group Summary Display is ON)

Reading

Greenwood Elementary Sch.

Reading Goals Survey 2-5 MN V4

Term	Grade	Student Count	Mean RIT	Std Dev	Median	Word Recog / Vocabulary		Comprehension: Informational		Comprehension:		Literature	
						Mean	Std Dev	Mean	Std Dev	Mean	Std Dev	Mean	Std Dev
Spring 2007	3	100	207.4	10.5	210	205.6	11.5	207.8	12.1	208.2	12.3	208.3	13.6
Winter 2007	3	1	194.0		194	193.0		194.0		189.0		201.0	
Fall 2006	3	100	199.7	12.8	202	198.1	13.8	199.2	14.9	201.2	13.5	200.8	14.8
Spring 2007	4	113	215.8	10.9	217	213.2	12.8	216.0	13.1	215.9	12.5	218.2	12.1
Fall 2006	4	114	209.2	11.5	211	207.0	12.5	209.1	14.7	209.6	12.3	211.1	12.3
Spring 2007	5	3	226.3	7.6	223	223.7	2.5	226.3	11.9	229.3	14.0	228.0	6.6

Reading Goals Survey 6+ MN V4

Term	Grade	Student Count	Mean RIT	Std Dev	Median	Word Recog / Vocabulary		Comprehension: Informational		Comprehension:		Literature	
						Mean	Std Dev	Mean	Std Dev	Mean	Std Dev	Mean	Std Dev
Spring 2007	5	113	221.2	11.9	223	218.9	13.1	220.7	13.2	221.8	13.2	223.7	14.1
Winter 2007	5	1	206.0		206	206.0		201.0		203.0		212.0	
Fall 2006	5	115	216.5	11.2	218	213.7	12.7	217.5	13.3	217.4	12.6	217.5	13.6

Kimberly Lane Elementary Sch.

Reading Goals Survey 2-5 MN V4

Term	Grade	Student Count	Mean RIT	Std Dev	Median	Word Recog / Vocabulary		Comprehension: Informational		Comprehension:		Literature	
						Mean	Std Dev	Mean	Std Dev	Mean	Std Dev	Mean	Std Dev
Spring 2007	3	121	208.0	11.1	209	206.5	13.4	208.3	13.6	207.2	12.6	210.3	12.1
Winter 2007	3	14	186.4	12.7	188	187.1	14.3	184.7	14.1	184.4	12.2	189.4	14.7
Fall 2006	3	119	200.8	13.4	203	197.2	15.3	199.8	14.8	202.8	14.7	203.7	14.8
Spring 2007	4	120	215.2	10.2	217	213.7	12.9	215.8	11.6	216.0	11.8	215.6	12.1
Winter 2007	4	13	195.9	10.9	200	193.8	11.8	197.0	10.0	195.3	13.5	197.5	14.2
Fall 2006	4	120	209.4	11.0	211	206.9	13.1	210.1	12.7	210.7	13.6	210.1	12.0
Fall 2006	5	4	219.3	10.0	216	213.8	15.5	220.0	14.3	223.3	8.7	218.3	12.9

Reading Goals Survey 6+ MN V4

Term	Grade	Student Count	Mean RIT	Std Dev	Median	Word Recog / Vocabulary		Comprehension: Informational		Comprehension:		Literature	
						Mean	Std Dev	Mean	Std Dev	Mean	Std Dev	Mean	Std Dev
Spring 2007	5	134	221.8	9.4	221	219.9	12.5	222.5	10.7	222.8	11.7	221.8	11.7
Winter 2007	5	6	205.2	8.6	208	201.2	6.5	206.3	7.2	204.8	12.1	208.3	13.8
Fall 2006	5	132	216.4	10.4	216	215.2	12.1	216.5	12.6	217.0	12.4	217.4	12.3

Oakwood Elementary Sch.

Groups with less than 10 students are shown as selected, but may not be statistically reliable.
 * A goal mean in **bold italic** represents performance that might be considered an area of concern. A goal mean in **bold underlined** represents re

District Summary Report by School - Spring 2007

Wayzata Public Schools

(Small Group Summary Display is ON)

Reading

Oakwood Elementary Sch.

Reading Goals Survey 2-5 MN V4						Word Recog / Vocabulary	Comprehension: Informational	Comprehension:	Literature				
Term	Grade	Student Count	Mean RIT	Std Dev	Median	Mean	Std Dev	Mean	Std Dev	Mean	Std Dev	Mean	Std Dev
Spring 2007	3	89	205.5	14.7	208	205.1	16.4	204.3	16.7	205.5	16.0	207.2	15.4
Fall 2006	3	91	197.1	15.2	199	194.1	15.6	196.9	16.1	197.9	17.0	199.7	18.7
Spring 2007	4	82	211.2	15.5	213	209.8	15.6	211.7	15.8	212.0	19.5	211.7	16.8
Winter 2007	4	1	197.0		205	187.0		199.0		200.0		201.0	
Fall 2006	4	81	203.6	19.0	209	200.1	21.2	205.4	21.2	<u>204.1</u>	20.1	205.1	18.5
Fall 2006	5	2	213.5	2.1	213	199.5	7.8	218.5	4.9	215.0	12.7	218.5	2.1
Reading Goals Survey 6+ MN V4						Word Recog / Vocabulary	Comprehension: Informational	Comprehension:	Literature				
Term	Grade	Student Count	Mean RIT	Std Dev	Median	Mean	Std Dev	Mean	Std Dev	Mean	Std Dev	Mean	Std Dev
Winter 2007	4	1	214.0		205	214.0		205.0		218.0		219.0	
Spring 2007	5	66	214.9	16.6	217	211.9	15.5	215.9	17.6	215.2	19.0	216.8	20.0
Winter 2007	5	4	199.3	22.2	197	200.5	31.8	198.3	20.5	202.5	11.8	195.5	25.5
Fall 2006	5	63	208.1	17.7	213	205.9	19.2	209.0	19.2	209.1	19.2	208.8	18.2

Plymouth Creek Elementary Sch.

Reading Goals Survey 2-5 MN V4						Word Recog / Vocabulary	Comprehension: Informational	Comprehension:	Literature				
Term	Grade	Student Count	Mean RIT	Std Dev	Median	Mean	Std Dev	Mean	Std Dev	Mean	Std Dev	Mean	Std Dev
Spring 2007	3	105	211.0	9.2	211	209.1	11.7	210.5	11.5	210.8	11.6	213.9	11.2
Winter 2007	3	16	197.4	16.0	199	193.1	20.3	197.9	17.9	200.9	18.5	196.4	15.5
Fall 2006	3	104	203.0	10.5	203	199.0	12.4	203.8	12.9	204.1	12.5	205.2	11.9
Spring 2007	4	90	217.8	9.2	218	215.0	11.5	218.2	10.7	217.3	12.5	220.9	10.9
Winter 2007	4	16	205.8	8.9	203	204.9	10.5	205.8	10.9	203.0	9.5	209.3	12.4
Fall 2006	4	86	212.3	9.0	212	207.4	11.9	213.9	11.1	214.4	10.8	213.8	10.2
Spring 2007	5	1	215.0		221	211.0		220.0		211.0		216.0	
Reading Goals Survey 6+ MN V4						Word Recog / Vocabulary	Comprehension: Informational	Comprehension:	Literature				
Term	Grade	Student Count	Mean RIT	Std Dev	Median	Mean	Std Dev	Mean	Std Dev	Mean	Std Dev	Mean	Std Dev
Fall 2006	4	3	217.0	3.0	212	213.3	7.1	221.3	9.1	216.7	3.1	217.3	7.5
Spring 2007	5	101	221.4	11.2	221	220.3	12.2	221.7	12.9	221.5	12.2	222.4	13.6
Winter 2007	5	93	216.9	11.6	217	215.4	12.7	216.4	14.1	217.5	13.5	218.1	12.7
Fall 2006	5	101	217.0	11.5	217	213.9	12.8	217.3	13.4	218.6	13.4	218.2	12.6

Groups with less than 10 students are shown as selected, but may not be statistically reliable.
 * A goal mean in **bold italic** represents performance that might be considered an area of concern. A goal mean in **bold underlined** represents re

District Summary Report by School - Spring 2007

Wayzata Public Schools

(Small Group Summary Display is ON)

Reading

Sunset Hill Elementary Sch.

Reading Goals Survey 2-5 MN V4

Term	Grade	Student Count	Mean RIT	Std Dev	Median	Word Recog / Vocabulary		Comprehension: Informational		Comprehension:		Literature		Mean	Std Dev
						Mean	Std Dev	Mean	Std Dev	Mean	Std Dev	Mean	Std Dev		
Spring 2007	2	89	191.9	12.3	192	191.2	12.9	189.7	14.9	192.0	13.8	194.6	13.4		
Spring 2007	3	84	205.9	14.1	209	205.0	14.2	204.7	16.3	207.6	17.8	206.3	13.9		
Winter 2007	3	15	189.5	9.3	190	190.3	10.3	190.3	10.4	189.7	8.5	186.9	12.6		
Fall 2006	3	84	196.5	14.9	197	195.1	15.2	196.1	16.3	197.0	16.1	197.5	17.8		
Spring 2007	4	91	210.9	13.6	213	208.1	14.5	210.9	15.7	210.7	14.5	<u>214.2</u>	16.0		
Winter 2007	4	32	196.7	10.5	198	195.1	10.9	195.8	12.9	196.4	12.0	<u>199.8</u>	12.2		
Fall 2006	4	96	202.6	15.9	204	200.3	16.8	202.8	17.7	203.0	17.7	204.1	16.9		
Spring 2007	5	3	217.7	5.8	222	<u>222.7</u>	11.0	<u>213.0</u>	6.1	219.7	6.1	217.0	2.0		
Winter 2007	5	1	172.0		198	171.0		<u>167.0</u>		<u>165.0</u>		<u>185.0</u>			

Reading Goals Survey 6+ MN V4

Term	Grade	Student Count	Mean RIT	Std Dev	Median	Word Recog / Vocabulary		Comprehension: Informational		Comprehension:		Literature		Mean	Std Dev
						Mean	Std Dev	Mean	Std Dev	Mean	Std Dev	Mean	Std Dev		
Spring 2007	5	95	219.5	12.2	222	219.4	13.8	219.2	13.1	220.5	14.3	218.9	14.1		
Winter 2007	5	17	198.8	9.6	198	<u>195.4</u>	11.5	197.8	10.0	201.1	9.4	200.9	12.4		
Fall 2006	5	96	215.5	12.8	216	213.6	15.5	214.7	13.8	216.9	14.2	217.4	15.0		

WAYZATA ALT

Reading Goals Survey 6+ MN V4

Term	Grade	Student Count	Mean RIT	Std Dev	Median	Word Recog / Vocabulary		Comprehension: Informational		Comprehension:		Literature		Mean	Std Dev
						Mean	Std Dev	Mean	Std Dev	Mean	Std Dev	Mean	Std Dev		
Fall 2006	9	23	217.1	13.4	215	216.0	14.8	218.6	14.2	216.4	16.3	217.3	14.7		
Fall 2006	10	13	214.4	13.1	217	215.3	10.0	213.3	14.8	214.9	21.5	214.3	13.1		
Fall 2006	11	8	218.0	6.1	219	<u>213.9</u>	9.4	220.4	5.5	220.8	10.5	217.3	7.6		
Fall 2006	12	20	227.2	10.9	228	225.2	11.9	228.5	13.6	225.9	13.0	228.9	11.8		

Wayzata Central Middle School

Groups with less than 10 students are shown as selected, but may not be statistically reliable.
 * A goal mean in ***bold italic*** represents performance that might be considered an area of concern. A goal mean in **bold underlined** represents re

District Summary Report by School - Spring 2007

Wayzata Public Schools

(Small Group Summary Display is ON)

Reading

Wayzata Central Middle School

Reading Goals Survey 2-5 MN V4							Word Recog / Vocabulary		Comprehension: Informational		Comprehension:		Literature		
Term	Grade	Student Count	Mean RIT	Std Dev	Median	Mean	Std Dev	Mean	Std Dev	Mean	Std Dev	Mean	Std Dev	Mean	Std Dev
Spring 2007	6	2	228.5	3.5	227	231.0	2.8	221.5	0.7	233.5	7.8	226.5	0.7		
Reading Goals Survey 6+ MN V4							Word Recog / Vocabulary		Comprehension: Informational		Comprehension:		Literature		
Term	Grade	Student Count	Mean RIT	Std Dev	Median	Mean	Std Dev	Mean	Std Dev	Mean	Std Dev	Mean	Std Dev	Mean	Std Dev
Spring 2007	6	314	225.5	11.5	227	224.2	12.8	225.8	13.8	225.8	12.8	226.4	13.4		
Spring 2007	7	287	226.7	11.4	228	225.5	13.5	227.6	13.9	226.6	12.1	227.1	12.9		
Spring 2007	8	323	231.9	11.3	233	230.9	13.1	232.8	12.6	230.8	12.8	233.8	14.5		

Wayzata East Middle School

Reading Goals Survey 2-5 MN V4							Word Recog / Vocabulary		Comprehension: Informational		Comprehension:		Literature		
Term	Grade	Student Count	Mean RIT	Std Dev	Median	Mean	Std Dev	Mean	Std Dev	Mean	Std Dev	Mean	Std Dev	Mean	Std Dev
Spring 2007	7	2	222.5	2.1	228	222.5	6.4	223.0	1.4	225.0	2.8	219.5	2.1		
Reading Goals Survey 6+ MN V4							Word Recog / Vocabulary		Comprehension: Informational		Comprehension:		Literature		
Term	Grade	Student Count	Mean RIT	Std Dev	Median	Mean	Std Dev	Mean	Std Dev	Mean	Std Dev	Mean	Std Dev	Mean	Std Dev
Spring 2007	6	221	223.1	14.0	226	221.3	15.2	222.9	15.6	223.8	15.0	224.1	15.5		
Fall 2006	6	12	210.1	15.1	213	211.4	14.6	209.8	14.9	209.7	16.7	209.8	18.3		
Spring 2007	7	258	226.2	13.1	228	223.9	15.4	227.2	14.1	226.5	14.1	226.9	14.6		
Spring 2007	8	254	229.5	12.7	232	229.7	14.6	229.8	14.6	229.0	12.9	229.7	14.9		

Wayzata High School

Groups with less than 10 students are shown as selected, but may not be statistically reliable.
 * A goal mean in **bold italic** represents performance that might be considered an area of concern. A goal mean in **bold underlined** represents re

District Summary Report by School - Spring 2007

Wayzata Public Schools

(Small Group Summary Display is ON)

Reading

Wayzata High School

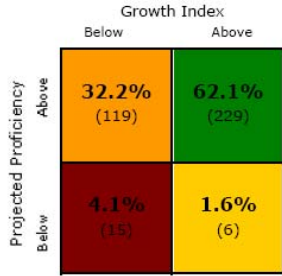
Reading Goals Survey 6+ MN V4						Word Recog / Vocabulary		Comprehension: Informational		Comprehension:		Literature			
Term	Grade	Student Count	Mean RIT	Std Dev	Median	Mean	Std Dev	Mean	Std Dev	Mean	Std Dev	Mean	Std Dev	Mean	Std Dev
Spring 2007	9	24	216.9	13.3	216	216.3	14.8	218.5	14.6	215.1	15.9	217.4	13.7		
Spring 2007	10	26	216.3	14.8	216	217.6	17.5	215.2	13.9	215.3	19.6	216.4	17.6		
Spring 2007	11	2	219.0	1.4	219	<u>222.0</u>	1.4	221.0	4.2	<u>215.5</u>	3.5	218.5	0.7		
Spring 2007	12	5	219.8	23.5	222	221.6	30.1	<u>224.8</u>	21.5	217.2	23.4	<u>216.0</u>	19.9		

Wayzata West Middle School

Reading Goals Survey 6+ MN V4						Word Recog / Vocabulary		Comprehension: Informational		Comprehension:		Literature			
Term	Grade	Student Count	Mean RIT	Std Dev	Median	Mean	Std Dev	Mean	Std Dev	Mean	Std Dev	Mean	Std Dev	Mean	Std Dev
Spring 2007	6	222	226.0	9.3	226	224.1	11.5	227.1	11.5	226.1	10.8	226.3	11.9		
Spring 2007	7	250	228.0	11.1	230	226.2	13.6	229.3	12.6	226.9	12.2	230.0	14.1		
Spring 2007	8	244	231.5	10.0	232	231.1	13.1	233.0	11.2	231.1	11.7	230.7	13.2		

Groups with less than 10 students are shown as selected, but may not be statistically reliable.
 * A goal mean in ***bold italic*** represents performance that might be considered an area of concern. A goal mean in **bold underlined** represents re

Reading Quadrant



Quadrant Legend:

- Below Growth: Student's growth index is less than zero

- Above Growth: Student's growth index is greater than or equal to zero

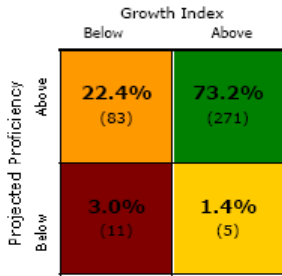
- Above Proficiency: Student's performance is projected to be above the state standard

- Below Proficiency: Student's performance is projected to be below the state standard

Grade	Student Count for Growth	% Growth	Student Count for Season	% Proficient	% Median
3	118	63.6%	121	95.0%	79.3%
4	118	61.0%	120	91.7%	81.7%
5	133	66.2%	134	95.5%	87.3%

Grade	for Growth	% Growth	for Season	% Proficient	% Median
3	118	63.6%	121	95.0%	79.3%
4	118	61.0%	120	91.7%	81.7%
5	133	66.2%	134	95.5%	87.3%

Mathematics Quadrant



Quadrant Legend:

- Below Growth: Student's growth index is less than zero

- Above Growth: Student's growth index is greater than or equal to zero

- Above Proficiency: Student's performance is projected to be above the state standard

- Below Proficiency: Student's performance is projected to be below the state standard

Grade	Student Count for Growth	% Growth	Student Count for Season	% Proficient	% Median
3	118	76.3%	121	95.0%	88.4%
4	118	75.4%	120	95.8%	90.8%
5	134	72.4%	135	95.6%	95.6%

**Birchview Elementary School
2006/2007 Alternative Compensation
Goal Outcome**

Birchview Elementary Goal

One percent of the students at Birchview Elementary will improve achievement in the area of mathematics as measured by moving from the *Missed Targeted Growth* level to the *Achieved Targeted Growth* level comparing the mathematics growth portion of the spring 2007 Measures of Academic Performance (MAP) standardized assessment with the spring 2006 Wayzata Achievement Levels Test (WALT). MAP data source – NWEA, WALT data source Just 5 Clicks (*direct comparison limitations should be noted*)

Data Table

School Year	2005/2006	2006/2007	
% of Students Making Targeted Growth	70.3	79.4	<i>% Gain</i> 9.1

In analyzing Measures of Academic Progress (MAP) *growth* data in mathematics for the 2006/2007 school year, it was found that Birchview Elementary students performed at the high end of growth achievement for the Wayzata School District students and above the 95% nationally. It should be noted that Birchview Elementary student mean RIT scores were very close to the Wayzata average range in third, fourth, and fifth grades (years tested). The following data is of course only a single measure perspective of student performance and should be viewed with this consideration and caution in mind:

Mean Growth

Birchview Mean Growth 3rd Grade - 15.7 (expressed in RIT points)
 Wayzata Mean Growth 3rd Grade - 13.0
 Birchview Mean Growth 4th Grade - 13.2
 Wayzata Mean Growth 4th Grade - 10.6
 Birchview Mean Growth 5th Grade - 13.5
 Wayzata Mean Growth 5th Grade - 10.2

Percentage of Students Meeting or Exceeding Growth Targets

Birchview Percent Meeting Growth 3rd Grade - 78.8
 Wayzata Percent Meeting Growth 3rd Grade - 72.5
 Birchview Percent Meeting Growth 4th Grade - 78.7
 Wayzata Percent Meeting Growth 4th Grade - 65.9
 Birchview Percent Meeting Growth 5th Grade - 81.1
 Wayzata Percent Meeting Growth 5th Grade - 68.4

Percent of Target

Birchview Percent of Target 3rd Grade - 167.6
 Wayzata Percent of Target 3rd Grade - 141.0
 Birchview Percent of Target 4th Grade - 163.9
 Wayzata Percent of Target 4th Grade - 133.4
 Birchview Percent of Target 5th Grade - 167.2
 Wayzata Percent of Target 5th Grade - 135.4

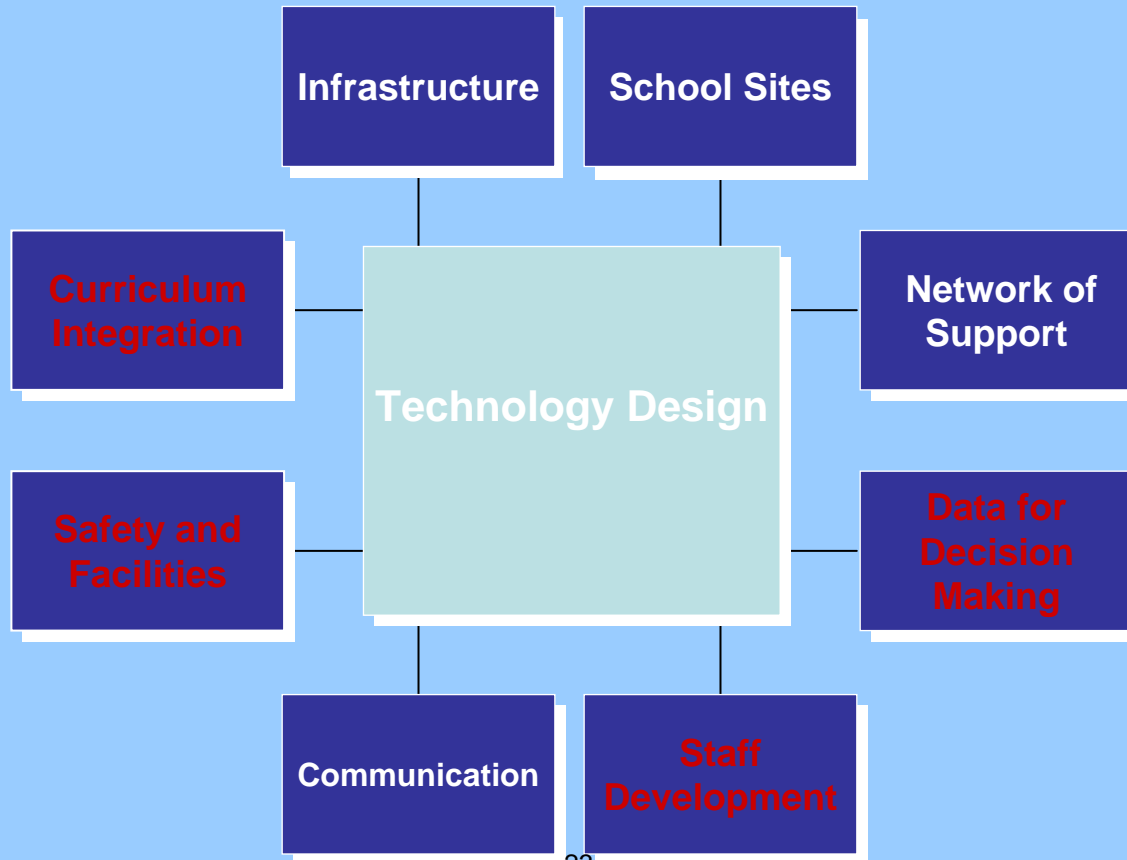
Mean RIT Score

Birchview Mean RIT Score 3rd Grade - 215.6
 Wayzata Mean RIT Score 3rd Grade - 215.3
 Birchview Mean RIT Score 4th Grade - 225.0
 Wayzata Mean RIT Score 4th Grade - 225.6
 Birchview Mean RIT Score 5th Grade - 234.3
 Wayzata Mean RIT Score 5th Grade - 235.0

Technology Plan
Update
August 2007

**Wayzata Public
Schools
District 284**

Model of Excellence Technology Plan - Design



Technology Plan Update

Year One Highlights

Key Milestones

- Consistency in desktop operating systems achieved
- Wireless being install at WHS
- Wireless started at Middle Schools
- District Computers are now less than 3 years old
- Secondary schools converted to Windows platform
- Majority of elementary staff computers are Windows
- 248 projection/sound fields installed (by summer end)
- Projector system priority set by curriculum review area Science, Art, Math (grades 3,4,5), EDT and Business

Technology Plan Update Year One Highlights

Data for Decision Making

- Electronic grade book implemented with parent access
- Electronic report card implemented for secondary
- Electronic progress report implemented for elementary
- Data warehouse tool use expanded (used for site goals)
- Site coaches established for data, grade book and testing

Technology Plan Update Year One Highlights

Staff Development

- Teachers met goal of training on all new classroom tools
- Almost \$50,000 spent on teacher staff development
- New support contracts for grade book, MAP Testing, data warehouse use and technology integration
- Tech skills inventory developed and taken by all staff
- Technology training plan developed for teachers

Technology Plan Update

Year One Highlights

Curriculum Integration

- **Science:** smart boards, document cameras, probes, software
- **Math:** Grades Three and Four smart boards
- **Art:** projectors and software
- **Engineering, Design & Technology:** upgrade business labs & software, new graphics lab, middle school design software with mill, Student Portfolio System use at middle schools
- **IPOD project for Asian Studies**
- **400+ teachers have participated in training**
- **Teachers required to take training on new tools**
- **Integration coaches/mentors established at schools**

Technology Plan Update Year One Highlights

Facilities and Safety

- **Electronic door access**
- **WHS security cameras upgraded; middle schools added**
- **Elementary security camera project started**
- **New staff badge system and a visitor badge system being implemented**

Questions

August 2007
Wayzata Public School Board
Technology Plan Update
Background Information Document

1. Technology Plan Update – Referendum Goals

The Wayzata School Board, together with the CTAC and CFAC established the following referendum priorities:

- **Improve the replacement cycles for computers and audio/video equipment to a level that is consistent with those found at businesses and major universities:**
 - **Computers 3 years**
 - **Audio/Video 5 years**
- **Move to one common computer platform (Windows) that is in use by most businesses, universities, and homes;**
- **Significantly enhance the instructional capabilities of teachers;**
- **Deploy additional computer-based learning and enhanced curriculum tools and software to better prepare students for college and for life in general;**
- **Classroom video and data workstations to replace obsolete audio and video systems and enhanced teaching capabilities with integrated access to the Internet, the network, and advanced curriculum software;**
- **Additional staff development dollars to ensure our teachers’ capabilities are up-to-date and that the technology gets deployed successfully;**
- **Create a partnership between school and the home;**
- **Expanded access for data for all schools to allow parents to see how their children are progressing;**
- **Students will be able to e-mail teachers and have access to software applications;**
- **A computer store and support center for the district will provide affordable access to computers for students as well as computer support; and**
- **A wireless network will allow students and staff to connect to the network in school buildings.**

The \$2.25 million of new referendum revenue is targeted specifically for:

- | | |
|---|---------------|
| • Advanced classroom curriculum tools, software staff, development, and classroom infrastructure | \$625k |
| • Reduced life cycles for computers and A/V | \$566k |
| • Teacher classroom video and data workstations | \$410k |
| • Support staff for teachers and students | \$235k |
| • Student support software (including student and grade book) | \$219k |
| • Other technology staff increases/technology support | \$157k |

2. Technology Plan Update – Budget Summary

2006-2007 School Year

2007-2008 School Year

3. Technology Plan Update - Work Plan Activities

A. Year 1: 2006-2007 School Year Status

Infrastructure

- Replace mission critical computers **Completed**
- Upgrade Internet to 30mps **Completed**
- Establish wireless backbone for network **Completed**
- Upgrade core switches **Completed**
- Add switches as needed for classroom tools **In Process**
- Upgrade GroupWise email system **Completed**
- Perform network technology audit; set priorities **In Process**
- Review options for telecommunications partnerships **In Review**
- Explore options for fiber/Internet backup **In Review**
- Review media software (pilot Sagebrush) **Complete**
- Choose library automation software **In Review**
- Review options for district telephone system **Completed**
- Develop a technology system review/approval process **Incomplete**
- Maintain network **Ongoing**

Network of Support

- Add Technology Integration Specialist Position **Completed**
- Add Video Support Position **Completed**
- Expand Technology Secretary Position **Completed**
- Establish Data Coach contracts **Completed**
- Develop staffing recommendations for 2007-2008 year **Completed**
- Identify budget for tech support network training **Completed**
- Review Technology Paraprofessional Position/role **Completed**
- Review staffing for Tech Office, HR-Fin and Student System **In Process**

Staff Development

- Establish technology staff development budget of at least \$50,000 **Completed**
- Implement a technology skills inventory tool **Completed**
- Staff complete technology skills inventory **Completed**
- CTIRC required training for new technology tools **Completed**
- Provide training for staff on video/data workstations **Completed**
- Establish staff development priority setting process/plan and calendar **Completed**
- Provide for Tech Camp in support of schools **Completed**
- Provide for 'Just 5 Clicks' training **Ongoing**
- Implement Grade Book and Elementary Progress Report **Completed**
- Provide for grade book training **Completed**
- Provide for electronic progress report training **Completed**
- In spring, set priorities for 2007-2008 school year **Completed**

School Site Technology

- Mission critical computer replacement **Completed**
- Implement new computers/OS in elementary labs **Completed**
- Implement windows desktop platform at Secondary **Complete**
- Install video/data workstations (about 100) **Completed**
- Implement portable video labs for 1/3 of schools **Completed**
- Upgrade all Media Center computers **Completed**
- Implement wireless capability for secondary schools **In Process**
- Implement NWEA Testing for district **Completed**
- Participate in state on-line testing initiative **Completed**

Curriculum Integration and Tools

- Establish Technology Integration Specialist Position **Completed**
- Establish and operate CTIRC for tools/software **Completed**
- Establish CTIRC tools and software review process **Completed**
- Establish tool and software standards through CTIRC **Ongoing**
- Establish model classrooms **Completed**
- Recommend additional staffing for integration **Completed**
- Implement Science and Art video/data workstations **Completed**
- Provide training on Science and Art workstations **Completed**
- Establish dedicated staff development budget **Completed**
- Install Science and Art tools per curriculum review **Completed**
- Provide training on Science and Art tools **Completed**
- Identify and purchase elementary lab software **In Process**
- Review and make recommendations for new classroom software **Ongoing**
- Review and make recommendations for on-line tools **Ongoing**
- Pilot Pod Casting **Completed**
- Pilot other classroom tools **Ongoing**
- Review options for classroom on-demand video **Completed**

Communications

- Maintain District and School Web Sites **Ongoing**
- Implement enhanced web content management system **Completed**
- Implement Digital Initiative Tool for Peer Review System **Completed**
- Implement Digital Initiative Tool for Curriculum System **Completed**
- Establish process for prioritizing Digital Initiative Requests **Not Complete**
- Establish Web Site Standards **Completed**
- Implementation of Web Site Standards and Guidelines **In Process**
- Maintain Web Site Editor Contracts **Ongoing**
- Review of Web Site content format and make changes **Completed**
- Choose standard electronic survey tool for district **Completed**
- Cable TV operation **Ongoing**

Data for Decision Making

- Implement on-line grade book for secondary schools **Completed**

- Implement on-line elementary report card **Completed**
- Expand use of data warehouse tool ‘Just 5 Clicks’ **Ongoing**
- Maintain HR-FIN **Ongoing**
- Maintain Student System **Ongoing**
- Maintain Culinary System **Ongoing**
- Maintain Transportation System **Ongoing**
- Maintain Media system **Ongoing**
- Implement Data Coach Contracts **Completed**
- Continued training for grade book and progress report **Completed**
- Identify additional staffing for student systems and HR FIN **In Process**

Facilities and Safety

- Upgrade WHS security cameras **Completed**
- Implement Middle School security cameras **Completed**
- Implement visitor badge system at pilot schools **Completed**
- Finish electronic door access **Completed**
- Implement new staff badge system **Completed**
- Enhance radio communications capability **In Process**

B. Year 2: 2007-2008 School Year Status

Infrastructure

- Replace computers per replacement cycle. (300 summer 07) **In Process**
- Server Upgrade **In Process**
- Expand wireless backbone per curriculum priorities **In Process**
- Review network expansion to 10 gigabit **In Review**
- Develop Storage Plan **In Review**
- Add switches as needed for classroom tools **In Process**
- Implement fiber telecommunications partnerships **In Review**
- Implement on-demand video system (as needed) **In Process**
- Perform Cable TV technology audit; develop plan **In Process**
- Implement options for fiber/Internet backup **In Review**
- Implement new media software as necessary **In Review**
- Implement enhancements for district telephone system **Completed**

Network of Support

- Add Elementary Technology Integration Specialist Position **Completed**
- Revamp 2006 Technology Integration Specialist to Secondary **Completed**
- Hire additional Technology Specialist II Position for Tech Office **In Review**
- Expand Technology Para to 10 months **Completed**
- Establish Technology Integration Mentor Contracts **Completed**
- Hire an additional Technology Specialist II for student system **In Review**
- Establish development budget for tech support network (\$10,000) **Completed**

Staff Development

- Provide \$50,000 for CTIRC staff development **Completed**

- Provide \$10,000 for district wide technology training **Completed**
- Provide \$10,000 for technology support network training **Completed**
- New staff to take technology skills inventory tool **Planned**
- Provide training for staff on video/data workstations **Planned**
- In spring, establish 2008-2009 staff development priorities **Planned**
- Provide for 'Just 5 Clicks' training **Ongoing**
- Provide for grade book and progress report training **Ongoing**
- Update and maintain training plan and calendar for staff development **Planned**

School Site Technology

- Computer replacement per replacement cycle **In Process**
- Install video/data workstations (approximately 168) **In Process**
- Implement portable video labs for 1/3 of schools **In Process**
- Maintain electronic grade book at secondary schools **Ongoing**
- Maintain electronic progress report at elementary **Ongoing**
- NWEA Testing for district **Ongoing**
- Participate in state on-line testing initiative **Planned**

Curriculum Integration and Tools

- Establish Elementary Technology Specialist Position **Completed**
- Operate CTIRC for tools/software **Scheduled**
- Maintain tool and software standards through CTIRC **Planned**
- Maintain model classrooms **Completed**
- Implement video/data workstations per curriculum review and tech plan **In Process**
- Provide training on video/data work stations and on-demand video **Planned**
- Purchase tools per curriculum review **Complete**
- Provide training on curriculum review process tools **Planned**
- Maintain elementary/middle school lab software **In Review**
- Review and make recommendations for new software **Planned**
- Review and make recommendations for on-line tools **Planned**
- Implement on-demand classroom video tool (as recommended) **Piloting**
- Technology Specialist work with Integration Mentors & teacher support **In Process**

Communications

- Maintain District and School Web Sites **Ongoing**
- Continue Digital Initiative **Ongoing**
- Set priorities for Digital Initiative work **Incomplete**
- Maintain Web Site Standards **Incomplete**
- Maintain Web Editor contracts **Completed**
- Cable TV operation **Ongoing**
- Review IP Phone Options **Planned**

Data for Decision Making

- Maintain on-line grade book for secondary schools **Ongoing**

- Maintain on-line elementary report card **Ongoing**
- Maintain data warehouse tool “Just 5 Clicks’ **Ongoing**
- Maintain HR-FIN set priorities for further automation **Planned**
- Maintain Student System **Ongoing**
- Maintain Culinary System **Ongoing**
- Maintain Transportation System **Ongoing**
- Maintain Media system **Ongoing**
- Maintain Data Coach contracts **Completed**
- Continued training for grade book and progress report **Scheduled**

Facilities and Safety

- Implement elementary school security cameras (one third) **Completed**
- Enhance radio communications capability (WHS, WEST) **Ongoing**
- Develop a plan for PA and clock enhancement/replacement **Planned**
- Visitor Badge System implemented for High School **In Process**

REVENUE

	2007-08	2008-09
Pupil Units	11,483	11,483
Aid/Pupil	\$ 40.00	\$ 55.00
Total Revenue	\$ 459,320	\$ 631,565
Sum, both years	\$ 1,090,885	

EXPENDITURES

Engineering Study of WHS Chillers	\$ 10,000		
Engineering Study of Boilers, all schools	\$ 15,000		
Ice Resurfacers: Lease Payment	\$ 20,000		
Classroom Furnishings	\$ 3,000		
Lockset Replacement	\$ 20,000		
Painting and Flooring Replacement	\$ 40,000		
Reserve for WHS chiller replacement	\$ 351,320	\$ 198,680	(\$550,000 total)
Reserve for allocation with FY09 budget	\$ -	\$ 432,885	
TOTAL	\$ 459,320	\$ 631,565	

One-Time Operating Capital Revenue

FY 2008 and FY 2009

FY08 Estimated Revenue:	\$459,320
FY09 Estimated Revenue:	\$631,565
Sum, both years:	\$1,090,885

Recommendations of the Operating Capital Committee:

1. For FY08, expenditure possibilities are limited because of timing (it was too late to plan summer improvement projects when the law was enacted to authorize this revenue). Therefore the bulk of the money will be reserved for next year.
2. Major recommendation: Reserve \$550,000 (approximately half of the money for both years) for replacement of the two chillers at the high school. This cost may be in the vicinity of \$1 million, and will likely have to be made within 3-4 years.
3. Engineering studies: For FY08, budget \$10,000 for an engineering study of the high school chillers. Also budget \$15,000 for an engineering evaluation of all boilers in the district, with the objective of determining which should be replaced due to inefficiency, wear, or obsolescence.
4. Ice resurfacers machine: budget \$20,000 for FY08 for the first year payment on a new ice resurfacers. The existing machine is prone to failure and is in need of replacement. This cost will be recovered through the ice arena operating levy, but with a lag time of a year or two.
5. Furniture: Budget \$3,000 for FY08 for classroom furnishings. The need to furnish an additional classroom at SSH emerged after all other capital money for this purpose had been committed to other needs.
6. Locksets: Budget \$20,000 for acquisition of locksets. Most classroom doors cannot be locked from inside the room, yet the state now mandates periodic "lock-down" drills for emergency preparedness. We have begun to replace the existing locksets with new ones that can be locked (with a key, by the teacher) from inside. Oakwood has been completed and work has begun at WMS. The district grounds crew performs the labor as time permits. The cost is approximately \$10,000 per elementary school for the hardware.
7. Painting and Flooring: Budget \$40,000 for FY08 for painting and flooring replacement. This is a modest amount but is about all that can be done during school breaks this year. Painting and flooring are high-visibility improvements and are areas where we have fallen behind over time.

The remainder of the one-time capital money will be reserved and will be allocated during the capital budget process for FY09, along with other operating capital and deferred maintenance revenue. The committee was not able to identify other high-need areas where we have enough time to make the improvements or acquisitions during FY08.

WAYZATA PUBLIC SCHOOLS

Independent School District 284
Wayzata, Minnesota

BOARD OF EDUCATION

Regular Meeting - September 10, 2007 - 7:30 PM
Wayzata City Hall
600 Rice Street, Wayzata

AGENDA

1. CALL TO ORDER/ROLL CALL
2. APPROVAL OF AGENDA AND CONSENT AGENDA ITEMS
Consent Agenda items are considered to be routine in nature and will be enacted by one motion. There will be no separate discussion of these items unless a Board member or citizen so requests, in which event the item will be removed as a Consent Agenda item and addressed. Consent Agenda Items are as follows:
 - A. Approval of Minutes
 1. Regular Meeting - August 13, 2007
 - B. Authorize Holding a Regular Board Meeting on Columbus Day, October 8 2007
 - C. Approve Election Judge Salaries for the November 6, 2007 General Election
 - D. Approval of the Changes in the WMEP Joint Powers Agreement - Second Engrossment
 - E. Addition to School Board Meeting Schedule
 1. Schedule Special Board Meeting - September 24, 2007
 - F. Systems Accountability Report
 - G. Finance and Business Recommendations
 - H. BID AWARD: Ice Resurfacer
 - I. Approval of Lease Purchase Agreement for Ice Resurfacer
 - J. Human Resource Recommendations
3. STUDENT CURRICULUM PRESENTATION
4. SESQUICENTENNIAL MOMENTS - J. Brandl
5. RECOGNITIONS
 - A. July Employee of the Month - Spec. Serv. - Kristina Lybeck
 - B. August Employee of the Month - Debra Stomkowski
 - C. September Employee of the Month -
 - D. Wayzata Public Schools 2007 Retirees
6. REPORTS FROM ORGANIZATIONS
This section of the agenda provides the opportunity for parent, teacher, and/or student associations/organizations to provide the School Board with reports/updates.
 - A. Student Council
7. SUPERINTENDENT'S REPORTS AND RECOMMENDATIONS
 - A. Superintendent
 1. Report on the Start of the 2007-2008 School Year
 - B. Curriculum and Instruction
 1. Summer School Report - Jim Brandl, Steve Mumma, Shelly Nelson, Lori Fildes
 - C. Finance and Business Services
 1. Monthly Financial Reports
 - D. Human Resource Services
 1. Approval of the Contract with the Wayzata Education Association for 2007-2009
8. OTHER BOARD ACTION
 - A. Superintendent Evaluation/Compensation Committee - Linda Cohen - Report on Superintendent Performance Review for 2006-2007
 - B. Resolution Relating to the Election of School Board Members and Calling the School District General Election
 - C. Resolution Relating to the Appointment of Election Judges for the General Election on November 6, 2007

9. AUDIENCE OPPORTUNITY TO ADDRESS SCHOOL BOARD
This section of the agenda provides an opportunity for those who have called and placed their names on the list and for members of the audience to address the School Board.
10. BOARD REPORTS
11. NEW BUSINESS
12. ADJOURN

POSTED: 090607

WAYZATA PUBLIC SCHOOLS

Independent School District 284
Wayzata, Minnesota

BOARD OF EDUCATION

Work Session – August 27, 2007

AGENDA SECTION: 7. **ADJOURN**

ITEM: _____

COMMENTS BY: Board Chair Cohen

If there is no additional business before the School Board, the Chair will adjourn the meeting.