



NOTICE is hereby given that the Collin County Community College District Board of Trustees will hold its Regularly Scheduled Meeting on Tuesday, April 27, 2021, at the Collin Higher Education Center, 3452 Spur 399, McKinney, TX 75069 ("CHEC").

Locations

Collin Higher Education Center
McKinney, Texas

Courtyard Center
Plano, Texas

Frisco Campus

McKinney Campus

Plano Campus

Public Safety Training Center
McKinney, Texas

Rockwall Center

Technical Campus
Allen, Texas

Wylie Campus

iCollin

www.collin.edu

Board of Trustees

J. Robert Collins, Ph.D.,
Chair

Andrew Hardin,
Vice Chair

Jim Orr,
Secretary

Raj Menon, Ph.D.,
Treasurer

Stacy Anne Arias
Stacey Donald, Ph.D.

Greg Gomel
Fred Moses

Jay Saad

District President

H. Neil Matkin, Ed.D.
3452 Spur 399
P.O. Box 8021
McKinney, Texas 75070
P | 972.758.3800
F | 972.758.3807
nmatkin@collin.edu
www.collin.edu

CALL TO ORDER 5:30 p.m., Board Room 139, CHEC.

ADJOURNMENT TO CLOSED OR EXECUTIVE SESSION

Adjournment to Board Conference Room 135, CHEC, for closed or executive session pursuant to the Texas Government Code Chapter 551.001 et seq., to wit:

Section 551.072 - Deliberations Regarding Real Property

a. Discuss the purchase, exchange, lease, or value of property available around one new college campus and potential campus projects

Section 551.074 - Personnel Matters

a. Discuss employment, evaluation, or discipline of three college employees

Section 551.071 - Consultations with Attorney

a. Discuss pending litigation in the *Burleson, et al. v. Collin College* matters (Cause No. 05-21-00088-CV on appeal 5th District COA, Cause No. 20-40318 on appeal 5th Circuit COA, and SOAH Dockets 407-20-4013.F5 and 407-20-4051.F5)

b. Discuss and receive legal advice regarding contemplated litigation involving allegations by three non-renewed faculty members

c. Consultation with the College's General Counsel or external counsel on a matter in which the attorneys have an ethical duty of confidentiality

RECONVENE REGULAR MONTHLY MEETING: 7:00 p.m., Board Room 139, CHEC.

Reconvene into regular session and take any action necessary as a result of the closed or executive session.

1. Pledges of Allegiance

PUBLIC COMMENT ON AGENDA ITEMS (LISTED BELOW)

Public comment cards are available and accepted on-site for one hour prior to the start of the meeting. Comment cards are not transferable to other speakers. Comments addressing agenda items will be heard at the beginning of the meeting, in order of the corresponding agenda item, for the allotted thirty minutes or until all agenda-related comments have been heard. All comments related to non-agenda items will be heard at the end of the Board Meeting. Speakers who submit public comment cards may have up to three minutes to address the Board. No presentation shall exceed three minutes, unless a

translator is required, in which case up to six minutes can be used. The Board encourages but does not require delegations of more than five individuals to appoint one person to present the delegation's views before the Board.

PRESENTATIONS

1. Phi Theta Kappa Recap of 2020 - Wendy Gunderson, Administrator of Collin's Alpha Mu Tau Chapter of Phi Theta Kappa
2. Student Government Association (SGA) Resolution Presentation - Juan Sanchez, SGA President
3. Great Colleges to Work For - Floyd Nickerson, Chief Human Resources Officer

CONSIDERATION OF CONSENT AGENDA

The purpose of the consent agenda is to allow the Board to identify and approve action items which require no additional information or discussion and for which there is unanimous approval to be enacted in one motion. Trustees receive agenda materials four days in advance of the meeting to prepare for the business to be conducted.

Approval of April 27, 2021 Consent Agenda Items

2021-04-C1

Approval of the Minutes of the March 23, 2021 Regular Meeting

2021-04-C2

Presentation of the Personnel Report for April 2021

C2a. Administrative Appointment

C2b. Faculty Appointments

C2c. Staff Appointments

C2d. Promotions and Lateral Changes

C2e. Resignations and Terminations

CONSIDERATION OF ACTION ON AGENDA ITEMS

2021-04-1

Report Out of the Campus Facilities and Construction Committee and Consideration of Approval of the Guaranteed Maximum Price #2 ("GMP" #2) from Skanska USA Building, Inc. ("Skanska") for the Construction of the New Kitchen Addition at Alumni Hall and Building Renovations and Exterior Improvements at Alumni Hall, Founders Hall, Lawler Hall, and Heritage Hall at the Frisco Campus

2021-04-2

Consideration of Approval of the New Bachelor of Applied Science Degree Program with a Major in Construction Management

2021-04-3

Consideration of Approval of the Bid Report for April 27, 2021

PUBLIC COMMENTS *(If required in accordance with HB 2840.)*

Non-agenda public comments will be heard at this time.

INFORMATION REPORTS

Information Item – Mental Health Support for Full-Time Faculty

Statement of Net Position as of March 31, 2021

Summaries of Current Funds, Revenue, & Expenses as of March 31, 2021

Monthly Investment Report as of March 31, 2021

Gifts-In-Kind as of March 31, 2021

Quarterly Foundation Report as of February 28, 2021

Quarterly Investment Report as of February 28, 2021

Quarterly Purchasing Report as of March 31, 2021

AECOM Monthly Report for March 2021

PRESIDENT’S AND BOARD ANNOUNCEMENTS

Comments on: Workshops, Seminars, and Conferences taking place at the College; Awards Received; Accomplishments, Appointments at the Local, State, and National Level; Published Articles and Newspaper Reports; and Upcoming Events.

RECONVENE TO CLOSED OR EXECUTIVE SESSION

Adjournment to Board Conference Room 135, CHEC, for closed or executive session pursuant to the Texas Government Code Chapter 551.001 et seq., to wit:

If during the course of the meeting covered by this notice, the Board of Trustees should determine that a closed or executive session of the Board of Trustees or a consultation with the attorney for the College should be held or is required, then such closed or executive session or consultation with attorney as authorized by the Texas Open Meetings Act, Texas Government Code Chapter 551.001 *et. seq.*, will be held by the Board of Trustees at the date, hour, and place given in this notice as the Board of Trustees may conveniently meet in such closed or executive session or consult with the attorney for the College concerning any and all subjects and for any and all purposes permitted by the Act, including, but not limited to, the following:

Texas Government Code Section:

551.071 - Private consultation with attorneys of the College

551.072 - Discussing purchase, exchange, lease, or value of real property

551.074 - Discussing personnel matters


RECONVENE REGULAR MONTHLY MEETING, IF NEEDED: Board Room 139, CHEC.

ANNOUNCEMENTS/ADJOURNMENT

Dr. J. Robert Collins
Chairman, Board of Trustees

**AS REQUIRED BY STATE LAW, this meeting is open to the public, but please exercise public health precautions when considering whether to attend. The District may utilize social distancing efforts within the Boardroom to reduce physical proximity of attendees. Therefore, members of the public who wish to watch the Board Meeting in real time via live stream may do so by clicking on the "Live Stream and Videos" tab at the following link:
https://www.collin.edu/leadership/board_of_trustees.html.**

I certify that the notice for this meeting was posted on April 21, 2021 at 5:00 p.m., in compliance with the Texas Open Meetings Act.


For the Board of Trustees

CONSENT AGENDA ITEMS TO BE CONSIDERED

2021-04-C1 Approval of the Minutes of the March 23, 2021 pg. 6
 Regular Meeting

2021-04-C2 Presentation of the Personnel Report for April 2021 pg. 11

April 27, 2021

SUBJECT:

Approval of the Minutes of the March 23, 2021 Regular Meeting

RECOMMENDATION:

The District President recommends approval of the minutes of the March 23, 2021 Regular Meeting.


RESOURCE PERSONNEL:

Kristy Horkman, Executive Assistant to the District President/Secretary to the Board

ATTACHMENTS:

- A) March 23, 2021 Regular Meeting Minutes

Respectfully Submitted By:



Kristy Horkman, Executive Assistant to the District President/Secretary to the Board

**Minutes of Regular Meeting
March 23, 2021**

**Board of Trustees
Collin County Community College District**

Collin County Community College District conducted a Work Session and its Regular Monthly Board of Trustees meeting on Tuesday, March 23, 2021, at the Collin Higher Education Center, 3452 Spur 399, McKinney, TX 75069 ("CHEC"), with Chairman Dr. Robert Collins presiding. Trustees in attendance were Dr. Robert Collins, Mr. Andy Hardin, Mr. Jim Orr, Dr. Raj Menon, Mr. Greg Gomel, Mr. Jay Saad, Mr. Fred Moses, Dr. Stacey Donald, and Ms. Stacy Arias.

WORK SESSION

With a quorum of the Board of Trustees present, Chairman Collins called the Work Session to order at 5:30 p.m. in Board Conference Room 135 at CHEC.

DISCUSSION ITEMS

1. Legislative Update – Steve Matthews, Vice President of External Relations
2. CARES Act Funding Update – Dr. Sherry Schumann, Executive Vice President
3. SB212 Quarterly Update – Dr. Sherry Schumann, Executive Vice President

CONVENE REGULAR MEETING: Board Room 139, CHEC.

ADJOURNMENT TO CLOSED OR EXECUTIVE SESSION

Chairman Collins adjourned the regular meeting to Board Conference Room 135, CHEC, for closed or executive session pursuant to the Texas Government Code Chapter 551.001 et seq., to wit at 6:24 p.m.

Section 551.071 - Consultations with Attorney

- a. Discuss pending litigation in the *Burleson, et al. v. Collin College* matters (Cause No. 05-21-00088-CV on appeal 5th District COA, Cause No. 20-40318 on appeal 5th Circuit COA)
- b. Discuss and receive legal advice regarding contemplated litigation involving allegations by three non-renewed faculty members
- c. Consultation with college's General Counsel on a matter in which the attorney has an ethical duty of confidentiality

RECONVENE REGULAR MEETING: 7:53 p.m., Board Room 139, CHEC.

1. Pledges of Allegiance

PUBLIC COMMENT

The following individuals made public comments: Betsy Friauf, Lorena Rodriguez, Kim Parker Nyman, Michael Phillips, Leslie Cunningham, Rosemary Curts, Barbara Hanson, Annette Anderson, and Hong-An Vu.

Approval of the March 23, 2021 Consent Agenda

2021-03-2-C1 Approval of the Minutes of the March 2, 2021 Regular Meeting

2021-03-2-C2 Approval of the Personnel Report for March 2021

2021-03-2-C3 Report Out of the Finance and Audit Committee and Consideration of Approval of the City of Plano's Heritage Commission Recommendations for the 2021 Heritage Tax Exemption Program

Trustee Menon requested item 2021-03-2-C3 be removed for a separate vote. On motion of Trustee Gomel, and second of Trustee Arias, items 2021-03-2-C1 and 2021-03-2-C2 of the Consent Agenda were unanimously approved by the Board of Trustees of Collin County Community College District. Item 2021-03-2-C3 was put forth to a vote and approved 8-0. Trustee Menon abstained from voting.

PRESENTATIONS

1. Winter Weather Damage Report - Christopher Eyle, Vice President of Facilities & Construction

CONSIDERATION OF ACTION ON AGENDA ITEMS

2021-03-2-1 Second Reading and Consideration of Approval of Local Board Policies: *BBB(Local) – Board Members – Elections; DEA(Local) – Compensation and Benefits – Salaries and Wages; DIIA(Local) – Freedom from Discrimination, Harassment, and Retaliation – Sex and Sexual Violence; FFDA(Local) – Freedom from Discrimination, Harassment, and Retaliation – Sex and Sexual Violence*

On motion of Trustee Orr, and second of Trustee Arias, this item was approved unanimously as presented.

2021-03-2-2 Report Out of the Finance and Audit Committee and Consideration of Approval of the Student Housing Meal Plan Effective 2021-22 Academic Year

Discussion: Trustee Moses, Chair of the Finance and Audit Committee, brought forth, in the form of a motion and second, the Committee's consideration of approval of the Student Housing Meal Plan effective 2021-22 Academic Year.

The motion was approved unanimously as presented.

2021-03-2-3 Report Out of the Finance and Audit Committee and Consideration of Approval of Revised Go-Live Date and Additional Funds Related to the Purchase of Workday and Implementation Services

Discussion: Trustee Moses, Chair of the Finance and Audit Committee, brought forth, in the form of a motion and second, the Committee's consideration of approval of revised go-live date and additional funds related to the purchase of Workday and implementation services.

The motion was approved as presented by a vote of 8-0. Trustee Menon abstained from voting.

2021-03-2-4 Consideration of Approval of the Bid Report for March 2021

Discussion: Melissa Irby, Chief Financial Officer, presented the Bid Report for March 2021, which included five new solicitations and two contract revisions.

I. NEW SOLICITATIONS

Purchase Request #1		
Krueger International Furniture	\$	6,000,000
Purchase Request #2		
Airgas USA		450,000
Purchase Request #3		
Elevator Maintenance and Repair		1,200,000
Purchase Request #4		
Human Resources Project		300,000
Purchase Request #5		
Video Production Equipment and Installation		800,000
TOTAL OF NEW SOLICITATIONS	\$	<u>8,750,000</u>

III. CONTRACT REVISIONS

Purchase Request #6		
Plumbing Fixtures and Supplies	\$	100,000
Purchase Request #7		
Professional Engineering Services		22,000
TOTAL OF CONTRACT REVISIONS	\$	<u>122,000</u>
GRAND TOTAL	\$	<u><u>8,872,000</u></u>

On motion of Trustee Menon, and second of Trustee Saad, this item was approved unanimously as presented.

PUBLIC COMMENT

The following additional individuals made public comments: Emily Solis, Cory Michael Bowers, Danielle Sanit, Stephanie Shirer, Valerie Adams, Jake Jackson, Mary Harris, Alex Telecky, and Courtney Brooks.

INFORMATION REPORTS

- ACCT National Legislative Summit 2021 Report from Trustee Menon
- Statement of Net Position as of February 28, 2021
- Summaries of Current Funds, Revenue, & Expenses as of February 28, 2021
- Monthly Investment Report as of February 28, 2021
- Gifts-In-Kind for February 28, 2021
- Quarterly Grant Budget Amendments as of February 28, 2021
- AECOM Monthly Report for February 2021

PRESIDENT'S AND BOARD ANNOUNCEMENTS

Comments on: workshops, seminars, and conferences taking place at the College; awards received; accomplishments and appointments at the local, state, and national level; published articles and newspaper reports; upcoming events; and recent news.

ADJOURNMENT

Chairman Collins adjourned the meeting of the Board of Trustees of Collin County Community College District at 9:49 p.m.

April 27, 2021

SUBJECT:

Presentation of the Personnel Report for April 2021

RECOMMENDATION:

The District President has approved the following Personnel Actions for April 2021:

- 1 Administrative Appointment
- 3 Faculty Appointments
- 18 Staff Appointments
- 4 Promotions/Lateral Changes
- 7 Resignations/Terminations

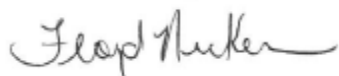
RESOURCE PERSONNEL:

Floyd Nickerson, Chief Human Resources Officer

ATTACHMENTS:

- A) Administrative Appointment
- B) Faculty Appointments
- C) Staff Appointments
- D) Promotions/Lateral Changes
- E) Resignations/Terminations

Respectfully Submitted By:



Floyd Nickerson
Chief Human Resources Officer

Collin County Community College District Board of Trustees

Personnel Report: Administrative Appointment

The following is an Administrative Appointment for April 2021.

<u>NAME</u>	<u>TITLE</u>	<u>DATE</u>	<u>DEPARTMENT</u>	<u>REASON</u>	<u>SALARY</u>
Courtney Mulcahy	Associate Dean, Academic Affairs/Workforce	04/01/21	Academic Affairs	Replacement Daphne Babcock	\$96,518

BACK-UP INFORMATION

NAME: Courtney Mulcahy
ADDRESS: Allen, TX
POSITION: Associate Dean, Academic Affairs/Workforce
DEPARTMENT: Academic Affairs, Wylie Campus

SELECTED EXPERIENCE

<u>Employer</u>	<u>Date</u>	<u>Position</u>
Collin College	01/10 – 03/21	Professor, Visual and Performing Arts

EDUCATION

<u>School</u>	<u>Date</u>	<u>Course/Degree/Certification</u>
Sam Houston State University	2007	M.F.A., Dance
Texas State University	1994	B.S.H.E., Consumer Science

Collin County Community College District Board of Trustees

Personnel Report: Faculty Appointments

The following are Faculty Appointments for April 2021.

NAME	TITLE	DATE	DEPARTMENT	REASON	SALARY
Tiffani Neubel-Johnson	Professor, Pharmacy Technician	03/22/21	Academic Affairs	New position	\$83,546
Marli White	Professor, Biology	08/10/21	Academic Affairs	Replacement Doug Boliver	\$65,048
Kimberly Wren	Professor, Anthropology	08/10/21	Academic Affairs	Replacement Gerald Sullivan	\$63,809

BACK-UP INFORMATION

NAME: Tiffani Neubel-Johnson
ADDRESS: Lancaster, TX
POSITION: Professor, Pharmacy Technician
DEPARTMENT: Academic Affairs, Technical Campus

SELECTED EXPERIENCE

<u>Employer</u>	<u>Date</u>	<u>Position</u>
Dallas College	01/17 – 03/21	Director, Programs Supervisor
UT Southwestern Medical Center	11/15 – 10/17	Certified Pharmacy Technician and Clinical Supervisor Specialist II
Methodist Dallas Medical Center	12/12 – 04/15	Certified Pharmacy Technician
Walgreens	02/09 – 11/12	Executive Manager

EDUCATION

<u>School</u>	<u>Date</u>	<u>Course/Degree/Certification</u>
Cedar Valley College	2011	A.A., Liberal Arts
Texas State Board of Pharmacy	2010	Registered Pharmacy Technician

BACK-UP INFORMATION

NAME: Marli White
ADDRESS: McKinney, TX
POSITION: Professor, Biology
DEPARTMENT: Academic Affairs, Plano Campus

SELECTED EXPERIENCE

<u>Employer</u>	<u>Date</u>	<u>Position</u>
Collin College	06/15 – 05/21	Adjunct Professor, Biology
Examworks	01/15 – 03/21	Designated Doctor, Part-time
White Family Chiropractic	01/07 – 04/15	Owner/Operator

EDUCATION

<u>School</u>	<u>Date</u>	<u>Course/Degree/Certification</u>
Parker University	2003	D.C., Chiropractic

BACK-UP INFORMATION

NAME: Kimberly Wren
ADDRESS: Plano, TX
POSITION: Professor, Anthropology
DEPARTMENT: Academic Affairs, Plano Campus

SELECTED EXPERIENCE

<u>Employer</u>	<u>Date</u>	<u>Position</u>
Collin College	01/20 – 05/21	Adjunct Professor, Anthropology
Dallas College	01/20 – 05/21	Adjunct Professor, Anthropology
University of North Texas	01/19 – 05/21	Adjunct Professor, Anthropology
Plano ISD	01/18 – 02/20	Substitute Teacher
Institute for Public Service	08/16 – 12/16	Intern, Institute for Public Service
National Park Service Museum	09/15 – 04/16	Web Catalog Assistant
University of Tennessee	05/15 – 08/15	Assistant to the Curator of Archeology
University of Tennessee	11/11 – 01/14	Assistant to the Curator of Paleoethnobotany

EDUCATION

<u>School</u>	<u>Date</u>	<u>Course/Degree/Certification</u>
University of Tennessee, Knoxville	2017	Ph.D., Biological Anthropology
University of Tennessee, Knoxville	2007	M.A., Biological Anthropology
University of Texas	2004	B.A., Archaeology
Collin College	2002	A.A., Liberal Arts

Collin County Community College District Board of Trustees

Personnel Report: Staff Appointments

The following are Staff Appointments for April 2021.

NAME	TITLE	DATE	DEPARTMENT	REASON	SALARY
Ashley Acosta Osorio	Assistant Teacher, Child Development	04/01/21	Child Development Lab	Replacement Yazmin Batres	\$29,239
Taylor Alexander	Financial Aid/VA Advisor	03/22/21	Financial Aid	New position	\$44,398
Madiha Ashraf	College and Career Counselor	04/19/21	Dual Credit	New position	\$49,957
Jameelah Barnett	Coordinator, Underserved Populations Workforce	03/22/21	Grants and Contracts	New position	\$46,130
John Cope	Facility Operations Assistant	03/29/21	Physical Plant Support Services	Replacement Rocky Newman	\$33,128
Michael Dana	Collin Police Officer	03/22/21	Police	Replacement Charles Carpin	\$55,969
Allison Farris	Testing Center Assistant	04/12/21	Testing and Assessment	Replacement Rosemarie Lauterback	\$33,128
Cercy Greer	Collin Police Officer	04/05/21	Police	New position	\$55,969
Hui-Ling Huang	Project Manager, Construction	04/19/21	Facilities Administration	New position	\$80,091
Courtney Kelley	Administrative Assistant	04/05/21	Student and Enrollment Services	New position	\$36,882
Patrick Martinez	Collin Police Officer	03/22/21	Police	New position	\$55,969
Angela Morales	College and Career Counselor	03/15/21	Dual Credit	Replacement Elizabeth Howard	\$52,325
Oscar Ochoa	Technical Coordinator, Student and Enrollment Services	03/08/21	Student and Enrollment Services	Replacement Yidong Zhang	\$45,358
Mark Ochsendorf	Collin Police Officer	04/05/21	Police	New position	\$55,969
Dean Saffeels	Operator/Maintenance HVAC Tech	04/19/21	Physical Plant Support Services	Replacement Johnny Mays	\$43,947
Zanmin Tram	Project Manager, Construction	04/19/21	Facilities Administration	New position	\$80,091
Tami Vu	Advisor	04/12/21	Admissions and Advising	Replacement Darrell Rodriguez	\$45,481
Marcy Whited	Information Center Assistant	04/05/21	Executive Dean	New position	\$35,315

BACK-UP INFORMATION

NAME: Ashley Acosta Osorio
ADDRESS: Allen, TX
POSITION: Assistant Teacher, Child Development
DEPARTMENT: Child Development Lab, Plano Campus

SELECTED EXPERIENCE

<u>Employer</u>	<u>Date</u>	<u>Position</u>
Collin College	02/19 – 03/21	Child Development Classroom Assistant, Part-time
Collin College	03/18 – 02/19	Student Assistant, Part-time

EDUCATION

<u>School</u>	<u>Date</u>	<u>Course/Degree/Certification</u>
Collin College	2018	A.A.S., Child Development
Collin College	2018	Certificate, Level 1 Early Childhood Educator
Collin College	2018	OSA Early Childhood Administrator

BACK-UP INFORMATION

NAME: Taylor Alexander
ADDRESS: Desoto, TX
POSITION: Financial Aid/VA Advisor
DEPARTMENT: Financial Aid, Plano Campus

SELECTED EXPERIENCE

<u>Employer</u>	<u>Date</u>	<u>Position</u>
Dallas Institute of Funeral Service	06/20 – 02/21	Interim Director, Financial Aid
Prairie View A&M University	12/18 – 05/20	Financial Aid Advisor

EDUCATION

<u>School</u>	<u>Date</u>	<u>Course/Degree/Certification</u>
Prairie View A&M University	2014	B.A., Mass Communications

BACK-UP INFORMATION

NAME: Madiha Ashraf
ADDRESS: Plano, TX
POSITION: College and Career Counselor
DEPARTMENT: Dual Credit, Technical Campus

SELECTED EXPERIENCE

<u>Employer</u>	<u>Date</u>	<u>Position</u>
The Impact Counselor	07/20 – 03/21	Licensed Professional Counselor Associate, Part-time
Islamic Association of North Texas Quranic Academy	06/17 – 03/21	Academic Guidance Counselor
Texas Muslim Women's Foundation	01/19 – 12/20	Counseling Intern, Part-time
Qalam Collegiate Academy	08/15 – 05/17	Guidance Counselor

EDUCATION

<u>School</u>	<u>Date</u>	<u>Course/Degree/Certification</u>
University of North Texas	2019	M.S., Clinical Mental Health Counseling
Texas Woman's University	2013	B.S., Psychology

BACK-UP INFORMATION

NAME: Jameelah Barnett
ADDRESS: Little Elm, TX
POSITION: Coordinator, Underserved Populations Workforce
DEPARTMENT: Grants and Contracts, Plano Campus

SELECTED EXPERIENCE

<u>Employer</u>	<u>Date</u>	<u>Position</u>
Health Care Services Corporation	03/20 – 03/21	Health Advocate Concierge
JNB Works	07/14 – 07/19	Office and Program Manager
State Farm	09/16 – 03/17	Claims Associate
Ally Financial	04/13 – 02/14	Remarketing Specialist
Kelly Services	05/11 – 01/13	Credentialing Coordinator

EDUCATION

<u>School</u>	<u>Date</u>	<u>Course/Degree/Certification</u>
University of North Texas	2007	M.A., Journalism and Public Relations
Langston University	2004	B.A., Broadcast Journalism
Life Coach Institute of Orange County	2014	Professional Coach Certification, Life Coaching

BACK-UP INFORMATION

NAME: John Cope
ADDRESS: McKinney, TX
POSITION: Facility Operations Assistant
DEPARTMENT: Physical Plant Support Services, Frisco Campus

SELECTED EXPERIENCE

<u>Employer</u>	<u>Date</u>	<u>Position</u>
Blackhawks Futbol Club, LLC	01/10 – 04/21	Managing Partner
Bankers Life and American Senior Benefits	01/14 – 01/19	Senior Market Insurance Agent
Crossmark, Inc.	01/10 – 01/12	Project Administrator

EDUCATION

<u>School</u>	<u>Date</u>	<u>Course/Degree/Certification</u>
Georgia Southern University	1993	B.S., Recreation
Brevard Community College	1989	A.A., General Studies
Collin College	2012	Certificate, Project Management

BACK-UP INFORMATION

NAME: Michael Dana
ADDRESS: Royse City, TX
POSITION: Collin Police Officer
DEPARTMENT: Police, Plano Campus

SELECTED EXPERIENCE

<u>Employer</u>	<u>Date</u>	<u>Position</u>
Rolex/McCann Security	10/19 – 03/21	Security Officer, Part-time
Wells Fargo Bank	08/19 – 10/19	External Fraud Investigator
Dallas Police Department	08/90 – 05/18	Detective and Field Training Officer

EDUCATION

<u>School</u>	<u>Date</u>	<u>Course/Degree/Certification</u>
Texas Commission on Law Enforcement	1990	Basic Peace Officer Certification

BACK-UP INFORMATION

NAME: Allison Farris
ADDRESS: Richardson, TX
POSITION: Testing Center Assistant
DEPARTMENT: Testing and Assessment, Technical Campus

SELECTED EXPERIENCE

<u>Employer</u>	<u>Date</u>	<u>Position</u>
Richardson East Baptist Church	01/11 – 03/21	Missions Coordinator and Worship Leader
Dallas College	01/02 – 03/21	Testing Assistant

BACK-UP INFORMATION

NAME: Cercy Greer
ADDRESS: Frisco, TX
POSITION: Collin Police Officer
DEPARTMENT: Police, Plano Campus

SELECTED EXPERIENCE

<u>Employer</u>	<u>Date</u>	<u>Position</u>
Farmers Branch Police Department	04/96 – 03/21	Patrol Officer

EDUCATION

<u>School</u>	<u>Date</u>	<u>Course/Degree/Certification</u>
Stephen F. Austin State University	1987	B.B.A., Management
Texas Commission on Law Enforcement	1996	Basic Peace Officer Certification

BACK-UP INFORMATION

NAME: Hui-Ling Huang
ADDRESS: Plano, TX
POSITION: Project Manager, Construction
DEPARTMENT: Facilities Administration, CHEC

SELECTED EXPERIENCE

<u>Employer</u>	<u>Date</u>	<u>Position</u>
Strand Architecture and Engineer	07/20 – 02/21	Project Manager Team Lead
Premier Project Management Motel 6 and Studio 6	08/19 – 03/20	Architectural Project Manager
Motel 6 and Studio 6	01/14 – 05/19	Design Program Manager
Motel 6 and Studio 6	01/10 – 12/13	Franchisee Construction Project Manager

EDUCATION

<u>School</u>	<u>Date</u>	<u>Course/Degree/Certification</u>
University of Oklahoma	2001	M.Arch., Architecture
American Intercontinental University	1998	B.F.A., Interior Design
Ta-Jen Junior College of Pharmacy	1992	A.S., Industrial Safety and Hygiene Engineer

BACK-UP INFORMATION

NAME: Courtney Kelley
ADDRESS: Farmersville, TX
POSITION: Administrative Assistant
DEPARTMENT: Student and Enrollment Services, Farmersville Campus

SELECTED EXPERIENCE

<u>Employer</u>	<u>Date</u>	<u>Position</u>
All About Children Pediatrics	09/18 – 03/21	Front Office Schedule Specialist
SST LLC	11/12 – 08/17	Customer Service and Sales Lead

EDUCATION

<u>School</u>	<u>Date</u>	<u>Course/Degree/Certification</u>
Pacific Lutheran University	2017	B.S., Kinesiology

BACK-UP INFORMATION

NAME: Patrick Martinez
ADDRESS: Frisco, TX
POSITION: Collin Police Officer
DEPARTMENT: Police, Plano Campus

SELECTED EXPERIENCE

<u>Employer</u>	<u>Date</u>	<u>Position</u>
Dallas Police Department	07/94 – 03/21	Police Officer

EDUCATION

<u>School</u>	<u>Date</u>	<u>Course/Degree/Certification</u>
Collin College	2006	A.A., General Studies
Texas Commission on Law Enforcement	1992	Basic Peace Officer Certification

BACK-UP INFORMATION

NAME: Angela Morales
ADDRESS: Princeton, TX
POSITION: College and Career Counselor
DEPARTMENT: Dual Credit, Technical Campus

SELECTED EXPERIENCE

<u>Employer</u>	<u>Date</u>	<u>Position</u>
Aspire	09/18 – 03/21	Site Coordinator
University of Texas at Arlington	09/14 – 09/18	Admissions Counselor
North Texas Food Bank	03/14 – 09/14	Social Services Assistance Coordinator
Communities in Schools	08/11 – 10/13	Program Manager
Family Centered Educational Agency, Upward Bound	04/10 – 05/11	Associate Director

EDUCATION

<u>School</u>	<u>Date</u>	<u>Course/Degree/Certification</u>
Texas A&M University, Commerce	2009	M.S., Social Work
Texas A&M University, Commerce	2008	B.S., Social Work

BACK-UP INFORMATION

NAME: Oscar Ochoa
ADDRESS: Savannah, TX
POSITION: Technical Coordinator, Student and Enrollment Services
DEPARTMENT: Student and Enrollment Services, McKinney Campus

SELECTED EXPERIENCE

<u>Employer</u>	<u>Date</u>	<u>Position</u>
Aubcidian	06/10 – 02/21	Innovation Director, Part-time
CVS Health	05/18 – 08/20	Information Technology Quality Assurance Consultant
State Farm	03/18 – 06/18	Customer Service Representative, Part-time

EDUCATION

<u>School</u>	<u>Date</u>	<u>Course/Degree/Certification</u>
Lamar University	2019	B.S., Industrial Engineering
Texas Tech University	2015	B.A., Sociology
Houston Community College	2012	Certificate, Business

BACK-UP INFORMATION

NAME: Mark Ochsendorf
ADDRESS: Caddo Mills, TX
POSITION: Collin Police Officer
DEPARTMENT: Police, Plano Campus

SELECTED EXPERIENCE

<u>Employer</u>	<u>Date</u>	<u>Position</u>
Royse City Police Department	05/18 – 03/21	Police Officer
University of Texas at Dallas	05/17 – 05/18	Police Officer
Fort Worth Police Department	03/92 – 04/17	Police Officer

EDUCATION

<u>School</u>	<u>Date</u>	<u>Course/Degree/Certification</u>
Texas Commission on Law Enforcement	1992	Basic Peace Officer Certification

BACK-UP INFORMATION

NAME: Dean Saffuels
ADDRESS: Caddo Mills, TX
POSITION: Operator/Maintenance HVAC Tech
DEPARTMENT: Physical Plant Support Services, McKinney Campus

SELECTED EXPERIENCE

<u>Employer</u>	<u>Date</u>	<u>Position</u>
Marine Corps Base Quantico	04/18 – 07/20	Air Conditioning Equipment Mechanic
F.H. Furr Plumbing and Heating	02/16 – 03/18	Service Technician
American Residential Services	05/15 – 02/16	HVAC Installer
United States Coast Guard	01/99 – 12/11	Chief Electrician

EDUCATION

<u>School</u>	<u>Date</u>	<u>Course/Degree/Certification</u>
Northern Virginia Community College	2014	A.A.S., Air Conditioning and Refrigeration
Northern Virginia Community College	2014	HVAC/R and Facilities Service Technology Career Studies Certification
Northern Virginia Community College	2014	Air Conditioning and Refrigeration Certification
ESCO Institute	2014	EPA Universal License

BACK-UP INFORMATION

NAME: Zanmin Tram
ADDRESS: Frisco, TX
POSITION: Project Manager, Construction
DEPARTMENT: Facilities Administration, CHEC

SELECTED EXPERIENCE

<u>Employer</u>	<u>Date</u>	<u>Position</u>
United Parcel Services, Inc.	05/14 – 03/21	Project Manager
United Parcel Services, Inc.	02/11 – 05/14	Project Supervisor

EDUCATION

<u>School</u>	<u>Date</u>	<u>Course/Degree/Certification</u>
Texas A&M University, Commerce	2004	M.B.A., Business Administration
State University of New York at Buffalo	2000	B.S., Electrical Engineering

BACK-UP INFORMATION

NAME: Tami Vu
ADDRESS: Allen, TX
POSITION: Advisor
DEPARTMENT: Admissions and Advising, Frisco Campus

SELECTED EXPERIENCE

<u>Employer</u>	<u>Date</u>	<u>Position</u>
Collin College	12/19 – 03/21	Advisor, Part-time
Dallas College	04/17 – 04/18	Advisor, Part-time

EDUCATION

<u>School</u>	<u>Date</u>	<u>Course/Degree/Certification</u>
National University	2005	M.S., School Counseling
University of Southern California	1982	B.S., Nursing

BACK-UP INFORMATION

NAME: Marcy Whited
ADDRESS: Farmersville, TX
POSITION: Information Center Assistant
DEPARTMENT: Executive Dean, Farmersville Campus

SELECTED EXPERIENCE

<u>Employer</u>	<u>Date</u>	<u>Position</u>
Farmersville ISD	08/05 – 07/20	Teacher

EDUCATION

<u>School</u>	<u>Date</u>	<u>Course/Degree/Certification</u>
University of Texas at Austin	1984	B.B.A., Marketing

Collin County Community College District Board of Trustees

Personnel Report: Promotions and Lateral Changes

The following are Promotions and Lateral Changes for April 2021.

<u>NAME</u>	<u>TITLE</u>	<u>DATE</u>	<u>DEPARTMENT</u>	<u>REASON</u>	<u>SALARY</u>
Christina Eakle	N: Coordinator, Accounts Receivable O: Accounts Receivable Associate	04/01/21	N: Financial Services O: Financial Services	Replacement Melissa Kostecki	N: \$41,248 O: \$38,392
Pamela Minot	N: Financial Aid/VA Advisor O: Collin College Police Cadet	03/10/21	N: Financial Aid O: Police	New position	N: \$49,380 O: \$51,250
Matilda Mokake	N: Coordinator, Accounts Receivable O: Accounts Receivable Associate	04/01/21	N: Financial Services O: Financial Services	Replacement Diane Turbitt	N: \$41,248 O: \$36,539
Latricia Murray	N: Client Service Specialist O: Administrative Assistant	03/15/21	N: Public Relations O: Academic Affairs/Workforce	Repurpose Kim O'Bryon Bridges	N: \$48,512 O: \$38,083

BACK-UP INFORMATION

NAME: Christina Eakle
ADDRESS: Allen, TX
POSITION: Coordinator, Accounts Receivable
DEPARTMENT: Financial Services, CHEC

SELECTED EXPERIENCE

<u>Employer</u>	<u>Date</u>	<u>Position</u>
Collin College	07/18 – 03/21	Accounts Receivable Associate
Virginia Polytechnic Institute and State University	08/16 – 09/17	Accounts Receivable Specialist
Puerto Rico San Juan Mission	06/14 – 12/15	Accommodations Manager
Douglas County Schools	10/13 – 06/14	Cashier

EDUCATION

<u>School</u>	<u>Date</u>	<u>Course/Degree/Certification</u>
Brigham Young University	1985	B.S., Business Management

BACK-UP INFORMATION

NAME: Pamela Minot
ADDRESS: Plano, TX
POSITION: Financial Aid/VA Advisor
DEPARTMENT: Financial Aid, Farmersville Campus

SELECTED EXPERIENCE

<u>Employer</u>	<u>Date</u>	<u>Position</u>
Collin College	11/20 – 03/21	Collin College Police Cadet
Collin College	04/20 – 11/20	Financial Aid/VA Advisor
Collin College	03/19 – 03/20	Veterans Services Advisor
Collin College	12/17 – 02/19	Veterans Services Specialist
Collin College	10/15 – 05/16	Student Assistant, Part-time
United States Army	05/12 – 08/15	Unit Supply Specialist

EDUCATION

<u>School</u>	<u>Date</u>	<u>Course/Degree/Certification</u>
Dallas Baptist University	2020	M.A., Theological Studies
Dallas Baptist University	2018	B.A.S., Psychology
Collin College	2016	A.A., Liberal Arts

BACK-UP INFORMATION

NAME: Matilda Mokake
ADDRESS: Plano, TX
POSITION: Coordinator, Accounts Receivable
DEPARTMENT: Financial Services, CHEC

SELECTED EXPERIENCE

<u>Employer</u>	<u>Date</u>	<u>Position</u>
Collin College	06/20 – 03/21	Accounts Receivable Associate
Capital One	05/18 – 07/20	Customer Service Experience Specialist
Agusto & Co.	07/12 – 08/15	Credit Analyst

EDUCATION

<u>School</u>	<u>Date</u>	<u>Course/Degree/Certification</u>
University of Dallas	2008	M.B.A., Management
Angelo State University	2005	M.A., Public Administration
Northwestern Oklahoma State University	2003	B.A., Sociology

BACK-UP INFORMATION

NAME: Latricia Murray
ADDRESS: McKinney, TX
POSITION: Client Services Specialist
DEPARTMENT: Public Relations, CHEC

SELECTED EXPERIENCE

<u>Employer</u>	<u>Date</u>	<u>Position</u>
Collin College	08/20 – 03/21	Administrative Assistant
Anointed Hearts and Hand Catering	05/16 – 03/21	Owner and Manager, Part-time
Blue Cross Blue Shield	12/04 – 05/16	Administrative Assistant

Collin County Community College District Board of Trustees

Personnel Report: Resignations and Terminations

The following are Resignations and Terminations for April 2021.

<u>EMPLOYEE</u>	<u>LAST DAY</u>	<u>SERVICE</u>	<u>TITLE</u>	<u>DEPARTMENT</u>	<u>REASON</u>
Samantha Dean	03/19/21	7	Associate Registrar	Registration and Records	Resignation
Ruben Garcia	03/12/21	3	Operator/ Maintenance HVAC Tech	Physical Plant Support Services	Resignation
Lisa Gibbs	03/16/21	12	Advisor	Admissions and Advising	Separation
Daniel Klages	03/29/21	<1	Professor, Construction Management	Academic Affairs	Resignation
Lesley LeForge	03/31/21	1	Administrative Assistant	Academic Affairs/Workforce	Resignation
James Mills	03/08/21	1	Maintenance Painter/ Carpenter	Maintenance	Resignation
Deja Pearson	03/31/21	1	Testing Center Assistant	Testing and Assessment	Resignation

Collin County Community College District Board of Trustees

2021-04-1

April 27, 2021

Resource: Christopher G. Eyle
Vice President of Facilities & Construction

AGENDA ITEM: Report Out of the Campus Facilities and Construction Committee and Consideration of Approval of the Guaranteed Maximum Price #2 (“GMP” #2) from Skanska USA Building, Inc. (“Skanska”) for the Construction of the New Kitchen Addition at Alumni Hall and Building Renovations and Exterior Improvements at Alumni Hall, Founders Hall, Lawler Hall, and Heritage Hall at the Frisco Campus

DISCUSSION: The Phase 3 Frisco Campus scope of work includes a new kitchen addition at Alumni Hall and building renovations and exterior improvements at Alumni Hall, Founders Hall, Lawler Hall, and Heritage Hall.

Upon completion of a solicitation process, the Board of Trustees, at the regularly scheduled meeting on August 25, 2020, authorized the District President to negotiate and enter into a construction manager-at-risk contract with Skanska. On October 27, 2020, at the regularly scheduled meeting, the Board of Trustees approved Skanska’s GMP #1 contract.

GMP #1 included a new fire lane adjacent to Alumni Hall, which was needed by the current city code to allow fire truck access within a 150’ distance from any portion of Alumni Hall. The new fire lane was needed before the addition and renovation work at Alumni Hall could begin. The scope of work contained within GMP #2 is for the new kitchen addition at Alumni Hall and building renovations and exterior improvements at Alumni Hall, Founders Hall, Lawler Hall, and Heritage Hall.

The amount of GMP #2 is \$14,195,696, which includes \$13,613,630 for construction costs and \$582,066 of owner’s contingency.

DISTRICT PRESIDENT’S RECOMMENDATION: The District President recommends approval of GMP #2 in the amount of \$14,195,696, which includes \$13,613,630 for construction costs and \$582,066 of owner’s contingency, for the construction of the new

kitchen addition at Alumni Hall and building renovations and exterior improvements at Alumni Hall, Founders Hall, Lawler Hall, and Heritage Hall at the Frisco Campus.

SUGGESTED MOTION:

This item may come as a motion and second out of committee. A suggested motion would be, "Mr. Chairman, I make a motion that the Board of Trustees of Collin County Community College District approves the District President or designee to execute pre-approved contract forms and other documents to approve Skanska USA Building, Inc.'s Guaranteed Maximum Price #2 in the amount of \$14,195,696, which includes \$13,613,630 for construction costs and \$582,066 of owner's contingency, for the construction of the of the new kitchen addition at Alumni Hall and building renovations and exterior improvements at Alumni Hall, Founders Hall, Lawler Hall, and Heritage Hall at the Frisco Campus."

DRAFT GMP TIMELINE – FRISCO CAMPUS PROJECTS – As of April 2021

<u>EVENT</u>	<u>DATE</u>	<u>STATUS</u>
GMP #1 presented to Collin College Board of Trustees for approval	08/25/2020	COMPLETED
Notice to Proceed issued to Skanska for GMP #1	12/02/2020	COMPLETED
Substantial Completion for GMP #1	07/02/2021	PENDING
50% Construction Documents for GMP #2 issued to Skanska	02/05/2021	COMPLETED
95% Construction Documents for GMP #2 issued to Skanska	03/26/2021	COMPLETED
Skanska submits GMP #2 proposal to Collin College	04/09/2021	COMPLETED
100% IFC Documents for GMP #2 issued to Skanska	04/16/2021	PENDING
GMP #2 presented to Collin College Board of Trustees for approval	04/27/2021	PENDING
Notice to Proceed issued to Skanska for GMP #2	05/15/2021	PENDING
Mobilization/start GMP #2 work	05/17/2021	PENDING
Project Substantial Completion	03/11/2022	PENDING

Collin County Community College District Board of Trustees

2021-04-2

April 27, 2021

Resource: Dr. Sherry Schumann
Executive Vice President

AGENDA ITEM: Consideration of Approval of the New Bachelor of Applied Science Degree Program with a Major in Construction Management

DISCUSSION: The Collin College Master Plan identifies a priority to examine and develop expansion plans for existing facilities and future workforce and academic programs to accommodate growth in the service area. The 2020-2025 Strategic Plan has identified a goal to implement the third baccalaureate degree by fall 2022 and continue adding 2+2 programs with university partners. Labor market analysis has indicated an increasing demand for construction managers in the construction industry. This new degree program has been researched and developed in accordance with the criteria required by the Texas Higher Education Coordinating Board and the Southern Association of Colleges and Schools Commission on Colleges. These criteria include job market analysis, employment projections, enrollment projections, integration of the general education core with career and technical skills, faculty recruitment planning and industry advisory committee input. Collin College's Curriculum Advisory Board and Academic Leadership also reviewed the degree plan and recommends approval. This program will be offered at the Collin College Technical Campus in a traditional face-to-face format.

The BAS degree includes 42-semester credit hours of core curriculum courses and 78-semester credit hours of courses specific to the knowledge and skills required for employment in the industry. The BAS degree with a major in Construction Management is designed to build on Collin College's existing certificates and AAS degree in Construction Management. As required by Texas law, the BAS degree requires students to complete a total of 120 semester credit hours.

DISTRICT PRESIDENT'S RECOMMENDATION: The District President recommends approval of the new Bachelor of Applied Science degree with a major in Construction Management.

SUGGESTED MOTION:

“Mr. Chairman, I make a motion that the Board of Trustees of Collin County Community College District approves the new Bachelor of Applied Science degree with a major in Construction Management.”

Institutional and Board of Regents Signature Page

1. Adequacy of Funding and Notification of Other Institutions – The Chief Executive Officer shall sign the following statements:

I certify that the institution has adequate funds to cover the costs of the new program. Furthermore, the new program will not reduce the effectiveness or quality of existing programs at the institution.

I certify that during the most recent review cycle by the Coordinating Board this institution received a positive assessment on the Community College Financial Condition Report.

I certify that my institution has notified all public institutions within 50 miles of the teaching site of our intention to offer the program at least 30 days prior to submitting this request. I also certify that if any objections were received, those objections were resolved prior to the submission of this request.

I certify that my institution will adhere to Texas Education Code, Article III, Sections 61.822 through 61.823, requiring my institution to accept and apply to the degree program Core Curriculum and Field of Study courses in transfer.

I certify each student enrolled in the proposed program, if approved, will be informed of the articulation agreements with general academic teaching institutions and medical or dental institutions concerning the transferability of the degree program.

I certify students in an approved bachelor's degree program will not be charged tuition and fees higher than for a similar associate degree program, unless my college previously participated in a pilot program to offer baccalaureate degree programs.

I certify that each student who enrolls in this program will be informed of articulation agreements with general academic institutions and medical or dental units that offer similar programs and the transfer options available to students.

I certify that if this application is for a Bachelor's of Science in Nursing program, the college will continue to offer the Associate Degree Nursing program and maintain or exceed the current level of enrollment until the 2021-2022 academic year.

Chief Executive Officer

Date

2. Accuracy of Financial Estimates – The Chief Financial Officer shall sign the following statement:

I certify that the estimated costs and sources of funding presented in the proposal are complete and accurate.

Chief Financial Officer

Date

3. Board of Trustees or Designee Approval – A member of the Board of Regents or designee shall sign the following statement:

On behalf of the Board of Regents, I hereby certify that the program is appropriate for the mission of this institution, and the Board of Trustees has approved the program.

Board of Regents (Designee)

Date

**Construction Management
BAS - Construction Management**

CIP 52.2001

120 credit hours

			Prerequisites and/or Corequisites				
			<u>Lec</u>	<u>Lab</u>	<u>Ext</u>	<u>Cont</u>	<u>Credit</u>
First Year							
First Semester							
CNBT	1311	Construction Methods and Materials I	2	2	0	64	3
CNBT	2342	Construction Management I (moved from 1st year, 2nd semester)	3	0	0	48	3
ECON	1301	Introduction to Economics (see Social / Behavioral Sciences options)	3	0	0	48	3
MATH	1342	Elementary Statistical Methods (see Mathematics options)	3	1	0	64	3
OSHT	1305	OSHA Regulations - Construction Industry	2	2	0	64	3
Total Hours			13	5	0	288	15
Second Semester							
CNBT	2304	Construction Methods and Materials II	2	2	0	64	3
CNBT	1300	Residential and Light Commercial Blueprint Reading	2	2	0	64	3
ENVR	1401	Environmental Science I (see Life/Physical Science options)	3	3	0	96	4
ENGL	1301	Composition I (moved from 2nd year, 1st semester)	3	1	0	64	3
SPCH	1321	Business and Professional Communication (see Speech options)	3	0	0	48	3
Total Hours			13	8	0	336	16
Summer Semester							
CNBT	1280	Cooperative Education - Construction Engineering Technology/Technician	1	0	10	176	2
Total Hours			1	0	10	176	2
Second Year							
First Semester							
CNBT	1359	Project Scheduling (moved from 2nd year, 2nd semester)	2	2	0	64	3
CNBT	1346	Construction Estimating I	3	0	0	48	3
CNBT	1342	Building Codes and Inspections (moved from 2nd year, 2nd semester) (Contact hour decrease)	3	0	0	48	3
CNBT	2310	Commercial/Industrial Blueprint Reading	2	2	0	64	3
PHIL	2306	Introduction to Ethics (Moved from First Year, Second Semester) (Existing Course)	3	0	0	48	3
Total Hours			13	4	0	272	15
Second Semester							
BMGT	1305	Communications in Management	3	0	0	48	3
CNBT	2340	Mechanical, Plumbing & Electrical Systems in Construction II (Commercial)(moved from 2nd year, 1st semester)	2	2	0	64	3
CNBT	1315	Field Engineering I (moved from 2nd year, 1st semester)	2	2	0	64	3
CNBT	2344	Construction Management II (moved from 2nd year, 1st semester) (Capstone)	3	0	0	48	3
Total Hours for AAS Construction Management			10	4	0	224	12
Total Hours for AAS Construction Management						1296	60
Third Year							
First Semester							
Business Elective *			3	0	0	48	3
ABSC	3410	Applied Building Sciences (new course)	3	3	0	96	4
KINE	1164	Introduction to Physical Fitness and Wellness ²	1	0	0	16	1
CMGT	3305	Construction Estimating II (new course)	2	2	0	64	3
CMGT	3310	Building Information Modeling for Constructors (new course)	2	2	0	64	3
Total Hours			11	7	0	288	14
Second Semester							
ENVR	1402	Environmental Science II (see Life/Physical Science options)	3	3	0	96	4
ARTS	1313	Foundations of Art (see Fine Arts options)	3	0	0	48	3
ENGL	2311	Technical and Business Writing (see Communications options)	3	0	0	48	3
CMGT	3315	Construction Structural Systems (new course)	2	2	0	64	3
CMGT	3320	Construction Project Planning (new course)	2	2	0	64	3
Total Hours			13	7	0	320	16
Fourth Year							
First Semester							
HIST	(See American History options)		3	0	0	48	3
GOVT	2305	Federal Government	3	0	0	48	3
CMGT	4305	Construction Materials Testing and Inspections (new course)	2	2	0	64	3
CMGT	4310	Construction Soils and Foundations (new course)	2	2	0	64	3
CMGT	4315	Construction Project Management (new course)	2	2	0	64	3
Total Hours			12	6	0	288	15
Second Semester							
HIST	(See American History options)		3	0	0	48	3
GOVT	2306	Texas Government	3	0	0	48	3
CMGT	4320	Construction Law and Ethics (new course)	2	2	0	64	3
CMGT	4325	Construction Leadership (new course)	2	2	0	64	3
CMGT	4330	Construction Management Capstone (new course)	2	4	0	96	3
Total Hours			12	8	0	320	15
Total Hours for Years 3 & 4 Coursework in Construction Management						1216	60
Grand Total for BAS in Construction Management						2512	120

1. No Course Substitutions

2. May substitute EDUC 1100 or any core course not used to meet another core curriculum requirement.

* Business Electives (3 Credit Hours). BUSI 2301-Business Law is recommended. Any BUSI, BMGT, BUSG, ECON, or ACCT course not already fulfilling a degree requirement above.

Collin County Community College District Board of Trustees

2021-04-3

April 27, 2021

Resource: Melissa Irby
Chief Financial Officer

AGENDA ITEM: Consideration of Approval of the Bid Report for April 27, 2021

DISCUSSION: The Bid Report for April:

3 New Solicitations
5 Contract Revisions

DISTRICT PRESIDENT'S RECOMMENDATION: The District President recommends approval of the Bid Report for April 27, 2021 as presented.

SUGGESTED MOTION: "Mr. Chairman, I make a motion that the Board of Trustees of Collin County Community College District approves the Bid Report for April 27, 2021 as presented."

I. NEW SOLICITATIONS

Purchase Request #1 – pg. 52 Temporary Personnel Services	\$	4,500,000
Purchase Request #2 – pg. 53 Data and Voice Cabling Services	\$	650,000
Purchase Request #3 – pg. 54 Welding Materials and Supplies		<u>1,500,000</u>
TOTAL OF NEW SOLICITATIONS	\$	<u>6,650,000</u>

II. CONTRACT REVISIONS

Purchase Request #4 – pg. 55 Science Lab Supplies and Equipment	\$	400,000
Purchase Request #5 – pg. 56 Software	\$	50,000
Purchase Request #6 – pg. 57 Professional Engineering Services	\$	90,000
Purchase Request #7 – pg. 58 District Vehicles	\$	160,000
Purchase Request #8 – pg. 59 Help Desk Services	\$	<u>160,000</u>
TOTAL OF CONTRACT REVISIONS	\$	<u>860,000</u>
GRAND TOTAL	\$	<u><u>7,510,000</u></u>

ADMINISTRATION RECOMMENDATION/REPORT

The District President recommends the Board of Trustees approves a contract for temporary personnel services from Temps of McKinney for the District.

BACKGROUND

Temps of McKinney has been the primary contractor, providing temporaries for over 30 years for the District. Temps of McKinney has a local presence and resources to place personnel as needed.

Invitation to Bid (ITB) Number 4395 was issued to procure temporary personnel services. Seventeen responses were received and evaluated by the Purchasing Department. Based upon evaluation scores, the bid submitted by Temps of McKinney is recommended as the best value to the District.

IMPACT OF THIS ACTION

Temporary personnel are needed during peak periods each semester in student services areas to cover for District staff out for extended periods, vacant positions, and maintain the District's grounds throughout the year.

BUDGET INFORMATION (INCLUDING ANY STAFFING IMPLICATIONS)

This purchasing request is for spend authorization of \$4,500,000 for three years, which is budgeted in the various departments' FY21 operating budget and subsequent year's budgets subject to Board approval.

MONITORING AND REPORTING TIMELINE

The contract term will be three years beginning July 1, 2021 through June 30, 2024.

RESOURCE PERSONNEL

Melissa Irby, Chief Financial Officer
972-758-3831

ADMINISTRATION RECOMMENDATION/REPORT

The District President recommends the Board of Trustees approves a contract for data and voice cabling services from Superior Fiber & Data Services, The Brass Effect, and E2 Optics for the District.

BACKGROUND

The District has used Superior Fiber, The Brass Effect, and E2 Optics in the past. These vendors have proven to be responsive to District needs while providing exceptional service and value.

Request for Proposal (RFP) Number 4404 was issued to procure data and voice cabling services. Five responses were received and evaluated by a team consisting of Technology Services staff. Based upon evaluation scores, the proposals submitted by Superior Fiber & Data Services, The Brass Effect, and E2 Optics are recommended as the best value to the District.

IMPACT OF THIS ACTION

This contract will provide services to install or move data cabling throughout the District. The installation of data cables provides connectivity for the usability of computers, surveillance cameras, wireless access points, telephones, digital signage, and HVAC systems. Having three vendors will provide the District with the best availability of these resources when medium to large cabling jobs are needed simultaneously and quickly.

BUDGET INFORMATION (INCLUDING ANY STAFFING IMPLICATIONS)

This purchasing request is for spend authorization of \$650,000 for five years, which is budgeted in the Technology Services Department and various District departments' FY21 operating budget and subsequent year's budgets, subject to Board approval.

MONITORING AND REPORTING TIMELINE

The contract term will be five years beginning May 1, 2021 through April 30, 2026.

RESOURCE PERSONNEL

Mike Dickson, Chief Innovation Officer
972-758-3832

ADMINISTRATION RECOMMENDATION/REPORT

The District President recommends the Board of Trustees approves a contract for welding materials and supplies from Garland Steel Company, Matheson Tri Gas, Midwest Technology Products, Mitchell Welding Supply, and The Lincoln Electric Company for the Welding Technology Program.

BACKGROUND

The Technical Campus began offering welding courses at the beginning of the Fall semester. The course curriculum requires the procurement of a variety of consumable welding products such as welding rods, wires, and tools.

Invitation to Bid (ITB) Number 4433 was issued to procure welding materials and supplies. Five responses were received and evaluated by a Purchasing Department team who determined that awarding to all of the above vendors would provide the best value to the District.

IMPACT OF THIS ACTION

Consumable welding products such as welding rods, wires, and tools are needed daily to teach welding students. Contracting for these products at a discounted rate will provide greater cost savings, which can be applied to offset other expenses, such as replacing worn out equipment.

BUDGET INFORMATION (INCLUDING ANY STAFFING IMPLICATIONS)

This purchasing request is for spend authorization of \$1,500,000 for three years, which is budgeted in the Welding Technology departments' FY21 operating budget and subsequent year's budgets, subject to Board approval.

MONITORING AND REPORTING TIMELINE

The contract term will be three years beginning May 1, 2021 through April 30, 2024.

RESOURCE PERSONNEL

Dr. Abe Johnson, SVP Campus Operations Officer
972-985-3760

ADMINISTRATION RECOMMENDATION/REPORT

The District President recommends the Board of Trustees approves additional funds to purchase science lab supplies and equipment from Carolina Biological Supply Co, Frey Scientific, Flinn Scientific Inc, and Fisher Scientific for the District science labs.

BACKGROUND

Vendors on this contract currently provide supplies and equipment used in lab exercises across all-natural science disciplines. Items purchased from these vendors range from refrigerators and incubators to common lab consumables such as dissection specimens, microbiological media, and different chemicals.

Reference (REF) Number 3033 was issued to track the volume of spend for science lab equipment and supplies. Carolina Biological Supply Co, Frey Scientific, Flinn Scientific Inc have a contract through the BuyBoard cooperative contracts program, Contract Number 573-18, and Fisher Scientific, OMNIA Partners contract number C15-JL-12 to provide science lab equipment and supplies. Both contracts comply with the competitive procurement requirements outlined in Section 44.031 of the Texas Education Code, as permitted under Section 791.011 of the Texas Government Code.

IMPACT OF THIS ACTION

The additional funding will be used to provide science lab supplies and equipment to support lab start-up programs at the Celina Campus. The District will utilize these vendors more than anticipated due to delivery and customer service issues with another vendor.

BUDGET INFORMATION (INCLUDING ANY STAFFING IMPLICATIONS)

The Board has approved a total spend authorization of \$600,000. This purchasing request is for spend authorization for an additional \$400,000, which is budgeted in the Science Department's FY21 operating budget and 2017 CIP FF&E budgets.

MONITORING AND REPORTING TIMELINE

The contract term is September 1, 2020 through August 31, 2021.

RESOURCE PERSONNEL

Dr. Abe Johnson, SVP Campus Operations Officer
972-985-3760

ADMINISTRATION RECOMMENDATION/REPORT

The District President recommends the Board of Trustees approves additional funds to purchase software, hardware, and related goods and services from SHI Government Solutions (SHI).

BACKGROUND

This contract is used to purchase various software, software licenses, and maintenance renewals for software and hardware and related goods and services.

Reference (REF) Number 2486 was issued to track the volume of spend for software, hardware, and related services. SHI has contracts through multiple cooperative contracts programs to provide software, hardware, and related services for the District and comply with the competitive procurement requirements outlined in Section 44.031 of the Texas Education Code, as permitted under Section 791.011 the Texas Government Code.

IMPACT OF THIS ACTION

Additional funds are needed to purchase self-checkout kiosks, accessories, and ancillary services for the District libraries, which will be bought using CARES Act funds. The District President's pre-approval will expedite the delivery and installation of the units before the end of the fiscal year and is covered as a technological resource under the emergency authority granted by the Board of Trustees.

BUDGET INFORMATION (INCLUDING ANY STAFFING IMPLICATIONS)

The Board has approved a total spend authorization of \$305,000. This purchasing request is for spend authorization for an additional \$50,000, which is budgeted in the various Departments' FY21 operating budget and CARES Act funding.

MONITORING AND REPORTING TIMELINE

The contract term is September 1, 2020 through August 31, 2021.

RESOURCE PERSONNEL

Mike Dickson, Chief Innovation Officer
972-758-3832

ADMINISTRATION RECOMMENDATION/REPORT

The District President recommends the Board of Trustees approves additional funds for engineering services from Reed, Wells, Benson, & Company.

BACKGROUND

Reed, Wells, Benson, and Company have provided exceptional professional engineering services for the District for many years. These additional funds are needed for the welding program expansion study for the Technical Campus and any additional projects that may arise during the remainder of the fiscal year.

Reference (REF) Number 4104 was issued to track the volume of spend for professional engineering services. Per Section 2254 of the Texas Government Code, professional engineering services are classified as professional services and are exempt from competitive bidding per Section 44.031(f) of the Texas Education Code.

IMPACT OF THIS ACTION

These services ensure a safe and comfortable environment for students, faculty, and staff and ensure that the District's mechanical systems perform at an optimum level.

BUDGET INFORMATION (INCLUDING ANY STAFFING IMPLICATIONS)

The Board has approved a total spend authorization of \$122,000. This purchasing request is for spend authorization for an additional \$90,000, which is budgeted in the Facilities and Construction Department's FY21 operating budgets.

MONITORING AND REPORTING TIMELINE

The contract term is September 1, 2020 through August 31, 2021.

RESOURCE PERSONNEL

Christopher Eyle, VP Facilities & Construction
972-758-3891

ADMINISTRATION RECOMMENDATION/REPORT

The District President recommends the Board of Trustees approves additional funds to purchase vehicles for the District from Caldwell Country Chevrolet, National Auto Fleet Group (NAFG), and Reliable Chevrolet.

BACKGROUND

These contracts are used to purchase vehicles to transport parts, equipment, and staff throughout the District for facilities and grounds maintenance.

Reference (REF) Number 4354 was issued to track the volume of spend for District vehicles. Caldwell Country Chevrolet and Reliable Chevrolet have contracts through the Tarrant County cooperative purchasing program, Contract #2020-216. National Auto Fleet Group has a contract through Sourcewell cooperative purchasing program, Contract #120716-NAF. These contracts comply with the competitive procurement requirements outlined in Section 44.031 of the Texas Education Code, as permitted under Section 791.011 of the Texas Government Code.

IMPACT OF THIS ACTION

The additional funding will be used to purchase vehicles for facilities and grounds maintenance departments at various campuses, including the Celina Campus.

BUDGET INFORMATION (INCLUDING ANY STAFFING IMPLICATIONS)

The Board has approved a total spend authorization of \$200,000. This purchasing request is for an additional spend authorization of \$160,000, which is budgeted in the various Departments' FY21 budgets and 2017 CIP startup and stabilization funding for the Celina Campus.

MONITORING AND REPORTING TIMELINE

The contract term is September 1, 2020 through August 31, 2021.

RESOURCE PERSONNEL

Christopher Eyle, VP Facilities & Construction
972-758-3891

ADMINISTRATION RECOMMENDATION/REPORT

The District President recommends the Board of Trustees approves additional funds to purchase help desk services from CampusEAI Consortium, a non-profit education association for the Technology Services Department.

BACKGROUND

CampusEAI provides student help desk support services for the District, aiding in the students' navigation of multiple integrated systems and providing technical support.

Request for Proposal (RFP) Number 3980 was issued and awarded in August 2016 to procure help desk services.

IMPACT OF THIS ACTION

This additional spend request will allow students' continued support through further contracted interactions both by email and by phone. The technical support and student help desk services provided by CampusEAI support Collin College students on a 24/7/365 basis. Moving more instruction into an online environment has resulted in students needing more technical support. These services include email support and telephone assistance to students for essential systems, including CougarWeb, OneLogin, Canvas, and Org Sync.

BUDGET INFORMATION (INCLUDING ANY STAFFING IMPLICATIONS)

The Board has approved a total spend authorization of \$519,995. This purchase request is for spend authorization for an additional \$160,000, which is budgeted in the Technology Services Department's FY21 operating budget and subsequent year's budgets subject to Board approval.

MONITORING AND REPORTING TIMELINE

The contract term is September 1, 2016 through August 31, 2021.

RESOURCE PERSONNEL

Mike Dickson, Chief Innovation Officer
972-758-3832

INFORMATION REPORTS

Information Item – Mental Health Support for Full-Time Faculty

Statement of Net Position as of March 31, 2021

Summaries of Current Funds, Revenue, & Expenses as of March 31, 2021

Monthly Investment Report as of March 31, 2021

Gifts-In-Kind as of March 31, 2021

Quarterly Foundation Report as of February 28, 2021

Quarterly Investment Report as of February 28, 2021

Quarterly Purchasing Report as of March 31, 2021

AECOM Monthly Report for March 2021

Follow Up to March 1, 2021 Inquiry From Trustee Arias

Mental Health Support for Full-Time Faculty

Question:

Trustee Arias requested information regarding the specific actions the District is taking to provide any and all opportunities for mental health support and emotional well-being activities for full-time faculty.

Answers:

Do we allot mental health days or is that just considered sick leave or PTO?

Full-time faculty are provided the following leave benefits:

- 12 days of paid sick leave per year (can accumulate up to 720 hours or 90 work days)
- 3 paid personal days
- Up to 3 days of paid leave for employees when an immediate family member is critically ill
- Up to 200 hours of donated sick leave bank hours for employees who have exhausted their paid leave benefits and who are still dealing with a serious health issue

In addition to an excellent insurance program that provides both health and mental health coverages for our full-time faculty, the college also provides an Employee Assistance Program (EAP) that provides no-cost mental health support for our employees beyond what is provided in our health insurance program.

The HR team provides information regarding the EAP in the New Employee Orientation, in summer insurance enrollment workshops, and in the “Leading for Excellence Academy” session on Fostering a Healthy and Inclusive Workplace, which covers a variety of safety topics. The session is offered several times a year.

The college also provides a Wellness Program with information regarding timely health-related topics that are emailed to employees and various programs and activities offered throughout the year. The Wellness benefit also includes up to 30 minutes of paid time for employees to participate in on-campus exercise programs three times per week.

How do we maintain confidentiality requirements if a faculty/staff member discloses the time is needed as a mental health day?

Employees submit sick leave requests through the college’s online timekeeping system. The system does not record the reason for the absence.

When HR is involved due to a Family and Medical Leave Act absence or an Americans with Disabilities Act-related accommodation, the HR Benefits team is responsible for protecting the privacy of benefits-related information for employees and following all required practices.

Do we encourage faculty and staff to take mental health breaks and/or leave? Do faculty and staff feel supported in doing so? How are you determining your answer?

Supervisors work closely with their employees. While we do not have documentation of the practices of each supervisor, employee feedback from the ModernThink Great Colleges to Work For Survey for 2020 indicates that employees feel supported by their supervisors and have the flexibility to manage both their personal and professional lives.

ModernThink Higher Education Insight Survey 2020 Collin College General Demographics Spreadsheet		Positive Response	Negative Response	2020 Honor Roll > 10,000	2020 Carnegie Assoc
Total number of survey respondents (299)					
34	This institution's benefits meet my needs.	92	3	91	85
47	My supervisor/department chair supports my efforts to balance my work and personal life.	90	2	89	88
53	This institution's policies and practices give me the flexibility to manage my work and personal life.	86	4	87	82

Are we reminding our College community of the importance of positive mental health and of what the college offers, if so, how and how often?

- At the beginning of each semester an email is sent to all students via PR that includes counseling services information, the counseling seminar schedule, and other helpful mental health resources.

- Counseling Services also sends an email to all faculty encouraging them to allow a counselor to visit their classroom (virtually or in-person) to give a brief overview of mental health resources available to students. A [general Counseling Services FAQ and Seminar schedule](#) is attached to this email as well as a [link to a video that gives an overview of counseling services](#) (this video is also included in the New Student Orientation). Professors are encouraged to attach this information in Canvas or on their syllabi. In addition, many professors offer students extra credit to attend Counseling Services seminars.
- The [CampusWell publication](#) is updated and sent to all students and all college employees via email each month. This publication includes customized wellness articles and mental health resource information for students. Topics covered throughout the year include but aren't limited to dating violence, healthy relationships, PTSD, sexual assault awareness, sexually transmitted infections, stalking, and general tips for college health and safety.
- Wellness Tables/Events: Each month Counseling Services promotes various initiatives and resources on campus that include the [online mental health screening](#), eating disorders, adjustment to college, depression, anxiety, LGBTQ, substance abuse resources, sexual assault awareness, bystander intervention, and suicide prevention.
- Collaboration: Counseling Services collaborates with [The Dignity Initiative](#), KNOW NOW (substance abuse resources), the I Got Your Back Project (Bystander Intervention), Psi Beta, SOBI, and promotes mental health resources at all the events and seminars.
- Counseling Services is offering 15 seminars during the Spring 2021 semester. These seminars are currently offered virtually District-wide and are coordinated and promoted via CougarConnect. Each seminar is also promoted on CougarVision and on campus posters. In addition, the student housing director is sent information for each seminar and is able to text students who live on campus this information. Also, CougarCare is offering two additional mindfulness seminars this semester. Information about these seminars will be emailed to all students along with reminders about other mental health resources available to them.

Have we seen a rise in counseling service utilization and how does that compare to years past?

The statistics actually show a decrease in utilization rate comparing pre-COVID semesters to COVID semesters. There has been a reduction in “walk-in” traffic and it is presumed this is because of the smaller number of students on campus. In addition, many of the in-person events, activities, and classroom visits for promoting mental health resources have been limited. However, there has been a significant increase in

the number utilizing counseling services virtually (as opposed to in-person) via secure video conference or phone since March 2020.

The chart below represents the number of attended counseling sessions for each semester from 2018 - 2020 (source: Titanium)

Semester	Number of Attended Sessions
Fall 2018	1547
Fall 2019	1864
Fall 2020	1419
Spring 2018	1603
Spring 2019	1659
Spring 2020	1351
Summer 2018	740
Summer 2019	695
Summer 2020	570

Have we seen a negative impact on student success rates due to COVID?

Data on GPA and withdrawal patterns to compare each COVID affected semester to the prior year is provided in the table below. It contains the end-of-term Headcount (Unduplicated) and Average Term GPA data comparing:

- Spring 2019 to Spring 2020
- Summer 2019 to Summer 2020
- Fall 2019 to Fall 2020

The GPA data indicates that even as enrollment increased, the average GPA either stayed relatively consistent (Summer/Fall) or even increased (Spring).

The next columns give more insight into the withdrawal patterns of the students in those semesters to include the count and percentage of students who withdrew from at least one course and the count and percentage of students who withdrew from all of their courses. Both Spring and Summer saw an increase in both the number of students withdrawing from at least one course and those withdrawing from all of their courses. While the Fall saw a decrease in the number of students withdrawing from at least one course but a small increase in the number of students withdrawing from all of their courses.

Comparison of Pre-Covid with Covid Affected Terms - End-of-Term Headcount/Average GPA
 Spring 2019 - Fall 2020
 Collin College

Semester	Headcount (Unduplicated)	Term GPA	Withdraw HC ^a	Withdraw % ^b	Total Withdraw HC ^c	Total Withdraw % ^d
Spring 2019	31,482	2.85	4,542	14.4%	1,138	3.6%
Spring 2020	32,598	3.01	5,636	17.3%	1,597	4.9%
Difference	1,116	0.16	1,094	2.9%	459	1.3%

Semester	Headcount (Unduplicated)	Term GPA	Withdraw HC ^a	Withdraw % ^b	Total Withdraw HC ^c	Total Withdraw % ^d
Summer 2019	15,159	3.16	1,313	8.7%	552	3.6%
Summer 2020	16,801	3.19	1,618	9.6%	607	3.6%
Difference	1,642	0.03	305	1.0%	55	0.0%

Semester	Headcount (Unduplicated)	Term GPA	Withdraw HC ^a	Withdraw % ^b	Total Withdraw HC ^c	Total Withdraw % ^d
Fall 2019	35,264	2.80	4,667	13.2%	1,244	3.5%
Fall 2020	35,606	2.78	4,498	12.6%	1,322	3.7%
Difference	342	(0.02)	(169)	-0.6%	78	0.2%

^a "Withdraw HC" represents the unduplicated count of students who withdrew from at least one course. The students could still have been enrolled in additional courses they did not withdraw from.

^b "Withdraw %" reflects the percentage of students who withdrew from at least one course. The students could still have been enrolled in additional courses so this data can not be used to infer the number of students to totally withdrew from the institution.

^c "Total Withdraw HC" represents the unduplicated count of students who withdrew from all of their enrolled courses for the semester.

^d "Total Withdraw %" reflects the percentage of students who withdrew from all of their enrolled courses for the semester.

Source: Collin College ZogoTech Data Warehouse (2021/03/01)

Collin IRO; dsm; 3/1/2021
 J:\VRO\Malone\Requests\Geracie, Matthew\Geracie, Matthew - Average GPA.xlsx

Resource:

Kim Davison, Chief of Staff
 972-985-3781
 kdavison@collin.edu

Collin College
Statement of Net Position
March 31

	2021	2020
Assets		
Current assets		
Cash and cash equivalents	\$ 468,408,606	\$ 302,930,812
Short term investments	52,429,089	75,875,250
Accounts receivable (net of allowance for bad debt)	6,877,644	6,444,679
Tax receivable (net of allowance for bad debt)	627,699	672,001
Inventories	45,423	4,616
Prepaid expenses	1,110,652	464,410
Total current assets	529,499,112	386,391,768
Noncurrent assets		
Long term investments	32,138,214	-
Capital assets, net		
Not subject to depreciation	180,457,444	320,202,897
Subject to depreciation	583,688,424	271,484,837
Total noncurrent assets	796,284,082	591,687,733
Total assets	\$ 1,325,783,193	\$ 978,079,501
Deferred outflows related to pensions	\$ 18,873,473	\$ 17,383,822
Deferred outflows related to OPEB	\$ 46,788,225	\$ 44,757,743
Liabilities		
Current liabilities		
Accounts payable	\$ 11,636,188	\$ 12,711,419
Accrued liabilities	2,811,638	1,250,341
Funds held for others	100,011	129,816
Unearned revenue	5,977,207	4,117,416
Accrued compensable absences payable	102,025	127,152
Bonds payable - current portion	10,120,000	10,520,000
OPEB liability - current portion	2,612,800	963,647
Total current liabilities	33,359,868	29,819,791
Noncurrent liabilities		
Accrued compensable absences payable	1,658,761	1,157,375
Pension liability	36,646,040	35,204,032
OPEB liability	79,824,497	64,546,843
Bonds payable	579,191,827	245,967,832
Total noncurrent liabilities	697,321,125	346,876,083
Total liabilities	\$ 730,680,992	\$ 376,695,873
Deferred inflows related to pensions	\$ 6,977,084	\$ 3,335,757
Deferred inflows related to OPEB	\$ 20,566,705	\$ 25,356,761
Net position		
Net investment in capital assets	\$ 320,960,850	\$ 352,615,708
Restricted for:		
Expendable		
Student aid/non-governmental grants and contracts	1,484,038	1,301,779
Reserve debt service	9,880,362	15,449,324
Unrestricted	300,894,860	265,465,864
Total net position	\$ 633,220,109	\$ 634,832,675

Collin County Community College District
All Funds
Revenues and Expenses
For the Period Ending
March 31

	2021 (58% Elapsed)			2020 (58% Elapsed)		
	FY 2021 Budget	YTD Actuals	Percent Budget	FY 2020 Budget	YTD Actuals	Percent Budget
Revenues						
Unrestricted						
State Appropriations-General Revenue	\$ 39,834,020	\$ 20,918,551	52.5 %	\$ 39,834,020	\$ 20,918,841	52.5 %
Tuition and Fees	53,658,563	41,650,741	77.6 %	48,788,991	41,200,196	84.4 %
Scholarship allowances	(8,000,000)	(4,666,667)	58.3 %	(7,700,000)	(4,491,667)	58.3 %
Taxes for Current Operations	130,982,990	121,441,766	92.7 %	118,601,066	115,691,208	97.5 %
Investment Income-Unrestricted Fund	2,350,000	381,418	16.2 %	4,070,000	2,281,300	56.1 %
Investment Income-Stabilization Fund	655,000	40,999	6.3 %	1,200,000	525,942	43.8 %
Investment Income-Building Fund	1,200,000	73,742	6.1 %	2,300,000	1,082,565	47.1 %
Miscellaneous - Unrestricted Fund	2,239,075	487,459	21.8 %	2,214,142	1,016,232	45.9 %
Auxiliary Fund	4,867,483	2,003,296	41.2 %	2,408,455	1,984,209	82.4 %
Total Unrestricted	227,787,131	182,331,304	80.0 %	211,716,674	180,208,827	85.1 %
Restricted						
Grants and Contracts	66,339,313	32,723,017	49.3 %	47,957,608	26,303,011	54.8 %
State Allocation-On-Behalf Benefits	8,984,595	5,446,711	60.6 %	8,641,239	5,119,521	59.2 %
Debt Service- General Obligation Bonds	4,788,309	3,357,268	70.1 %	4,896,142	3,346,858	68.4 %
Total Restricted	80,112,217	41,526,996	51.8 %	61,494,989	34,769,390	56.5 %
Transfers						
Transfer in - Unrestricted to Stabilization and Startup Fd	25,000,000	14,583,333	58.3 %	30,300,000	17,675,000	58.3 %
Transfer in - Unrestricted (SAFAC) to Athletics	250,000	-	0.0 %	220,000	160,281	72.9 %
Transfer in - Unrestricted to Grant Fund - Matching	162,608	70,298	43.2 %	158,971	58,180	36.6 %
Transfer in - Unrestricted to Debt Service Fund	26,505,552	15,258,828	57.6 %	15,803,626	9,202,705	58.2 %
Transfer in - Stabilization and Startup to Debt Srvc Fd	9,960,545	5,810,318	58.3 %	1,600,523	933,638	58.3 %
Transfer in - Bdg Fd to 2020 Limited Tax Series Bonds	-	-	-	233,064,645	52,113,354	22.4 %
Total Transfers	61,878,705	35,722,777	57.7 %	281,147,765	80,143,159	28.5 %
Total Revenues and Transfers	\$ 369,778,053	\$ 259,581,077	70.2 %	\$ 554,359,428	\$ 295,121,376	53.2 %
Expenses						
Unrestricted						
Instruction	\$ 98,450,185	\$ 54,274,276	55.1 %	\$ 85,568,147	\$ 46,855,510	54.8 %
Public Service	59,107	18,549	31.4 %	56,413	26,167	46.4 %
Academic Support	24,568,135	11,011,884	44.8 %	23,483,454	9,794,794	41.7 %
Student Services	24,659,202	9,415,980	38.2 %	19,544,065	9,216,587	47.2 %
Institutional Support	50,051,393	23,400,173	46.8 %	51,089,745	22,871,791	44.8 %
Operation and Maintenance of Plant	28,861,794	10,855,385	37.6 %	19,023,660	8,147,740	42.8 %
Scholarship allowances	(8,000,000)	(4,666,667)	58.3 %	(7,700,000)	(4,491,667)	58.3 %
Auxiliary Enterprises	4,010,811	2,261,872	56.4 %	3,887,432	2,268,049	58.3 %
Reserve for Supplemental Requests - Unrestricted Fd	-	-	-	312,500	-	0.0 %
Reserve for Supplemental Requests - Aux Fd	-	-	-	61,664	-	0.0 %
Building Fund	-	-	-	3,500,000	1,791,612	51.2 %
Total Unrestricted Expenses	222,660,627	106,571,453	47.9 %	198,827,080	96,480,583	48.5 %
Restricted						
Grants and Contracts-Scholarships	62,010,399	32,741,048	52.8 %	50,529,853	26,712,814	52.9 %
Debt Service - General Obligation	35,165,533	20,150,361	57.3 %	23,522,732	5,834,927	24.8 %
State Allocation-On-Behalf Benefits	8,984,595	5,446,262	60.6 %	8,641,239	5,119,521	59.2 %
Limited Tax Series Bonds	133,128,987	50,688,802	38.1 %	27,693,363	92,038,906	332.4 %
Total Restricted Expenses	239,289,514	109,026,473	45.6 %	110,387,187	129,706,167	117.5 %
Transfers						
Transfer out - Unrestricted to Stabilization and Startup Fd	25,000,000	14,583,333	58.3 %	30,300,000	17,675,000	58.3 %
Transfer out - Unrestricted (SAFAC) to Athletics	250,000	-	0.0 %	220,000	160,281	72.9 %
Transfer out - Unrestricted to Grant Fund - Matching	162,608	70,298	43.2 %	158,971	58,180	36.6 %
Transfer out - Unrestricted to Debt Service Fund	26,505,552	15,258,828	57.6 %	15,803,626	9,202,705	58.2 %
Transfer out - Stabilization and Startup to Debt Service Fd	9,960,545	5,810,318	58.3 %	1,600,523	933,638	58.3 %
Transfer out - Bdg Fd to 2020 Limited Tax Series Bonds	-	-	-	233,064,645	52,113,354	22.4 %
Total Transfers	61,878,705	35,722,777	57.7 %	281,147,765	80,143,159	28.5 %
Other Adjustments						
Depreciation	16,630,452	10,611,437	63.8 %	12,354,681	7,178,814	58.1 %
Bond Principal-General Obligation Bonds	(23,681,777)	(7,000,000)	29.6 %	(10,520,000)	-	0.0 %
Capitalized Expenses-Operating/Aux/Restricted	(9,080,087)	(4,936,593)	54.4 %	(10,204,042)	(2,508,320)	24.6 %
Capitalized Expenses-Building Fund	-	-	-	(4,657,944)	(1,791,612)	38.5 %
Capitalized Expenses-Limited Tax Bond Series	(132,372,534)	(50,688,802)	38.3 %	(235,398,926)	(92,029,406)	39.1 %
Total Other Expenses	(148,503,946)	(52,013,959)	35.0 %	(248,426,231)	(89,150,524)	35.9 %
Total Expenses, Transfers and Adjustments	375,324,900	199,306,744	53.1 %	341,935,802	217,179,386	63.5 %
Excess (Deficit) of Revenues Over Expenses	(5,546,847)	60,274,333	(1086.6)%	212,423,627	77,941,990	36.7 %
Total Expenses and Change to Net Position	\$ 369,778,053	\$ 259,581,077	70.2 %	\$ 554,359,428	\$ 295,121,376	53.2 %

Collin County Community College District
Current Unrestricted Funds
Revenues and Expenses
For the Period Ending
March 31

	2021 (58% Elapsed)			2020 (58% Elapsed)		
	FY 2021 Budget	YTD Actuals	Percent Budget	FY 2020 Budget	YTD Actuals	Percent Budget
Revenues and Transfers In						
State Appropriations	\$ 39,834,020	\$ 20,918,551	52.5 %	\$ 39,834,020	\$ 20,918,841	52.5 %
Tuition and Fees (net of discounts)	53,658,563	41,650,741	77.6 %	48,788,991	41,200,196	84.4 %
Scholarship Allowances	(8,000,000)	(4,666,667)	58.3 %	(7,700,000)	(4,491,667)	58.3 %
Taxes for Current Operations	130,982,990	121,441,766	92.7 %	118,601,066	115,691,208	97.5 %
Investment Income	2,350,000	381,418	16.2 %	4,070,000	2,281,300	56.1 %
Miscellaneous	2,239,075	487,459	21.8 %	2,214,142	1,016,232	45.9 %
Total Revenues	<u>\$ 221,064,648</u>	<u>\$ 180,213,268</u>	81.5 %	<u>\$ 205,808,219</u>	<u>\$ 176,616,110</u>	85.8 %
Expenses						
Instruction	\$ 97,248,125	\$ 54,227,360	55.8 %	\$ 83,783,657	\$ 46,565,028	55.6 %
Public Service	59,107	18,549	31.4 %	56,413	26,167	46.4 %
Academic Support	23,008,094	10,693,231	46.5 %	16,728,590	8,581,780	51.3 %
Student Services	23,644,242	9,367,098	39.6 %	18,960,611	9,165,847	48.3 %
Institutional Support	49,152,032	23,400,173	47.6 %	50,082,362	22,528,223	45.0 %
Plant Operations & Maintenance	27,307,686	10,653,354	39.0 %	18,029,145	8,064,460	44.7 %
Scholarship Allowances	(8,000,000)	(4,666,667)	58.3 %	(7,700,000)	(4,491,667)	58.3 %
Total Unrestricted Expenses	<u>212,419,286</u>	<u>103,693,099</u>	48.8 %	<u>179,940,778</u>	<u>90,439,839</u>	50.3 %
Transfers						
Non-Mandatory:						
Unrestricted to Stabilization and Startup	25,000,000	14,583,333	58.3 %	30,300,000	17,675,000	58.3 %
Unrestricted (SAFAC) to Athletics	250,000	-	0.0 %	220,000	160,281	72.9 %
Mandatory:						
Unrestricted to Grant Fund (Matching)	162,608	70,298	43.2 %	158,971	58,180	36.6 %
Unrestricted to Debt Service	26,505,552	15,258,828	57.6 %	15,803,626	9,202,705	58.2 %
Total Transfers	<u>51,918,160</u>	<u>29,912,459</u>	57.6 %	<u>46,482,597</u>	<u>27,096,166</u>	58.3 %
Reserves						
Reserves for Supplemental	-	-	-	312,500	-	0.0 %
Total Reserves	<u>-</u>	<u>-</u>	-	<u>312,500</u>	<u>-</u>	0.0 %
Other Expenses and adjustments						
Depreciation	16,630,452	10,611,437	63.8 %	12,354,681	7,178,814	58.1 %
Capitalized Expenses	(7,653,962)	(4,134,911)	54.0 %	(9,639,880)	(2,308,620)	23.9 %
Total Other Expenses	<u>8,976,490</u>	<u>6,476,526</u>	72.1 %	<u>2,714,802</u>	<u>4,870,193</u>	179.4 %
Total Expenses, Transfers, and Reserves	<u>273,313,936</u>	<u>140,082,083</u>	51.3 %	<u>229,450,677</u>	<u>122,406,198</u>	53.3 %
Excess (Deficit) of Revenues Over Expenses	<u>(52,249,288)</u>	<u>40,131,185</u>	(76.8)%	<u>(23,642,458)</u>	<u>54,209,913</u>	(229.3)%
Total Expenses and Change to Net Position	<u>\$ 221,064,648</u>	<u>\$ 180,213,268</u>	81.5 %	<u>\$ 205,808,219</u>	<u>\$ 176,616,110</u>	85.8 %

Collin County Community College District
 Stabilization and Startup Fund
 Revenues and Expenses
 For the Period Ending
 March 31

	2021 (58% Elapsed)			2020 (58% Elapsed)		
	FY 2021 Budget	YTD Actuals	Percent Budget	FY 2020 Budget	YTD Actuals	Percent Budget
Revenues and Transfers						
Investment Income	\$ 655,000	\$ 40,999	6.3 %	\$ 1,200,000	\$ 525,942	43.8 %
Transfer In - from Unrestricted	25,000,000	14,583,333	58.3 %	30,300,000	17,675,000	58.3 %
Total Revenues and Transfers	\$ 25,655,000	\$ 14,624,332	57.0 %	\$ 31,500,000	\$ 18,200,942	57.8 %
Expenses and Transfers						
Instruction	\$ 1,202,060	\$ 46,916	3.9 %	\$ 1,784,490	\$ 290,482	16.3 %
Academic Support	1,560,041	318,653	20.4 %	6,754,864	1,213,015	18.0 %
Student Services	1,014,960	48,882	4.8 %	583,454	50,739	8.7 %
Institutional Support	899,361	-	0.0 %	1,007,383	344,104	34.2 %
Plant Operations & Maintenance	1,554,108	202,031	13.0 %	994,515	83,280	8.4 %
Transfer out - to Debt Service	9,960,545	5,810,318	58.3 %	1,600,523	933,638	58.3 %
Total Expenses and Transfers	16,191,075	6,426,801	39.7 %	12,725,229	2,915,258	22.9 %
Excess (Deficit) Revenues over Expenses	9,463,925	8,197,532	86.6 %	18,774,771	15,285,684	81.4 %
Total Expenses and Change to Net Position	\$ 25,655,000	\$ 14,624,332	57.0 %	\$ 31,500,000	\$ 18,200,942	57.8 %

Collin County Community College District
 Auxiliary Funds
 Revenues and Expenses
 For the Period Ending
 March 31

	2021 (58% Elapsed)			2020 (58% Elapsed)		
	FY 2021 Budget	YTD Actuals	Percent Budget	FY 2020 Budget	YTD Actuals	Percent Budget
Revenues						
Bookstore	\$ 850,000	\$ 570,009	67.1 %	\$ 925,000	\$ 713,955	77.2 %
Food Services/Vending	1,725,590	373,941	21.7 %	737,000	533,661	72.4 %
Catering Services	250,000	29,592	11.8 %	310,000	233,616	75.4 %
Facilities Rental	188,000	(7,775)	(4.1)%	186,000	102,022	54.9 %
Print Shop	123,000	7,387	6.0 %	124,500	80,508	64.7 %
Miscellaneous	10,000	6,170	61.7 %	10,000	6,275	62.8 %
Athletics	4,000	-	0.0 %	4,000	2,693	67.3 %
Student Housing	1,604,938	951,811	59.3 %	-	242,754	-
Cell Tower	111,955	72,160	64.5 %	111,955	68,726	61.4 %
Total	4,867,483	2,003,296	41.2 %	2,408,455	1,984,209	82.4 %
Transfers						
Transfer in - Unrestricted (SAFAC) to Athletics	250,000	-	0.0 %	220,000	160,281	72.9 %
Total Revenues and Transfers	\$ 5,117,483	\$ 2,003,296	39.1 %	\$ 2,628,455	\$ 2,144,490	81.6 %
Expenses						
Auxiliary Services Administration	\$ 141,738	\$ 116,957	82.5 %	\$ 186,386	\$ 118,663	63.7 %
Food Services/Vending	1,401,379	838,760	59.9 %	1,028,861	697,791	67.8 %
Catering Services	213,515	60,108	28.2 %	282,618	211,691	74.9 %
Facilities Rental	230,685	88,135	38.2 %	160,703	89,189	55.5 %
Print Shop	123,040	40,066	32.6 %	131,782	61,142	46.4 %
Athletics	854,674	444,348	52.0 %	854,674	560,746	65.6 %
Student Housing	874,280	580,639	66.4 %	1,015,070	419,539	41.3 %
Scholarships	132,500	80,747	60.9 %	132,500	88,480	66.8 %
Refund Petition	39,000	12,113	31.1 %	27,000	20,808	77.1 %
Reserve for Supplemental - Auxliary Fund	-	-	-	61,664	-	0.0 %
Total Expenses	4,010,811	2,261,872	56.4 %	3,881,258	2,268,049	58.4 %
Other Adjustments						
Capitalized expenses	(1,000)	-	0.0 %	(54,100)	-	0.0 %
Total Expenses and Adjustments	4,009,811	2,261,872	56.4 %	3,827,158	2,268,049	59.3 %
Excess (Deficit) of Revenues Over Expenses	1,107,672	(258,576)	(23.3)%	(1,198,703)	(123,559)	10.3 %
Total Expenses and Change in Net Position	\$ 5,117,483	\$ 2,003,296	39.1 %	\$ 2,628,455	\$ 2,144,490	81.6 %

Collin County Community College District
 Building Fund
 Revenues and Expenses
 For the Period Ending
 March 31

	2021 (58% Elapsed)			2020 (58% Elapsed)		
	FY 2021 Budget	YTD Actuals	Percent Budget	FY 2020 Budget	YTD Actuals	Percent Budget
Revenues and Transfers						
Investment Income	\$ 1,200,000	\$ 73,742	6.1 %	\$ 2,300,000	\$ 1,082,565	47.1 %
Transfer in - Limited Tax Series Bonds	-	-	-	117,435,564	-	0.0 %
Total Revenues and Transfers	<u>\$ 1,200,000</u>	<u>\$ 73,742</u>	6.1 %	<u>\$ 119,735,564</u>	<u>\$ 1,082,565</u>	0.9 %
Expenses and Transfers						
Student Housing Expenses	\$ -	\$ -	-	\$ 4,657,944	\$ 1,791,612	38.5 %
Transfer out - Limited Tax Series Bonds	-	-	-	-	52,113,354	-
Total Expenses and Transfers	<u>-</u>	<u>-</u>	-	<u>4,657,944</u>	<u>53,904,966</u>	1157.3 %
Other Adjustments						
Student Housing Expenses to be capitalized	-	-	-	(4,657,944)	(1,791,612)	38.5 %
Total Expenses, Transfers and Adjustments	<u>-</u>	<u>-</u>	-	<u>-</u>	<u>52,113,354</u>	-
Excess (Deficit) Revenues over Expenses	<u>1,200,000</u>	<u>73,742</u>	6.1 %	<u>119,735,564</u>	<u>(51,030,789)</u>	(42.6)%
Total Expenses and Change to Net Position	<u>\$ 1,200,000</u>	<u>\$ 73,742</u>	6.1 %	<u>\$ 119,735,564</u>	<u>\$ 1,082,565</u>	0.9 %

Collin County Community College District
 Restricted Fund
 Revenues and Expenses
 For the Period Ending
 March 31

	2021 (58% Elapsed)			2020 (58% Elapsed)		
	FY 2021 Budget	YTD Actuals	Percent Budget	FY 2020 Budget	YTD Actuals	Percent Budget
Revenues						
Federal	\$ 60,488,377	\$ 29,378,733	48.6 %	\$ 41,171,116	\$ 22,919,017	55.7 %
State	12,303,087	6,994,416	56.9 %	12,843,131	6,563,985	51.1 %
Local/Private	2,532,444	1,796,579	70.9 %	2,714,513	1,939,529	71.5 %
Total Restricted Revenues	75,323,908	38,169,728	50.7 %	56,728,760	31,422,532	55.4 %
Matching	162,608	70,298	43.2 %	158,971	58,180	36.6 %
Total Revenues and Matching	\$ 75,486,516	\$ 38,240,026	50.7 %	\$ 56,887,731	\$ 31,480,711	55.3 %
Expenses						
Instruction	\$ 5,678,344	\$ 3,696,265	65.1 %	\$ 6,220,616	\$ 2,809,314	45.2 %
Public Service	753,042	338,152	44.9 %	844,582	324,995	38.5 %
Academic Support	5,773,184	1,069,746	18.5 %	3,819,245	1,081,339	28.3 %
Student Services	2,911,919	1,028,524	35.3 %	2,106,668	1,179,038	56.0 %
Institutional Support	20,734,685	2,437,864	11.8 %	4,069,065	1,473,722	36.2 %
Capitalized Expenses (CARES)	580,249	580,249	100.0 %	-	-	-
Scholarships and Fellowships	34,563,571	29,036,510	84.0 %	33,966,699	24,963,927	73.5 %
Total Restricted Expenses	70,994,994	38,187,310	53.8 %	51,026,875	31,832,335	62.4 %
Other Expenses and Adjustments						
Capitalized expenses	(1,425,125)	(801,682)	56.3 %	(510,062)	(199,699)	39.2 %
Excess Revenue (Deficit) over Expenses	5,916,647	854,398	14.4 %	6,370,918	(151,924)	(2.4)%
Total Expenses and Change to Net Position	\$ 76,911,641	\$ 39,041,708	50.8 %	\$ 57,397,793	\$ 31,680,411	55.2 %

Collin County Community College District
Debt Service
Revenues and Expenses
For the Period Ending
March 31

	2021 (58% Elapsed)			2020 (58% Elapsed)		
	FY 2021 Budget	YTD Actuals	Percent Budget	FY 2020 Budget	YTD Actuals	Percent Budget
Revenues						
Ad Valorem Taxes	\$ 3,528,309	\$ 3,260,289	92.4 %	\$ 3,196,142	\$ 3,103,876	97.1 %
Investment Income	1,260,000	96,979	7.7 %	1,700,000	242,982	14.3 %
Transfer In - Unrestricted to DS* Fund	26,505,552	15,258,828	57.6 %	15,803,626	9,202,705	58.2 %
Transfer In - Stabilization & Start Up to DS*	9,960,545	5,810,318	58.3 %	1,600,523	933,638	58.3 %
Total Revenue	<u>41,254,406</u>	<u>24,426,413</u>	59.2 %	<u>22,300,291</u>	<u>13,483,202</u>	60.5 %
Expenses						
Bond Principal-Series 2010	\$ 2,760,000	\$ 7,000,000	253.6 %	\$ 2,635,000	\$ -	0.0 %
Bond Interest-Series 2010	323,100	8,078	2.5 %	441,675	257,644	58.3 %
Bond Principal-Series 2018	8,205,000	-	0.0 %	7,885,000	-	0.0 %
Bond Interest-Series 2018	9,245,656	5,393,299	58.3 %	9,561,057	5,577,283	58.3 %
Bond Principal-Series 2020	1,915,000	-	0.0 %	-	-	-
Bond Interest-Series 2020	12,716,777	7,748,984	60.9 %	3,000,000	-	0.0 %
Total Expenses	<u>20,533,756</u>	<u>20,150,361</u>	98.1 %	<u>20,522,732</u>	<u>5,834,927</u>	28.4 %
Add back: Principal payment	(10,965,000)	(7,000,000)	63.8 %	(10,520,000)	-	0.0 %
Excess (Deficit) Revenues over Expenses	<u>31,685,650</u>	<u>11,276,053</u>	35.6 %	<u>12,297,559</u>	<u>7,648,275</u>	62.2 %
Total Expenses and Change to Net Position	<u>\$ 41,254,406</u>	<u>\$ 24,426,413</u>	59.2 %	<u>\$ 22,300,291</u>	<u>\$ 13,483,202</u>	60.5 %

*DS=Debt Service



Monthly Investment Report

March 31, 2021

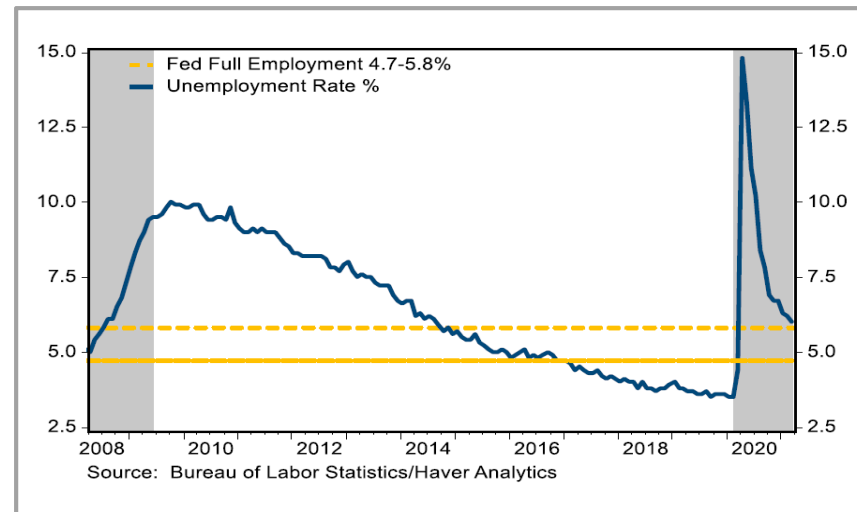
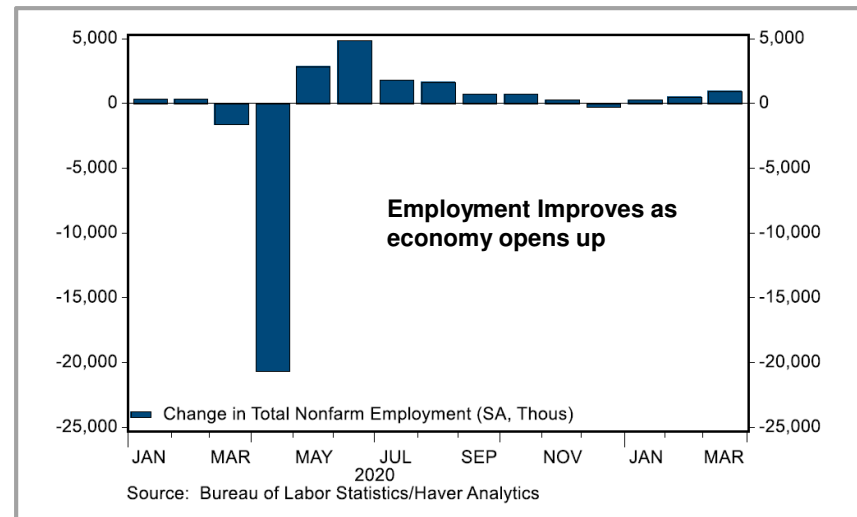
PATTERSON & ASSOCIATES



INVESTMENT PROFESSIONALS

What's Driving Rates? And Where?

- Payrolls in March surged with improvement in most industries – up 916,000 jobs and a lower rate (6%).
- The increase in payrolls is directly tied to vaccinations and a relaxing of regulations.
- Businesses are reopening and gaining momentum with eased restrictions. ISM Services index rose to its highest read since 1997. That means producers are optimistic of an ongoing recovery.
- A stimulus fueled consumer is out to spend those checks.
- Business are encouraged to hire as long as the view improves.
- Housing continues to boom although slowing slightly as inventories decrease.
- The economy is growing at its fastest pace since 1984, which led the IMF to predict it will surpass its pre-pandemic size. Thanks in large part to the \$1.9 trillion virus stimulus package.
- The warning remains the same from the Fed who says we are *far from complete but* they continue to provide extraordinary market support.
- The Fed is supporting the economy through continued buying of securities.
- This drives stock investors into new historic nose bleed heights – the S&P hits 4,000 for the first time.
- This does cause risks - more for stocks than bonds – as regulators target hedge funds (Archegos) and private funds.



Big, Bold and Expensive

The new administration is ready to launch its new package to “Build Back Better.” The estimated \$2 trillion plan will start with jobs and tackle infrastructure, climate and emissions. A package this size – from homes to high speed rail - could lift productivity and GDP with 69% spent in the first year. But it could squeeze out private and state/local investments also.

At least some in Congress have to be questioning whether this size of an additional stimulus is needed at this point right after passing \$2T, the impact of which has yet to be felt.

Additionally, some do question the sheer size with debt already at alarming levels. With the combined Trump/Biden \$5.7T in stimulus spending, the US debt to GDP ratio is already over 100%. With intra-governmental debt that rises it to 128%.

Sometimes more is just more.

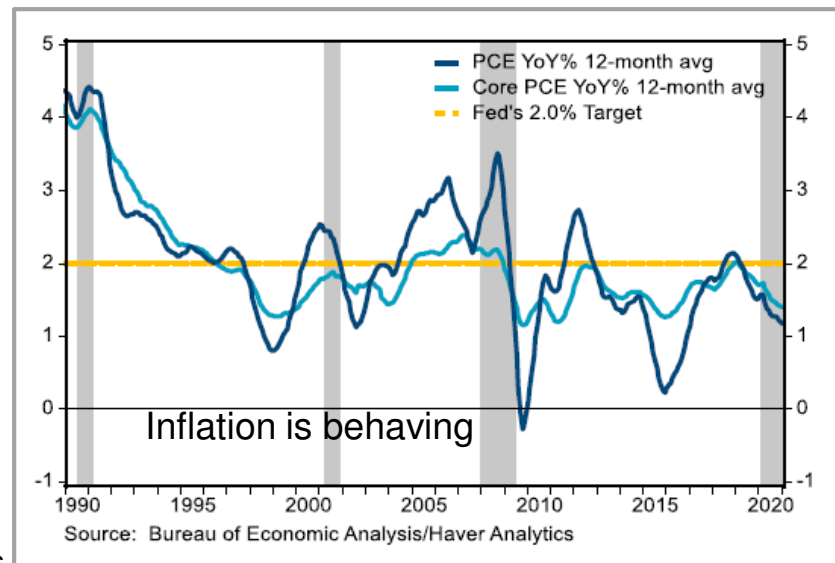
The Fed is remaining on hold despite their optimistic outlook which includes a 6.5% growth rate in 2021, a 2.4% inflation rate, and a decline in the unemployment rate to 4.5%. Chair Powell has indicated that future adjustments will be made on *realized* improvements *not anticipation* of that improvement. Not all Fed Presidents agree. Dallas Fed President Kaplan has forecast a rate hike next year in order to wean off the Fed’s extraordinary efforts in supporting the economy and the markets.

Meanwhile, of course, geopolitics continue apace. China has been flexing its muscles in military *exercises* surrounding Taiwan. Some of that bravado could come from their hesitancy to add to debt to fight the pandemic. They really want to be the world’s reserve currency.

The major moves in the stock market have helped to entice investors out of bonds rising longer rates, but risk can be dangerous as we saw with the Robinhood debacle and the Achegos *hedge fund implosion*.

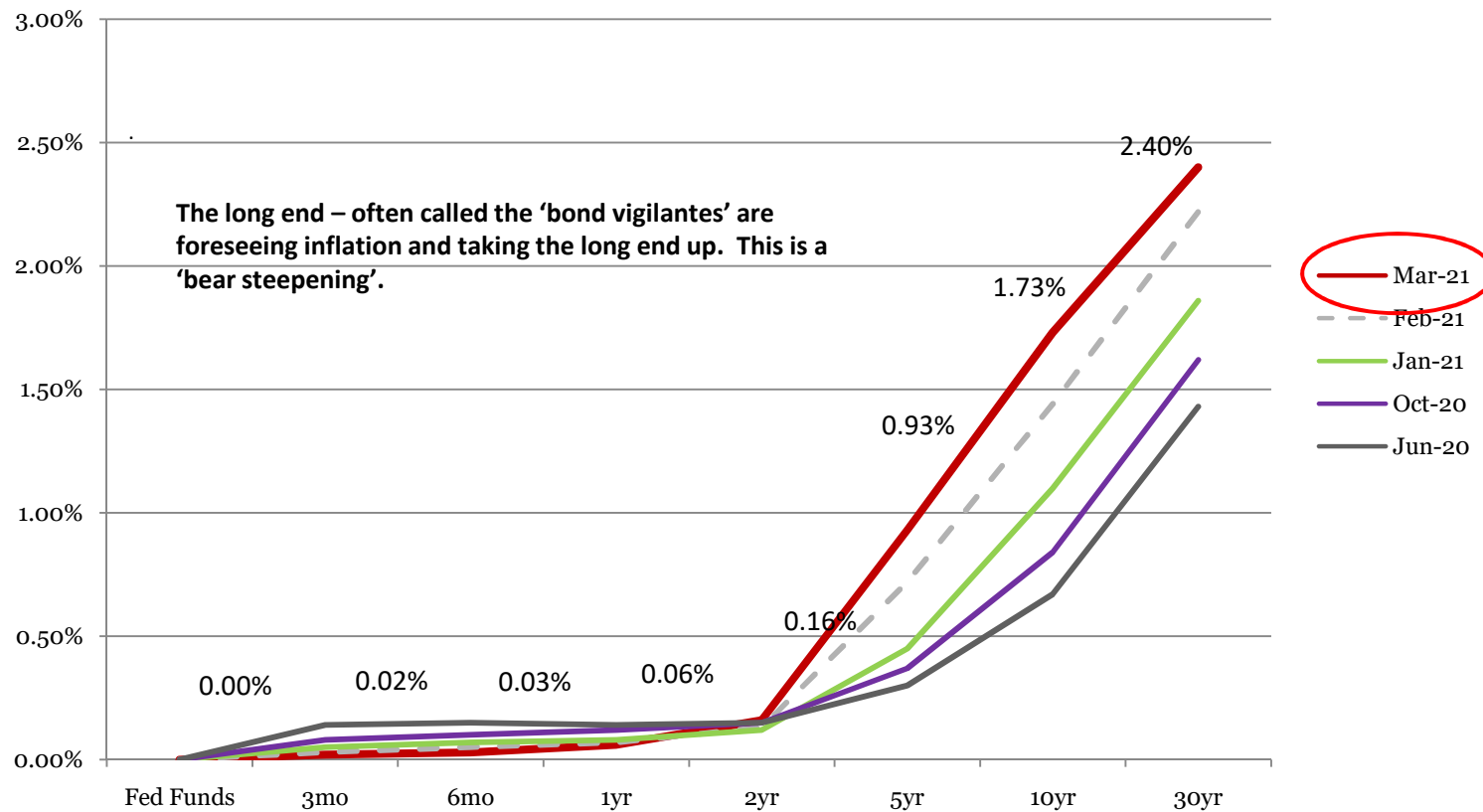
Makes you glad you are in the bond market even with low rates!

The Fed remains on hold...



A Different Look

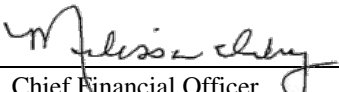
- The curve is reacting to an improving economy and feeding off the stimulus trough that promises even more funds thrown into the economy.
- The bond market is foreseeing inflation.
- The market will fight the Fed and their asset purchases on the long end. Usually the market wins. The rates are going up.
- The various Covid vaccines have been a major boost to confidence. A more robust economic recovery may require several more months.
- The Fed has stated its intention to stay at 0.0% Fed Funds through 2023. Looks like the curve will do its job for it.



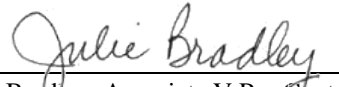
Collin County Community College District
 Monthly Investment Report
 March 1, 2021 – March 31, 2021

Portfolio Summary Management Report


<u>Portfolio as of 02/28/21:</u>		<u>Portfolio as of 03/31/21:</u>	
Beginning Book Value	\$ 578,866,122	Ending Book Value	\$ 560,647,746
Beginning Market Value	\$ 579,070,357	Ending Market Value	\$ 560,808,829
		Unrealized Gain/Loss	\$ 161,083
WAM at Beginning Period Date ¹	46 days	WAM at Ending Period Date ¹	52 days
<i>(Decrease in market value is due to seasonal cash outflows)</i>		Change in Market Value ²	\$ (18,261,528)
Average Yield to Maturity for period		0.110%	
Average Yield 3 Month Treasury Bill for period		0.030%	



 Melissa Irby, Chief Financial Officer
 Collin County Community College District



 Julie Bradley, Associate V.P. - Controller
 Collin County Community College District



 Barbara Johnston, Associate V.P.
 Collin County Community College District

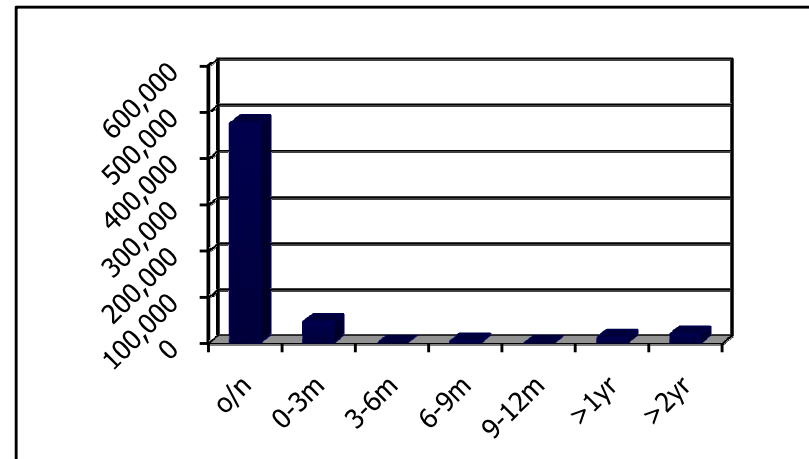
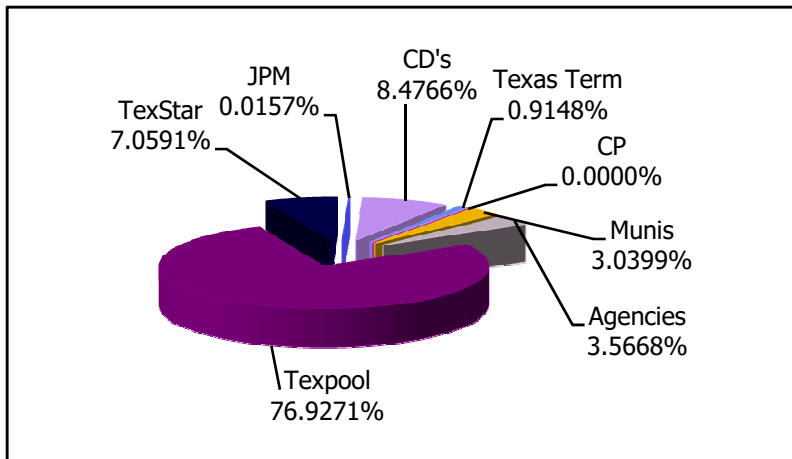
¹ WAM – weighted average maturity

² “Change in Market Value” is required data, but will primarily reflect the receipt and expenditure of the District’s funds from month to month. *Patterson & Associates* has assisted in the preparation of this consolidated investment report, with additional input provided by CCCCDCD.

Your Portfolio

As of March 31, 2021

- P&A constantly reviews your portfolio for optimal asset allocation and a controlled average maturity because a diversified portfolio can better adjust to volatile market conditions. These are unusual times and where extensions can be made it is important to make them to find any available safe value in the markets.
- The graphs below show asset allocations by market sector and by maturity in your portfolio. Liquidity has been reduced to little or no value but with a flat short curve it may be the only sector available out to twelve months without the use of CP. Our expectation is of continuing dismally low rates but we look for value in your authorized sectors to capture the yield available as markets change.
- The non-cash portion of your portfolio is yielding 0.62%.





**Collin Co Comm College Dist.
Portfolio Management
Portfolio Summary
March 31, 2021**

Patterson & Associates
901 S. MoPac
Suite 195
Austin, TX 78746

Investments	Par Value	Market Value	Book Value	% of Portfolio	Term	Days to Maturity	YTM 365 Equiv.
Federal Agency Coupon Securities	20,000,000.00	19,991,055.50	19,997,071.29	3.57	1,089	936	0.335
Municipal Bonds	16,865,000.00	17,209,708.25	17,042,609.48	3.04	706	461	0.953
TexStar	39,576,375.89	39,576,375.89	39,576,375.89	7.06	1	1	0.022
Texpool	431,290,574.82	431,290,574.82	431,290,574.82	76.93	1	1	0.019
JPMorgan Chase	88,491.06	88,491.06	88,491.06	0.02	1	1	0.000
CD's - Interest Monthly/Quarterly	47,523,883.95	47,523,883.95	47,523,883.95	8.48	365	49	0.620
Texas Term	5,128,739.58	5,128,739.58	5,128,739.58	0.91	1	1	0.050
Investments	560,473,065.30	560,808,829.05	560,647,746.07	100.00%	92	52	0.110

Total Earnings	March 31	Month Ending	Fiscal Year To Date
Current Year		51,944.69	592,167.11



**Collin Co Comm College Dist.
Summary by Type
March 31, 2021
Grouped by Fund**

Patterson & Associates
901 S. MoPac
Suite 195
Austin, TX 78746
-

Security Type	Number of Investments	Par Value	Book Value	% of Portfolio	Average YTM 365	Average Days to Maturity
Fund: Building						
Federal Agency Coupon Securities	1	5,000,000.00	5,000,000.00	0.89	0.400	1,076
Municipal Bonds	2	8,000,000.00	8,055,517.27	1.44	0.370	358
Texpool	1	77,563,877.00	77,563,877.00	13.83	0.019	1
TexStar	1	28,258,814.33	28,258,814.33	5.04	0.022	1
Subtotal	5	118,822,691.33	118,878,208.60	21.20	0.059	70
Fund: 2018 Bond Series						
Texpool	1	0.00	0.00	0.00	0.000	0
Subtotal	1	0.00	0.00	0.00	0.000	0
Fund: 2020 Bond Series						
Texpool	1	111,691,068.48	111,691,068.48	19.92	0.019	1
Subtotal	1	111,691,068.48	111,691,068.48	19.92	0.019	1
Fund: Debt Service						
Texas Term	1	20.50	20.50	0.00	0.000	1
Texpool	1	15,094,305.25	15,094,305.25	2.69	0.019	1
Subtotal	2	15,094,325.75	15,094,325.75	2.69	0.019	1
Fund: Operating						
Municipal Bonds	2	8,865,000.00	8,987,092.21	1.60	1.474	553
CD's - Interest Monthly/Quarterly	1	47,523,883.95	47,523,883.95	8.48	0.620	49
Federal Agency Coupon Securities	3	15,000,000.00	14,997,071.29	2.67	0.314	890
JPMorgan Chase	1	88,491.06	88,491.06	0.02	0.000	1
Texas Term	1	5,128,719.08	5,128,719.08	0.91	0.050	1
Texpool	1	143,294,462.03	143,294,462.03	25.56	0.019	1
TexStar	1	11,317,561.56	11,317,561.56	2.02	0.022	1
Subtotal	10	231,218,117.68	231,337,281.18	41.26	0.219	90
Fund: Stabilization						
Texpool	1	83,646,862.06	83,646,862.06	14.92	0.019	1
Subtotal	1	83,646,862.06	83,646,862.06	14.92	0.019	1
Total and Average	20	560,473,065.30	560,647,746.07	100.00	0.110	52



Collin Co Comm College Dist.
Fund BLDG - Building
Investments by Fund
March 31, 2021

Patterson & Associates
 901 S. MoPac
 Suite 195
 Austin, TX 78746
 -

CUSIP	Investment #	Issuer	Purchase Date	Book Value	Par Value	Market Value	Current Rate	YTM 360	YTM 365	Maturity Date	Days To Maturity
Federal Agency Coupon Securities											
3130ALJ70	10172	FHLB Call Note	03/12/2021	5,000,000.00	5,000,000.00	4,993,162.35	0.400	0.394	0.400	03/12/2024	1,076
Subtotal and Average				5,000,000.00	5,000,000.00	4,993,162.35		0.395	0.400		1,076
Municipal Bonds											
419792ZH2	10170	State of Hawaii	10/29/2020	3,000,000.00	3,000,000.00	3,010,140.00	0.429	0.422	0.428	10/01/2022	548
476576QP1	10171	Jersey City NJ	12/03/2020	5,055,517.27	5,000,000.00	5,062,550.00	2.000	0.331	0.335	12/02/2021	245
Subtotal and Average				8,055,517.27	8,000,000.00	8,072,690.00		0.365	0.370		357
TexStar											
2450	10007	TexStar	02/01/2016	28,258,814.33	28,258,814.33	28,258,814.33	0.022	0.021	0.021		1
Subtotal and Average				28,258,814.33	28,258,814.33	28,258,814.33		0.021	0.022		1
Texpool											
700001	10009	Texpool	02/01/2016	77,563,877.00	77,563,877.00	77,563,877.00	0.019	0.018	0.018		82
Subtotal and Average				77,563,877.00	77,563,877.00	77,563,877.00		0.018	0.019		1
Total Investments and Average				118,878,208.60	118,822,691.33	118,888,543.68		0.058	0.059		70

**Fund BOND18 - 2018 Bond Series
Investments by Fund
March 31, 2021**

CUSIP	Investment #	Issuer	Purchase Date	Book Value	Par Value	Market Value	Current Rate	YTM 360	YTM 365	Maturity Days To Date Maturity
Texpool										
700006	10067	Texpool	04/12/2018	0.00	0.00	0.00				1
Subtotal and Average				0.00	0.00	0.00		0.000	0.000	0
Total Investments and Average				0.00	0.00	0.00		0.000	0.000	0

Fund BOND20 - 2020 Bond Series
Investments by Fund
March 31, 2021

CUSIP	Investment #	Issuer	Purchase Date	Book Value	Par Value	Market Value	Current Rate	YTM 360	YTM 365	Maturity Days To Date Maturity
Texpool										
700006A	10164	Texpool	04/29/2020	111,691,068.48	111,691,068.48	111,691,068.48	0.019	0.018	0.018	1
Subtotal and Average				111,691,068.48	111,691,068.48	111,691,068.48	0.018	0.019		1
Total Investments and Average				111,691,068.48	111,691,068.48	111,691,068.48	0.018	0.019		1

**Fund DS - Debt Service
Investments by Fund
March 31, 2021**

CUSIP	Investment #	Issuer	Purchase Date	Book Value	Par Value	Market Value	Current Rate	YTM 360	YTM 365	Maturity Days To Date Maturity
Texpool										
700004	10010	Texpool	02/01/2016	15,094,305.25	15,094,305.25	15,094,305.25	0.019	0.018	0.018	1
Subtotal and Average				15,094,305.25	15,094,305.25	15,094,305.25		0.018	0.019	1
Texas Term										
1291-01	10141	TexasDAILY	02/04/2019	20.50	20.50	20.50				1
Subtotal and Average				20.50	20.50	20.50		0.000	0.000	1
Total Investments and Average				15,094,325.75	15,094,325.75	15,094,325.75		0.018	0.019	1

**Fund OPER - Operating
Investments by Fund
March 31, 2021**

CUSIP	Investment #	Issuer	Purchase Date	Book Value	Par Value	Market Value	Current Rate	YTM 360	YTM 365	Maturity Date	Days To Maturity
Federal Agency Coupon Securities											
3133EL5J9	10167	FFCB Call Note	09/16/2020	4,999,347.83	5,000,000.00	5,001,810.05	0.300	0.305	0.310	09/01/2023	883
3133EL6U3	10169	FFCB Call Note	09/16/2020	4,997,723.46	5,000,000.00	4,995,641.05	0.280	0.309	0.313	09/14/2023	896
3134GWK47	10168	FHLMC Call Note	09/16/2020	5,000,000.00	5,000,000.00	5,000,442.05	0.305	0.312	0.316	09/08/2023	890
Subtotal and Average				14,997,071.29	15,000,000.00	14,997,893.15		0.309	0.314		889
Municipal Bonds											
20772J3G5	10162	State of Connecticut	04/20/2020	5,909,066.87	5,865,000.00	6,000,188.25	2.020	1.440	1.460	08/15/2022	501
20772KAE9	10163	State of Connecticut	04/20/2020	3,078,025.34	3,000,000.00	3,136,830.00	2.990	1.479	1.500	01/15/2023	654
Subtotal and Average				8,987,092.21	8,865,000.00	9,137,018.25		1.454	1.474		553
TexStar											
5450	10008	TexStar	02/01/2016	11,317,561.56	11,317,561.56	11,317,561.56	0.022	0.021	0.021		1
Subtotal and Average				11,317,561.56	11,317,561.56	11,317,561.56		0.021	0.022		1
Texpool											
700003	10011	Texpool	02/01/2016	143,294,462.03	143,294,462.03	143,294,462.03	0.019	0.018	0.018		1
Subtotal and Average				143,294,462.03	143,294,462.03	143,294,462.03		0.018	0.019		1
JPMorgan Chase											
7828	10012	JPMorgan Chase Commercial Chkg	02/01/2016	88,491.06	88,491.06	88,491.06					1
Subtotal and Average				88,491.06	88,491.06	88,491.06		0.000	0.000		1
CD's - Interest Monthly/Quarterly											
172128542A	10165	East West Bank	05/20/2020	47,523,883.95	47,523,883.95	47,523,883.95	0.620	0.611	0.620	05/20/2021	49
Subtotal and Average				47,523,883.95	47,523,883.95	47,523,883.95		0.612	0.620		49
Texas Term											
1291-00	10142	TexasDAILY	02/06/2019	5,128,719.08	5,128,719.08	5,128,719.08	0.050	0.049	0.050		1
Subtotal and Average				5,128,719.08	5,128,719.08	5,128,719.08		0.049	0.050		1
Total Investments and Average				231,337,281.18	231,218,117.68	231,488,029.08		0.216	0.219		89

**Fund STABL - Stabilization
Investments by Fund
March 31, 2021**

CUSIP	Investment #	Issuer	Purchase Date	Book Value	Par Value	Market Value	Current Rate	YTM 360	YTM 365	Maturity Days To Date Maturity
Texpool										
700005	10050	Texpool	01/24/2018	83,646,862.06	83,646,862.06	83,646,862.06	0.019	0.018	0.018	1
Subtotal and Average				83,646,862.06	83,646,862.06	83,646,862.06	0.018	0.019		1
Total Investments and Average				83,646,862.06	83,646,862.06	83,646,862.06	0.018	0.019		1



**Collin Co Comm College Dist.
Cash Reconciliation Report
For the Period March 1, 2021 - March 31, 2021
Grouped by Fund**

Patterson & Associates
901 S. MoPac
Suite 195
Austin, TX 78746
-

Trans. Date	Investment #	Fund	Trans. Type	Security ID	Par Value	Security Description	Maturity Date	Purchases	Interest	Redemptions	Cash
Building											
03/12/2021	10172	BLDG	Purchase	3130ALJ70	5,000,000.00	FHLBC 5.0M 0.40% Mat. 03/12/2024	03/12/2024	-5,000,000.00	0.00	0.00	-5,000,000.00
Subtotal								-5,000,000.00	0.00	0.00	-5,000,000.00
Operating											
03/01/2021	10167	OPER	Interest	3133EL5J9	5,000,000.00	FFCBC 5.0M 0.30% Mat. 09/01/2023	09/01/2023	0.00	7,500.00	0.00	7,500.00
03/08/2021	10168	OPER	Interest	3134GWK47	5,000,000.00	FHLMCC 5.0M 0.31% Mat.	09/08/2023	0.00	7,625.00	0.00	7,625.00
03/14/2021	10169	OPER	Interest	3133EL6U3	5,000,000.00	FFCBC 5.0M 0.28% Mat. 09/14/2023	09/14/2023	0.00	7,000.00	0.00	7,000.00
03/31/2021	10165	OPER	Interest	172128542A	47,269,476.94	EWB 47.3M 0.62% Mat. 05/20/2021	05/20/2021	0.00	25,018.11	0.00	25,018.11
03/31/2021	10165	OPER	Interest	172128542A	47,269,476.94	EWB 47.3M 0.62% Mat. 05/20/2021	05/20/2021	-25,018.11	0.00	0.00	-25,018.11
Subtotal								-25,018.11	47,143.11	0.00	22,125.00
Total								-5,025,018.11	47,143.11	0.00	-4,977,875.00



**Collin Co Comm College Dist.
Purchases Report
Sorted by Fund - Fund
March 1, 2021 - March 31, 2021**

Patterson & Associates
901 S. MoPac
Suite 195
Austin, TX 78746
-

CUSIP	Investment #	Fund	Sec. Type	Issuer	Original Par Value	Purchase Date	Payment Periods	Principal Purchased	Accrued Interest at Purchase	Rate at Purchase	Maturity Date	YTM	Ending Book Value
Building													
3130ALJ70	10172	BLDG	FAC	FHLBC	5,000,000.00	03/12/2021	09/12 - 03/12	5,000,000.00		0.400	03/12/2024	0.400	5,000,000.00
				Subtotal	5,000,000.00			5,000,000.00	0.00				5,000,000.00
				Total Purchases	5,000,000.00			5,000,000.00	0.00				5,000,000.00



Collin Co Comm College Dist.
Interest Earnings
Sorted by Fund - Fund
March 1, 2021 - March 31, 2021
Yield on Average Book Value

Patterson & Associates
 901 S. MoPac
 Suite 195
 Austin, TX 78746

CUSIP	Investment #	Fund	Security Type	Ending Par Value	Beginning Book Value	Average Book Value	Maturity Date	Current Rate	Adjusted Interest Earnings			
									Annualized Yield	Interest Earned	Amortization/ Accretion	Adjusted Interest Earnings
Fund: Building												
2450	10007	BLDG	RRP	28,258,814.33	28,258,296.54	28,258,313.24		0.022	0.022	517.79	0.00	517.79
700001	10009	BLDG	RR2	77,563,877.00	82,562,606.86	79,336,841.38		0.019	0.019	1,270.14	0.00	1,270.14
3130ALJ70	10172	BLDG	FAC	5,000,000.00	0.00	3,225,806.45	03/12/2024	0.400	0.385	1,055.56	0.00	1,055.56
419792ZH2	10170	BLDG	MC1	3,000,000.00	3,000,000.00	3,000,000.00	10/01/2022	0.429	0.421	1,072.50	0.00	1,072.50
476576QP1	10171	BLDG	MC1	5,000,000.00	5,062,428.13	5,058,749.77	12/02/2021	2.000	0.331	8,333.34	-6,910.86	1,422.48
			Subtotal	118,822,691.33	118,883,331.53	118,879,710.85			0.053	12,249.33	-6,910.86	5,338.47
Fund: 2020 Bond Series												
700006A	10164	BOND20	RR2	111,691,068.48	122,119,074.01	121,782,686.73		0.019	0.019	1,937.98	0.00	1,937.98
			Subtotal	111,691,068.48	122,119,074.01	121,782,686.73			0.019	1,937.98	0.00	1,937.98
Fund: Debt Service												
700004	10010	DS	RR2	15,094,305.25	12,084,232.55	12,278,424.51		0.019	0.019	194.78	0.00	194.78
1291-01	10141	DS	RR5	20.50	20.50	20.50				0.00	0.00	0.00
			Subtotal	15,094,325.75	12,084,253.05	12,278,445.01			0.019	194.78	0.00	194.78
Fund: Operating												
5450	10008	OPER	RRP	11,317,561.56	11,317,354.19	11,317,360.88		0.022	0.022	207.37	0.00	207.37
700003	10011	OPER	RR2	143,294,462.03	155,789,011.95	148,664,535.10		0.019	0.019	2,371.29	0.00	2,371.29
7828	10012	OPER	RR3	88,491.06	-336,383.99	-322,678.34				0.00	0.00	0.00
3134GWK47	10168	OPER	FAC	5,000,000.00	4,999,928.78	4,999,993.11	09/08/2023	0.305	0.316	1,270.84	71.22	1,342.06
172128542A	10165	OPER	RR4	47,523,883.95	47,498,865.84	47,499,672.88	05/20/2021	0.620	0.620	25,018.11	0.00	25,018.11
3133EL5J9	10167	OPER	FAC	5,000,000.00	4,999,217.39	4,999,286.82	09/01/2023	0.300	0.325	1,250.00	130.44	1,380.44
3133EL6U3	10169	OPER	FAC	5,000,000.00	4,997,304.47	4,997,527.48	09/14/2023	0.280	0.374	1,166.67	418.99	1,585.66
1291-00	10142	OPER	RR5	5,128,719.08	5,128,499.05	5,128,506.15		0.050	0.051	220.03	0.00	220.03
20772J3G5	10162	OPER	MC1	5,865,000.00	5,911,743.00	5,910,318.61	08/15/2022	2.020	1.434	9,872.75	-2,676.13	7,196.62
20772KAE9	10163	OPER	MC1	3,000,000.00	3,081,660.06	3,079,725.45	01/15/2023	2.990	1.468	7,475.00	-3,634.72	3,840.28
			Subtotal	231,218,117.68	243,387,200.74	236,274,248.13			0.215	48,852.06	-5,690.20	43,161.86
Fund: Stabilization												
700005	10050	STABL	RR2	83,646,862.06	82,392,262.55	82,473,162.14		0.019	0.019	1,311.60	0.00	1,311.60

Collin Co Comm College Dist.
 Interest Earnings
 March 1, 2021 - March 31, 2021

CUSIP	Investment #	Fund	Security Type	Ending Par Value	Beginning Book Value	Average Book Value	Maturity Date	Current Rate	Adjusted Interest Earnings		
									Annualized Yield	Interest Earned	Amortization/ Accretion
			Subtotal	83,646,862.06	82,392,262.55	82,473,162.14		0.019	1,311.60	0.00	1,311.60
			Total	560,473,065.30	578,866,121.88	571,688,252.86		0.107	64,545.75	-12,601.06	51,944.69



**Collin Co Comm College Dist.
Amortization Schedule
March 1, 2021 - March 31, 2021
Sorted By Fund - Fund**

Patterson & Associates
901 S. MoPac
Suite 195
Austin, TX 78746
-

Investment #	Maturity Date	Beginning Par Value				Amounts Amortized				
Issuer	Fund	Amort. Date	Current Rate	Purchase Principal	Original Premium or Discount	Ending Book Value	And Unamortized As of 03/01/2021	Amount Amortized This Period	Amt Amortized Through 03/31/2021	Amount Unamortized Through 03/31/2021
Building										
10171 Jersey City NJ	BLDG	12/02/2021	5,000,000.00 2.000	5,082,700.00	82,700.00	5,055,517.27	-20,271.87 62,428.13	-6,910.86	-27,182.73	55,517.27
			Subtotal	5,082,700.00	82,700.00	5,055,517.27	-20,271.87 62,428.13	-6,910.86	-27,182.73	55,517.27
Operating										
10162 State of Connecticut	OPER	08/15/2022	5,865,000.00 2.020	5,939,485.50	74,485.50	5,909,066.87	-27,742.50 46,743.00	-2,676.13	-30,418.63	44,066.87
10163 State of Connecticut	OPER	01/15/2023	3,000,000.00 2.990	3,119,340.00	119,340.00	3,078,025.34	-37,679.94 81,660.06	-3,634.72	-41,314.66	78,025.34
10167 FFCB Call Note	OPER	09/01/2023 09/01/2021	5,000,000.00 0.300	4,998,500.00	-1,500.00	4,999,347.83	717.39 -782.61	130.44	847.83	-652.17
10169 FFCB Call Note	OPER	09/14/2023 09/14/2021	5,000,000.00 0.280	4,995,000.00	-5,000.00	4,997,723.46	2,304.47 -2,695.53	418.99	2,723.46	-2,276.54
10168 FHLMC Call Note	OPER	09/08/2023 03/08/2021	5,000,000.00 0.305	4,998,250.00	-1,750.00	5,000,000.00	1,678.78 -71.22	71.22	1,750.00	<u>920</u>
			Subtotal	24,050,575.50	185,575.50	23,984,163.50	-60,721.80 124,853.70	-5,690.20	-66,412.00	119,163.50
			Total	29,133,275.50	268,275.50	29,039,680.77	-80,993.67 187,281.83	-12,601.06	-93,594.73	174,680.77



Collin Co Comm College Dist.
Projected Cashflow Report
Sorted by Monthly
For the Period April 1, 2021 - October 31, 2021

Patterson & Associates
 901 S. MoPac
 Suite 195
 Austin, TX 78746
 -

Projected Trans. Date	Investment #	Fund	Security ID	Transaction Type	Issuer	Par Value	Original Cost	Principal	Interest	Total
April 2021										
04/12/2021	10172	BLDG	3130ALJ70	Call	FHLB Call Note	5,000,000.00	5,000,000.00	5,000,000.00	0.00	5,000,000.00
Total for April 2021						5,000,000.00	5,000,000.00	5,000,000.00	0.00	5,000,000.00
June 2021										
06/08/2021	10168	OPER	3134GWK47	Call	FHLMC Call Note	5,000,000.00	4,998,250.00	5,000,000.00	0.00	5,000,000.00
Total for June 2021						5,000,000.00	4,998,250.00	5,000,000.00	0.00	5,000,000.00
July 2021										
07/15/2021	10163	OPER	20772KAE9	Interest	State of Connecticut	0.00	0.00	0.00	44,850.00	44,850.00
Total for July 2021						0.00	0.00	0.00	44,850.00	44,850.00
August 2021										
08/15/2021	10162	OPER	20772J3G5	Interest	State of Connecticut	0.00	0.00	0.00	59,236.50	59,236.50
Total for August 2021						0.00	0.00	0.00	59,236.50	59,236.50
September 2021										
09/01/2021	10167	OPER	3133EL5J9	Interest	FFCB Call Note	0.00	0.00	0.00	7,500.00	7,500.00
09/01/2021	10167	OPER	3133EL5J9	Call	FFCB Call Note	5,000,000.00	4,998,500.00	5,000,000.00	0.00	5,000,000.00
09/08/2021	10168	OPER	3134GWK47	Interest	FHLMC Call Note	0.00	0.00	0.00	7,625.00	7,625.00
09/12/2021	10172	BLDG	3130ALJ70	Interest	FHLB Call Note	0.00	0.00	0.00	10,000.00	10,000.00
09/14/2021	10169	OPER	3133EL6U3	Interest	FFCB Call Note	0.00	0.00	0.00	7,000.00	7,000.00
09/14/2021	10169	OPER	3133EL6U3	Call	FFCB Call Note	5,000,000.00	4,995,000.00	5,000,000.00	0.00	5,000,000.00
Total for September 2021						10,000,000.00	9,993,500.00	10,000,000.00	32,125.00	10,032,125.00
October 2021										
10/01/2021	10170	BLDG	419792ZH2	Interest	State of Hawaii	0.00	0.00	0.00	11,869.00	11,869.00
Total for October 2021						0.00	0.00	0.00	11,869.00	11,869.00
GRAND TOTALS:						20,000,000.00	19,991,750.00	20,000,000.00	148,080.50	20,148,080.50

COLLIN COUNTY COMMUNITY COLLEGE DISTRICT
 GIFTS IN-KIND
 FOR THE MONTH OF March 2021

Donor	Description	Department	Value per Donor	Fair Market Value
Subaru of Plano	1 used manual transmission; 1 used automatic transmission. Scrap-for training use only.	Automotive Technology	\$ 300.00	\$ 300.00

Collin County Community College District Foundation, Inc.

Balance Sheet

As of February 28, 2021 and February 29, 2020

(DRAFT - UNAUDITED)

	2021	2020	Increase/ (Decrease) \$	Increase/ (Decrease) %
ASSETS				
Cash & Cash Equivalents				
Checking Account	\$ 140,935	\$ 180,169	\$ (39,234)	-22%
Petty Cash	100	100	-	0%
Cash Value Life Insurance ¹	23,777	23,177	600	3%
Total Cash & Cash Equivalents	<u>164,812</u>	<u>203,446</u>	<u>(38,634)</u>	<u>-19%</u>
Investments				
Northern Trust - Endowment ²	14,862,428	11,527,226	3,335,202	29%
Northern Trust - Operating ²	858,926	895,280	(36,355)	-4%
Total Northern Trust	<u>15,721,353</u>	<u>12,422,506</u>	<u>3,298,848</u>	<u>27%</u>
High Ground Trust ²	2,977,308	2,491,696	485,612	19%
Total Investments	<u>18,698,662</u>	<u>14,914,202</u>	<u>3,784,460</u>	<u>25%</u>
Receivables				
Accounts Receivable	-	-	-	0%
Pledges Receivable	444,582	469,247	(24,665)	-5%
Total Receivables	<u>444,582</u>	<u>469,247</u>	<u>(24,665)</u>	<u>-5%</u>
Prepaid Expenses	38,081	5,500	32,581	592% Note A
TOTAL ASSETS	<u><u>\$ 19,346,137</u></u>	<u><u>\$ 15,592,395</u></u>	<u><u>\$ 3,753,742</u></u>	<u><u>24%</u></u>
LIABILITIES AND NET ASSETS				
Liabilities				
Accounts Payable	\$ -	\$ 2,000	\$ (2,000)	-100%
Deferred Revenue	3,268	3,500	(232)	-7% Note A
Total Liabilities	<u>3,268</u>	<u>5,500</u>	<u>(2,232)</u>	<u>-41%</u>
Net Assets				
Unrestricted Fund Balance	1,541,510	1,113,289	428,221	38%
Temporarily Restricted Fund Balance	9,031,930	7,017,202	2,014,728	29%
Permanently Restricted Fund Balance	8,769,429	7,456,404	1,313,025	18%
Total Net Assets	<u>19,342,869</u>	<u>15,586,895</u>	<u>3,755,974</u>	<u>24%</u>
TOTAL LIABILITIES AND NET ASSETS	<u><u>\$ 19,346,137</u></u>	<u><u>\$ 15,592,395</u></u>	<u><u>\$ 3,753,742</u></u>	<u><u>24%</u></u>

¹Reported as Investments in the Comprehensive Annual Financial Report

²Portion Held in Cash and Short-term Investments is reported as Cash & Cash Equivalents in the Comprehensive Annual Financial Report

Note A Primarily related to expenses for scholarship reception and State of Allen; expenses are reclassified to prepaid expenses until receptions are held.

Note A Deferred revenue related to a partial payment from Logotology. Deferred Revenue will be recognized upon receipt of second payment and further details from Logotology.

Collin County Community College District Foundation, Inc.
Income Statement
For the Six Months Ended February 28, 2021 and February 29, 2020
(DRAFT - UNAUDITED)

	2021				2020	Increase/ (Decrease) \$	Increase/ (Decrease) %
	Unrestricted	Temporarily Restricted	Permanently Restricted	Total	Total		
REVENUE							
Donations, Grants & Special Events							
Donations & Grants	\$ 10,050	\$ 537,295	\$ 400,919	\$ 948,264	\$ 998,614	\$ (50,350)	-5% Note A
Special Events							
Spring Fundraiser Revenues	157,660	-	-	157,660	207,603	(49,943)	-24%
Spring Fundraiser Expenses	6,025	-	-	6,025	(27,310)	33,335	-122%
Net Spring Fundraiser	<u>151,635</u>	<u>-</u>	<u>-</u>	<u>151,635</u>	<u>180,293</u>	<u>(28,658)</u>	<u>-16%</u>
Alumni Events Revenues	-	-	-	-	7,500	(7,500)	0%
Alumni Events Expenses	-	-	-	-	-	-	-
Net Alumni Events	<u>-</u>	<u>-</u>	<u>-</u>	<u>-</u>	<u>7,500</u>	<u>(7,500)</u>	<u>-100%</u>
Total Special Events	<u>151,635</u>	<u>-</u>	<u>-</u>	<u>151,635</u>	<u>187,793</u>	<u>(36,158)</u>	<u>-19%</u>
Total Donations, Grants & Special Events	<u>161,685</u>	<u>537,295</u>	<u>400,919</u>	<u>1,099,898</u>	<u>1,186,406</u>	<u>(86,508)</u>	<u>-7%</u>
Interest & Investment Revenue							
Northern Trust							
Interest/Dividends	51,393	128,202	14,431	194,026	222,163	(28,138)	-13%
Accrued Revenue	(26)	(7)	-	(33)	(360)	327	91%
Realized Gain/(Loss)	15,775	151,325	(4,451)	162,649	32,721	129,927	397%
Investment Expense ¹	7,129	22,128	-	29,257	27,728	1,528	-6%
Net Northern Trust	<u>60,013</u>	<u>257,391</u>	<u>9,980</u>	<u>327,384</u>	<u>226,796</u>	<u>100,588</u>	<u>44%</u>
High Ground Trust							
Interest/Dividends	-	77,494	-	77,494	78,959	(1,466)	-2%
Realized Gain/(Loss)	-	-	-	-	(43,218)	43,218	-100%
Investment Expense ¹	-	5,276	-	5,276	5,074	202	-4%
Net High Ground Trust	<u>-</u>	<u>72,218</u>	<u>-</u>	<u>72,218</u>	<u>30,667</u>	<u>41,551</u>	<u>135%</u>
Total Interest & Investment Revenue	<u>60,013</u>	<u>329,609</u>	<u>9,980</u>	<u>399,602</u>	<u>257,463</u>	<u>142,139</u>	<u>55%</u>
TOTAL REVENUE	<u>\$ 221,698</u>	<u>\$ 866,903</u>	<u>\$ 410,899</u>	<u>\$ 1,499,500</u>	<u>\$ 1,443,870</u>	<u>\$ 55,631</u>	<u>4%</u>
EXPENSE							
Program Services							
Scholarships	\$ 800	\$ 480,978	\$ -	\$ 481,778	\$ 442,815	\$ 38,963	9%
Fire Training Scholarships	-	5,655	-	5,655	8,746	(3,091)	-35% Note B
Scholarship Reception & Other Special Events	12,589	-	-	12,589	42,557	(29,967)	-70%
Program Enhancements	-	30,306	-	30,306	11,225	19,081	170%
Total Program Services	<u>13,389</u>	<u>516,938</u>	<u>-</u>	<u>530,328</u>	<u>505,343</u>	<u>24,985</u>	<u>5%</u>
Management and Fundraising	14,642	-	-	14,642	7,241	7,400	102%
TOTAL EXPENSE	<u>\$ 28,031</u>	<u>\$ 516,938</u>	<u>\$ -</u>	<u>\$ 544,969</u>	<u>\$ 512,584</u>	<u>\$ 32,385</u>	<u>6%</u>
NET SURPLUS(DEFICIT) FROM OPERATIONS	\$ 193,667	\$ 349,965	\$ 410,899	\$ 954,531	\$ 931,286	\$ 23,246	2%
NON-OPERATING INCOME/(EXPENSE)							
Unrealized Gain/(Loss) on Investments	210,957	1,132,583	-	1,343,541	(229,109)	1,572,650	686%
TOTAL NET SURPLUS/(DEFICIT)	404,624	1,482,549	410,899	2,298,072	702,176	1,595,896	-227%
BEGINNING FUND BALANCE	1,136,886	7,549,381	8,358,530	17,044,797	14,884,718	2,160,079	15%
ENDING FUND BALANCE	<u>\$ 1,541,510</u>	<u>\$ 9,031,930</u>	<u>\$ 8,769,429</u>	<u>\$ 19,342,869</u>	<u>\$ 15,586,894</u>	<u>\$ 3,755,974</u>	<u>24%</u>

¹Reported as Expense in the Comprehensive Annual Financial Report

Note A Donations and Grants increased primarily due to the establishment of new quasi endowments. Please see the Temporarily Restricted - Quasi Endowments listing for more detail.

Note B Fire Training Scholarships are part of the Excellence Funds and spending is determined by College personnel.

Collin County Community College District Foundation, Inc.

Budget to Actual

For the Six Months Ended February 28, 2021

(DRAFT - UNAUDITED)

	FY 2021 Proposed Budget	Actual	% of Budget	Over (Under) Budget	
REVENUE					
Donations, Grants & Special Events					
Donations & Grants					
Annual Gifts	\$ 620,000	\$ 397,649	64%	\$ (222,351)	Note A
Endowed Gifts	495,000	484,419	98%	(10,581)	
LiftUp Campaign	130,000	66,196	51%	(63,805)	
Total Donations & Grants	<u>1,245,000</u>	<u>948,264</u>	76%	<u>(296,737)</u>	
Special Events					
Spring Fundraiser Revenues	250,000	158,410	63%	(91,590)	
Spring Fundraiser Expenses	25,000	6,775	27%	18,225	
Net Spring Fundraiser	<u>225,000</u>	<u>151,635</u>	67%	<u>(73,365)</u>	
Cougar Run Fundraiser Revenues	5,000	-	0%	(5,000)	
Cougar Run Fundraiser Expenses	2,350	-	0%	2,350	
Net Cougar Run Fundraiser	<u>2,650</u>	<u>-</u>	0%	<u>(2,650)</u>	
State of Allen Fundraiser Revenues	-	-	0%	-	
State of Allen Fundraiser Expenses	-	-	0%	-	
Net State of Allen Fundraiser	<u>-</u>	<u>-</u>	0%	<u>-</u>	
Silent Auction Fundraiser Revenues	15,000	-	0%	(15,000)	
Silent Auction Fundraiser Expenses	4,000	-	0%	4,000	
Net Silent Auction Fundraiser	<u>11,000</u>	<u>-</u>	0%	<u>(11,000)</u>	
Net Total Special Events	<u>238,650</u>	<u>151,635</u>	64%	<u>(87,015)</u>	
Gross Donations, Grants & Special Events	1,515,000	1,106,674	73%	(408,327)	
Net Donations, Grants & Special Events	1,483,650	1,099,898	74%	(383,752)	
Total Interest & Investment Revenue	N/A	399,602		N/A	Note B
TOTAL REVENUE		<u>\$ 1,499,500</u>			
EXPENSE					
Program Services					
Scholarships					
Endowed Scholarships	\$ 250,000	\$ 143,800	58%	\$ (106,200)	
Annual Giving Scholarships	500,000	267,668	54%	(232,332)	
Excellence Funds Scholarships	125,000	75,165	60%	(49,835)	
Unrestricted Fund Scholarships	5,000	800	16%	(4,200)	
Total Scholarships	<u>880,000</u>	<u>487,433</u>	55%	<u>(392,567)</u>	
Scholarship Reception & Other Special Events	25,000	12,589	50%	(12,411)	
Program Enhancements	150,000	30,306	20%	(119,694)	
Total Program Services	<u>1,055,000</u>	<u>530,328</u>	50%	<u>(524,672)</u>	
Management and Fundraising	37,500	14,642	39%	(22,858)	
TOTAL EXPENSE	<u>\$ 1,092,500</u>	<u>\$ 544,969</u>	50%	<u>\$ (547,531)</u>	
NET SURPLUS(DEFICIT) FROM OPERATIONS		\$ 954,531			
NON-OPERATING INCOME/(EXPENSE)					
Unrealized Gain/(Loss) on Investments	N/A	1,343,541		N/A	Note B
TOTAL NET SURPLUS/(DEFICIT)		<u>\$ 2,298,072</u>			

Note A Annual Gifts include annual donations, excellence fund donations and pass-through grants.

Note B Investment Revenue/Expenses/Gains/Losses are not budgeted by the Foundation Office.

Collin County Community College District Foundation, Inc.
Permanently Restricted - Endowments
For the Six Months Ended February 28, 2021
(DRAFT - UNAUDITED)

	Corpus without	Beginning	YTD	YTD	YTD	Surplus/(Deficit)	Ending
	Invest Earnings	Balance	Revenue	Inv Rev	Expenses	and Adjustments	Balance
	2/28/2021	9/1/2020					2/28/2021
Abernathy, Jill & Richard Scholarship Endowment	\$ 100,000	\$ 103,660	\$ -	\$ 143	\$ -	\$ 143	\$ 103,803
Abernathy Scholarship Endowment	48,960	52,986	-	76	-	76	53,062
Allen Economic Development Endowment	75,000	-	75,000	-	-	75,000	75,000
Andrea-Mennen Family Foundation Endowed Scholarship	50,000	50,592	-	139	-	139	50,731
Andrea-Mennen Family Foundation Automotive Endowed Scholarship	100,000	-	100,000	-	-	100,000	100,000
Anthony, John Scholarship Endowment	18,063	20,314	-	29	-	29	20,343
Anthony, Carole Scholarship Endowment	15,023	16,875	-	22	-	22	16,897
Arts Scholarship Endowment	10,105	11,406	-	17	-	17	11,423
AT&T/ Frisco Arts Assn Scholarship Endowment	25,000	25,501	-	35	-	35	25,536
Atmos Energy Endowment	30,000	30,000	30,000	77	-	77	30,077
Barclay, Don Safety Achieve Scholarship Endowment	20,360	21,893	-	31	-	31	21,924
Baylor Health Care Systems Scholarship Endowment	75,000	79,085	-	105	-	105	79,190
Beulah Holman Scholarship Endowment Fund	72,000	72,703	-	79	-	79	72,782
Biggerstaff, Jim & Joan Civic Engagement Endowment	20,000	21,799	-	29	-	29	21,828
Boon, Gayle & E.T. Boon Endowment	20,625	22,420	-	28	-	28	22,448
Boon, Gayle & E T Dental Hygiene Scholarship Endowment	20,000	21,289	-	27	-	27	21,316
Bright, Ida Lee Endowment	5,900	6,648	-	9	-	9	6,657
Burton, Patty Scholarship Endowment	10,270	11,605	-	17	-	17	11,622
CCCCD Healthcare Careers Scholarship Endowment	6,850	7,746	-	10	-	10	7,756
Cohick, E.L. Roy & H.P. Scholarship Endowment	43,540	41,064	5,000	73	-	5,073	46,137
Coker, Richard F. Scholarship Endowment	30,000	31,546	-	41	-	41	31,587
Coker, William P. Scholarship Endowment	30,000	30,178	-	41	-	41	30,219
Collin College Student Housing Foundation Scholar Endowment	77,500	79,990	-	117	-	117	80,107
CCCCDF SHF Carey Cox Visionary Scholarship Endowed Fund	25,000	25,594	-	34	-	34	25,628
Collin-Fannin Scholarship Endowment	150,000	158,306	-	208	-	208	158,514
Collins, Claude Ann & J Robt Scholarship Endowment	20,000	21,175	-	28	-	28	21,203
Commons Family Scholarship Endowment	133,478	150,841	-	248	-	248	151,089
CWE Scholarship Endowment	32,686	37,370	-	84	-	84	37,454
New Hope Foundation Scholarship Endowment	30,312	40,569	-	56	-	56	40,625
Davies, Gary and Nancy Community Service Scholarship Endow	40,000	40,000	-	58	-	58	40,058
Dickinson, Florence Chair -Exc in Nursing Endowment	370,000	402,120	-	630	-	630	402,750
Dooley, J. Memorial Scholarship Endowment	6,290	7,124	-	11	-	11	7,135
Duffey, Browning Scholarship Endowment	20,000	21,247	-	31	-	31	21,278
EDS Scholarship Endowment	27,350	31,196	-	44	-	44	31,240
Emerson, Bette Scholarship Endowment	98,069	148,944	-	-	-	-	148,944
Emerson, Tom Scholarship Endowment	98,069	150,892	-	-	-	-	150,892
Encore Wire Corp -Rego, Vincent Honorarium Endowment	100,000	100,744	-	103	-	103	100,847
Encore Wire Corp - Spurgin, Donald Honorarium Endowment	100,000	100,723	-	103	-	103	100,826
Fisher Regulators Scholarship Endowment	77,700	115,437	-	-	-	-	115,437
Foundation Scholars Endowment	6,081	7,234	-	13	-	13	7,247
Founders Scholarship Endowment	10,400	11,741	-	15	-	15	11,756
Frito-Lay Scholarship Endowment	10,000	11,267	-	15	-	15	11,282
Garza Family Endowment Fund	25,000	26,444	-	35	-	35	26,479
General Scholarship Endowment	384,264	381,471	4,919	487	-	5,406	386,877
Exide (GNB) Scholarship Endowment	39,050	43,343	-	62	-	62	43,405
Goodell Family Scholarship Endowment Fund	20,000	21,378	-	39	-	39	21,417
Goodell, Brenda Willard Endowed Scholarship	500,000	500,000	-	1,534	-	1,534	501,534
Hammel, Dr David & Genie Scholarship Endowment	70,640	73,427	-	98	-	98	73,525
Hart, Bianca and Charles Community Service Scholarship Endow	40,000	40,000	-	58	-	58	40,058
Holder, Keith P. Scholarship Endowment	150,000	150,449	-	212	-	212	150,661
Medical Ctr-Plano (HCA) Scholar Endowment	50,960	55,746	-	74	-	74	55,820
Hendricks, Mac and Sherry Scholarship Endowment	24,850	27,085	-	39	-	39	27,124
Hightower, Myrtle & John Scholarship Endowment	20,000	21,044	-	29	-	29	21,073
Lebrecht-Hites Family Transfer Scholarship Endowment	300,000	308,650	-	498	-	498	309,148
J C Penney Scholarship Endowment	21,500	24,378	-	32	-	32	24,410
Junior League of Plano Endowment	30,510	33,017	-	45	-	45	33,062
Keahey, Robert Community Service Scholarship Endowment	40,000	40,000	-	58	-	58	40,058
Kelly and Davison Family Scholarship Endowment	26,000	26,389	-	34	-	34	26,423
Lancaster, John and Emma Lou Endowment	100,000	113,945	-	177	-	177	114,122
Lawler, Roger Scholarship Endowment	2,000,000	2,000,000	-	-	-	-	2,000,000
LeClaire, Jennie Richards Scholarship Endowment Fund	41,165	41,560	-	67	-	67	41,627
Lee, Felicia M Wilems Theatre Endowment	20,150	21,402	-	30	-	30	21,432
Lucido, Joan Endowed Scholarship	50,000	-	50,000	-	-	50,000	50,000
Maus, Steve & Libby Scholarship Endowment	35,400	37,219	-	52	-	52	37,271
McCall, David Scholarship Endowment	31,250	33,273	-	47	-	47	33,320
McDonald, Brenda and George Community Service Scholar Endow	40,000	40,000	-	58	-	58	40,058
Miller, A Eliza and C. Scholarship Endowment	23,000	24,626	-	33	-	33	24,659
Moses, Fred & Mazzie Scholarship Endowment	49,210	52,492	-	102	-	102	52,594
Nkele, Ijeoma Community Service Scholarship Endowment	40,000	40,000	-	58	-	58	40,058
Olivier, Sue Williard Endowment	33,198	36,231	-	-	-	-	36,231
Ouellette Scholarship Endowment	31,795	36,276	-	52	-	52	36,328
Peterson, Anthony Scholarship Endowment	350,000	253,419	100,000	428	-	100,428	353,847
Pike, Dr. Walter L. Memorial Scholarship Endowment	11,020	12,395	-	20	-	20	12,415
Plano Rotary Club Scholarship Endowment	40,250	42,368	-	56	-	56	42,424
Rapier, John and Kathryn Community Service Scholarship Endow	40,000	40,000	-	58	-	58	40,058
Raymond B. Cooper Scholarship Endowment	30,000	-	30,000	-	-	30,000	30,000
Reynolds, Margaret Scholarship Endowment	25,000	26,174	-	32	-	32	26,206
Roach, Anita Memorial Scholarship Endowment	21,350	22,617	-	30	-	30	22,647
Roach, Ann Haggard Scholarship Endowment	28,000	31,645	-	43	-	43	31,688
Roach, Samuel E. Scholarship Endowment	19,723	21,809	-	28	-	28	21,837
Ruschhaupt Family Scholarship Endowment	25,000	26,386	-	36	-	36	26,422
Sewell, R. Memorial Scholarship Endowment	6,400	7,243	-	11	-	11	7,254
Shapiro, Florence Scholarship Endowment	20,100	21,681	-	28	-	28	21,709
Shapiro, Senator Florence Scholarship Endowment	25,000	26,567	-	37	-	37	26,604
SMART Scholarship Endowment	900,000	988,401	-	1,899	-	1,899	990,300
Smith, Brandon Memorial Scholarship Endowment	32,390	34,722	-	49	-	49	34,771
Smith, Theresa Klein Memorial Scholarship Endowment	30,000	30,000	-	86	-	86	30,086
Snyder, Helen Macey Community Service Scholarship Endowment	40,000	40,000	-	58	-	58	40,058
Stephens, Thomas and Joan Scholarship Endowment	49,500	50,917	5,000	69	-	5,069	55,986
TXU Electric Delivery Services Scholarship Endowment	24,446	26,766	-	37	-	37	26,803
Trujillo, Tino Endowment	16,851	18,707	-	27	-	27	18,734
Walsh, John and Donna Community Service Scholarship Endow	40,000	40,000	-	58	-	58	40,058
Wise Scholarship Endowment	32,880	35,044	1,000	54	-	1,054	36,098
	\$ 8,305,483	\$ 8,388,530	\$ 400,919	\$ 9,980	\$ -	\$ 380,899	\$ 8,769,429

Collin County Community College District Foundation, Inc.
Temporarily Restricted - Endowment Balance Available
For the Six Months Ended February 28, 2021
(DRAFT - UNAUDITED)

	Beginning Balance 9/1/2020	YTD Revenue	YTD Inv Rev	YTD Expenses	Surplus/(Deficit) and Adjustments	Ending Balance 2/28/2021
Abernathy, Jill & Richard Endowed Scholarship Fund	\$ 20,656	\$ -	\$ 1,216	\$ 1,500	\$ (284)	\$ 20,372
Abernathy Endowed Scholarship	6,832	-	609	-	609	7,441
Allen Economic Development Endowed Scholarship	-	25,000	-	-	25,000	25,000
Andrea-Mennen Family Foundation Endowed Scholarship	2,368	-	554	-	554	2,921
Andrea-Mennen Family Foundation Automotive Endowed Scholarship	-	7,500	-	-	7,500	7,500
Anthony, John Endowed Scholarship	3,266	-	236	750	(514)	2,752
Anthony, Carole Endowed Scholarship	1,745	-	172	750	(578)	1,168
Arts Endowed Scholarship	1,404	-	136	-	136	1,540
AT&T/Frisco Arts Assn Endowed Scholarship	3,607	-	277	750	(473)	3,135
Atmos Energy Endowed Scholarship	-	-	612	-	612	612
Barclay, Don Safety Achieve Endowed Scholarship	4,401	-	248	750	(502)	3,899
Baylor Health Care Systems Endowed Scholarship	10,037	-	838	3,000	(2,162)	7,875
Beulah Holman Endowed Scholarship Fund	1,664	-	635	-	635	2,299
Biggerstaff, Jim & Joan Civic Engagement Scholarship	2,486	-	232	750	(518)	1,968
Boon, Gayle & E.T. Boon Endowed Scholarship	2,059	-	222	1,500	(1,278)	781
Boon, Gayle & E T Dental Hygiene Endowed Scholarship	2,079	-	245	750	(505)	1,574
Bright, Ida Lee Endowed Scholarship	858	-	70	-	70	928
Burton, Patty Endowed Scholarship	1,639	-	138	-	138	1,777
CCCCD Healthcare Careers Endowed Scholarship	697	-	80	-	80	777
Cohick, E.L. Roy & H.P. Endowed Scholarship	22,810	5,000	583	2,250	3,333	26,143
Coker, Richard F. Scholarship Endowment	5,237	-	326	1,500	(1,174)	4,063
Coker, William P. Scholarship Endowment	1,420	-	331	-	331	1,751
Collin College Student Housing Foundation Endowed Scholarshi	28,577	-	938	1,500	(562)	28,015
CCCCDF SHF Carey Cox Visionary Endowed Scholarship Fund	2,677	-	274	750	(476)	2,201
Collin-Fannin Endowed Scholarship Fund	31,428	-	1,868	6,000	(4,132)	27,296
Collins, Claude Ann & J Robt Endowed Scholarship	1,534	-	221	750	(529)	1,005
Commons Family Scholarship Endowed Scholarship	42,201	-	1,980	2,250	(270)	41,931
CWE Endowed Scholarship	29,540	-	668	750	(82)	29,458
New Hope Foundation Endowed Scholarship	4,601	-	504	750	(246)	4,355
Davies, Gary and Nancy Community Service Scholarship Endow	10,000	-	467	750	(283)	9,717
Dickinson, Florence Endowed Chair-Exc in Nursing	104,272	-	5,037	4,500	537	104,809
Dooley, J. Memorial Endowed Scholarship	1,702	-	92	-	92	1,794
Duffey, Browning Endowed Scholarship	2,687	-	244	-	244	2,931
EDS Endowed Scholarship	4,093	-	353	750	(397)	3,695
Emerson, Bette Endowed Scholarship	20,771	-	2,074	3,000	(926)	19,845
Emerson, Tom Endowed Scholarship	23,087	-	2,164	2,250	(86)	23,002
Encore Wire Corp - Rego, Vincent Honorarium Scholarship	8,396	-	828	750	78	8,474
Encore Wire Corp - Spurgin, Donald Honorarium Scholarship	8,439	-	824	750	74	8,513
Fisher Regulators Endowed Scholarship	6,893	-	1,442	750	692	7,585
Foundation Endowed Scholarship	3,592	-	103	-	103	3,696
Founders Endowed Scholarship	904	-	117	-	117	1,021
Frito-Lay Endowed Scholarship	1,299	-	123	-	123	1,422
Garza Family Endowed Scholarship Fund	3,150	-	278	750	(472)	2,678
General Endowed Scholarship	75,433	-	3,893	3,000	893	76,327
Exide (GNB) Endowed Scholarship	5,989	-	496	750	(254)	5,735
Goodell Family Endowed Scholarship Fund	9,109	-	313	-	313	9,421
Goodell, Brenda Willard Endowed Scholarship	-	-	12,276	-	12,276	12,276
Hammel, Dr David & Genie Endowed Scholarship	9,558	-	784	750	34	9,592
Hart, Bianca and Charles Community Service Scholarship Endow	10,000	-	467	750	(283)	9,717
Holder, Keith P. Endowed Scholarship	23,965	-	1,697	750	947	24,912
Medical Ctr-Plano (HCA) Endow Scholarship	7,473	-	595	3,000	(2,405)	5,068
Hendricks, Mac & Sherry Endowed Scholarship	3,339	-	313	-	313	3,653
Hightower, Myrtle & John Endowed Scholarship	3,487	-	231	-	231	3,718
Lebrecht-Hites Family Transfer Endowed Scholarships	121,889	-	3,987	20,000	(16,013)	105,877
J C Penney Endowed Scholarship	2,419	-	252	750	(498)	1,921
Junior League of Plano Endowed Scholarship	4,464	-	360	750	(390)	4,074
Keahey, Robert Community Service Scholarship Endowment	10,000	-	467	750	(283)	9,717
Kelly and Davison Family Endowed Scholarship	3,992	-	274	750	(476)	3,515
Lancaster, John and Emma Lou Endowed Scholarship	28,704	-	1,413	1,500	(87)	28,617
Lawler, Roger Endowed Scholarship	334,058	-	77,911	36,000	41,911	375,969
LeClaire, Jennie Richards Endowed Scholarship Fund	3,286	-	531	-	531	3,817
Lee, Felicia M Wilems Theatre Endowed Scholarship	3,029	-	241	-	241	3,270
Lucido, Joan Endowed Scholarship	-	1,438	-	-	1,438	1,438
Maus, Steve & Libby Endowed Scholarship	6,920	-	411	750	(339)	6,582
McCall, David Endowed Scholarship	4,508	-	378	750	(372)	4,136
McDonald, Brenda and George Community Service Scholar Endow	10,000	-	467	750	(283)	9,717
Miller, A. Eliza and C. Endowed Scholarship	2,803	-	265	750	(485)	2,318
Moses, Fred & Mazzie Endowed Scholarship	4,716	-	546	750	(204)	4,512
Nkele, Ijeoma Community Service Scholarship Endowment	10,000	-	467	750	(283)	9,717
Olivier, Sue Willard Endowed Scholarship	4,139	-	433	750	(317)	3,822
Ouellette Endowed Scholarship	4,579	-	419	800	(381)	4,199
Peterson, Anthony Endowed Scholarships Fund	23,601	-	3,420	2,250	1,170	24,771
Pike, Dr. Walter L. Memorial Endowed Scholarship	2,106	-	155	-	155	2,262
Plano Rotary Club Endowed Scholarship	8,396	-	447	750	(303)	8,094
Rapier, John and Kathryn Community Service Scholarship Endow	10,000	-	467	750	(283)	9,717
Raymond B. Cooper Scholarship Fund	-	766	-	-	766	766
Reynolds, Margaret F Endowed Scholarship	4,399	-	260	1,500	(1,240)	3,159
Roach, Anita Endowed Scholarship	1,182	-	244	-	244	1,426
Roach, Ann Haggard Endowed Scholarship	3,344	-	342	750	(408)	2,936
Roach, Samuel E. Endowed Scholarship	2,047	-	224	750	(526)	1,521
Ruschhaupt Endowed Scholarships	2,929	-	284	-	284	3,212
Sewell, R. Memorial Endowed Scholarship	1,335	-	92	-	92	1,427
Shapiro, Florence Endowed Scholarship Fund	2,528	-	227	750	(523)	2,005
Shapiro, Senator Florence Endowed Scholarship	4,547	-	299	750	(451)	4,096
SMART Endowed Scholarship	483,223	-	15,191	9,000	6,191	489,415
Smith, Brandon Memorial Endowed Scholarship	4,231	-	388	750	(362)	3,869
Smith, Theresa Klein Memorial Endowed Scholarship	-	-	689	-	689	689
Snyder, Helen Macey Community Service Scholarship Endowment	10,000	-	467	750	(283)	9,717
Stephens, Thomas & Joan Endowed Scholarship Fund	8,904	-	549	1,500	(951)	7,953
TXU Electric Delivery Services Endowed Scholarship	3,399	-	296	750	(454)	2,761
Trujillo, Tino Endowed Scholarship	2,459	-	219	-	219	2,677
Walsh, John and Donna Community Service Scholarship Endow	10,000	-	467	750	(283)	9,717
Wise Endowed Scholarship	4,758	-	437	750	(313)	4,445
	\$ 1,736,173	\$ 39,704	\$ 163,412	\$ 139,300	\$ 63,815	\$ 1,799,989

Collin County Community College District Foundation, Inc.
Temporarily Restricted - Quasi Endowments
For the Six Months Ended February 28, 2021
(DRAFT - UNAUDITED)

	Beginning Balance 9/1/2020	YTD Revenue	YTD Inv Rev	YTD Expenses	Surplus/(Deficit) and Adjustments	Ending Balance 2/28/2021
LeBrecht Trust	\$ 440,921	\$ -	\$ 5,068	\$ 4,500	\$ 568	\$ 441,488
American National Bank Quasi Endowment	-	50,000	255	-	50,255	50,255
Atlantic Housing Foundation Quasi Endowment	30,000	-	122	-	122	30,122
Barnes and Noble Quasi Endowment	32,723	-	349	-	349	33,072
Collin Engaged Employee SPIRIT Quasi Endowment	16,361	-	197	-	197	16,558
Collins, Bill & Anita Quasi Endowment	-	30,000	153	-	30,153	30,153
Downs, David & Chris Quasi Endowment	50,000	-	271	-	271	50,271
Lebrecht, Royden - Collin Board of Trustees Quasi Endow	1,983,826	-	21,013	-	21,013	2,004,838
Lucido, Joan Quasi Endowment	50,260	(51,438)	1,178	-	(50,260)	-
Maso Family Quasi-Endowment	27,886	-	276	-	276	28,162
Matkin Quasi Endowment Fund	28,583	6,000	402	-	6,402	34,985
McKinney Sunrise Rotary Club Quasi Endowment	-	5,000	-	-	5,000	5,000
Raymond B. Cooper Quasi-Endowment	-	(766)	766	-	-	-
Venuto Quasi Endowment	30,066	5,000	61	-	5,061	35,127
Total	\$ 2,690,626	\$ 43,796	\$ 30,110	\$ 4,500	\$ 69,406	\$ 2,760,032

Collin County Community College District Foundation, Inc.
Temporarily Restricted - Scholarship Funds
For the Six Months Ended February 28, 2021
(DRAFT - UNAUDITED)

	Beginning Balance 9/1/2020	YTD Revenue	YTD Inv Rev	YTD Expenses	Surplus/(Deficit) and Adjustments	Ending Balance 2/28/2021
Academic Decathlon Scholarship	\$ 20,000	\$ -	\$ -	\$ 3,750	\$ (3,750)	\$ 16,250
Alumni Scholarship Fund	12,080	-	-	1,500	(1,500)	10,580
Andrea-Mennen Family Fndn Allied Health Scholarship Fund	9,466	-	-	1,500	(1,500)	7,966
Andy Beard Scholarship	-	350	-	-	350	350
Annual Named Scholarships	157,311	46,280	-	34,125	12,155	169,466
Annual Textbook Scholarship	14,178	1,952	-	-	1,952	16,130
Ashley, Tommy Memorial Scholarship	500	-	-	-	-	500
Atmos Energy Scholarship	1,236	-	-	-	-	1,236
Barnes and Noble Scholarship Fund	5,402	75	-	2,500	(2,425)	2,977
Baylor Scott & White Health Scholarship	10,654	7,500	-	7,000	500	11,154
Beulah Holman Foundation Scholarships	147,639	-	-	31,600	(31,600)	116,039
Big Star / Cougar Run Alumni Event Scholarship Fund	17,127	-	-	-	-	17,127
Blust, Kathleen Tribute Scholarship	-	100	-	-	100	100
Botsford Scholarship	8,038	-	-	750	(750)	7,288
Bremer, Mabel Hilda Yow Scholarship	3,321	2,000	-	750	1,250	4,571
CASE Scholarship Fund	20,074	525	-	2,250	(1,725)	18,349
CCCCDF Student Housing Foundation Annual Scholarships	19,731	-	-	-	-	19,731
Collin EMS Scholarship Fund	350	510	-	-	360	710
Collin Deans Annual Scholarship	2,394	1,298	-	-	1,298	3,693
Collin Administrative Staff Scholarship Fund	3,168	927	-	-	927	4,096
Collin All College Council Scholarship	46,597	113	-	1,500	(1,387)	45,210
Collin Associate Faculty Scholarship	2,104	975	-	750	225	2,329
Collin Engaged Employee SPIRIT Scholarship	5,000	5,000	-	750	4,250	9,250
Collin Faculty Annual Scholarship	12,985	4,520	-	4,500	20	13,005
Collin Associate Deans & Directors Scholarship	2,545	670	-	-	670	3,215
Collin College Police Department Scholarship	370	2,240	-	-	2,240	2,610
Collin History Dept Scholarship	4,651	725	-	750	(25)	4,626
Collin Speech/Communications Dept Scholarship Fund	232	-	-	-	-	232
Chavez, Veronica Scholarship Fund	750	-	-	-	-	750
Connie Coolik Memorial Scholarship	11,761	-	-	-	-	11,761
Cook, Walter L Annual Scholarship	2,500	-	-	-	-	2,500
Cottingham Memorial Scholarship	6,642	-	-	-	-	6,642
Cottongim Scholarship	-	-	-	5,000	(5,000)	(5,000)
Cyber Security Scholarship Fund	45,453	2,240	-	16,500	(14,260)	31,193
Dual Credit Book Scholarship	10,314	-	-	7,962	(7,962)	2,352
Ellis, Linda Adams Scholarship	1,000	-	-	-	-	1,000
Essary Family Single Parent Scholarship	721	-	-	-	-	721
Chartwell's / Eurest Dining Scholarship	3,262	-	-	1,713	(1,713)	1,550
Collin Recognized Student Organizations Book Scholarship	742	-	-	-	-	742
Dallas Area Paralegal Association Scholarship Fund	522	-	-	-	-	522
First Bank of Farmersville Scholarship Fund	750	-	-	-	-	750
Fusion Dance Scholarship	290	-	-	-	-	290
General Scholarship Fund	751,450	31,917	-	60,250	(28,333)	723,117
Grooms, Chris Memorial Scholarship	4,300	550	-	-	550	4,850
Hightower, John Freeman Fndn Scholarship	200	-	-	-	-	200
Huawei Stem Scholarship	-	15,000	-	-	15,000	15,000
Intel Scholarship	831	-	-	-	-	831
Karlseng Family Annual Scholarship	320	-	-	-	-	320
Keponach, Jenell Scholarship Fund	2,183	-	-	750	(750)	1,433
Kihl Family Annual Scholarship	2,566	-	-	750	(750)	1,816
King, Dr. Martin Luther Unity Scholarship Fund	47,673	9,030	-	-	9,030	56,703
Kiwanis Foundation of Greater Plano	1,398	-	-	-	-	1,398
Living Legends	15,877	-	-	1,500	(1,500)	14,377
JBooks Scholarship Fund	-	505	-	-	505	505
Klein, Camille Nursing Scholarship	4,818	-	-	3,000	(3,000)	1,818
MacEwell, Stirling and Phillis Scholarship	4,016	-	-	625	(625)	3,391
Marek, Joe & Janell Scholarship	40,029	100,000	-	35,250	64,750	104,779
Marr, Ray H. Scholarship	-	40,000	-	-	40,000	40,000
Maus Family Scholarship	20,917	1,250	-	750	500	21,417
McKinney Sunrise Rotary Club Annual Scholarship	-	45,000	-	-	45,000	45,000
Meyer, Lynne Memorial Scholarship	345	180	-	-	180	525
Miles-Rosenfeld, Marti Developing Writer Scholarship	215	-	-	-	-	215
Mitchell, Curtis Memorial Scholarship	-	890	-	-	890	890
Northeast Telecom Pioneers Scholarship	3,750	-	-	750	(750)	3,000
Pink, Dr Erwin G & Elisabeth Rue Scholarship Fund	487	-	-	-	-	487
Plano Balloon Festival, Inc. Scholarship	23,626	-	-	3,750	(3,750)	19,876
Plano Conservancy Scholarship	2,378	-	-	-	-	2,378
Plano Metro Rotary Club Scholarship	11,855	-	-	2,000	(2,000)	9,855
Quiroz, Ana Memorial Scholarship	-	1,500	-	-	1,500	1,500
Respiratory Advisory Committee Scholarship	1,914	-	-	-	-	1,914
Respiratory Care Alumni Scholarship Fund	253	-	-	-	-	253
Respiratory Care Club Annual Scholarships	7,932	5,735	-	6,000	(265)	7,667
Rodriguez, Adrian Annual Scholarship	3,915	-	-	1,500	(1,500)	2,415
SAIL Scholarship	5,827	-	-	750	(750)	5,077
Scott Brown Memorial Scholarship	320	-	-	-	-	320
Service Learning Scholarship Fund	300	500	-	-	500	800
Sigma Gamma Rho Scholarship	240	-	-	-	-	240
Simpson Family Scholarship	866	-	-	-	-	866
Smith, Will & Mary Lou RN Scholarship	8,579	6,000	-	5,700	300	8,879
SpiritOfCollin - Phil McMahon Memorial Scholarship	408	-	-	-	-	408
SpiritOfCollin - Records Management Center Scholarship	2,585	1,500	-	750	750	3,335
SRLA Promise Scholarship	500	-	-	-	-	500
State Farm Annual Scholarship	34,435	-	-	13,193	(13,193)	21,242
Student to Student Scholarship	15,999	3,440	-	2,250	1,190	17,188
Target Scholarship	18	-	-	-	-	18
Texas Center for Working - Class Studies Scholarship	1,700	450	-	-	450	2,150
Verizon Scholarship Fund	31	-	-	-	-	31
Vines Scholarship	6,095	-	-	750	(750)	5,345
Wendall Fields Memorial Scholarship	2,415	750	-	750	-	2,415
Willard-Goodell, Brenda Memorial Scholarship Fund	5,330	-	-	750	(750)	4,580
Wright Family Annual Scholarship	625	-	-	750	(750)	(125)
	\$ 1,651,380	\$ 342,197	\$ -	\$ 267,668	\$ 74,380	\$ 1,725,759

Collin County Community College District Foundation, Inc.
Temporarily Restricted - Excellence Funds
For the Six Months Ended February 28, 2021
(DRAFT - UNAUDITED)

	Beginning Balance 9/1/2020	YTD Revenue	YTD Inv Rev	YTD Expenses	Surplus/(Deficit) and Adjustments	Ending Balance 2/28/2021
Allied Health Excellence Fund	\$ 283	\$ -	\$ -	\$ -	\$ -	\$ 283
Anthony Leadership Excellence Fund	-	-	-	-	-	-
Anthony Service Excellence Fund	-	-	-	-	-	-
Annual Named Scholarships	-	-	-	-	-	-
Art Gallery Excellence Fund	490	-	-	-	-	490
Athletic Excellence Fund	86,696	-	-	-	-	86,696
Automotive Excellence Fund	-	500	-	500	-	-
Back to College Excellence Fund	-	-	-	-	-	-
Biggerstaff, Jim Excellence Fund	-	-	-	-	-	-
Biology Faculty Excellence Fund	1,510	120	-	-	120	1,630
Books for Scholars Excellence Fund	-	-	-	-	-	-
Burton, Patty Excellence Fund	-	-	-	-	-	-
Business Excellence Fund	3,198	-	-	-	-	3,198
CCCC Women's Alliance Excellence Fund	10,266	1,632	-	1,500	132	10,398
Centennial Medical Center Excellence Fund	-	-	-	-	-	-
Child Development Lab Excellence Fund	536	500	-	-	500	1,036
Choral Ambassadors Excellence Fund	1,329	-	-	-	-	1,329
Colima Exchange Excellence Fund	-	-	-	-	-	-
Collin College Chemistry Dept	1,022	1,620	-	-	1,620	2,642
Collin College Wind Studies Excellence	200	-	-	-	-	200
Collin Completion Excellence Fund	-	250	-	-	250	250
Collin_Fannin Medical Society Excellence	-	-	-	-	-	-
Community Gardens Excellence Fund	-	-	-	-	-	-
Construction Management Excellence Fund	11,296	-	-	2,750	(2,750)	8,546
Construction Technology Excellence Fund	15,000	100	-	-	100	15,100
Continuing Education Excellence Fund	4,682	25	-	267	(242)	4,440
Criminal Justice Excellence Fund	4,800	-	-	-	-	4,800
CWE Excellence Fund	-	-	-	-	-	-
Dance Excellence	1,779	-	-	-	-	1,779
Dental Hygiene Excellence Fund	5,868	750	-	1,311	(561)	5,307
Developmental Math Excellence	935	300	-	-	300	1,235
Druten, Eric Excellence Fund	-	-	-	-	-	-
Emergency Textbook Scholarship Excellence Fund	-	-	-	-	-	-
Engineering Tech Excellence Fund	276	60	-	-	60	336
Ericsson Excellence Fund	6,270	-	-	-	-	6,270
ESL Division Excellence Fund	1,308	1,090	-	400	690	1,998
Fine Arts Excellence Fund	145	240	-	-	240	385
Fire Instructors Scholarship Excellence Fund	3,140	120	-	-	120	3,260
Fire Rescue Excellence Fund	16,225	50,300	-	18,782	31,518	47,743
Foreign Studies Excellence Fund	13,995	-	-	-	-	13,995
Alumni Scholarship Fund	-	-	-	-	-	-
Freedom/Substance Abuse Ed Excellence Fund	-	-	-	-	-	-
Health Information Management Excellence Fund	4,562	1,100	-	750	350	4,912
Health Professions Excellence Fund	6,914	150	-	-	150	7,064
Honors Institute Excellence Fund	5,105	583	-	-	583	5,688
Hospitality Excellence	23,253	-	-	-	-	23,253
Humanities & Arts	2,585	-	-	-	-	2,585
IEP Excellence Fund	1,350	-	-	-	-	1,350
Israel, Cary Excellence Fund	-	-	-	-	-	-
Jazz Excellence Fund	23,334	25	-	-	25	23,359
Guitar Studies Excellence Fund	10,690	50	-	-	50	10,740
Law Enforcement Academy Excellence	5,491	180	-	-	180	5,671
Literacy Grant	-	-	-	-	-	-
Mabry, Robert and Pam Welding Excellence Fund	2,850	1,900	-	1,000	900	3,750
Marr, Ray H. Technical Dual Credit Excellence Fun	-	10,000	-	-	10,000	10,000
Math Dept Excellence	54,960	1,023	-	6,000	(4,977)	49,983
Mayhan Excellence Fund	-	-	-	-	-	-
New Music Excellence Fund	4,633	-	-	-	-	4,633
Nursing Excellence	3,765	460	-	828	(368)	3,397
Psychology Dept. Excellence Fund	3,815	240	-	-	240	4,055
Respiratory Excellence Fund	3,303	625	-	233	392	3,695
Sean Sutherlin Memorial Fund	-	575	-	-	575	575
SECC- P/R Ded & MISC Holding Acct (Pass Thru	-	-	-	-	-	-
Sejwa Excellence Fund	-	-	-	-	-	-
Sleep Technology Excellence Fund	5,439	220	-	-	220	5,659
Souza, Barbara Excellence Fund	-	-	-	-	-	-
State Farm Child Care Excellence Fund	51,388	-	-	41,150	(41,150)	10,238
Student Development Excellence Fund	5,399	-	-	-	-	5,399
Teaching Learning Innovation Excellence Fund	1,230	-	-	-	-	1,230
Tech Titans Engineering Excellence	46,645	-	-	-	-	46,645
Theatre Partners Excellence Fund	58,334	360	-	-	360	58,694
THINK Scholarship Excellence fund	-	-	-	-	-	-
Trends in Teaching College Composition Excellenc	500	-	-	-	-	500
Holding Fund (Pass-Through)	-	33,000	-	30,000	3,000	3,000
	<u>\$ 491,355</u>	<u>\$ 57,584</u>	<u>\$ -</u>	<u>\$ 29,519</u>	<u>\$ 28,065</u>	<u>\$ 519,420</u>

Collin County Community College District Foundation, Inc.
Temporarily Restricted - Undistributed Investment Earnings and Summary
For the Six Months Ended February 28, 2021
(DRAFT - UNAUDITED)

	Beginning Balance 9/1/2020	YTD Revenue	YTD Inv Rev	YTD Expenses	Surplus/(Deficit) and Adjustments	Ending Balance 2/28/2021
Northern Trust Realized Earnings - Temp Restricted	\$ (104,134)	\$ -	\$ 141,780	\$ -	\$ 141,780	\$ 37,647
Northern Trust Unrealized Earnings - Temp Restricted	678,511	-	910,837	-	910,837	1,589,348
High Ground Realized Earnings	5,170	-	(5,693)	-	(5,693)	(523)
High Ground Unrealized Earnings	375,011	-	221,747	-	221,747	596,757
Total	\$ 954,558	\$ -	\$ 1,268,670	\$ -	\$ 1,268,670	\$ 2,223,229

	Beginning Balance 9/1/2020	YTD Revenue	YTD Inv Rev	YTD Expenses	Surplus/(Deficit) and Adjustments	Ending Balance 2/28/2021
<u>Summary of Temporarily Restricted Funds</u>						
Endowment Balance Available	\$ 1,736,173	\$ 39,704	\$ 163,412	\$ 139,300	\$ 63,815	\$ 1,799,989
Quasi Endowed Scholarships	2,690,626	43,796	30,110	4,500	69,406	2,760,032
Scholarship Funds	1,651,380	342,197	-	267,668	74,380	1,725,759
Excellence Funds	491,355	57,584	-	29,519	28,065	519,420
Undistributed Investment Earnings	954,558	-	1,268,670	-	1,268,670	2,223,229
Total	\$ 7,524,093	\$ 483,281	\$ 1,462,192	\$ 440,987	\$ 1,504,336	\$ 9,028,429

Collin County Community College District Foundation, Inc.
Unrestricted Funds and Summary of All Funds
For the Six Months Ended February 28, 2021
(DRAFT - UNAUDITED)

	Beginning Balance 9/1/2020	YTD Revenue	YTD Inv Rev	YTD Expenses	Surplus/(Deficit) and Adjustments	Ending Balance 2/28/2021
Operating Fund	\$ 795,904	\$ (240)	\$ 30,855	\$ 17,231	\$ 13,383	\$ 809,288
Northern Trust Realized Earnings - Unrestricted	(18,082)	-	29,159	-	29,159	11,078
Northern Trust Unrealized Earnings - Unrestricted	325,674	-	210,957	-	210,957	536,631
Spring Fundraiser	-	151,875	-	-	151,875	151,875
Alumni Events	5,447	-	-	-	-	5,447
Collin Engaged Employee SPIRIT Fundraiser	3,441	50	-	-	50	3,491
Construction Technology Material Fundraiser	-	10,000	-	10,000	-	-
Performing Arts Campaign	21,887	-	-	800	(800)	21,087
Living Legends	2,615	-	-	-	-	2,615
Total	\$ 1,136,886	\$ 161,685	\$ 270,971	\$ 28,031	\$ 404,625	\$ 1,541,511

	Beginning Balance 9/1/2020	YTD Revenue	YTD Inv Rev	YTD Expenses	Surplus/(Deficit) and Adjustments	Ending Balance 2/28/2021
<u>Summary of All Funds</u>						
Total Unrestricted Funds	\$ 1,136,886	\$ 161,685	\$ 270,971	\$ 28,031	\$ 404,625	\$ 1,541,511
Total Temporarily Restricted Funds	7,524,093	483,281	1,462,192	440,987	1,504,336	9,028,429
Total Permanently Restricted Funds	8,388,530	400,919	9,980	-	380,899	8,769,429
Total All Funds	\$ 17,049,509	\$ 1,045,885	\$ 1,743,143	\$ 469,018	\$ 2,289,860	\$ 19,339,369

Collin County Community College District Foundation, Inc.

Expenditures

For the Six Months Ended February 28, 2021

(DRAFT - UNAUDITED)

Check #	Check Date	Payee	Amount	Expense Description	Fund Name
7222	09/04/20	Bluebonnet Trail Designs LLC	\$1,100.00	Face Masks for staff	Operating Fund
7223	09/04/20	Bridges, Claire	\$100.00	Scholarships	Dental Hygiene Excellence Fund
7224	09/04/20	CCCCD - Collin College	\$267.00	Scholarships	Continuing Education Excellence Fund
7225	09/04/20	Mersiovsky, Andrea	\$657.27	Supplies	Operating Fund
7226	09/10/20	CCCCD - Collin College	\$15,918.00	Scholarships	Fire Rescue Excellence Fund
7227	09/10/20	Children's Garden Montessori Academy	\$124.00	Childcare	State Farm Child Care Excellence Fund
7228	09/10/20	Weingart, Darlene L	\$81.40	Supplies	Operating Fund
7229		VOID			
7230	09/11/20	Genstar Montessori Academy	\$500.00	Childcare	State Farm Child Care Excellence Fund
7231	09/17/20	CCCCD - Collin College	\$33,000.00	Reimburse PR-Tech & Wylie Receptions	Operating Fund
7232	09/17/20	Vasquez, Lisa	\$31.96	Reimburse Supplies/Hobby Lobby	Operating Fund
7233	09/24/20	AlphaBEST Education	\$500.00	Childcare	State Farm Child Care Excellence Fund
7234	09/24/20	Friendship Corner Christian Preschool	\$450.00	Childcare	State Farm Child Care Excellence Fund
7235	09/24/20	Genstar Montessori Academy	\$500.00	Childcare	State Farm Child Care Excellence Fund
7236	09/24/20	Handprints Academy	\$500.00	Childcare	State Farm Child Care Excellence Fund
7237	09/24/20	Kiddie Academy of Rockwall	\$450.00	Childcare	State Farm Child Care Excellence Fund
7238	09/24/20	Kiddie Academy of Union Park	\$500.00	Childcare	State Farm Child Care Excellence Fund
7239	09/24/20	Oak Brook School	\$500.00	Childcare	State Farm Child Care Excellence Fund
7240	09/24/20	Our Savior Preschool	\$500.00	Childcare	State Farm Child Care Excellence Fund
7241	09/24/20	Tammie's Tots	\$500.00	Childcare	State Farm Child Care Excellence Fund
7242	09/24/20	Top of the World Preschool	\$500.00	Childcare	State Farm Child Care Excellence Fund
7243	10/05/20	CCCCD - Collin College	\$2,950.00	Scholarships	Fire Rescue Excellence Fund
7244	10/05/20	Chris Johansson	\$100.00	Tech Ribbon Cutting	Performing Arts Campaign
7245	10/05/20	Dalfonso, Kim A.	\$159.87	Reimbursement/Letter Boxes	Operating Fund
7246	10/05/20	Noah Hawkins	\$100.00	Tech Ribbon Cutting	Performing Arts Campaign
7247	10/05/20	Robert Hawley	\$100.00	Tech Ribbon Cutting	Performing Arts Campaign
7248	10/05/20	Vasquez, Lisa	\$322.92	Reimbursement for President Circle Donor gifts	Operating Fund
7249	10/14/20	Bluebonnet Trail Designs LLC	\$600.00	Face Masks for staff, visitors, VIPS, donors	Operating Fund
7250	10/14/20	Dalfonso, Kim A.	\$120.72	Reimbursement for President Circle gifts	Operating Fund
7251	10/14/20	Friendship Corner Christian Preschool	\$560.00	Childcare	Sean Sutherlin Memorial Fund (reclassified)
7252	10/14/20	Genstar Montessori Academy	\$500.00	Childcare	State Farm Child Care Excellence Fund
7253	10/14/20	Handprints Academy	\$500.00	Childcare	State Farm Child Care Excellence Fund
7254	10/14/20	Kiddie Academy of Rockwall	\$450.00	Childcare	State Farm Child Care Excellence Fund
7255	10/14/20	Kiddie Academy of Union Park	\$500.00	Childcare	State Farm Child Care Excellence Fund
7256	10/14/20	Mersiovsky, Andrea	\$218.09	Reimbursement; clean up day	Operating Fund
7257	10/14/20	Oak Brook School	\$500.00	Childcare	State Farm Child Care Excellence Fund
7258	10/14/20	Our Savior Preschool	\$500.00	Childcare	State Farm Child Care Excellence Fund
7259	10/14/20	Tammie's Tots	\$500.00	Childcare	State Farm Child Care Excellence Fund
7260	10/14/20	Top of the World Preschool	\$500.00	Childcare	State Farm Child Care Excellence Fund
7261	10/30/20	Bridges, Claire	\$100.00	Scholarships	Dental Hygiene Excellence Fund
7262	10/30/20	CCCCD - Collin College	\$200.00	Scholarships	Fire Rescue Excellence Fund
7263	10/30/20	Delaughter, Emily	\$100.00	Scholarships	Performing Arts Campaign
7264	10/30/20	Edwards Floral Design	\$105.90	Flower Arrangement	Operating Fund
7265	10/30/20	Flangan, Aidan	\$100.00	Scholarships	Performing Arts Campaign
7266	10/30/20	Haley, Linda	\$100.00	Scholarships	Performing Arts Campaign
7267	10/30/20	Martey, Michelle	\$100.00	Scholarships	Performing Arts Campaign
7268	10/30/20	The Hartford	\$446.00	Insurance	Operating Fund
7269	10/30/20	Tinney, Travis	\$100.00	Scholarships	Performing Arts Campaign
7270	11/12/20	CCCCD - Collin College	\$10,576.00	Scholarships	Fire Rescue Excellence Fund
7271	11/19/20	AlphaBEST Education	\$1,000.00	Scholarships	State Farm Child Care Excellence Fund
7272	11/19/20	Friendship Corner Christian Preschool	\$560.00	Childcare	State Farm Child Care Excellence Fund
7273	11/19/20	Genstar Montessori Academy	\$500.00	Childcare	State Farm Child Care Excellence Fund
7274	11/19/20	Handprints Academy	\$500.00	Childcare	State Farm Child Care Excellence Fund
7275	11/19/20	Kiddie Academy of Rockwall	\$450.00	Childcare	State Farm Child Care Excellence Fund
7276	11/19/20	Kiddie Academy of Union Park	\$500.00	Childcare	State Farm Child Care Excellence Fund
7277	11/19/20	Oak Brook School	\$500.00	Childcare	State Farm Child Care Excellence Fund
7278	11/19/20	Our Savior Preschool	\$500.00	Childcare	State Farm Child Care Excellence Fund
7279	11/19/20	Tammie's Tots	\$500.00	Childcare	State Farm Child Care Excellence Fund
7280		VOID			
7281	11/20/20	Student RDH Learning Inc	\$405.00	Scholarships	Dental Hygiene Excellence Fund
7282	11/20/20	Brown Industries, Inc.	\$145.74	Program Enhancements	Dental Hygiene Excellence Fund
7283	11/20/20	CCCCD - Collin College	\$423,562.51	Scholarships	General Scholarship Fund
7284	11/20/20	Dalfonso, Kim A.	\$21.99	Fund Raising	Operating Fund
7285	11/20/20	Vasquez, Lisa	\$55.98	Fund Raising	Operating Fund
7286	12/03/2020	Top of the World Preschool	\$1,000.00	Childcare	State Farm Child Care Excellence Fund
7287	12/04/2020	AlphaBEST Education	\$500.00	Childcare	State Farm Child Care Excellence Fund
7288	12/04/2020	Ennis Graphics	\$295.00	Spring Fundraiser	Spring Fundraiser
7289	12/04/2020	Friendship Corner Christian Preschool	\$1,120.00	Childcare	State Farm Child Care Excellence Fund
7290	12/04/2020	Genstar Montessori Academy	\$500.00	Childcare	State Farm Child Care Excellence Fund
7291	12/04/2020	Handprints Academy	\$500.00	Childcare	State Farm Child Care Excellence Fund

Collin County Community College District Foundation, Inc.

Expenditures

For the Six Months Ended February 28, 2021

(DRAFT - UNAUDITED)

Check #	Check Date	Payee	Amount	Expense Description	Fund Name
7292	12/04/2020	Kiddie Academy of Rockwall	\$450.00	Childcare	State Farm Child Care Excellence Fund
7293	12/04/2020	Kiddie Academy of Union Park	\$500.00	Childcare	State Farm Child Care Excellence Fund
7294	12/04/2020	Oak Brook School	\$500.00	Childcare	State Farm Child Care Excellence Fund
7295	12/04/2020	Our Savior Preschool	\$500.00	Childcare	State Farm Child Care Excellence Fund
7296	12/04/2020	PSK LLP	\$12,000.00	2020 Financial Statement audit	Operating Fund
7297	12/04/2020	Rustic Cuff Fundraisers	\$800.98	Childcare	State Farm Child Care Excellence Fund
7298	12/04/2020	Tammie's Tots	\$500.00	Childcare	State Farm Child Care Excellence Fund
7299	12/10/2020	Sigma Phi Alpha	\$160.00	Annual Dues	Dental Hygiene Excellence Fund
7300	12/10/2020	Southern Methodist University	\$2,500.00	Scholarships	Lebrecht-Hites Family Transfer Endowed Scholarships
7301		VOID			
7302	12/10/2020	University of Texas at Dallas	\$5,000.00	Scholarships	Lebrecht-Hites Family Transfer Endowed Scholarships
7303	12/11/2020	Konfident Kids Frisco	\$450.00	Childcare	State Farm Child Care Excellence Fund
7304	12/11/2020	Sunshine and Rainbows	\$450.00	Childcare	State Farm Child Care Excellence Fund
7305	12/17/2020	Grace Kids Connect Preschool	\$450.00	Childcare	State Farm Child Care Excellence Fund
7306	12/17/2020	Kids 'R' Kids West McKinney	\$450.00	Childcare	State Farm Child Care Excellence Fund
7307	12/17/2020	Logotology	\$2,311.77	Virtual School Reception	Operating Fund
7308	12/17/2020	Southern Methodist University	\$2,500.00	Scholarships	Lebrecht-Hites Family Transfer Endowed Scholarships
7309	01/11/2021	Genstar Montessori Academy	\$1,000.00	Childcare	State Farm Child Care Excellence Fund
7310	01/15/2021	One Chance Media, LLC	\$890.00	Spring Fundraiser	Spring Fundraiser
7311	01/22/2021	AlphaBEST Education	\$500.00	Childcare	State Farm Child Care Excellence Fund
7312	01/22/2021	CCCCD - Collin College	\$5,765.00	Scholarships	Excellence Funds
7313	01/22/2021	Genstar Montessori Academy	\$500.00	Childcare	State Farm Child Care Excellence Fund
7314	01/22/2021	Grace Kids Connect Preschool	\$450.00	Childcare	State Farm Child Care Excellence Fund
7315	01/22/2021	Handprints Academy	\$500.00	Childcare	State Farm Child Care Excellence Fund
7316	01/22/2021	Kiddie Academy of Rockwall	\$450.00	Childcare	State Farm Child Care Excellence Fund
7317	01/22/2021	Kiddie Academy of Union Park	\$500.00	Childcare	State Farm Child Care Excellence Fund
7318	01/22/2021	Kids 'R' Kids West McKinney	\$450.00	Childcare	State Farm Child Care Excellence Fund
7319	01/22/2021	Konfident Kids Frisco	\$450.00	Childcare	State Farm Child Care Excellence Fund
7320	01/22/2021	Lionheart Children's Academy	\$500.00	Childcare	State Farm Child Care Excellence Fund
7321	01/22/2021	Our Savior Preschool	\$500.00	Childcare	State Farm Child Care Excellence Fund
7322	01/22/2021	Sunshine and Rainbows	\$450.00	Childcare	State Farm Child Care Excellence Fund
7323	01/22/2021	Tammie's Tots	\$500.00	Childcare	State Farm Child Care Excellence Fund
7324	01/22/2021	The Goddard School of McKinney	\$500.00	Childcare	State Farm Child Care Excellence Fund
7325	02/04/2021	aa Trophies	\$3,209.75	Spring Fundraiser	Spring Fundraiser
7326	02/04/2021	CCCCD - Collin College	\$2,061.00	Scholarships	Fire Rescue Excellence Fund
7327	02/04/2021	Dalfonso, Kim A.	\$37.86	Office Supplies	Operating Fund
7328	02/04/2021	Mersiovsky, Andrea	\$395.94	Spring Fundraiser	Spring Fundraiser
7329	02/04/2021	Roach Howard Smith & Barton	\$875.00	Insurance	Operating Fund
7330	02/04/2021	U.S. Postmaster	\$550.00	Spring Fundraiser	Spring Fundraiser
7331	02/22/2021	AlphaBEST Education	\$500.00	Childcare	State Farm Child Care Excellence Fund
7332	02/22/2021	Friendship Corner Christian Preschool	\$560.00	Childcare	State Farm Child Care Excellence Fund
7333	02/22/2021	Genstar Montessori Academy	\$500.00	Childcare	State Farm Child Care Excellence Fund
7334	02/22/2021	Grace Kids Connect Preschool	\$450.00	Childcare	State Farm Child Care Excellence Fund
7335	02/22/2021	Handprints Academy	\$500.00	Childcare	State Farm Child Care Excellence Fund
7336	02/22/2021	Kiddie Academy of Rockwall	\$450.00	Childcare	State Farm Child Care Excellence Fund
7337	02/22/2021	Kiddie Academy of Union Park	\$500.00	Childcare	State Farm Child Care Excellence Fund
7338	02/22/2021	Kids 'R' Kids West McKinney	\$450.00	Childcare	State Farm Child Care Excellence Fund
7339	02/22/2021	Konfident Kids Frisco	\$450.00	Childcare	State Farm Child Care Excellence Fund
7340	02/22/2021	Lionheart Children's Academy	\$500.00	Childcare	State Farm Child Care Excellence Fund
7341	02/22/2021	Our Savior Preschool	\$500.00	Childcare	State Farm Child Care Excellence Fund
7342	02/22/2021	Sunshine and Rainbows	\$450.00	Childcare	State Farm Child Care Excellence Fund
7343	02/22/2021	Tammie's Tots	\$500.00	Childcare	State Farm Child Care Excellence Fund
7344	02/22/2021	The Goddard School of McKinney	\$500.00	Childcare	State Farm Child Care Excellence Fund
7345	02/25/2021	Art & Frame + Signs	\$890.00	Spring Fundraiser	Spring Fundraiser
7346	02/25/2021	CCCCD - Collin College	\$4,190.00	Scholarships	Excellence Funds
7347	02/25/2021	Mersiovsky, Andrea	\$81.97	Spring Fundraiser	Spring Fundraiser
			\$573,434.62		

Collin County Community College District Foundation, Inc.
Pledges Receivable
As of February 28, 2021
(DRAFT - UNAUDITED)

	Collection Expected in Fiscal Year		Total
	2021	After 2021	
American National Bank of Texas	40,000	2,500	42,500
Anita Collins	-	20,000	20,000
Atlantic Housing Foundation	-	22,500	22,500
AXA Equitable Life Insurance	-	16,000	16,000
Boeing Gift Matching Program	-	2,000	2,000
Celina Economic Development	2,500	-	2,500
City of Celina	-	2,500	2,500
CORE Construction	-	2,500	2,500
David L. Downs	-	24,000	24,000
Encore Wire Corporation	-	60,000	60,000
Farmers Bank & Trust	2,500	-	2,500
Farmersville Economic Development Corporation	7,500	7,500	15,000
J. E. Dunn Construction Company	-	2,500	2,500
John Venuto	5,000	5,000	10,000
Maher Maso	2,500	-	2,500
McCarthy Building Companies, Inc.	-	2,500	2,500
McKinney Community Development Corporation	-	1,250	1,250
Medical City McKinney	2,500	-	2,500
Pogue Construction	20,000	20,000	40,000
Skanska USA Building, Inc.	-	25,000	25,000
Texas Health Presbyterian Plano	-	25,000	25,000
Texas Instruments	-	8,075	8,075
The Dallas Center for Sleep Disorders, PA	1,000	3,000	4,000
Tim R. Chappell	2,500	-	2,500
Trane	-	5,000	5,000
Verizon Foundation	-	15,000	15,000
Wylie Economic Development	1,000	-	1,000
Employees - Payroll Deductions	85,017	-	85,017
Employees - Direct Payments not through Payroll	740	-	740
Pledges Receivable, Gross	\$ 172,757	\$ 271,825	\$ 444,582

Collin County Community College District Foundation, Inc.
Investment Schedule
For the Six Months Ended February 28, 2021
(DRAFT - UNAUDITED)

<u>Six Months Ended February 28, 2021</u>	Northern Trust Endowment	Northern Trust Operating	High Ground Trust
09/1/2020 Beginning Balance	\$ 12,830,500	\$ 894,465	\$ 2,719,343
Additions / (Withdrawals)	580,550	(33,300)	(36,000)
Interest / Earnings	193,978	48	77,494
Capital Gain Dividends	-	-	-
Accrued Revenue	(9)	(24)	-
Realized Gain / (Loss)	162,649	-	-
Miscellaneous Receipts	-	-	-
Expenses	26,992	2,265	5,276
Unrealized Gain / (Loss)	1,121,753	-	221,747
Quarter Total Increase / (Decrease) \$	1,451,377	(2,240)	293,964
Quarter Total Increase / (Decrease) %	11.31%	-0.25%	10.81%
2/28/2021 Ending Balance	<u>\$ 14,862,427</u>	<u>\$ 858,925</u>	<u>\$ 2,977,307</u>



Quarterly Investment Report
Ending February 28, 2021

PATTERSON & ASSOCIATES



INVESTMENT PROFESSIONALS

Taxiing for Take-off ??

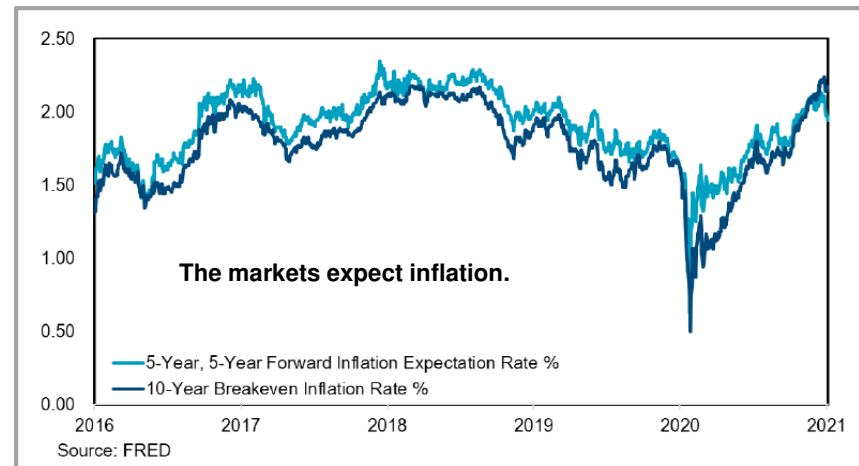
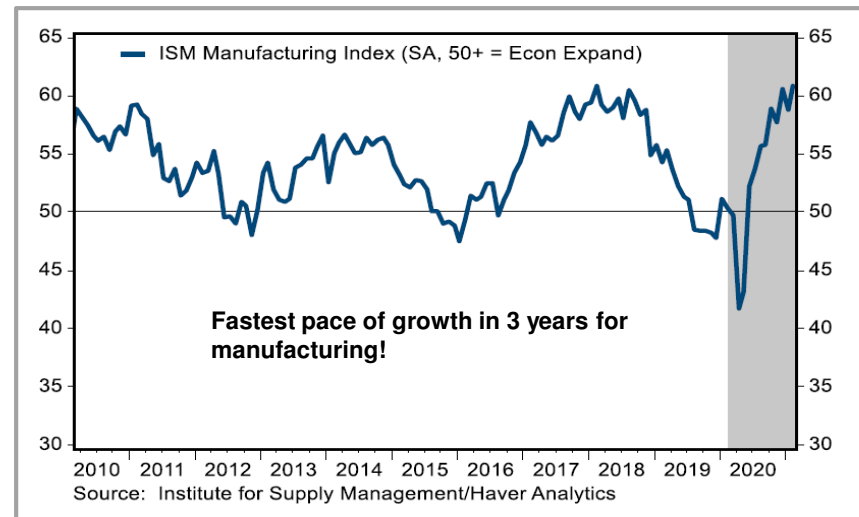
While everyone agrees further support is needed in particular areas of the economy, many are beginning to question the need for an additional near \$2 trillion in aid particularly with a rising savings rate (which won't be spent), billions in stimulus yet to be utilized from the December 2020 package, and a growing improvement in the economic data, not to mention the inclusion of many non-COVID related items. The stimulus package appears to have passed, but without the \$15 an hour minimum wage.

The bond market is strongly indicating the coming of inflation. It's not totally from the promise of growth as it is the mounting consequences of massive government spending. We are seeing massive monetary *and* fiscal support pumping funds into a slowly growing economy. The Fed sees inflation only as a long term concern. The market definitely disagrees. The Fed could once again be slow on policy adjustments. This is the import of the FAIT (flexible avg. inflation target) that the Fed can let inflation rise well above 2%.

Who is right – the *bond vigilantes* or the Fed?

Not that it will stop the spending but the US debt is now 100.1% of GDP – the highest level since WWII.

Temporary volatility aside, inflation is likely to remain modest aside from debt pressure. With the vaccine now available consumers have been more willing to spend. Consumer spending rose as did personal income (10%) in January. Durable goods (major purchases) are also up with a healthy gain, the best in six months. GDP itself is up to 4.1% and jobless claims are down. The claims numbers must however be considered in light of the fact that many people – especially women – are no longer seeking a job.



Still a Question of When

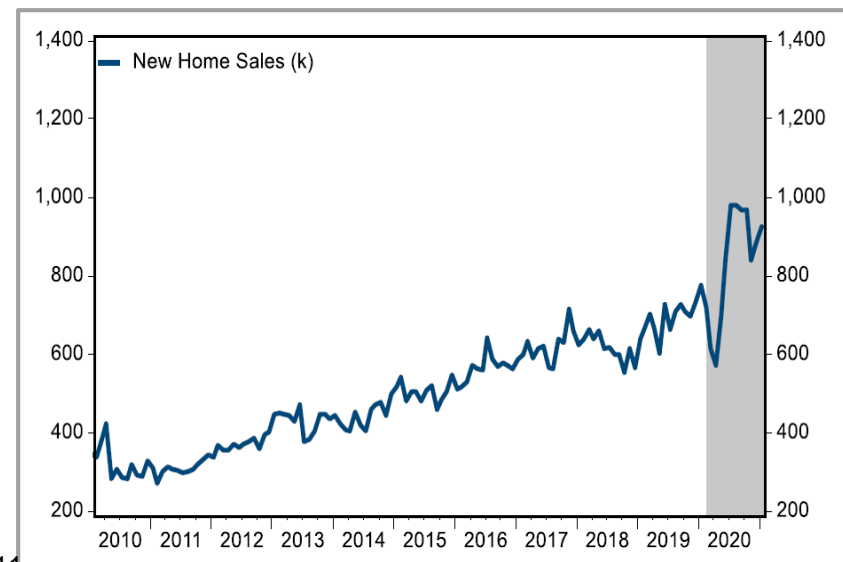
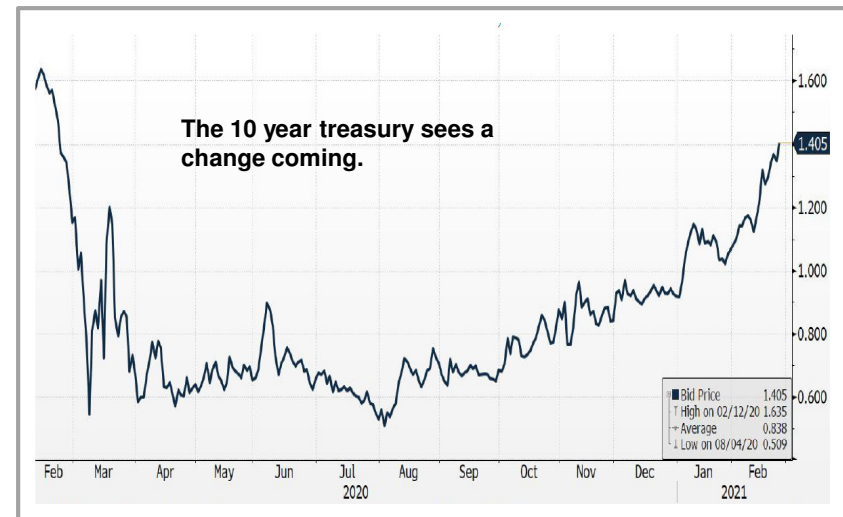
Fed Chairman Powell attributes the rise in yields as “*a statement of confidence*” in the economy which seems to have calmed the stock markets, which continue to gobble up risk assets.

He will undoubtedly be echoed by a prior Fed Chair Janet Yellen (2014-2018) who became Treasury Secretary (not Treasurer). In confirmation hearing she called for “big” stimulus action. She is expected to also somewhat surprisingly call for a stronger dollar. Surprisingly because a stronger dollar makes our products more expensive to a world also just recovering from Covid and its aftermath. Yellen is not a supporter of relaxing financial firms regulations and has called for a “new Dodd-Frank.” That’s quite scary!

Banks are in a precarious position now. With all the stimulus money the banking system is awash with liquidity. Although that sounds favorable, it is a problem because they are limited in efforts to loan it out. In addition, banks need a steeper curve to borrow low (on deposits) and sell high (on loans).

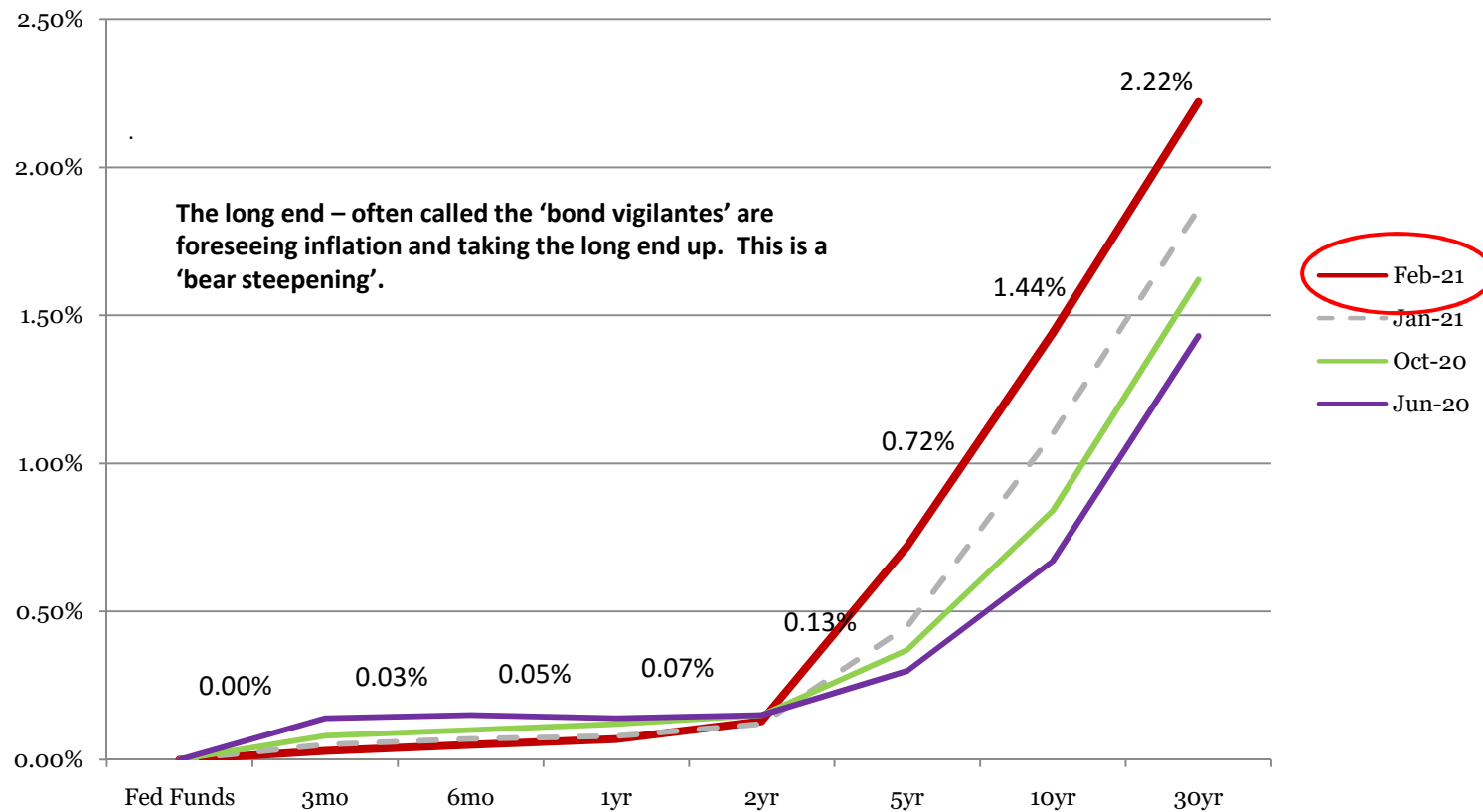
There is good news to be found indicating a building on the strong elements of the economy. Even Boeing is selling planes again as airlines look forward to an increase in air travel.

One key area that continues to boom is housing and it has a tremendous ripple affect through building supply commodities. There is already a major increase in lumber prices. The FHFA house price index is in a three month run and the 20 city home price index jumped 10.1% over last year. New and existing homes rarely stay on the market long as people grab the low interest rates and as others move out of city centers.



A Different Look

- The curve continues to fight the virus.
- The bond market is foreseeing inflation especially with a new stimulus payment passed and talk of an infrastructure stimulus package.
- The market will fight the Fed and their asset purchases on the long end. Usually the market wins.
- The various Covid vaccines have been a major boost to confidence. A more robust economic recovery may require several more months.
- The Fed has stated its intention to stay at 0.0% Fed Funds rate through 2023. Looks like the curve will do its job for it.

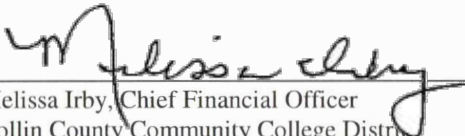


Collin County Community College District
 Quarterly Investment Report
 December 1, 2020 – February 28, 2021

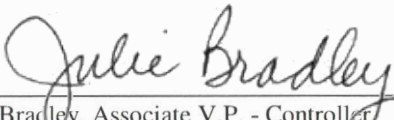
Portfolio Summary Management Report

This quarterly report is prepared in compliance with the Investment Policy and Strategy of the District and the Public Funds Investment Act (Chapter 2256., Texas Government Code).

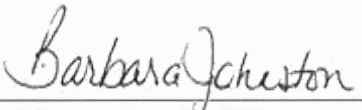
<u>Portfolio as of 11/30/20:</u>		<u>Portfolio as of 02/28/21:</u>	
Beginning Book Value	\$ 539,733,209	Ending Book Value	\$ 578,866,122
Beginning Market Value	\$ 539,876,263	Ending Market Value	\$ 579,070,356
		Investment Income for the period	\$ 216,792
		Unrealized Gain/Loss	\$ 204,234
WAM at Beginning Period Date ¹	60 days	WAM at Ending Period Date ¹	46 days
<i>(Increase in market value is due to seasonal cash inflows)</i>		Change in Market Value ²	\$ 39,194,093
Average Yield to Maturity for period		0.149%	
Average Yield 3 Month Treasury Bill for period		0.070%	



 Melissa Irby, Chief Financial Officer
 Collin County Community College District



 Julie Bradley, Associate V.P. - Controller
 Collin County Community College District



 Barbara Johnston, Associate V.P.
 Collin County Community College District



 Linda T. Patterson, President
 Patterson & Associates as Investment Advisor, CCCC

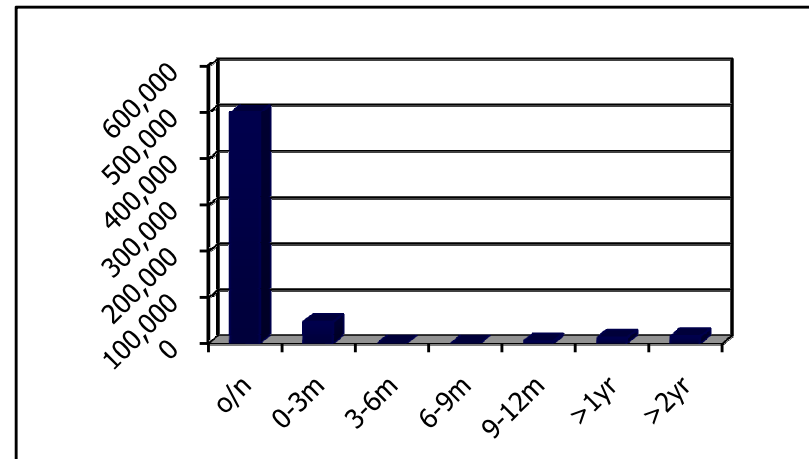
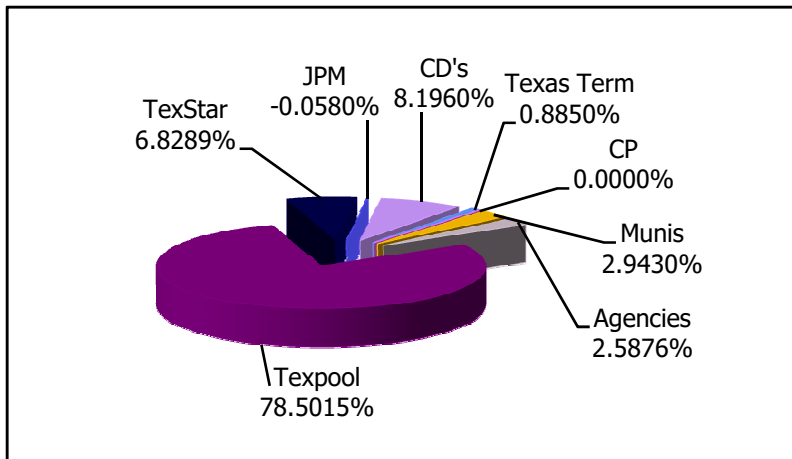
¹ WAM – weighted average maturity

² “Change in Market Value” is required data, but will primarily reflect the receipt and expenditure of the District’s funds from quarter to quarter. *Patterson & Associates* has assisted in the preparation of this consolidated investment report, with additional input provided by CCCC.

Your Portfolio

As of February 28, 2021

- P&A constantly reviews your portfolio for optimal asset allocation and a controlled average maturity because a diversified portfolio can better adjust to volatile market conditions. These are unusual times and where extensions can be made it is important to make them to find any available safe value in the markets.
- The graphs below show asset allocations by market sector and by maturity in your portfolio. Liquidity still yields little or no value but with a flat short curve it may be the only sector available out to six months without the use of CP. Our expectation is of continuing dismally low rates but we look for value in your authorized sectors to capture the yield available as markets change.
- Fed actions will continue and additional stimulus will boost some risk-on confidence providing opportunities in the markets.
- The non-cash portion of your portfolio is yielding 0.63%.



**Collin Co Comm College Dist.
Portfolio Management
Portfolio Summary
February 28, 2021**

Investments	Par Value	Market Value	Book Value	% of Portfolio	Term	Days to Maturity	YTM 365 Equiv.
Federal Agency Coupon Securities	15,000,000.00	15,003,601.05	14,996,450.64	2.59	1,087	921	0.314
Municipal Bonds	16,865,000.00	17,252,915.70	17,055,831.19	2.95	706	492	0.952
TexStar	39,575,650.73	39,575,650.73	39,575,650.73	6.84	1	1	0.033
Texpool	454,947,187.92	454,947,187.92	454,947,187.92	78.59	1	1	0.043
JPMorgan Chase	-336,383.99	-336,383.99	-336,383.99	-0.06	1	1	0.000
CD's - Interest Monthly/Quarterly	47,498,865.84	47,498,865.84	47,498,865.84	8.21	365	80	0.620
Texas Term	5,128,519.55	5,128,519.55	5,128,519.55	0.89	1	1	0.050
	578,678,840.05	579,070,356.80	578,866,121.88	100.00%	80	46	0.124

Cash and Accrued Interest						
Accrued Interest at Purchase		1,041.67	1,041.67			115
Subtotal		1,041.67	1,041.67			
Total Cash and Investments	578,678,840.05	579,071,398.47	578,867,163.55		80	46

Total Earnings	February 28 Month Ending	Fiscal Year To Date
Current Year	59,165.57	540,222.42
Average Daily Balance	591,106,074.37	
Effective Rate of Return	0.13%	

..



**Collin Co Comm College Dist.
Summary by Type
February 28, 2021
Grouped by Fund**

Patterson & Associates
901 S. MoPac
Suite 195
Austin, TX 78746
-

Security Type	Number of Investments	Par Value	Book Value	% of Portfolio	Average YTM 365	Average Days to Maturity
Fund: Building						
Municipal Bonds	2	8,000,000.00	8,062,428.13	1.39	0.370	389
Texpool	1	82,562,606.86	82,562,606.86	14.26	0.043	1
TexStar	1	28,258,296.54	28,258,296.54	4.88	0.033	1
Subtotal	4	118,820,903.40	118,883,331.53	20.53	0.063	27
Fund: 2018 Bond Series						
Texpool	1	0.00	0.00	0.00	0.000	0
Subtotal	1	0.00	0.00	0.00	0.000	0
Fund: 2020 Bond Series						
Texpool	1	122,119,074.01	122,119,074.01	21.10	0.043	1
Subtotal	1	122,119,074.01	122,119,074.01	21.10	0.043	1
Fund: Debt Service						
Texas Term	1	20.50	20.50	0.00	0.000	1
Texpool	1	12,084,232.55	12,084,232.55	2.09	0.043	1
Subtotal	2	12,084,253.05	12,084,253.05	2.09	0.043	1
Fund: Operating						
Municipal Bonds	2	8,865,000.00	8,993,403.06	1.55	1.474	584
CD's - Interest Monthly/Quarterly	1	47,498,865.84	47,498,865.84	8.21	0.620	80
Federal Agency Coupon Securities	3	15,000,000.00	14,996,450.64	2.59	0.314	921
JPMorgan Chase	1	-336,383.99	-336,383.99	-0.06	0.000	1
Texas Term	1	5,128,499.05	5,128,499.05	0.89	0.050	1
Texpool	1	155,789,011.95	155,789,011.95	26.91	0.043	1
TexStar	1	11,317,354.19	11,317,354.19	1.96	0.033	1
Subtotal	10	243,262,347.04	243,387,200.74	42.05	0.225	95
Fund: Stabilization						
Texpool	1	82,392,262.55	82,392,262.55	14.23	0.043	1
Subtotal	1	82,392,262.55	82,392,262.55	14.23	0.043	1
Total and Average	19	578,678,840.05	578,866,121.88	100.00	0.124	46



**Collin Co Comm College Dist.
Fund BLDG - Building
Investments by Fund
February 28, 2021**

Patterson & Associates
901 S. MoPac
Suite 195
Austin, TX 78746
-

CUSIP	Investment #	Issuer	Purchase Date	Book Value	Par Value	Market Value	Current Rate	YTM 360	YTM 365	Maturity Date	Days To Maturity
Municipal Bonds											
419792ZH2	10170	State of Hawaii	10/29/2020	3,000,000.00	3,000,000.00	3,010,350.00	0.429	0.422	0.428	10/01/2022	579
476576QP1	10171	Jersey City NJ	12/03/2020	5,062,428.13	5,000,000.00	5,069,550.00	2.000	0.331	0.335	12/02/2021	276
Subtotal and Average				8,062,428.13	8,000,000.00	8,079,900.00		0.365	0.370		388
TexStar											
2450	10007	TexStar	02/01/2016	28,258,296.54	28,258,296.54	28,258,296.54	0.033	0.032	0.033		1
Subtotal and Average				28,258,296.54	28,258,296.54	28,258,296.54		0.033	0.033		1
Texpool											
700001	10009	Texpool	02/01/2016	82,562,606.86	82,562,606.86	82,562,606.86	0.043	0.042	0.043		1
Subtotal and Average				82,562,606.86	82,562,606.86	82,562,606.86		0.043	0.043		1
Total Investments and Average				118,883,331.53	118,820,903.40	118,900,803.40		0.062	0.063		27 117

**Fund BOND18 - 2018 Bond Series
Investments by Fund
February 28, 2021**

CUSIP	Investment #	Issuer	Purchase Date	Book Value	Par Value	Market Value	Current Rate	YTM 360	YTM 365	Maturity Days To Date Maturity
Texpool										
700006	10067	Texpool	04/12/2018	0.00	0.00	0.00				1
Subtotal and Average				0.00	0.00	0.00		0.000	0.000	0
Total Investments and Average				0.00	0.00	0.00		0.000	0.000	0

**Fund BOND20 - 2020 Bond Series
Investments by Fund
February 28, 2021**

CUSIP	Investment #	Issuer	Purchase Date	Book Value	Par Value	Market Value	Current Rate	YTM 360	YTM 365	Maturity Days To Date Maturity
Texpool										
700006A	10164	Texpool	04/29/2020	122,119,074.01	122,119,074.01	122,119,074.01	0.043	0.042	0.043	1
Subtotal and Average				122,119,074.01	122,119,074.01	122,119,074.01	0.043	0.043		1
Total Investments and Average				122,119,074.01	122,119,074.01	122,119,074.01	0.043	0.043		1

**Fund DS - Debt Service
Investments by Fund
February 28, 2021**

CUSIP	Investment #	Issuer	Purchase Date	Book Value	Par Value	Market Value	Current Rate	YTM 360	YTM 365	Maturity Days To Date Maturity
Texpool										
700004	10010	Texpool	02/01/2016	12,084,232.55	12,084,232.55	12,084,232.55	0.043	0.042	0.043	1
Subtotal and Average				12,084,232.55	12,084,232.55	12,084,232.55		0.043	0.043	1
Texas Term										
1291-01	10141	TexasDAILY	02/04/2019	20.50	20.50	20.50				1
Subtotal and Average				20.50	20.50	20.50		0.000	0.000	1
Total Investments and Average				12,084,253.05	12,084,253.05	12,084,253.05		0.043	0.043	1

**Fund OPER - Operating
Investments by Fund
February 28, 2021**

CUSIP	Investment #	Issuer	Purchase Date	Book Value	Par Value	Market Value	Current Rate	YTM 360	YTM 365	Maturity Date	Days To Maturity
Federal Agency Coupon Securities											
3133EL5J9	10167	FFCB Call Note	09/16/2020	4,999,217.39	5,000,000.00	5,002,155.60	0.300	0.305	0.310	09/01/2023	914
3133EL6U3	10169	FFCB Call Note	09/16/2020	4,997,304.47	5,000,000.00	5,001,280.20	0.280	0.309	0.313	09/14/2023	927
3134GWK47	10168	FHLMC Call Note	09/16/2020	4,999,928.78	5,000,000.00	5,000,165.25	0.305	0.312	0.316	09/08/2023	921
Subtotal and Average				14,996,450.64	15,000,000.00	15,003,601.05		0.309	0.314		920
Municipal Bonds											
20772J3G5	10162	State of Connecticut	04/20/2020	5,911,743.00	5,865,000.00	6,018,545.70	2.020	1.440	1.460	08/15/2022	532
20772KAE9	10163	State of Connecticut	04/20/2020	3,081,660.06	3,000,000.00	3,154,470.00	2.990	1.479	1.500	01/15/2023	685
Subtotal and Average				8,993,403.06	8,865,000.00	9,173,015.70		1.454	1.474		584
TexStar											
5450	10008	TexStar	02/01/2016	11,317,354.19	11,317,354.19	11,317,354.19	0.033	0.032	0.033		1
Subtotal and Average				11,317,354.19	11,317,354.19	11,317,354.19		0.033	0.033		1
Texpool											
700003	10011	Texpool	02/01/2016	155,789,011.95	155,789,011.95	155,789,011.95	0.043	0.042	0.043		121
Subtotal and Average				155,789,011.95	155,789,011.95	155,789,011.95		0.043	0.043		1
JPMorgan Chase											
7828	10012	JPMorgan Chase Commercial Chkg	02/01/2016	-336,383.99	-336,383.99	-336,383.99					1
Subtotal and Average				-336,383.99	-336,383.99	-336,383.99		0.000	0.000		1
CD's - Interest Monthly/Quarterly											
172128542A	10165	East West Bank	05/20/2020	47,498,865.84	47,498,865.84	47,498,865.84	0.620	0.611	0.620	05/20/2021	80
Subtotal and Average				47,498,865.84	47,498,865.84	47,498,865.84		0.612	0.620		80
Texas Term											
1291-00	10142	TexasDAILY	02/06/2019	5,128,499.05	5,128,499.05	5,128,499.05	0.050	0.049	0.050		1
Subtotal and Average				5,128,499.05	5,128,499.05	5,128,499.05		0.049	0.050		1
Total Investments and Average				243,387,200.74	243,262,347.04	243,573,963.79		0.222	0.225		94

**Fund STABL - Stabilization
Investments by Fund
February 28, 2021**

CUSIP	Investment #	Issuer	Purchase Date	Book Value	Par Value	Market Value	Current Rate	YTM 360	YTM 365	Maturity Days To Date Maturity
Texpool										
700005	10050	Texpool	01/24/2018	82,392,262.55	82,392,262.55	82,392,262.55	0.043	0.042	0.043	1
Subtotal and Average				82,392,262.55	82,392,262.55	82,392,262.55		0.043	0.043	1
Total Investments and Average				82,392,262.55	82,392,262.55	82,392,262.55		0.043	0.043	1



Collin Co Comm College Dist.
Cash Reconciliation Report
For the Period December 1, 2020 - February 28, 2021
Grouped by Fund

Patterson & Associates
 901 S. MoPac
 Suite 195
 Austin, TX 78746
 -

Trans. Date	Investment #	Fund	Trans. Type	Security ID	Par Value	Security Description	Maturity Date	Purchases	Interest	Redemptions	Cash
Building											
12/03/2020	10171	BLDG	Purchase	476576QP1	5,000,000.00	JERSEY 5.0M 2.00% Mat.	12/02/2021	-5,082,700.00	0.00	0.00	-5,082,700.00
Subtotal								-5,082,700.00	0.00	0.00	-5,082,700.00
Operating											
12/31/2020	10165	OPER	Interest	172128542A	47,269,476.94	EWB 47.3M 0.62% Mat. 05/20/2021	05/20/2021	0.00	24,979.88	0.00	24,979.88
12/31/2020	10165	OPER	Interest	172128542A	47,269,476.94	EWB 47.3M 0.62% Mat. 05/20/2021	05/20/2021	-24,979.88	0.00	0.00	-24,979.88
01/15/2021	10163	OPER	Interest	20772KAE9	3,000,000.00	CONNST 3.0M 2.99% Mat.	01/15/2023	0.00	44,850.00	0.00	44,850.00
01/31/2021	10165	OPER	Interest	172128542A	47,269,476.94	EWB 47.3M 0.62% Mat. 05/20/2021	05/20/2021	0.00	24,993.05	0.00	24,993.05
01/31/2021	10165	OPER	Interest	172128542A	47,269,476.94	EWB 47.3M 0.62% Mat. 05/20/2021	05/20/2021	-24,993.05	0.00	0.00	-24,993.05
02/15/2021	10162	OPER	Interest	20772J3G5	5,865,000.00	CONNST 5.9M 2.02% Mat.	08/15/2022	0.00	59,236.50	0.00	59,236.50
02/26/2021	10166	OPER	Maturity	06742VVE8	10,000,000.00	BARCBK 10.0M 0.00% Mat.	02/26/2021	0.00	0.00	10,000,000.00	10,000,000.00
02/28/2021	10165	OPER	Interest	172128542A	47,269,476.94	EWB 47.3M 0.62% Mat. 05/20/2021	05/20/2021	0.00	22,585.67	0.00	22,585.67
02/28/2021	10165	OPER	Interest	172128542A	47,269,476.94	EWB 47.3M 0.62% Mat. 05/20/2021	05/20/2021	-22,585.67	0.00	0.00	-22,585.67
Subtotal								-72,558.60	176,645.10	10,000,000.00	10,104,086.50
Total								-5,155,258.60	176,645.10	10,000,000.00	5,021,386.50



**Collin Co Comm College Dist.
Purchases Report
Sorted by Fund - Fund
December 1, 2020 - February 28, 2021**

Patterson & Associates
901 S. MoPac
Suite 195
Austin, TX 78746
-

CUSIP	Investment #	Fund	Sec. Type	Issuer	Original Par Value	Purchase Date	Payment Periods	Principal Purchased	Accrued Interest at Purchase	Rate at Purchase	Maturity Date	YTM	Ending Book Value
Building													
476576QP1	10171	BLDG	MC1	JERSEY	5,000,000.00	12/03/2020	12/02 - Final Pmt.	5,082,700.00		2.000	12/02/2021	0.336	5,062,428.13
				Subtotal	5,000,000.00			5,082,700.00	0.00				5,062,428.13
				Total Purchases	5,000,000.00			5,082,700.00	0.00				5,062,428.13



**Collin Co Comm College Dist.
Maturity Report
Sorted by Maturity Date
Receipts during December 1, 2020 - February 28, 2021**

Patterson & Associates
901 S. MoPac
Suite 195
Austin, TX 78746
-

CUSIP	Investment #	Fund	Sec. Type	Issuer	Par Value	Maturity Date	Purchase Date	Rate at Maturity	Book Value at Maturity	Interest	Maturity Proceeds	Net Income
06742VVE8	10166	OPER	ACP	BARCBK	10,000,000.00	02/26/2021	08/31/2020		10,000,000.00	0.00	10,000,000.00	0.00
Total Maturities					10,000,000.00				10,000,000.00	0.00	10,000,000.00	0.00



Collin Co Comm College Dist.
Interest Earnings
Sorted by Fund - Fund
December 1, 2020 - February 28, 2021
Yield on Average Book Value

Patterson & Associates
 901 S. MoPac
 Suite 195
 Austin, TX 78746

CUSIP	Investment #	Fund	Security Type	Ending Par Value	Beginning Book Value	Average Book Value	Maturity Date	Current Rate	Adjusted Interest Earnings			
									Annualized Yield	Interest Earned	Amortization/ Accretion	Adjusted Interest Earnings
Fund: Building												
2450	10007	BLDG	RRP	28,258,296.54	28,254,551.82	28,256,139.12		0.033	0.054	3,744.72	0.00	3,744.72
700001	10009	BLDG	RR2	82,562,606.86	87,630,621.99	82,667,142.75		0.043	0.072	14,684.87	0.00	14,684.87
419792ZH2	10170	BLDG	MC1	3,000,000.00	3,000,000.00	3,000,000.00	10/01/2022	0.429	0.435	3,217.50	0.00	3,217.50
476576QP1	10171	BLDG	MC1	5,000,000.00	0.00	4,959,950.48	12/02/2021	2.000	0.341	24,444.44	-20,271.87	4,172.57
			Subtotal	118,820,903.40	118,885,173.81	118,883,232.35			0.088	46,091.53	-20,271.87	25,819.66
Fund: 2020 Bond Series												
700006A	10164	BOND20	RR2	122,119,074.01	142,279,025.91	133,334,613.89		0.043	0.073	23,972.70	0.00	23,972.70
			Subtotal	122,119,074.01	142,279,025.91	133,334,613.89			0.073	23,972.70	0.00	23,972.70
Fund: Debt Service												
700004	10010	DS	RR2	12,084,232.55	16,488,390.62	17,543,871.54		0.043	0.074	3,186.12	0.00	3,186.12
1291-01	10141	DS	RR5	20.50	20.50	20.50				0.00	0.00	0.00
			Subtotal	12,084,253.05	16,488,411.12	17,543,892.04			0.074	3,186.12	0.00	3,186.12
Fund: Operating												
5450	10008	OPER	RRP	11,317,354.19	11,315,854.45	11,316,490.16		0.033	0.054	1,499.74	0.00	1,499.74
700003	10011	OPER	RR2	155,789,011.95	85,001,895.64	122,562,825.27		0.043	0.068	20,482.95	0.00	20,482.95
7828	10012	OPER	RR3	-336,383.99	591,956.07	298,927.05				0.00	0.00	0.00
3134GWK47	10168	OPER	FAC	5,000,000.00	4,999,013.08	4,999,466.18	09/08/2023	0.305	0.384	3,812.50	915.70	4,728.20
172128542A	10165	OPER	RR4	47,498,865.84	47,426,307.24	47,451,264.76	05/20/2021	0.620	0.620	72,558.60	0.00	72,558.60
3133EL5J9	10167	OPER	FAC	5,000,000.00	4,998,826.09	4,999,019.71	09/01/2023	0.300	0.336	3,750.00	391.30	4,141.30
3133EL6U3	10169	OPER	FAC	5,000,000.00	4,996,047.49	4,996,669.46	09/14/2023	0.280	0.386	3,500.00	1,256.98	4,756.98
1291-00	10142	OPER	RR5	5,128,499.05	5,127,595.30	5,127,968.35		0.050	0.071	903.75	0.00	903.75
06742VVE8	10166	OPER	ACP	0.00	9,992,508.33	9,663,087.31	02/26/2021		0.314	0.00	7,491.67	7,491.67
20772KAE9	10163	OPER	MC1	3,000,000.00	3,092,564.22	3,087,168.68	01/15/2023	2.990	1.513	22,425.00	-10,904.16	11,520.84
20772J3G5	10162	OPER	MC1	5,865,000.00	5,919,771.37	5,915,798.81	08/15/2022	2.020	1.480	29,618.25	-8,028.37	21,589.88
			Subtotal	243,262,347.04	183,462,339.28	220,418,685.76			0.275	158,550.79	-8,876.88	149,673.91
Fund: Stabilization												
700005	10050	STABL	RR2	82,392,262.55	78,618,258.96	79,961,091.43		0.043	0.072	14,139.86	0.00	14,139.86

Collin Co Comm College Dist.
Interest Earnings
December 1, 2020 - February 28, 2021

Adjusted Interest Earnings

CUSIP	Investment #	Fund	Security Type	Ending Par Value	Beginning Book Value	Average Book Value	Maturity Date	Current Rate	Annualized Yield	Interest Earned	Amortization/ Accretion	Adjusted Interest Earnings
			Subtotal	82,392,262.55	78,618,258.96	79,961,091.43			0.072	14,139.86	0.00	14,139.86
			Total	578,678,840.05	539,733,209.08	570,141,515.46			0.154	245,941.00	-29,148.75	216,792.25



**Collin Co Comm College Dist.
Amortization Schedule
December 1, 2020 - February 28, 2021
Sorted By Fund - Fund**

Patterson & Associates
901 S. MoPac
Suite 195
Austin, TX 78746
-

Investment #	Maturity Date	Beginning Par Value				Amounts Amortized				
Issuer	Fund	Amort. Date	Current Rate	Purchase Principal	Original Premium or Discount	Ending Book Value	And Unamortized As of 12/01/2020	Amount Amortized This Period	Amt Amortized Through 02/28/2021	Amount Unamortized Through 02/28/2021
Building										
10171 Jersey City NJ	BLDG	12/02/2021	5,000,000.00 2.000	5,082,700.00	82,700.00	5,062,428.13	0.00 82,700.00	-20,271.87	-20,271.87	62,428.13
			Subtotal	5,082,700.00	82,700.00	5,062,428.13	0.00 82,700.00	-20,271.87	-20,271.87	62,428.13
Operating										
10166 Barclays Bank CP	OPER	02/26/2021	10,000,000.00	9,984,586.11	-15,413.89	0.00	7,922.22 -7,491.67	7,491.67	15,413.89	0.00
10162 State of Connecticut	OPER	08/15/2022	5,865,000.00 2.020	5,939,485.50	74,485.50	5,911,743.00	-19,714.13 54,771.37	-8,028.37	-27,742.50	46,743.00
10163 State of Connecticut	OPER	01/15/2023	3,000,000.00 2.990	3,119,340.00	119,340.00	3,081,660.06	-26,775.78 92,564.22	-10,904.16	-37,679.94	81,660.06
10167 FFCB Call Note	OPER	09/01/2023 09/01/2021	5,000,000.00 0.300	4,998,500.00	-1,500.00	4,999,217.39	326.09 -1,173.91	391.30	717.39	-782.61
10169 FFCB Call Note	OPER	09/14/2023 09/14/2021	5,000,000.00 0.280	4,995,000.00	-5,000.00	4,997,304.47	1,047.49 -3,952.51	1,256.98	2,304.47	-2,695.28
10168 FHLMC Call Note	OPER	09/08/2023 03/08/2021	5,000,000.00 0.305	4,998,250.00	-1,750.00	4,999,928.78	763.08 -986.92	915.70	1,678.78	-71.22
			Subtotal	34,035,161.61	170,161.61	23,989,853.70	-36,431.03 133,730.58	-8,876.88	-45,307.91	124,853.70
			Total	39,117,861.61	252,861.61	29,052,281.83	-36,431.03 216,430.58	-29,148.75	-65,579.78	187,281.83



**Collin Co Comm College Dist.
Projected Cashflow Report
Sorted by Fund**

Patterson & Associates
901 S. MoPac
Suite 195
Austin, TX 78746
-

For the Period March 1, 2021 - September 30, 2021

Projected Trans. Date	Investment #	Fund	Security ID	Transaction Type	Issuer	Par Value	Original Cost	Principal	Interest	Total
Operating										
03/01/2021	10167	OPER	3133EL5J9	Interest	FFCB Call Note	0.00	0.00	0.00	7,500.00	7,500.00
03/08/2021	10168	OPER	3134GWK47	Interest	FHLMC Call Note	0.00	0.00	0.00	7,625.00	7,625.00
03/08/2021	10168	OPER	3134GWK47	Call	FHLMC Call Note	5,000,000.00	4,998,250.00	5,000,000.00	0.00	5,000,000.00
03/14/2021	10169	OPER	3133EL6U3	Interest	FFCB Call Note	0.00	0.00	0.00	7,000.00	7,000.00
07/15/2021	10163	OPER	20772KAE9	Interest	State of Connecticut	0.00	0.00	0.00	44,850.00	44,850.00
08/15/2021	10162	OPER	20772J3G5	Interest	State of Connecticut	0.00	0.00	0.00	59,236.50	59,236.50
09/01/2021	10167	OPER	3133EL5J9	Interest	FFCB Call Note	0.00	0.00	0.00	7,500.00	7,500.00
09/01/2021	10167	OPER	3133EL5J9	Call	FFCB Call Note	5,000,000.00	4,998,500.00	5,000,000.00	0.00	5,000,000.00
09/08/2021	10168	OPER	3134GWK47	Interest	FHLMC Call Note	0.00	0.00	0.00	7,625.00	7,625.00
09/14/2021	10169	OPER	3133EL6U3	Interest	FFCB Call Note	0.00	0.00	0.00	7,000.00	7,000.00
09/14/2021	10169	OPER	3133EL6U3	Call	FFCB Call Note	5,000,000.00	4,995,000.00	5,000,000.00	0.00	5,000,000.00
Total for Operating						15,000,000.00	14,991,750.00	15,000,000.00	148,336.50	15,148,336.50
GRAND TOTALS:						15,000,000.00	14,991,750.00	15,000,000.00	148,336.50	15,148,336.50



Collin Co Comm College Dist.
Texas Compliance Change in Val Report
Sorted by Fund
December 1, 2020 - February 28, 2021

Patterson & Associates
 901 S. MoPac
 Suite 195
 Austin, TX 78746
 -

Inv #	Issuer	Fund	Purch Date	Interest Accrual	Beginning Book Value	Purchases/ Additions	Redemptions	Change in Value	Ending Book Value
Cusip	Par Value	YTM	Mat Date	Interest Received	Beginning Market Value				Ending Market Value
Fund: Building									
10007	TXSTAR	BLDG	02/01/2016	3,744.72	28,254,551.82	3,744.72	0.00	3,744.72	28,258,296.54
2450	28,258,296.54	0.033	/ /	3,744.72	28,254,551.82	3,744.72	0.00	3,744.72	28,258,296.54
10009	TXPOOL	BLDG	02/01/2016	14,684.87	87,630,621.99	14,684.87	5,082,700.00	-5,068,015.13	82,562,606.86
700001	82,562,606.86	0.043	/ /	14,684.87	87,630,621.99	14,684.87	5,082,700.00	-5,068,015.13	82,562,606.86
10170	HAWAII	BLDG	10/29/2020	3,217.50	3,000,000.00	0.00	0.00	0.00	3,000,000.00
419792ZH2	3,000,000.00	0.428	10/01/2022	0.00	3,004,920.00	0.00	0.00	5,430.00	3,010,350.00
10171	JERSEY	BLDG	12/03/2020	24,444.44	0.00	5,082,700.00	0.00	5,062,428.13	5,062,428.13
476576QP1	5,000,000.00	0.335	12/02/2021	0.00	0.00	5,082,700.00	0.00	5,069,550.00	5,069,550.00
Sub Totals For: Fund: Building				46,091.53	118,885,173.81	5,101,129.59	5,082,700.00	-1,842.28	118,883,331.33
				18,429.59	118,890,093.81	5,101,129.59	5,082,700.00	10,709.59	118,900,803.40
Fund: 2018 Bond Series									
10067	TXPOOL	BOND18	04/12/2018	0.00	0.00	0.00	0.00	0.00	0.00
700006	0.00	0.000	/ /	0.00	0.00	0.00	0.00	0.00	0.00
Sub Totals For: Fund: 2018 Bond Series				0.00	0.00	0.00	0.00	0.00	0.00
				0.00	0.00	0.00	0.00	0.00	0.00
Fund: 2020 Bond Series									
10164	TXPOOL	BOND20	04/29/2020	23,972.70	142,279,025.91	23,972.70	20,183,924.60	-20,159,951.90	122,119,074.01
700006A	122,119,074.01	0.043	/ /	23,972.70	142,279,025.91	23,972.70	20,183,924.60	-20,159,951.90	122,119,074.01
Sub Totals For: Fund: 2020 Bond Series				23,972.70	142,279,025.91	23,972.70	20,183,924.60	-20,159,951.90	122,119,074.01
				23,972.70	142,279,025.91	23,972.70	20,183,924.60	-20,159,951.90	122,119,074.01
Fund: Debt Service									
10010	TXPOOL	DS	02/01/2016	3,186.12	16,488,390.62	10,743,033.12	15,147,191.19	-4,404,158.07	12,084,232.55
700004	12,084,232.55	0.043	/ /	3,186.12	16,488,390.62	10,743,033.12	15,147,191.19	-4,404,158.07	12,084,232.55

Portfolio CCCC

Collin Co Comm College Dist.
Texas Compliance Change in Val Report
December 1, 2020 - February 28, 2021

Inv #	Issuer	Fund	Purch Date	Interest Accrual	Beginning Book Value	Purchases/ Additions	Redemptions	Change in Value	Ending Book Value
Cusip	Par Value	YTM	Mat Date	Interest Received	Beginning Market Value				Ending Market Value
10141	TXDAIL	DS	02/04/2019	0.00	20.50	0.00	0.00	0.00	20.50
1291-01	20.50	0.000	/ /	0.00	20.50	0.00	0.00	0.00	20.50
Sub Totals For: Fund: Debt Service				3,186.12	16,488,411.12	10,743,033.12	15,147,191.19	-4,404,158.07	12,084,253.05
				3,186.12	16,488,411.12	10,743,033.12	15,147,191.19	-4,404,158.07	12,084,253.05
Fund: Operating									
10008	TXSTAR	OPER	02/01/2016	1,499.74	11,315,854.45	1,499.74	0.00	1,499.74	11,317,354.19
5450	11,317,354.19	0.033	/ /	1,499.74	11,315,854.45	1,499.74	0.00	1,499.74	11,317,354.19
10011	TXPOOL	OPER	02/01/2016	20,482.95	85,001,895.64	173,440,321.80	102,653,205.49	70,787,116.31	155,789,011.95
700003	155,789,011.95	0.043	/ /	20,482.95	85,001,895.64	173,440,321.80	102,653,205.49	70,787,116.31	155,789,011.95
10012	JPMCC	OPER	02/01/2016	0.00	591,956.07	111,830,670.15	112,759,010.21	-928,340.06	-336,383.99
7828	0.00	0.000	/ /	0.00	591,956.07	111,830,670.15	112,759,010.21	-928,340.06	-336,383.99
10142	TXDAIL	OPER	02/06/2019	903.75	5,127,595.30	903.75	0.00	903.75	5,128,499.05
1291-00	5,128,499.05	0.050	/ /	903.75	5,127,595.30	903.75	0.00	903.75	5,128,499.05
10162	CONNST	OPER	04/20/2020	29,618.25	5,919,771.37	0.00	0.00	-8,028.37	5,911,743.00
20772J3G5	5,865,000.00	1.460	08/15/2022	59,236.50	6,008,399.25	0.00	0.00	10,146.45	6,018,545.70
10163	CONNST	OPER	04/20/2020	22,425.00	3,092,564.22	0.00	0.00	-10,904.16	3,081,660.06
20772KAE9	3,000,000.00	1.500	01/15/2023	44,850.00	3,146,250.00	0.00	0.00	8,220.00	3,154,470.00
10165	EWB	OPER	05/20/2020	72,558.60	47,426,307.24	72,558.60	0.00	72,558.60	47,498,865.84
172128542A	47,498,865.84	0.620	05/20/2021	72,558.60	47,426,307.24	72,558.60	0.00	72,558.60	47,498,865.84
10166	BARCBK	OPER	08/31/2020	0.00	9,992,508.33	0.00	10,000,000.00	-9,992,508.33	0.00
06742VVE8	0.00	0.000	02/26/2021	0.00	9,992,508.33	0.00	10,000,000.00	-9,992,508.33	0.00
10167	FFCBC	OPER	09/16/2020	3,750.00	4,998,826.09	0.00	0.00	391.30	4,999,217.39
3133EL5J9	5,000,000.00	0.310	09/01/2023	0.00	4,997,506.35	0.00	0.00	4,649.25	5,002,155.60
10168	FHLMCC	OPER	09/16/2020	3,812.50	4,999,013.08	0.00	0.00	915.70	4,999,928.78
3134GWK47	5,000,000.00	0.316	09/08/2023	0.00	4,993,794.40	0.00	0.00	6,370.85	5,000,165.25
10169	FFCBC	OPER	09/16/2020	3,500.00	4,996,047.49	0.00	0.00	1,256.98	4,997,304.47
3133EL6U3	5,000,000.00	0.313	09/14/2023	0.00	4,998,406.05	0.00	0.00	2,874.15	5,001,280.20

Collin Co Comm College Dist.
Texas Compliance Change in Val Report
December 1, 2020 - February 28, 2021

Inv #	Issuer	Fund	Purch Date	Interest Accrual	Beginning Book Value				Ending Book Value
Cusip	Par Value	YTM	Mat Date	Interest Received	Beginning Market Value	Purchases/ Additions	Redemptions	Change in Value	Ending Market Value
Sub Totals For: Fund: Operating				158,550.79	183,462,339.28	285,345,954.04	225,412,215.70	59,924,861.46	243,387,200.74
				199,531.54	183,600,473.08	285,345,954.04	225,412,215.70	59,973,490.71	243,573,963.79
Fund: Stabilization									
10050	TXPOOL	STABL	01/24/2018	14,139.86	78,618,258.96	6,264,139.85	2,490,136.26	3,774,003.59	82,392,262.55
700005	82,392,262.55	0.043	/ /	14,139.86	78,618,258.96	6,264,139.85	2,490,136.26	3,774,003.59	82,392,262.55
Sub Totals For: Fund: Stabilization				14,139.86	78,618,258.96	6,264,139.85	2,490,136.26	3,774,003.59	82,392,262.55
				14,139.86	78,618,258.96	6,264,139.85	2,490,136.26	3,774,003.59	82,392,262.55
Report Grand Totals:				245,941.00	539,733,209.08	307,478,229.30	268,316,167.75	39,132,912.80	578,866,121.88
				259,259.81	539,876,262.88	307,478,229.30	268,316,167.75	39,194,093.92	579,070,356.80

QUARTERLY PURCHASE ORDER REPORT

In accordance with CF (Local), all purchases contracted for between the values of \$50,000 and \$100,000 will be reported to the board quarterly.

For the last quarter, January 2021 through March 2021 there were eight (8) vendor contracts with total purchases within that dollar range.

Vendor	Total Dollar	Item Descriptions	Purpose	Contracting Method
Sherwin Williams Co	\$51,160.15	Paint & paint supplies	Facilities painting and Collision Technology	E&I Cooperative Contract #CNR-01400
BC Group International, Inc.	\$55,036.09	BioMed Technology Equipment	Instructional use in BioMed program	3 quotes for large purchase and open market for multiple small purchases
Imperial Trading Company, LLC	\$56,500.00	Krispy Krunchy Chicken	Food Services	Sole Source
Uline Inc.	\$57,162.38	Miscellaneous supplies and trash receptacles	Facilities, welding program, police dept, collision program and art program	3 quotes for large purchase and open market for multiple small purchases
Municipal Emergency Services, Inc.	\$61,278.89	Breathing apparatus and accessories	Fire Science program	BuyBoard Contract 603-20
Engineerica Systems, Inc.	\$63,453.00	Academic Management Software	Technology Services	Sole Source

QUARTERLY PURCHASE ORDER REPORT

Lab Resources, Inc.	\$67,089.00	GM Specialized Electronic Trainers and books	Collision Technology Program	BuyBoard Contract 573-18
Journey Ed.com, Inc.	\$83,622.48	Adobe Enterprise Software License and various other software	Technology Services	TCCTA & TIPS Contract 180302



Collin College

2017 Capital Improvement Program
Monthly Report
March 2021

Collin County Community College District

Project Reference: 60541060
Project Number: 60541060

April 07, 2021

Quality information

Prepared by



Nuria Cortes
Program Controls Manager

Reviewed by




Nick Fiehler
Deputy Program Director

Reviewed By



Jeff Hagerich
Deputy Program Director

Approved By



Adrian Grimes
Program Director

Revision History

Revision	Revision date	Details	Authorized	Name	Position
First Publication	April 07, 2021	March '21 Report	Yes	Adrian Grimes	Program Director

Distribution List

# Hard Copies	PDF Required	Association / Company Name
1		Dr. Neil Matkin / Collin College
1		Chris Eyle / Collin College

Prepared for:

Collin County Community College District
3452 Spur 399
Suite 327
McKinney, TX 75069

Prepared by:

Nuria Cortes
Program Controls Manager
E: ncortes.aecom@collin.edu

AECOM
13355 Noel Road
4th Floor
Dallas TX, 75240
aecom.com

Copyright © 2020 by AECOM

All rights reserved. No part of this copyrighted work may be reproduced, distributed, or transmitted in any form or by any means without the prior written permission of AECOM.

Table of Contents

1.	Introduction	5
2.	Executive Summary	5
3.	Scope.....	7
3.1	Phase 1	7
3.2	Phase 2	7
3.3	Phase 3	8
4.	Community.....	8
4.1	Project Teams	8
4.1.1	Phase 1	8
4.1.2	Phase 2	9
4.1.3	Phase 3	10
4.2	Current Personnel Estimate.....	11
4.3	Community Outreach.....	11
5.	Schedule.....	12
5.1	Program.....	12
5.2	Phase 1	12
5.3	Phase 2	13
5.4	Phase 3	15
6.	Budget	16
6.1	Program Summary.....	16
6.2	Phase 1	16
6.3	Phase 2	17
6.4	Phase 3	18
6.5	Phase A	19
6.6	Additional Program Budgets	20
7.	Completed Items.....	20
7.1	General Program	20
7.2	Procurement.....	20
7.3	Design	20
7.4	Pre-Construction.....	20
7.5	Construction	20
7.6	Acceptance and Close-Out.....	21
8.	Pending Items.....	21
8.1	General Program	21
8.2	Procurement.....	21
8.3	Design	21
8.4	Pre-Construction.....	21
8.5	Construction	21
8.6	Acceptance and Close-Out.....	21
	Appendix A – Construction Progress Photos.....	22

1. Introduction

On May 6, 2017, voters approved Collin College's \$600 million bond proposal to facilitate a long-range plan to accommodate the projected population growth in Collin County over the next two decades. The program consists of 4 new campuses and 2 new facilities.

On May 16, 2017, in a special session, the Board of Trustees granted the District President authority to enter and negotiate into contract with AECOM Technical Services, Inc. (AECOM) to provide Program Management Services to the Collin College 2017 Capital Improvement Program. On May 25, 2017, Collin College issued a Notice to Proceed to AECOM. As part of these services, AECOM will deliver a monthly report to provide status and progress of key aspects of the Program.

2. Executive Summary

The Program is progressing as planned with no major issues to report at this time.

Completed and Pending Items

- **Technical Campus – Vestibule waterproofing is complete.** Installation of additional guardrails was completed on 03/26. Final items requested by the City of Allen officials have been completed and are awaiting final inspection. Test & Balance and Commissioning services are complete – awaiting final commissioning report.
- **Wylie Campus –** The replacement kitchen exhaust fans have been delayed in shipping. Work is now scheduled to be completed by end of April.
- **Celina Campus –** Exterior site work is on-going at the breezeway and entrance to the building. Irrigation and landscaping work continues at the parking lot. Interior finishes work is in its final stages throughout the building. Lab casework and millwork is complete throughout the building. Architect/Owner punchlist walks are on-going. The city's Choate Parkway road project on the north side of the campus is nearing completion.
- **Farmersville Campus –** Punch list items are on-going. Construction of the City's Collin Parkway road project is ongoing. Final Certificate of Occupancy was issued by the City on March 10th after their contractor completed the new road on the West side of the Campus. Classes started in the new building on March 22nd.
- **IT Center –** In all levels, overhead MEP is on-going. Interior and exterior masonry is completed. The high ceiling in the atrium was completed and scaffolding has been removed. Terrazzo flooring work is starting in the atrium. Restroom finishes and fixtures are on-going. Priming, painting, and floor installation is on-going. Paving has begun in the quad area between the new building and the library. Stone veneer and piping for the water feature is on-going. The building has permanent power and connecting all electrical panels to permanent power is nearing completion.
- **Frisco Campus (Addition and Renovations) –** The project team is currently working to define and schedule the renovation and addition scopes of work at the campus. The site and façade plan for Alumni Hall were approved at the March 9th P&Z committee meeting. Fire lane construction work is underway; installation of the retaining wall and fire water line is complete. The north-south run of the fire lane was poured on March 22nd; the east-west run will be completed after the relocation of the 4-pipe system.
- **McKinney Campus (Welcome Center and Renovations) –** Site Upgrades: Underground utility demo has been completed at the north portion of the site, installation of underground storm and water lines is on-going. Hydro excavation and ground penetrating radar is on-going in construction areas. Welcome Center: Building pad excavation and demo of existing utilities is complete. Chemical injection of building pad continues. Renovations: Electrical research is complete and shutdowns are on-going, mechanical make safe has begun.

Items of close attention

- Completion of the new outer loop access road in Celina by Collin County/NTTA
- Monitoring the progress of the new road the City of Farmersville is installing along the west entrance of the Farmersville Campus
- Monitoring the progress of the Celina Campus and the IT Center to ensure they are completed in time for Fall 2021 classes.

Budget Summary

- \$552,268,089 of the \$600,000,000 has been committed to-date in the form of contracts with various vendors. This represents 92.04% of the overall program budget committed.
- \$494,232,601 of the \$552,268,089 committed amount has been expended to-date. This represents 89.49% of the commitments to date and 82.37% of the program budget.

3. Scope

3.1 Phase 1

- Wylie Campus
 - Construction of a campus on a new approximately 97-acre site
 - The campus includes:
 - Campus Commons
 - Library
 - Student Center/Conference Center
 - Central Utility Plant
- Technical Campus
 - Construction of a Technical Campus on a new 32-acre site in Allen, Texas
 - The campus includes:
 - 450 space underground parking garage
 - Academic Building (includes space for dual credit students)
 - 3 Trade Bar Buildings to support CTE programs

3.2 Phase 2

- Celina Campus
 - Construction of a campus on a new approximately 75-acre site
 - The campus includes:
 - Student Union / Workforce / Instructional Building
- Farmersville Campus
 - Construction of a campus on a new approximately 76-acre site
 - The campus includes:
 - Student Union / Workforce / Instructional Building
- Frisco Campus
 - Construction of a new IT Center building on the existing campus

3.3 Phase 3

- Additions and Renovations at Frisco Campus
 - Alumni Hall Renovations and Additions
 - Lawler Hall Renovations
 - Heritage Hall Upgrades
 - Founders Hall Renovations
 - Wayfinding
- Additional Frisco Campus Projects
 - Construction of a new fire lane, parking lot, and loop road on the existing campus
 - Trane Upgrades
- Additions and Renovations at McKinney Campus
 - Construction of a new Welcome Center on the existing campus
 - New Entry Drive and Parking
 - Pistol Range Demo
 - Kitchen and Dining Renovations in Main Building
 - Dental Hygiene Renovations
 - Wayfinding
- Additional McKinney Campus Projects
 - Trane Upgrades
- Additional Plano Campus Projects
 - Trane Upgrades
 - Wayfinding
- Additional Courtyard Center Projects
 - Trane Upgrades
- Additional CHEC Projects
 - Trane Upgrades

4. Community

4.1 Project Teams

4.1.1 Phase 1

- Wylie Campus
 - Program Manager: AECOM Technical Services, Inc.
 - A/E: Page Southerland Page, Inc.
 - MEP: Reed, Wells, Benson & Co.
 - Civil Engineer: Pacheco Koch Consulting Engineers, Inc.

- Cost Consulting: Vermeulens
- Construction Manager-at-Risk: Skanska USA Building, Inc.
- Commissioning Agent: Bath Group, Inc.
- Technical Campus
 - Program Manager: AECOM Technical Services, Inc.
 - A/E: Perkins+Will, Inc.
 - Associate Architect: Hoefer Wysocki Architecture
 - MEP: Purdy McGuire
 - Civil Engineer: Pacheco Koch Consulting Engineers, Inc.
 - Structural Engineer: L.A. Fuess Partners, Inc.
 - Cost Consulting: Vermeulens
 - Construction Manager-at-Risk: McCarthy Building Companies, Inc.
 - Commissioning Agent: Farnsworth

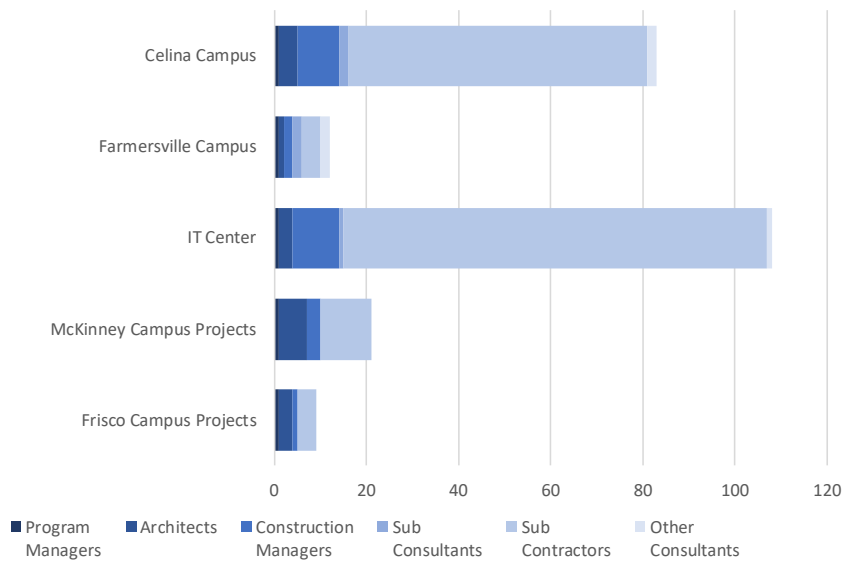
4.1.2 Phase 2

- Celina Campus
 - Program Manager: AECOM
 - A/E: Beck Architecture, LLC
 - Structural Engineer: L.A. Fuess Partners, Inc.
 - MEP: Reed, Wells, Benson & Co.
 - Civil Engineer: RLK Engineering
 - Construction Manager-at-Risk: JT Vaughn Construction
- Farmersville Campus
 - Program Manager: AECOM
 - A/E: Beck Architecture, LLC
 - Structural Engineer: L.A. Fuess Partners, Inc.
 - MEP: Reed, Wells, Benson & Co.
 - Civil Engineer: RLK Engineering
 - Construction Manager-at-Risk: JT Vaughn Construction
- IT Center
 - Program Manager: AECOM
 - A/E: Beck Architecture, LLC
 - Structural Engineer: L.A. Fuess Partners, Inc.
 - MEP: ME Engineers
 - Civil Engineer: RLK Engineering
 - Construction Manager-at-Risk: JE Dunn Construction

4.1.3 Phase 3

- Welcome Center at the McKinney Campus
 - Program Manager: AECOM Technical Service, Inc.
 - A/E: PBK
 - Construction Manager-at-Risk: Skanska USA Building, Inc.
 - Commissioning Agent: Bath Group, Inc.
- Loop Road/Parking at Frisco Campus
 - Program Manager: AECOM Technical Service, Inc.
 - Civil Engineer: RLK Engineering
 - Construction Manager-at-Risk: JE Dunn Construction
- Fire Lane at Frisco Campus
 - Program Manager: AECOM Technical Service, Inc.
 - Civil Engineer: RLK Engineering
 - Construction Manager-at-Risk: Skanska USA Building, Inc.
- Additional Projects at Frisco Campus
 - Program Manager: AECOM Technical Service, Inc.
 - A/E: Page Southerland Page, Inc.
 - Construction Manager-at-Risk: Skanska USA Building, Inc.
- Additional Projects at McKinney Campus
 - Program Manager: AECOM Technical Service, Inc.
 - A/E: PBK
 - Construction Manager-at-Risk: Skanska USA Building, Inc.
- Trane Upgrades at 5 Existing Campuses
 - Program Manager: AECOM Technical Service, Inc
 - Design – Builder: Trane Companies, Inc.

4.2 Current Personnel Estimate



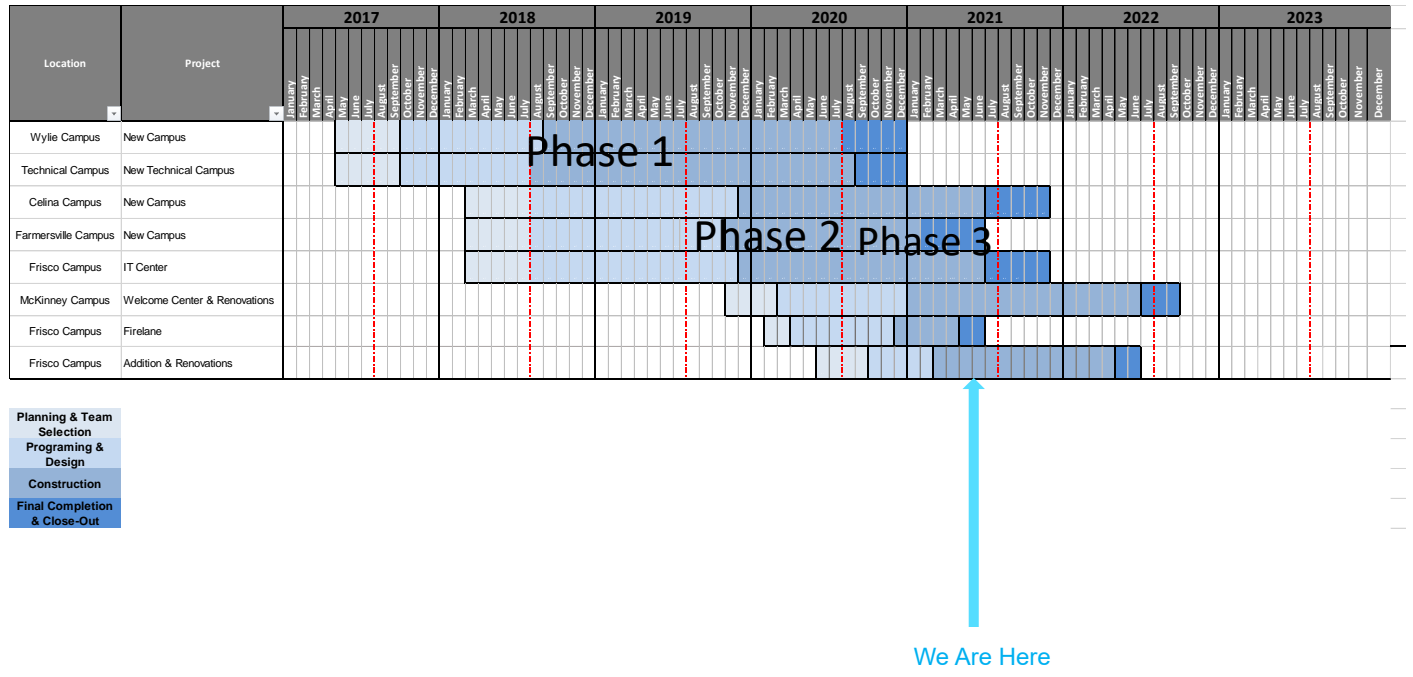
It is estimated that the Program Managers, Architects, Construction Managers, Sub-Consultants, and Sub-Contractors, under contract with Collin College for the 2017 Capital Improvement Program, have 233 employees contributing to the program's progress.

4.3 Community Outreach

- Collin College 2017 Capital Improvement Program Website
 - <https://CollinCollege2017CIP.com>
 - Includes the following features:
 - Program Overview
 - Project Scopes
 - Project Schedules
 - Project Budgets
 - Progress Photos/Renderings
 - Live On-Site Camera Feeds

5. Schedule

5.1 Program



5.2 Phase 1

Wylie Campus

Activity	Baseline Finish	Planned Finish		Actual Finish	
BOT Approval of Program Manager	May 16, 2017	May 16, 2017	↑	May 16, 2017	✓
BOT Approval of A/E Procurement Method	May 23, 2017	May 23, 2017	↑	May 23, 2017	✓
BOT Approval of Construction Delivery Method	May 23, 2017	May 23, 2017	↑	May 23, 2017	✓
BOT Approval of Recommended Firms	August 22, 2017	August 22, 2017	↑	August 22, 2017	✓
Architect Mobilized	September 12, 2017	September 29, 2017	↓	September 28, 2017	✓
GMP Construction Documents Submittal	June 26, 2018	June 26, 2018	↑	June 26, 2018	✓
BOT Approval of GMP	August 28, 2018	August 28, 2018	↑	August 28, 2018	✓
Contractor Mobilized	September 10, 2018	September 12, 2018	👉	September 12, 2018	✓
Foundations Complete	May 18, 2019	April 30, 2019	↑	April 23, 2019	✓
Structures Complete	June 28, 2019	June 28, 2019	↑	May 23, 2019	✓
Dry-In of Buildings Complete	October 26, 2019	October 26, 2019	↑	October 29, 2019	✓
Permanent Power Complete	September 17, 2019	September 17, 2019	↑	September 21, 2019	✓
Interior Finish-Out Complete	May 1, 2020	June 10, 2020	↓	July 1, 2020	✓
Substantial Completion	June 25, 2020	June 25, 2020	↑	June 30, 2020	✓
Final Completion	August 23, 2020	May 2021	↓	-	
Student Occupancy	August 2020	August 2020	↑	August 1, 2020	✓

Technical Campus

Activity	Baseline Finish	Planned Finish		Actual Finish	
BOT Approval of Program Manager	May 16, 2017	May 16, 2017	↑	May 16, 2017	✓
BOT Approval of A/E Procurement Method	May 23, 2017	May 23, 2017	↑	May 23, 2017	✓
BOT Approval of Construction Delivery Method	May 23, 2017	May 23, 2017	↑	May 23, 2017	✓
BOT Approval of Recommended Firms	August 22, 2017	August 22, 2017	↑	August 22, 2017	✓
Architect Mobilized	September 12, 2017	September 29, 2017	↓	September 28, 2017	✓
GMP Construction Documents Submittal	April 16, 2018	April 16, 2018	↑	April 19, 2018	✓
BOT Approval of GMP	June 26, 2018	June 26, 2018	↑	June 26, 2018	✓
Contractor Mobilized	July 6, 2018	July 20, 2018	👉	July 26, 2018	✓
Foundations Complete	September 23, 2019	September 23, 2019	↑	July 29, 2019	✓
Structures Complete	November 18, 2019	November 18, 2019	↑	November 13, 2019	✓
Roofing of Buildings Complete	December 20, 2019	December 20, 2019	↑	December 20, 2019	✓
Permanent Power Complete	December 15, 2019	January 10, 2020	↓	January 15, 2020	✓
Building A Punchlist Generated	June 5, 2020	June 12, 2020	👉	June 12, 2020	✓
Building B Punchlist Generated	June 12, 2020	June 19, 2020	👉	June 19, 2020	✓
Building C Punchlist Generated	June 30, 2020	July 6, 2020	👉	July 9, 2020	✓
Building D Punchlist Generated	July 6, 2020	July 20, 2020	👉	July 15, 2020	✓
Substantial Completion	July 6, 2020	August 10, 2020	↓	August 10, 2020	✓
Final Completion	September 4, 2020	April 2021	↓	-	
Student Occupancy	August 2020	August 2020	↑	August 8, 2020	✓

5.3 Phase 2

Celina Campus

Activity	Baseline Finish	Planned Finish		Actual Finish	
BOT Approval of Program Manager	September 25, 2018	February 14, 2018	↑	February 14, 2018	✓
BOT Approval of A/E Procurement Method	September 25, 2018	March 27, 2018	↑	March 27, 2018	✓
BOT Approval of Construction Delivery Method	September 25, 2018	March 27, 2018	↑	March 27, 2018	✓
BOT Approval of Recommended A/E Firm	June 26, 2018	June 26, 2018	↑	June 26, 2018	✓
BOT Approval of Recommended CM Firm	August 2018	August 2018	↑	August 28, 2018	✓
Architect Mobilized	July 24, 2018	July 24, 2018	↑	July 31, 2018	✓
Schematic Design Submittal	January 8, 2019	January 15, 2019	👉	January 16, 2019	✓
Design Development Submittal	April 30, 2019	April 30, 2019	↑	April 26, 2019	✓
Construction Document Submittal	September 20, 2019	September 20, 2019	↑	September 3, 2019	✓
Contractor Mobilized	December 2019	December 2019	↑	November 25, 2019	✓
Foundations Complete	April 9, 2020	April 14, 2020	👉	April 21, 2020	✓
Structures Complete	July 7, 2020	July 7, 2020	↑	June 9, 2020	✓
Roofing of Buildings Complete	December 2, 2020	December 2, 2020	↑	November 13, 2020	✓
Permanent Power Complete	October 7, 2020	October 7, 2020	↑	May 28, 2020	✓
Interior Finish-Out Complete	May 18, 2021	May 18, 2021	↑	-	
Substantial Completion	July 15, 2021	June 30, 2021	↑	-	
Final Completion	August 12, 2021	August 30, 2021	↓	-	
Student Occupancy	August 2021	August 2021	↑	-	

Farmersville Campus

Activity	Baseline Finish	Planned Finish		Actual Finish	
BOT Approval of Program Manager	September 25, 2018	February 14, 2018	↑	February 14, 2018	✓
BOT Approval of A/E Procurement Method	September 25, 2018	March 27, 2018	↑	March 27, 2018	✓
BOT Approval of Construction Delivery Method	September 25, 2018	March 27, 2018	↑	March 27, 2018	✓
BOT Approval of Recommended A/E Firm	June 26, 2018	June 26, 2018	↑	June 26, 2018	✓
BOT Approval of Recommended CM Firm	August 2018	August 2018	↑	August 28, 2018	✓
Architect Mobilized	July 24, 2018	July 24, 2018	↑	July 31, 2018	✓
Schematic Design Submittal	December 20, 2018	December 18, 2018	↑	December 18, 2018	✓
Design Development Submittal	April 2, 2019	April 19, 2019	↓	April 26, 2019	✓
Construction Document Submittal	July 25, 2019	August 9, 2019	↓	August 9, 2019	✓
Contractor Mobilized	November 2019	November 2019	↑	October 21, 2019	✓
Foundations Complete	March 5, 2020	March 13, 2020	👉	April 2, 2020	✓
Structures Complete	April 13, 2020	April 13, 2020	↑	April 30, 2020	✓
Roofing of Buildings Complete	June 29, 2020	June 29, 2020	↑	June 30, 2020	✓
Permanent Power Complete	June 30, 2020	July 7, 2020	👉	May 4, 2020	✓
Interior Finish-Out Complete	November 30, 2020	November 30, 2020	↑	December 11, 2020	✓
Substantial Completion	January 5, 2021	January 5, 2021	↑	December 21, 2020	✓
Final Completion	February 2, 2021	May 15, 2021	↓	-	
Student Occupancy	August 2021	March 2021	↑	March 12, 2021	✓

IT Center

Activity	Baseline Finish	Planned Finish		Actual Finish	
BOT Approval of Program Manager	September 25, 2018	February 14, 2018	↑	February 14, 2018	✓
BOT Approval of A/E Procurement Method	September 25, 2018	March 27, 2018	↑	March 27, 2018	✓
BOT Approval of Construction Delivery Method	September 25, 2018	March 27, 2018	↑	March 27, 2018	✓
BOT Approval of Recommended A/E Firm	June 26, 2018	June 26, 2018	↑	June 26, 2018	✓
BOT Approval of Recommended CM Firm	August 2018	August 2018	↑	August 28, 2018	✓
Architect Mobilized	July 24, 2018	July 24, 2018	↑	July 31, 2018	✓
Schematic Design Submittal	May 24, 2019	May 24, 2019	↑	May 24, 2019	✓
Design Development Submittal	August 23, 2019	August 23, 2019	↑	August 23, 2019	✓
Construction Document Submittal	December 9, 2019	December 9, 2019	↑	December 9, 2019	✓
Contractor Mobilized	December 2019	January 6, 2020	↓	January 20, 2020	✓
Construction Start for Loop Road/Parking	June 1, 2020	July 13, 2020	↓	July 27, 2020	✓
Foundations Complete	June 22, 2020	June 22, 2020	↑	May 2, 2020	✓
Structures Complete	August 14, 2020	August 14, 2020	↑	July 14, 2020	✓
Phase 1 Construction Complete for Loop Road/Parking	August 15, 2020	August 15, 2020	↑	August 22, 2020	✓
Phase 2 Construction Complete for Loop Road/Parking	October 31, 2020	March 15, 2021	↓	-	
Roofing of Buildings Complete	November 3, 2020	November 23, 2020	↓	October 23, 2020	✓
Permanent Power Complete	January 4, 2021	January 4, 2021	↑	January 29, 2021	✓
Interior Finish-Out Complete	May 13, 2021	May 13, 2021	↑	-	
Substantial Completion	June 30, 2021	July 7, 2021	👉	-	
Final Completion	August 26, 2021	August 26, 2021	↑	-	
Student Occupancy	August 2021	August 2021	↑	-	

* Phase 3 (Loop Road and Parking Lot) at Frisco Campus is included in this schedule

5.4 Phase 3

McKinney Campus (Welcome Center and Renovations)

Activity	Baseline Finish	Planned Finish		Actual Finish	
BOT Approval of Program Manager	August 27, 2019	August 27, 2019	↑	August 27, 2019	✓
BOT Approval of A/E Procurement Method	October 22, 2019	October 22, 2019	↑	October 22, 2019	✓
BOT Approval of Construction Delivery Method	February 2020	February 2020	↑	October 22, 2019	✓
BOT Approval of Recommended A/E Firm	March 24, 2020	March 24, 2020	↑	April 28, 2020	✓
BOT Approval of Recommended CM Firm	March 24, 2020	March 24, 2020	↑	April 28, 2020	✓
Architect NTP	April 14, 2020	April 14, 2020	↑	April 8, 2020	✓
Schematic Design Submittal	August 1, 2020	August 1, 2020	↑	August 1, 2020	✓
Site Construction Document Submittal	October 2, 2020	October 2, 2020	↑	October 2, 2020	✓
Welcome Center Construction Document Submittal	November 20, 2020	November 20, 2020	↑	October 30, 2020	✓
GMP #1 * Board Approval	December 8, 2020	December 8, 2020	↑	December 8, 2021	✓
GMP #2 ** Board Approval	January 26, 2021	February 23, 2021	↓	January 26, 2021	✓
GMP #1 * Construction Start	January 18, 2021	January 18, 2021	↑	January 28, 2021	✓
GMP #2 ** Construction Start	March 1, 2021	March 1, 2021	↑	March 15, 2021	✓
Substantial Completion	May 2022	May 2022	↑	-	
Student Occupancy	July 2022	July 2022	↑	-	

* GMP #1 Site, Civil, and Demolition for Renovation Work

** GMP #2 Construction of New Welcome Center and Renovation

Frisco Campus (Addition and Renovations)

Activity	Baseline Finish	Planned Finish		Actual Finish	
BOT Approval of Program Manager	August 27, 2019	August 27, 2019	↑	August 27, 2019	✓
BOT Approval of Recommended AE Firm	June 23, 2020	June 23, 2020	↑	June 23, 2020	✓
BOT Approval of Recommended CM Firm	August 25, 2020	August 25, 2020	↑	August 25, 2020	✓
GMP #1 * Board Approval	October 27, 2020	October 27, 2020	↑	October 27, 2020	✓
GMP #1 * Construction Start	December 15, 2020	December 15, 2020	↑	December 2, 2020	✓
GMP #2 ** Board Approval	March 2021	April 2021	↓	-	
GMP #2 ** Construction Start	April 2021	May 2021	↓	-	
Substantial Completion	March 25, 2022	April 2022	👉	-	

* GMP #1 Fire Lane

** GMP #2 Alumni Hall Remaining Work, Renovations and Foundation Work

6. Budget

6.1 Program Summary

Program Wide Budget Summary

Budget Group	Original Budget	Current Budget	Commitments	Expenditures	% of Budget Committed	% of Commitment Expended
Management, Design, & Pre-Construction	\$47,226,570	\$43,157,957	\$42,995,415	\$39,421,164	100%	92%
Investigation, Testing & Verification	\$8,185,410	\$7,004,680	\$5,565,510	\$4,185,366	79%	75%
Construction, Equipment & Furnishings	\$486,561,069	\$511,588,258	\$501,183,111	\$449,675,498	98%	90%
Misc.	\$394,411	\$391,933	\$135,203	\$135,203	34%	100%
Contingency	\$61,621,273	\$10,269,594	\$0	\$0	0%	0%
Total Program Budget	\$600,000,000	\$600,000,000	\$552,268,089	\$494,232,601		
% of Total Program Budget Committed	92.04%					
% of Total Commitments Expended	89.49%					
% of Total Program Budget Expended	82.37%					

6.2 Phase 1

Wylie Campus

Budget Group	Original Budget	Current Budget	Commitments	Expenditures	% of Budget Committed	% of Commitment Expended
Management, Design, & Pre-Construction	\$15,051,440	\$13,460,383	\$13,442,958	\$13,434,860	100%	100%
Investigation, Testing & Verification	\$2,679,247	\$2,084,678	\$1,777,394	\$1,580,489	85%	89%
Construction, Equipment & Furnishings	\$133,174,284	\$150,289,548	\$150,279,054	\$148,944,800	100%	99%
Misc.	\$126,082	\$176,483	\$61,361	\$61,361	35%	100%
Contingency	\$6,571,649	\$19,153	\$0	\$0	0%	0%
Total Project Budget	\$157,602,702	\$166,030,244	\$165,560,767	\$164,021,511		
% of Total Project Budget Committed	99.72%					
% of Total Commitments Expended	99.07%					
% of Total Project Budget Expended	98.79%					

Technical Campus

Budget Group	Original Budget	Current Budget	Commitments	Expenditures	% of Budget Committed	% of Commitment Expended
Management, Design, & Pre-Construction	\$14,713,206	\$13,833,223	\$13,796,055	\$13,693,418	100%	99%
Investigation, Testing & Verification	\$2,619,039	\$1,694,355	\$1,544,626	\$1,258,976	91%	82%
* Construction, Equipment & Furnishings	\$130,181,602	\$161,585,390	\$161,548,662	\$160,041,226	100%	99%
Misc.	\$123,249	\$38,857	\$38,163	\$38,163	98%	100%
Contingency	\$6,423,972	\$25,527	\$0	\$0	0%	0%
Total Project Budget	\$154,061,068	\$177,177,352	\$176,927,507	\$175,031,783		
Allen ISD Reimbursement	-	(\$12,000,000)	(\$12,000,000)	-		
Allen EDC Grant	-	(\$400,000)	(\$400,000)	-		
% of Total Project Budget Committed	99.86%					
% of Total Commitments Expended	98.93%					
% of Total Project Budget Expended	98.79%					

* Actual Budget from bond funds is \$149,185,390 (\$161,585,390 less \$12,000,000 Allen ISD Reimbursement and \$400,000 Allen EDC Grant)

6.3 Phase 2

Celina Campus

Budget Group	Original Budget	Current Budget	Commitments	Expenditures	% of Budget Committed	% of Commitment Expended
Management, Design, & Pre-Construction	\$5,078,807	\$4,003,964	\$3,972,355	\$3,355,954	99%	84%
Investigation, Testing & Verification	\$936,908	\$936,908	\$585,520	\$387,079	62%	66%
Construction, Equipment & Furnishings	\$46,569,862	\$49,118,500	\$45,483,953	\$37,415,360	93%	82%
Misc.	\$44,090	\$64,108	\$21,140	\$21,140	33%	100%
Contingency	\$2,482,596	\$988,782	\$0	\$0	0%	0%
Total Project Budget	\$55,112,263	\$55,112,263	\$50,062,968	\$41,179,533		
% of Total Project Budget Committed	90.84%					
% of Total Commitments Expended	82.26%					
% of Total Project Budget Expended	74.72%					

Farmersville Campus

Budget Group	Original Budget	Current Budget	Commitments	Expenditures	% of Budget Committed	% of Commitment Expended
Management, Design, & Pre-Construction	\$2,539,404	\$2,185,319	\$2,171,319	\$1,933,148	99%	89%
Investigation, Testing & Verification	\$468,453	\$540,867	\$444,545	\$326,615	82%	73%
Construction, Equipment & Furnishings	\$23,284,932	\$25,523,763	\$25,313,404	\$19,927,851	99%	79%
Misc.	\$22,045	\$26,912	\$6,107	\$6,107	23%	100%
Contingency	\$1,241,298	\$229,272	\$0	\$0	0%	0%
Total Project Budget	\$27,556,132	\$28,506,132	\$27,935,375	\$22,193,720		
% of Total Project Budget Committed	98.00%					
% of Total Commitments Expended	79.45%					
% of Total Project Budget Expended	77.86%					

IT Center

Budget Group	Original Budget	Current Budget	Commitments	Expenditures	% of Budget Committed	% of Commitment Expended
Management, Design, & Pre-Construction	\$5,472,853	\$4,884,249	\$4,849,447	\$3,874,719	99%	80%
Investigation, Testing & Verification	\$1,009,600	\$1,193,900	\$867,038	\$596,718	73%	69%
Construction, Equipment & Furnishings	\$50,183,042	\$46,223,400	\$42,661,812	\$30,051,932	92%	70%
Misc.	\$47,510	\$53,157	\$5,647	\$5,647	11%	100%
Contingency	\$2,675,210	\$4,814,688	\$0	\$0	0%	0%
Total Project Budget	\$59,388,215	\$57,169,393	\$48,383,944	\$34,529,015		
% of Total Project Budget Committed	84.63%					
% of Total Commitments Expended	71.36%					
% of Total Project Budget Expended	60.40%					

* Project Budget contains funds for Phase 3 (Loop Road and Parking Lot) at Frisco Campus

6.4 Phase 3**McKinney Campus (Welcome Center and Renovations)**

Budget Group	Original Budget	Current Budget	Commitments	Expenditures	% of Budget Committed	% of Commitment Expended
Management, Design, & Pre-Construction	\$4,370,860	\$4,420,820	\$4,393,281	\$2,777,566	99%	63%
Investigation, Testing & Verification	\$472,163	\$553,973	\$346,388	\$35,489	63%	10%
Construction, Equipment & Furnishings	\$30,179,816	\$38,342,104	\$35,390,673	\$620,956	92%	2%
Misc.	\$31,435	\$32,416	\$2,785	\$2,785	9%	100%
Contingency	\$2,833,454	\$3,180,282	\$0	\$0	0%	0%
Total Project Budget	\$37,887,728	\$46,529,595	\$40,133,126	\$3,436,796		
% of Total Project Budget Committed	86.25%					
% of Total Commitments Expended	8.56%					
% of Total Project Budget Expended	7.39%					

Frisco Campus (Addition and Renovations)

Budget Group	Original Budget	Current Budget	Commitments	Expenditures	% of Budget Committed	% of Commitment Expended
Management, Design, & Pre-Construction	\$2,883,468	\$2,913,468	\$1,826,404	\$926,103	63%	51%
Investigation, Testing & Verification	\$347,015	\$347,015	\$36,970	\$16,926	11%	46%
Construction, Equipment & Furnishings	\$16,724,000	\$16,724,000	\$1,474,324	\$388,305	9%	26%
Misc.	\$70,820	\$77,569	\$8,553	\$8,553	11%	100%
Contingency	\$1,094,995	\$2,878,986	\$0	\$0	0%	0%
Total Project Budget	\$21,120,298	\$22,941,038	\$3,346,251	\$1,339,887		
% of Total Project Budget Committed	14.59%					
% of Total Commitments Expended	40.04%					
% of Total Project Budget Expended	5.84%					

Plano Campus (Additional Projects)

Budget Group	Original Budget	Current Budget	Commitments	Expenditures	% of Budget Committed	% of Commitment Expended
Total Project Budget	\$0	\$2,177,541	\$13,625	\$0		
% of Total Project Budget Committed	0.63%					
% of Total Commitments Expended	0.00%					
% of Total Project Budget Expended	0.00%					

6.5 Phase A

Public Safety Training Center

Budget Group	Current Budget	Commitments	Expenditures	% of Budget Committed	% of Commitment Expended
Construction Costs	\$31,068,022	\$31,068,022	\$31,068,022	100%	100%
Total Project Budget	\$31,068,022	\$31,068,022	\$31,068,022		

Trane Energy PACT

Budget Group	Original Budget	Current Budget	Commitments	Expenditures	% of Budget Committed	% of Commitment Expended
Frisco Campus	\$9,725,336	\$9,725,336	\$9,725,336	\$9,493,156	100%	98%
Plano Campus	\$6,797,834	\$6,797,834	\$6,797,834	\$6,797,834	100%	100%
McKinney Campus	\$4,044,983	\$4,044,983	\$4,044,983	\$4,044,983	100%	100%
Courtyard Center	\$548,720	\$548,720	\$548,720	\$548,720	100%	100%
Collin Higher Education Center	\$720,659	\$720,659	\$720,659	\$720,659	100%	100%
Total Program Budget	\$21,837,531	\$21,837,531	\$21,837,531	\$21,605,351		
% of Total Project Budget Committed	100.00%					
% of Total Commitments Expended	98.94%					
% of Total Project Budget Expended	98.94%					

6.6 Additional Program Budgets

Program Level

Budget Group	Original Budget	Current Budget	Commitments	Expenditures	% of Budget Committed	% of Commitment Expended
Building Fund Reimbursement	\$51,150,000	\$0	\$0	\$0	0%	0%
Program Wide Traffic Study	\$0	\$370,000	\$370,000	\$351,500	100%	95%
Program Contingency	\$39,393,094	\$1,011,890	\$0	\$0	0%	0%
Trane PACT Program Management		\$99,500	\$99,500	\$99,500	100%	100%
Bond Fees		\$9,500	\$9,500	\$9,500	100%	100%
District Wide Air Cleaning		\$2,259,999	\$2,259,999	\$688,869	100%	30%
District Wide Commissioning		\$100,000	\$19,850	\$17,500	20%	88%
Total Project Budget	\$90,543,094	\$3,850,889	\$2,758,849	\$1,166,869		

7. Completed Items

7.1 General Program

- AECOM issued the Monthly Program Report for February '21 to Collin College on March 8th
- AECOM conducted coordination meetings with the Executive Committee on March 1st, 22nd, and 29th

7.2 Procurement

- Skanska USA Building, Inc. was issued a PO on 03/26 for GMP #2 – Welcome Center and Renovations to the Main Building at the McKinney Campus

7.3 Design

- AECOM, Page Southerland Page, Inc., and Skanska USA Building, Inc. conducted Weekly Design Review meetings on March 3rd, 10th, and 17th for the Frisco Campus

7.4 Pre-Construction

- No Pre-Construction Items have been completed at this time

7.5 Construction

- Collin College, AECOM, Beck Architecture, LLC, and JT Vaughn Construction conducted Weekly OAC meetings on March 3rd, 10th, 17th, 24th, and 31st for the Celina Campus
- Collin College, AECOM, Beck Architecture, LLC, and JE Dunn Construction conducted an OAC meeting on March 2nd, 9th, 16th, 23rd, and 30th for the IT Center at the Frisco Campus
- AECOM, RLK Engineering, Page Southerland Page, Inc. and Skanska USA Building, Inc. conducted an OAC meeting on March 3rd, 10th, 17th, 24th, and 31st for the Fire lane at the Frisco Campus
- Collin College, AECOM, Page Southerland Page, Inc. and Skanska USA Building, Inc. conducted an OAC meeting on March 2nd, 9th, 16th, 23rd, and 30th for the McKinney Campus Addition and Renovations
- City of Farmersville and DBI Consultants conducted a Parkway Construction Status meeting on March 4th with AECOM and JT Vaughn Construction for the Farmersville Campus

- JT Vaughn Construction held a Level 0 Punch walk for Collin College, AECOM, and Beck Architecture, LLC on March 12th for the Celina Campus
- JT Vaughn Construction held a Level 3 Punch walk for Collin College, AECOM, and Beck Architecture, LLC on March 24th for the Celina Campus
- City of Farmersville issues a Certificate of Occupancy on March 10th for the Farmersville Campus.

See Appendix A for Construction Progress Photos

7.6 Acceptance and Close-Out

- No Acceptance and Close-Out Phase Items have been completed at this time

8. Pending Items

8.1 General Program

- No General Program items are pending at this time

8.2 Procurement

- No Procurement items are pending at this time

8.3 Design

- No Design items are pending at this time

8.4 Pre-Construction

- Coordination with the City of Frisco on the permitting/zoning requirements for the work on the Frisco Campus
- Coordination with the City of McKinney on the permitting/zoning requirements for the Welcome Center at the McKinney Campus

8.5 Construction

- Punch list at the Farmersville Campus

See Appendix A for Construction Progress Photos

8.6 Acceptance and Close-Out

- Wylie and Technical Campuses achieved Substantial Completion and were accepted by the College in preparation for the Fall 2020 semester. Final close-out activities are nearing completion on both projects.

Appendix A – Construction Progress Photos

Celina Campus



March '21 Aerial



Roundabout at Choate Parkway/Kinship Parkway




Collin College Signage Installed on North Building



Glass Handrail Installed at Staircase



Bathroom on Level 0, Outside of Library



Science Lab Prep Room



LVN/CAN Lab


IT Center at Frisco Campus



March '21 Aerial



Eastside View of Building



Building Atrium



Dean's Suite on 3rd Floor, North Side of Building



Classroom on 2nd Floor, NE End



Quad Area, South of Building



North View of Parking Lot

Firelane at Frisco Campus



Installation of Guardrails



Fire Lane Poured, North to South View

Welcome Center and Parking Lot at McKinney Campus



Early March '21 Aerial



Late March '21 Aerial