



Locations

Collin Higher
Education Center
McKinney, Texas

Courtyard Center
Plano, Texas

Frisco Campus

McKinney Campus

Plano Campus

Public Safety
Training Center
McKinney, Texas

Rockwall Center

Technical Campus
Allen, Texas

Wylie Campus

eCollin
www.collin.edu

Board of Trustees
J. Robert Collins, Ph.D.,
Chair
Andrew Hardin,
Vice Chair
Jim Orr,
Secretary
Raj Menon, Ph.D.,
Treasurer
Stacy Anne Arias
Stacey Donald, Ph.D.
Greg Gomel
Fred Moses
Jay Saad

District President
H. Neil Matkin, Ed.D.
3452 Spur 399
P.O. Box 8021
McKinney, Texas 75070
P | 972.758.3800
F | 972.758.3807
nmatkin@collin.edu
www.collin.edu

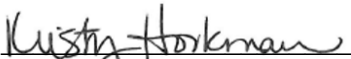
NOTICE is hereby given that the Collin County Community College District Board of Trustees will hold a meeting of the Finance and Audit Committee (Moses, Arias, and Menon) at 5:00 p.m. on Tuesday, July 28, 2020, in the President's Conference Room 407 at the Collin Higher Education Center, 3452 Spur 399, McKinney, Texas 75069.

PUBLIC COMMENT

REVIEW AND DISCUSSION ITEMS

1. Review and Discuss FY21 Budget Adoption
2. Review and Discuss FY21 Proposed Property Tax Rate
3. Consideration of Approval of a Resolution Calling for the Redemption and Defeasance of the District's Remaining Limited Tax Refunding Bonds, Series 2010

J. Robert Collins, Ph.D.
Chairman, Board of Trustees


For the Board of Trustees

Collin County Community College District Board of Trustees

1. Finance and Audit Committee

July 28, 2020

Resource: Melissa Irby
Chief Financial Officer

DISCUSSION ITEM: Review and Discuss FY21 Budget Adoption

DISCUSSION: The proposed budget for fiscal year 2020-2021 will be presented for the Finance and Audit Committee's review and discussion.

Wylie Campus



Proposed Annual Budget

Fiscal Year Ending August 31, 2021

**Collin County Community College District
Proposed Annual Budget
For the Fiscal Year Ending August 31, 2021**

Table of Contents

Introduction

	<u>Page</u>
Letter of Introduction	pending
Board of Trustees	1
Elected Officials and Principal Administrative Officers	2
Overview of District	pending
Budget Development and Analysis	pending

Budget Summary

Summary of Revenues and Expenses	3
Unrestricted Funds	4
Stabilization and Startup Fund	5
Auxiliary Fund	6
Building Fund.....	7
Restricted Funds	8
Debt Service Fund - General Obligation Bonds	9
2018 Limited Tax Bond Series Fund.....	10
2020 Limited Tax Bond Series Fund.....	11

Revenue

Unrestricted Funds Revenue by Major Revenue Source FY 2021-21	12
Unrestricted Funds Revenue by Major Revenue Source FY 2019-20.....	13
Local Taxes, State Appropriations and Tuition/Fees Revenue.....	14
Revenue Summary.....	15

Expenses

Unrestricted Funds Expense by Function	18
Expense Summary.....	19
Expense Detail.....	21

Expenses by Leadership Team

Leadership Unit Expense Summary	28
Leadership Unit Expense Detail - District President	29
Leadership Unit Expense Detail - Executive Vice President.....	30
Leadership Unit Expense Detail - Chief Student Success Officer.....	31
Leadership Unit Expense Detail - VP Student & Enrollment Services	32
Leadership Unit Expense Detail - VP Institutional Research	34
Leadership Unit Expense Detail - Academic Affairs	35
Leadership Unit Expense Detail - Senior VP Campus Operations	36
Leadership Unit Expense Detail - VP/Provost, McKinney Campus	37
Leadership Unit Expense Detail - VP/Provost, Plano Campus	39
Leadership Unit Expense Detail - VP/Provost, Frisco Campus	41
Leadership Unit Expense Detail - VP/Provost, Technical Campus & Courtyard Center	43
Leadership Unit Expense Detail - VP/Provost, Wylie Campus.....	44

Leadership Unit Expense Detail - VP Advancement.....	45
Leadership Unit Expense Detail - VP External Relations	46
Leadership Unit Expense Detail - Chief Financial Officer.....	47
Leadership Unit Expense Detail - Chief of Staff.....	49
Leadership Unit Expense Detail - Chief Human Resources Officer	50
Leadership Unit Expense Detail - Chief Innovation Officer	51
Leadership Unit Expense Detail - General Counsel	52
Leadership Unit Expense Detail - VP Facilities/Construction	53

Taxes & Debt

Tax Rates and Assessed Values 1990-2020	54
Debt Service Schedule of Requirements - General Obligation Bonds	56

Supplemental Information

Summary of Recurring and Non-Recurring Supplemental Expenses.....	57
Composite Financial Index, Core Financial and Other Financial Ratios.....	60
Enrollment Summary - Actual Contact Hours.....	62
Enrollment Summary - Actual Credit Hours	63
Enrollment Summary - Credit Headcount Statistics.....	64
Tuition and Fees - Last Ten Academic Years.....	65

Proposed



Introduction

BOARD OF TRUSTEES



Dr. J. Robert Collins
Chairman



Jim Orr
Secretary



Stacy Anne Arias



Greg Gomel

The Board of Trustees is a nine member governing board that serves without compensation and is elected at large for six-year terms of office by the voters of Collin County. The Board manages and governs the Collin County Community College District, provides policy direction, establishes goals, and appoints the faculty and staff. The Board is also responsible for the levy, assessment, and collection of taxes, the issuance of bonds, the adoption of an annual budget, the execution of contracts, and the performance of an annual audit. The Board of Trustees sets campus admission standards consistent with the role and mission of the District. Regular board meetings are held the fourth Tuesday of each month and are open to the public. The Collin County Community College District Trustees are committed to the mission and vision of the college. The Board of Trustees provides leadership and direction, as well as represents the college in a wide range of community activities and committees.



Fred Moses



Andrew Hardin
Vice Chairman



Dr. Raj Menon
Treasurer



Dr. Stacey Donald



Jay Saad




Elected Officials

<u>Board of Trustees</u>	<u>City</u>	<u>Term Expires</u>
J. Robert (Bob) Collins, Ph.D. Chairman, Place 8	Farmersville, Texas	May, 2021
Andrew (Andy) Hardin Vice Chairman, Place 9	Frisco, Texas	May, 2021
Jim Orr Secretary, Place 7	Lucas, Texas	May, 2021
Raj Menon, Ph.D. Treasurer, Place 5	Plano, Texas	May, 2025
Stacy Anne Arias Place 6	Melissa, Texas	May, 2025
Stacey Donald, Ph.D. Place 3	Plano, Texas	May, 2023
Greg Gomel Place 4	Plano, Texas	May, 2025
Fred Moses Place 1	Plano, Texas	May, 2023
Jay Saad Place 2	Plano, Texas	May, 2025

Proposed

Principal Administrative Officers

<u>Name</u>	<u>Position</u>
Neil Matkin, Ed.D.	District President
Sherry Schumann, Ph.D.	Executive Vice President
Kim Davison	Chief of Staff
Michael Dickson	Chief Innovation Officer
Chris Eyle	Vice President Facilities and Construction
Melissa Irby, CPA	Chief Financial Officer
Toni Jenkins, Ed.D.	Senior Vice President Campus Operations
Steve Matthews	Vice President External Relations
Floyd Nickerson	Chief Human Resources Officer
Monica Velazquez, J.D.	General Counsel



Budget Summary

**Collin County Community College District
Summary of Revenues and Expenses
Fiscal Year Ending August 31, 2021**

	<u>2020-21 Budget</u>	<u>2019-20 Budget</u>	<u>Increase/ (Decrease)</u>	<u>Percent Change</u>
Revenues				
Unrestricted Funds				
State Appropriations - General Revenue	\$ 39,834,020	\$ 39,834,020	\$ -	0.00%
Tuition and Fees	53,658,563	48,788,991	4,869,572	9.98%
Scholarship Allowances	(8,000,000)	(7,700,000)	(300,000)	3.90%
Taxes for Current Operations	130,982,990	118,601,066	12,381,924	10.44%
Investment Income - Unrestricted Fund	2,350,000	4,070,000	(1,720,000)	-42.26%
Investment Income - Stabilization and Startup Fund	655,000	1,200,000	(545,000)	-45.42%
Investment Income - Building Fund	1,200,000	2,300,000	(1,100,000)	-47.83%
Miscellaneous	2,239,075	2,214,142	24,933	1.13%
Auxiliary Fund	4,867,483	3,234,138	1,633,345	50.50%
Total Unrestricted Funds	<u>227,787,131</u>	<u>212,542,357</u>	<u>15,244,774</u>	<u>7.17%</u>
Restricted Funds				
Grants and Contracts	36,614,953	33,074,738	3,540,215	10.70%
State Allocation - On-behalf Benefits	8,984,595	8,581,602	402,993	4.70%
Debt Service - General Obligation Bonds	4,788,309	4,896,142	(107,833)	-2.20%
2020 Limited Tax Bond Series	-	206,100,000	(206,100,000)	-100.00%
Total Restricted Funds	<u>50,387,857</u>	<u>252,652,482</u>	<u>(202,264,625)</u>	<u>-80.06%</u>
Transfers				
Transfer in - Unrestricted to Stabilization and Startup Fund	25,000,000	30,300,000	(5,300,000)	-17.49%
Transfer in - Unrestricted (SAFAC) to Auxiliary Fund	250,000	220,000	30,000	13.64%
Transfer in - Unrestricted to Grant Fund - Matching	118,706	110,244	8,462	7.68%
Transfer in - Unrestricted to Debt Service Fund	26,157,990	15,776,066	10,381,924	65.81%
Transfer in - Stabilization and Startup to Debt Service Fund	9,960,545	1,600,523	8,360,022	522.33%
Transfer in - 2020 Limited Tax Bond to Building Fund	-	115,629,081	(115,629,081)	-100.00%
Total Transfers	<u>61,487,241</u>	<u>163,635,914</u>	<u>(102,148,673)</u>	<u>-62.42%</u>
Total Revenues	<u>\$ 339,662,229</u>	<u>\$ 628,830,753</u>	<u>\$ (289,168,524)</u>	<u>-45.99%</u>
Expenses				
Unrestricted Funds				
Instruction	\$ 94,196,866	\$ 81,796,898	\$ 12,399,968	15.16%
Public Service	58,859	56,360	2,499	4.43%
Academic Support	23,863,281	19,851,801	4,011,480	20.21%
Student Services	21,703,801	16,483,456	5,220,345	31.67%
Institutional Support	54,572,636	55,538,262	(965,626)	-1.74%
Operation and Maintenance of Plant	26,255,444	18,704,533	7,550,911	40.37%
Scholarship Allowances	(8,000,000)	(7,700,000)	(300,000)	3.90%
Auxiliary Fund	5,736,424	4,197,317	1,539,107	36.67%
Reserve for Supplemental Requests - Unrestricted Fund	4,731,058	7,099,972	(2,368,914)	-33.37%
Reserve for Supplemental Requests - Auxiliary Fund	-	93,164	(93,164)	-100.00%
Building Fund	-	118,129,081	(118,129,081)	-100.00%
Total Unrestricted Funds	<u>223,118,369</u>	<u>314,250,844</u>	<u>(91,132,475)</u>	<u>-29.00%</u>
Restricted Funds				
Grants and Contracts	36,614,953	33,074,738	3,540,215	10.70%
State Allocation - On-behalf Benefits	8,984,595	8,581,602	402,993	4.70%
Debt Service - General Obligation Bonds	35,165,533	23,522,732	11,642,801	49.50%
2018 Limited Tax Bond Series	-	34,429,100	(34,429,100)	-100.00%
2020 Limited Tax Bond Series	133,128,987	87,413,967	45,715,020	52.30%
Total Restricted Funds	<u>213,894,068</u>	<u>187,022,139</u>	<u>26,871,929</u>	<u>14.37%</u>
Transfers				
Transfer out - Unrestricted to Stabilization and Startup Fund	25,000,000	30,300,000	(5,300,000)	-17.49%
Transfer out - Unrestricted (SAFAC) to Auxiliary Fund	250,000	220,000	30,000	13.64%
Transfer out - Unrestricted to Grant Fund - Matching	118,706	110,244	8,462	7.68%
Transfer out - Unrestricted to Debt Service Fund	26,157,990	15,776,066	10,381,924	65.81%
Transfer out - Stabilization and Startup to Debt Service Fund	9,960,545	1,600,523	8,360,022	522.33%
Transfer out - 2020 Limited Tax Bond to Building Fund	-	115,629,081	(115,629,081)	-100.00%
Total Transfers	<u>61,487,241</u>	<u>163,635,914</u>	<u>(102,148,673)</u>	<u>-62.42%</u>
Subtotal Expenses	<u>498,499,678</u>	<u>664,908,897</u>	<u>(166,409,219)</u>	<u>-25.03%</u>
Other Adjustments				
Depreciation	16,630,452	12,354,681	4,275,771	34.61%
Bond Principal - General Obligation Bonds	(12,880,000)	(10,520,000)	(2,360,000)	22.43%
Capitalized Expenses - Operating	(5,011,337)	(2,476,647)	(2,534,690)	102.34%
Capitalized Expenses - Supplemental Requests	(1,621,093)	(1,146,900)	(474,193)	41.35%
Capitalized Expenses - Building Fund Expenses	-	(97,047,363)	97,047,363	-100.00%
Capitalized Expenses - 2018 Limited Tax Bond Series	-	(34,429,100)	34,429,100	-100.00%
Capitalized Expenses - 2020 Limited Tax Bond Series	(133,128,987)	(82,374,623)	(50,754,364)	61.61%
Total Other Adjustments	<u>(136,010,965)</u>	<u>(215,639,952)</u>	<u>79,628,987</u>	<u>-36.93%</u>
Grand Total Expenses	<u>\$ 362,488,713</u>	<u>\$ 449,268,945</u>	<u>\$ (86,780,232)</u>	<u>-19.32%</u>

**Collin County Community College District
Unrestricted Funds
Fiscal Year Ending August 31, 2021**

	<u>2020-21 Budget</u>	<u>2019-20 Budget</u>	<u>Increase/ (Decrease)</u>	<u>Percent Change</u>
Revenues and Other Fund Additions				
Current Unrestricted Fund				
State Appropriations - General Revenue	\$ 39,834,020	\$ 39,834,020	\$ -	0.00%
Tuition and Fees	52,217,129	47,469,543	4,747,586	10.00%
Scholarship Allowances	(8,000,000)	(7,700,000)	(300,000)	3.90%
Taxes for Current Operations	130,982,990	118,601,066	12,381,924	10.44%
Investment Income	2,350,000	4,070,000	(1,720,000)	-42.26%
Miscellaneous	2,239,075	2,214,142	24,933	1.13%
Total Current Unrestricted Fund	<u>219,623,214</u>	<u>204,488,771</u>	<u>15,134,443</u>	<u>7.40%</u>
Student Activities Fee Fund				
Tuition and Fees	1,441,434	1,319,448	121,986	9.25%
Total Student Activities Fee Fund	<u>1,441,434</u>	<u>1,319,448</u>	<u>121,986</u>	<u>9.25%</u>
Stabilization and Startup Fund				
Investment Income	655,000	1,200,000	(545,000)	-45.42%
Transfer in - Unrestricted to Stabilization and Startup Fund	25,000,000	30,300,000	(5,300,000)	-17.49%
Total Stabilization and Startup Fund	<u>25,655,000</u>	<u>31,500,000</u>	<u>(5,845,000)</u>	<u>-18.56%</u>
Total Revenues and Other Fund Additions	<u><u>\$ 246,719,648</u></u>	<u><u>\$ 237,308,219</u></u>	<u><u>\$ 9,411,429</u></u>	<u><u>3.97%</u></u>
Expenses and Transfers				
Current Unrestricted Fund				
Instruction	\$ 93,019,423	\$ 80,679,710	\$ 12,339,713	15.29%
Public Service	58,859	56,360	2,499	4.43%
Academic Support	22,278,341	15,087,004	7,191,337	47.67%
Student Services	19,393,797	14,476,768	4,917,029	33.96%
Institutional Support	52,932,146	49,602,974	3,329,172	6.71%
Operation and Maintenance of Plant	24,761,437	17,647,057	7,114,380	40.31%
Scholarship Allowances	(8,000,000)	(7,700,000)	(300,000)	3.90%
Reserve for Supplemental Requests - Unrestricted Fund	4,731,058	7,099,972	(2,368,914)	-33.37%
Transfer out - Unrestricted to Stabilization and Startup Fund	25,000,000	30,300,000	(5,300,000)	-17.49%
Transfer out - Unrestricted to Grant Fund - Matching	118,706	110,244	8,462	7.68%
Transfer out - Unrestricted to Debt Service Fund	26,157,990	15,776,066	10,381,924	65.81%
Total Current Unrestricted Fund	<u>260,451,757</u>	<u>223,136,155</u>	<u>37,315,602</u>	<u>16.72%</u>
Innovation Fund				
Institutional Support - Reserve for Innovation Fund	1,000,000	4,548,940	(3,548,940)	-78.02%
Total Innovation Fund	<u>1,000,000</u>	<u>4,548,940</u>	<u>(3,548,940)</u>	<u>-78.02%</u>
Student Activities Fee Fund				
Student Services	1,297,383	1,010,170	287,213	28.43%
Transfer out - Unrestricted (SAFAC) to Auxiliary Fund	250,000	220,000	30,000	13.64%
Total Student Activities Fee Fund	<u>1,547,383</u>	<u>1,230,170</u>	<u>317,213</u>	<u>25.79%</u>
Stabilization and Startup Fund				
Instruction	1,177,443	1,117,188	60,255	5.39%
Academic Support	1,584,940	4,764,797	(3,179,857)	-66.74%
Student Services	1,012,621	996,518	16,103	1.62%
Institutional Support	640,490	1,386,348	(745,858)	-53.80%
Operation and Maintenance of Plant	1,494,007	1,057,476	436,531	41.28%
Transfer out - Stabilization and Startup to Debt Service Fund	9,960,545	1,600,523	8,360,022	522.33%
Total Stabilization and Startup Fund	<u>15,870,046</u>	<u>10,922,850</u>	<u>4,947,196</u>	<u>45.29%</u>
Total Expenses and Transfers	<u><u>\$ 278,869,186</u></u>	<u><u>\$ 239,838,115</u></u>	<u><u>\$ 39,031,071</u></u>	<u><u>16.27%</u></u>
Change in Net Position	(32,149,538)	(2,529,896)	(29,619,642)	1170.78%
Estimate of Changes in Net Position				
Net Position - beginning of year	\$ 152,664,462	\$ 155,194,358		
Revenues	221,719,648	207,008,219		
Expenses	217,381,945	191,831,282		
Transfers - Additions (deductions)	(36,487,241)	(17,706,833)		
Net increase (decrease for the fiscal year)	<u>(32,149,538)</u>	<u>(2,529,896)</u>		
Net Position - end of year	<u><u>\$ 120,514,924</u></u>	<u><u>\$ 152,664,462</u></u>		

**Collin County Community College District
Stabilization and Startup Fund
Fiscal Year Ending August 31, 2021**

	<u>2020-21 Budget</u>	<u>2019-20 Budget</u>	<u>Increase/ (Decrease)</u>	<u>Percent Change</u>
Revenues and Other Fund Additions				
Investment Income	\$ 655,000	\$ 1,200,000	\$ (545,000)	-45.42%
Transfer In - Unrestricted to Stabilization and Startup Fund	25,000,000	30,300,000	(5,300,000)	-17.49%
Total Revenues and Other Fund Additions	<u>\$ 25,655,000</u>	<u>\$ 31,500,000</u>	<u>\$ (5,845,000)</u>	-18.56%
Expenses and Transfers				
Instruction	\$ 1,177,443	\$ 1,117,188	\$ 60,255	5.39%
Academic Support	1,584,940	4,764,797	(3,179,857)	-66.74%
Student Services	1,012,621	996,518	16,103	1.62%
Institutional Support	640,490	1,386,348	(745,858)	-53.80%
Operation and Maintenance of Plant	1,494,007	1,057,476	436,531	41.28%
Transfer out - Stabilization and Startup to Debt Service Fund	9,960,545	1,600,523	8,360,022	522.33%
Total Expenses and Transfers	<u>\$ 15,870,046</u>	<u>\$ 10,922,850</u>	<u>\$ 4,947,196</u>	45.29%
Change in Net Position	9,784,954	20,577,150	(10,792,196)	-52.45%
Estimate of Changes in Net Position				
Net Position - beginning of year	\$ 65,276,643	\$ 44,699,493		
Revenues	655,000	1,200,000		
Expenses	5,909,501	9,322,327		
Transfers - Additions (deductions)	15,039,455	28,699,477		
Net increase (decrease for the fiscal year)	<u>9,784,954</u>	<u>20,577,150</u>		
Net Position - end of year	<u>\$ 75,061,597</u>	<u>\$ 65,276,643</u>		

Proposed

**Collin County Community College District
Auxiliary Fund
Fiscal Year Ending August 31, 2021**

	<u>2020-21 Budget</u>	<u>2019-20 Budget</u>	<u>Increase / (Decrease)</u>	<u>Percent Change</u>
Revenues				
Student Housing	\$ 1,604,938	\$ 825,683	\$ 779,255	94.38%
Bookstores	850,000	925,000	(75,000)	-8.11%
Food Services/Vending	1,725,590	737,000	988,590	134.14%
Catering Services	250,000	310,000	(60,000)	-19.35%
Facilities Rental	188,000	186,000	2,000	1.08%
Print Shop	123,000	124,500	(1,500)	-1.20%
Cell Tower	111,955	111,955	-	0.00%
Miscellaneous	10,000	10,000	-	0.00%
Athletics	4,000	4,000	-	0.00%
Total Revenues	<u>4,867,483</u>	<u>3,234,138</u>	<u>1,633,345</u>	<u>50.50%</u>
Transfers				
Transfer in - Unrestricted (SAFAC) to Auxiliary Fund	250,000	220,000	30,000	13.64%
Total Transfers	<u>250,000</u>	<u>220,000</u>	<u>30,000</u>	<u>13.64%</u>
Total Revenues	<u>\$ 5,117,483</u>	<u>\$ 3,454,138</u>	<u>\$ 1,663,345</u>	<u>48.16%</u>
Expenses				
Auxiliary Services Administration	\$ 486,232	\$ 482,193	\$ 4,039	0.84%
Food Services/Vending	2,030,650	1,124,173	906,477	80.64%
Catering Services	213,515	161,100	52,415	32.54%
Facilities Rental	228,381	156,551	71,830	45.88%
Print Shop	123,040	129,499	(6,459)	-4.99%
Student Housing	1,628,432	1,166,648	461,784	39.58%
Athletics	854,674	800,553	54,121	6.76%
Scholarships	132,500	149,600	(17,100)	-11.43%
Refund Petition	39,000	27,000	12,000	44.44%
Reserve for Supplemental Requests - Auxiliary Fund	-	93,164	(93,164)	-100.00%
Total Expenses	<u>\$ 5,736,424</u>	<u>\$ 4,290,481</u>	<u>\$ 1,445,943</u>	<u>33.70%</u>
Change in Net Position	(618,941)	(836,343)	217,402	-35.12%
Estimate of Changes in Net Position				
Net Position	\$ 3,122,178	\$ 3,958,521		
Revenues	4,867,483	3,234,138		
Expenses	5,736,424	4,290,481		
Transfers - Additions (deductions)	250,000	220,000		
Net increase (decrease) for the fiscal year	<u>(618,941)</u>	<u>(836,343)</u>		
Net Position - end of year	<u>\$ 2,503,237</u>	<u>\$ 3,122,178</u>		

Collin County Community College District
Building Fund
Fiscal Year Ending August 31, 2021

	<u>2020-21 Budget</u>	<u>2019-20 Budget</u>	<u>Increase/ (Decrease)</u>	<u>Percent Change</u>
Revenues and Other Fund Additions				
Investment Income	\$ 1,200,000	\$ 2,300,000	\$ (1,100,000)	-47.83%
Transfer in - 2020 Limited Tax Bond to Building Fund	-	115,629,081	(115,629,081)	-100.00%
Total Revenues and Other Fund Additions	<u>\$ 1,200,000</u>	<u>\$ 117,929,081</u>	<u>\$ (116,729,081)</u>	-98.98%
Expenses				
Technical Campus				
Management, Design & Pre-Construction	\$ -	\$ 1,082,709	\$ (1,082,709)	-100.00%
Investigation, Testing & Verification	-	531,384	(531,384)	-100.00%
Construction, Equipment & Furnishings	-	35,749,765	(35,749,765)	-100.00%
Miscellaneous	-	19,703	(19,703)	-100.00%
Contingency - Construction	-	530,236	(530,236)	-100.00%
Total Technical Campus	-	37,913,797	(37,913,797)	-100.00%
Wylie Campus				
Management, Design & Pre-Construction	-	992,460	(992,460)	-100.00%
Investigation, Testing & Verification	-	232,483	(232,483)	-100.00%
Construction, Equipment & Furnishings	-	33,020,851	(33,020,851)	-100.00%
Miscellaneous	-	37,871	(37,871)	-100.00%
Contingency - Construction	-	162,603	(162,603)	-100.00%
Total Wylie Campus	-	34,446,268	(34,446,268)	-100.00%
Celina Campus				
Management, Design & Pre-Construction	-	221,354	(221,354)	-100.00%
Investigation, Testing & Verification	-	125,914	(125,914)	-100.00%
Construction, Equipment & Furnishings	-	6,889,033	(6,889,033)	-100.00%
Miscellaneous	-	6,328	(6,328)	-100.00%
Contingency - Construction	-	861,570	(861,570)	-100.00%
Total Celina Campus	-	8,104,199	(8,104,199)	-100.00%
Farmersville Campus				
Management, Design & Pre-Construction	-	183,599	(183,599)	-100.00%
Investigation, Testing & Verification	-	71,573	(71,573)	-100.00%
Construction, Equipment & Furnishings	-	7,835,758	(7,835,758)	-100.00%
Contingency - Construction	-	407,132	(407,132)	-100.00%
Total Farmersville Campus	-	8,498,062	(8,498,062)	-100.00%
IT Center				
Management, Design & Pre-Construction	-	215,741	(215,741)	-100.00%
Investigation, Testing & Verification	-	115,621	(115,621)	-100.00%
Construction, Equipment & Furnishings	-	7,423,527	(7,423,527)	-100.00%
Miscellaneous	-	17,816	(17,816)	-100.00%
Contingency - Construction	-	946,327	(946,327)	-100.00%
Total IT Center	-	8,719,032	(8,719,032)	-100.00%
Total Phase III and IV	-	17,947,723	(17,947,723)	-100.00%
Renewal and Replacement				
Student Housing	-	2,500,000	(2,500,000)	-100.00%
Total Renewal and Replacement	-	2,500,000	(2,500,000)	-100.00%
Total Expenses	<u>\$ -</u>	<u>\$ 118,129,081</u>	<u>\$ (118,129,081)</u>	-100.00%
Change in Net Position	1,200,000	(200,000)	1,400,000	-700.00%

**Collin County Community College District
Restricted Funds
Fiscal Year Ending August 31, 2021**

	2020-21 Budget	2019-20 Budget	Increase/ (Decrease)	Percent Change
Student Financial Aid (Title IV)				
Federal Pell Grant	\$ 24,500,000	\$ 23,300,000	\$ 1,200,000	5.15%
Federal SEOG	430,548	412,977	17,571	4.25%
Federal SEOG Match (Transfer from TPEG)	162,000	170,480	(8,480)	-4.97%
FSEOG (Transfer From FWS)	103,995	98,464	5,531	5.62%
Total Student Financial Aid (Title IV)	25,196,543	23,981,921	1,214,622	5.06%
Transfer in - Unrestricted to Grant Fund - Matching	118,706	110,244	8,462	7.68%
Federal Grants				
Carl Perkins Annual Allocation	705,000	693,177	11,823	1.71%
Carl Perkins State Leadership	-	61,818	(61,818)	-100.00%
Department of Commerce - Regional Innovation Strategies	173,051	197,116	(24,065)	-12.21%
Department of Labor - FLEXTech - CSCC	510,120	-	510,120	100.00%
National Science Foundation Natl Conv Tech Center	1,430,600	1,554,273	(123,673)	-7.96%
National Science Foundation IT Skills Standards	1,505,303	1,422,066	83,237	5.85%
National Science Foundation Innovate X	-	7,576	(7,576)	-100.00%
National Science Foundation SMARTT - Columbus State	86,441	79,511	6,930	8.72%
SBDC Federal 18/19	-	31,486	(31,486)	-100.00%
SBDC Federal 19/20	27,744	215,214	(187,470)	-87.11%
SBDC Federal 20/21	215,214	-	215,214	100.00%
SBDC Cares Act	66,000	-	66,000	100.00%
JLD (10% FWS Auth)	44,520	42,000	2,520	6.00%
Bulletproof Vest Partnership	-	5,701	(5,701)	-100.00%
Fed Emergency Grant Assistance	100,000	-	100,000	100.00%
IHI Emergency Relief Fund - Institution	1,000,000	-	1,000,000	100.00%
TWC - Waterworks Initiative	135,489	-	135,489	100.00%
Total Federal Grants	5,999,482	4,309,938	1,689,544	39.20%
State Grants				
Texas Public Education Grant	1,978,000	1,970,000	8,000	0.41%
Texas Public Education Grant - Investment Interest	22,000	30,000	(8,000)	-26.67%
Nursing Shortage Reduction 17/18	-	12,500	(12,500)	-100.00%
Nursing Shortage Reduction 18/19	118,951	118,951	-	0.00%
Nursing Shortage Reduction 20/21	120,115	-	120,115	100.00%
Nursing Shortage Reduction over 70 17/18	42,741	232,657	(189,916)	-81.63%
Nursing Shortage Reduction over 70 18/19	322,393	322,393	-	0.00%
Nursing Shortage Reduction over 70 19/20	290,000	320,000	(30,000)	-9.38%
Nursing Shortage Reduction over 70 20/21	26,900	-	26,900	100.00%
SBDC State 18/19	-	28,779	(28,779)	-100.00%
SBDC State 19/20	32,824	100,700	(67,876)	-67.40%
SBDC State 20/21	100,700	-	100,700	100.00%
Skills Development - Small Business Program	15,674	17,956	(2,282)	-12.71%
TEOG RY (Texas Educational Opportunity Grants)	500,000	420,000	80,000	19.05%
TEOG IY (Texas Educational Opportunity Grants)	600,000	660,000	(60,000)	-9.09%
College Access Loans	15,000	8,000	7,000	87.50%
College Readiness and Success Models 18/19	-	5,100	(5,100)	-100.00%
College Readiness and Success Models Completion Funding	95,700	67,852	27,848	41.04%
Tower Quest Medical	109,090	219,223	(110,133)	-50.24%
CBM Platform Forte NPIC	196,525	-	196,525	100.00%
Amphenol BBM et al.	662,779	-	662,779	100.00%
Total State Grants	5,249,392	4,534,111	715,281	15.78%
State Allocation - On-behalf Benefits	8,984,595	8,581,602	402,993	4.70%
Private Grants				
Community Reinvestment Grant - SBDC	-	1,393	(1,393)	-100.00%
Miscellaneous SBDC Community Reinvestment Grants	344	3,864	(3,520)	-91.10%
SBDC Program Income	100,000	90,000	10,000	11.11%
State Farm - Veteran's Resource Center	15,007	10,612	4,395	41.42%
State Farm - Cybersecurity K-12 Summer Camp	15,000	-	15,000	100.00%
State Farm - Smart Money & Career Center	1,257	14,792	(13,535)	-91.50%
State Farm - Student Advisor	2,217	-	2,217	100.00%
State Farm - Career Center 19/20	9,350	20,000	(10,650)	-53.25%
State Farm - Career Center 20/21	21,037	-	21,037	100.00%
CE Community Reinvestment	5,324	8,359	(3,035)	-36.31%
High-Tech High Heels	-	23,245	(23,245)	-100.00%
Capital One Building Bridges	-	76,503	(76,503)	-100.00%
Total Private Grants	169,536	248,768	(79,232)	-31.85%
Total Revenues and Expenses	\$ 45,718,254	\$ 41,766,584	\$ 3,951,670	9.46%

**Collin County Community College District
Debt Service Fund
General Obligation Bonds
Fiscal Year Ending August 31, 2021**

	2020-21 Budget	2019-20 Budget	Increase/ (Decrease)	Percent Change
Revenues and Other Fund Additions				
Debt Service Taxes	\$ 3,478,309	\$ 3,146,142	\$ 332,167	10.56%
Debt Service Taxes - Prior Year	35,000	35,000	-	0.00%
Penalty and Interest - Current Year	7,000	7,000	-	0.00%
Penalty and Interest - Prior Year	8,000	8,000	-	0.00%
Investment Income	1,260,000	1,700,000	(440,000)	-25.88%
Transfer In - Unrestricted to Debt Service Fund	26,157,990	15,776,066	10,381,924	65.81%
Transfer In - Stabilization and Startup to Debt Service Fund	9,960,545	1,600,523	8,360,022	522.33%
Total Revenues and Other Fund Additions	\$ 40,906,844	\$ 22,272,731	\$ 18,634,113	83.66%
Expenses				
Bond Principal - Series 2010	\$ 2,760,000	\$ 2,635,000	\$ 125,000	4.74%
Bond Interest - Series 2010	323,100	441,675	(118,575)	-26.85%
Bond Principal - Series 2018	8,205,000	7,885,000	320,000	4.06%
Bond Interest - Series 2018	9,245,656	9,561,057	(315,401)	-3.30%
Bond Principal - Series 2020	1,915,000	-	1,915,000	100.00%
Bond Interest - Series 2020	12,716,777	3,000,000	9,716,777	323.89%
Total Expenses	\$ 35,165,533	\$ 23,522,732	\$ 11,642,801	49.50%
Change in Net Position	5,741,311	(1,250,001)	6,991,312	-559.30%
Estimate of Changes in Net Position				
Net Position - beginning of year	\$ 6,551,048	\$ 7,801,049		
Revenues	4,788,309	4,896,142		
Expenses	35,165,533	23,522,732		
Transfers - Additions (deductions)	36,118,535	17,376,589		
Net increase (decrease) for the fiscal year	5,741,311	(1,250,001)		
Net Position - end of year	\$ 12,292,359	\$ 6,551,048		

**Collin County Community College District
2018 Limited Tax Bond Series Fund
Fiscal Year Ending August 31, 2021**

	<u>2020-21 Budget</u>	<u>2019-20 Budget</u>	<u>Increase/ (Decrease)</u>	<u>Percent Change</u>
Revenues				
Bond Proceeds	\$ -	\$ -	\$ -	0.00%
Total Revenues	<u>\$ -</u>	<u>\$ -</u>	<u>\$ -</u>	0.00%
Expenses and Transfers				
Technical Campus				
Management, Design & Pre-Construction	\$ -	\$ 433,050	\$ (433,050)	-100.00%
Investigation, Testing & Verification	-	210,634	(210,634)	-100.00%
Construction, Equipment & Furnishings	-	19,154,146	(19,154,146)	-100.00%
Contingency - Construction	-	212,094	(212,094)	-100.00%
Total Technical Campus	<u>-</u>	<u>20,009,924</u>	<u>(20,009,924)</u>	<u>-100.00%</u>
Wylie Campus				
Management, Design & Pre-Construction	-	396,570	(396,570)	-100.00%
Investigation, Testing & Verification	-	94,679	(94,679)	-100.00%
Construction, Equipment & Furnishings	-	11,978,453	(11,978,453)	-100.00%
Contingency - Construction	-	65,041	(65,041)	-100.00%
Total Wylie Campus	<u>-</u>	<u>12,534,743</u>	<u>(12,534,743)</u>	<u>-100.00%</u>
Celina Campus				
Management, Design & Pre-Construction	-	264,584	(264,584)	-100.00%
Contingency - Construction	-	344,628	(344,628)	-100.00%
Total Celina Campus	<u>-</u>	<u>609,212</u>	<u>(609,212)</u>	<u>-100.00%</u>
Farmersville Campus				
Management, Design & Pre-Construction	-	94,700	(94,700)	-100.00%
Investigation, Testing & Verification	-	8,532	(8,532)	-100.00%
Contingency - Construction	-	162,853	(162,853)	-100.00%
Total Farmersville Campus	<u>-</u>	<u>266,085</u>	<u>(266,085)</u>	<u>-100.00%</u>
IT Center				
Management, Design & Pre-Construction	-	630,605	(630,605)	-100.00%
Contingency - Construction	-	378,531	(378,531)	-100.00%
Total IT Center	<u>-</u>	<u>1,009,136</u>	<u>(1,009,136)</u>	<u>-100.00%</u>
Total Expenses and Transfers	<u>\$ -</u>	<u>\$ 34,429,100</u>	<u>\$ (34,429,100)</u>	-100.00%
Change in Net Position	-	(34,429,100)	34,429,100	-100.00%

**Collin County Community College District
2020 Limited Tax Bond Series Fund
Fiscal Year Ending August 31, 2021**

	<u>2020-21 Budget</u>	<u>2019-20 Budget</u>	<u>Increase/ (Decrease)</u>	<u>Percent Change</u>
Revenues				
Bond Proceeds	\$ -	\$ 200,000,000	\$ (200,000,000)	-100.00%
Donation - City of Allen	-	6,000,000	(6,000,000)	-100.00%
Donation - Allen Economic Development Corporation	-	100,000	(100,000)	-100.00%
Total Revenues	<u>\$ -</u>	<u>\$ 206,100,000</u>	<u>\$ (206,100,000)</u>	-100.00%
Expenses and Transfers				
Bond Issuance				
Paying Agent Fees	\$ -	\$ 502,850	\$ (502,850)	-100.00%
Underwriter's Discount	-	1,400,000	(1,400,000)	-100.00%
Transfer out - 2020 Limited Tax Bond to Building Fund	-	115,629,081	(115,629,081)	-100.00%
Total Bond Issuance	<u>-</u>	<u>117,531,931</u>	<u>(117,531,931)</u>	-100.00%
Technical Campus				
Management, Design & Pre-Construction	462,958	1,054,601	(591,643)	-56.10%
Investigation, Testing & Verification	-	408,291	(408,291)	-100.00%
Construction, Equipment & Furnishings	747,120	18,375,307	(17,628,187)	-95.93%
Miscellaneous	-	76,494	(76,494)	-100.00%
Contingency - Construction	-	424,189	(424,189)	-100.00%
Total Technical Campus	<u>1,210,078</u>	<u>20,338,882</u>	<u>(19,128,804)</u>	-94.05%
Wylie Campus				
Management, Design & Pre-Construction	569,271	967,306	(398,035)	-41.15%
Investigation, Testing & Verification	22,694	805,101	(782,407)	-97.18%
Construction, Equipment & Furnishings	296,209	24,492,963	(24,196,754)	-98.79%
Miscellaneous	18,801	60,000	(41,199)	-68.67%
Contingency - Construction	-	162,602	(162,602)	-100.00%
Total Wylie Campus	<u>906,975</u>	<u>26,487,972</u>	<u>(25,580,997)</u>	-96.58%
Celina Campus				
Management, Design & Pre-Construction	879,375	278,892	600,483	215.31%
Investigation, Testing & Verification	604,308	176,196	428,112	242.97%
Construction, Equipment & Furnishings	28,242,324	11,481,721	16,760,603	145.98%
Miscellaneous	59,973	-	59,973	100.00%
Contingency - Construction	1,711,212	861,570	849,642	98.62%
Total Celina Campus	<u>31,497,192</u>	<u>12,798,379</u>	<u>18,698,813</u>	146.10%
Farmersville Campus				
Management, Design & Pre-Construction	357,963	183,241	174,722	95.35%
Investigation, Testing & Verification	185,330	145,435	39,895	27.43%
Construction, Equipment & Furnishings	10,742,249	7,985,758	2,756,491	34.52%
Miscellaneous	25,864	-	25,864	100.00%
Contingency - Construction	260,346	407,133	(146,787)	-36.05%
Total Farmersville Campus	<u>11,571,752</u>	<u>8,721,567</u>	<u>2,850,185</u>	32.68%
IT Center				
Management, Design & Pre-Construction	1,251,766	262,256	989,510	377.31%
Investigation, Testing & Verification	725,919	244,826	481,093	196.50%
Construction, Equipment & Furnishings	35,535,988	12,372,545	23,163,443	187.22%
Miscellaneous	62,843	-	62,843	100.00%
Contingency - Construction	5,927,481	946,327	4,981,154	526.37%
Total IT Center	<u>43,503,997</u>	<u>13,825,954</u>	<u>29,678,043</u>	214.65%
Total Phase III and IV	44,438,993	3,338,363	41,100,630	1231.16%
Total Expenses and Transfers	<u>\$ 133,128,987</u>	<u>\$ 203,043,048</u>	<u>\$ (69,914,061)</u>	-34.43%
Change in Net Position	(133,128,987)	3,056,952	(136,185,939)	-4454.96%

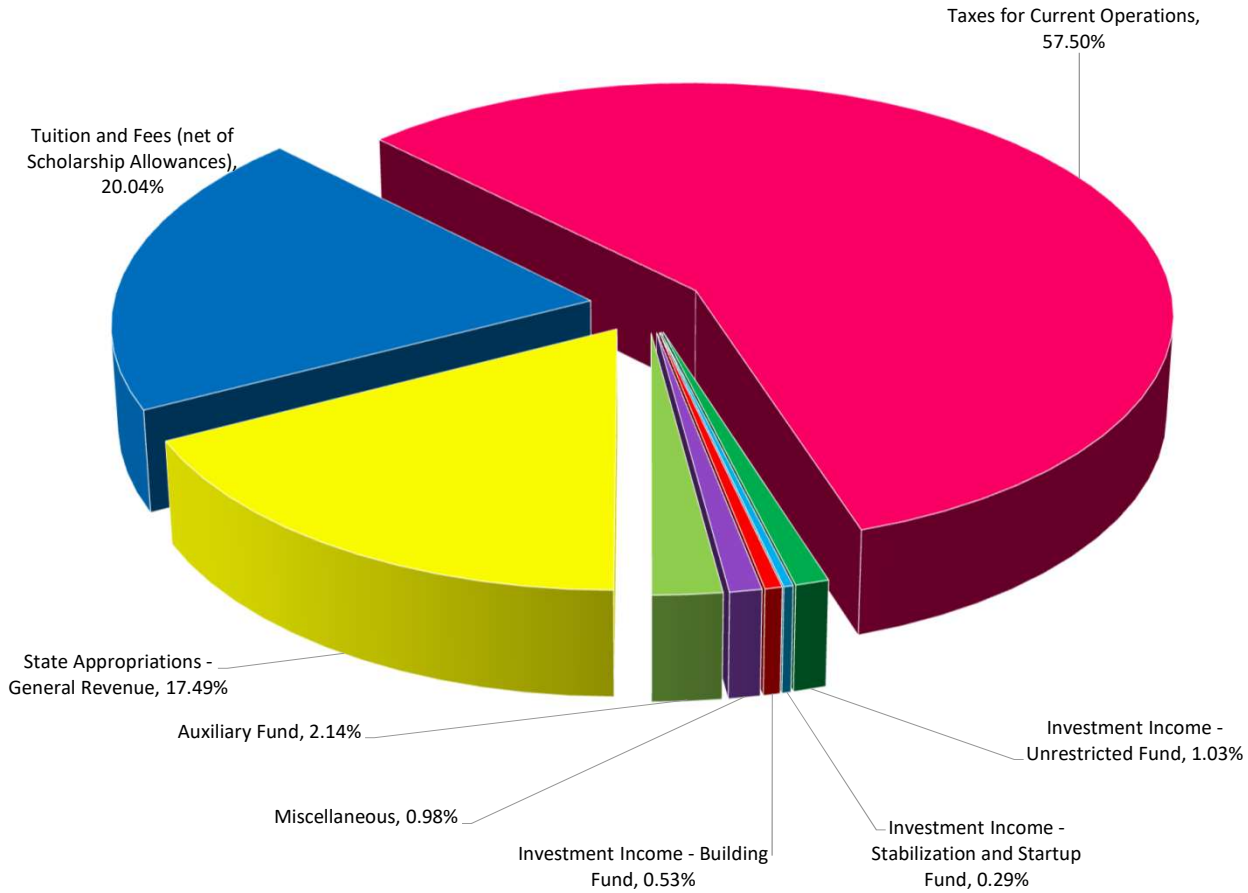


Revenue



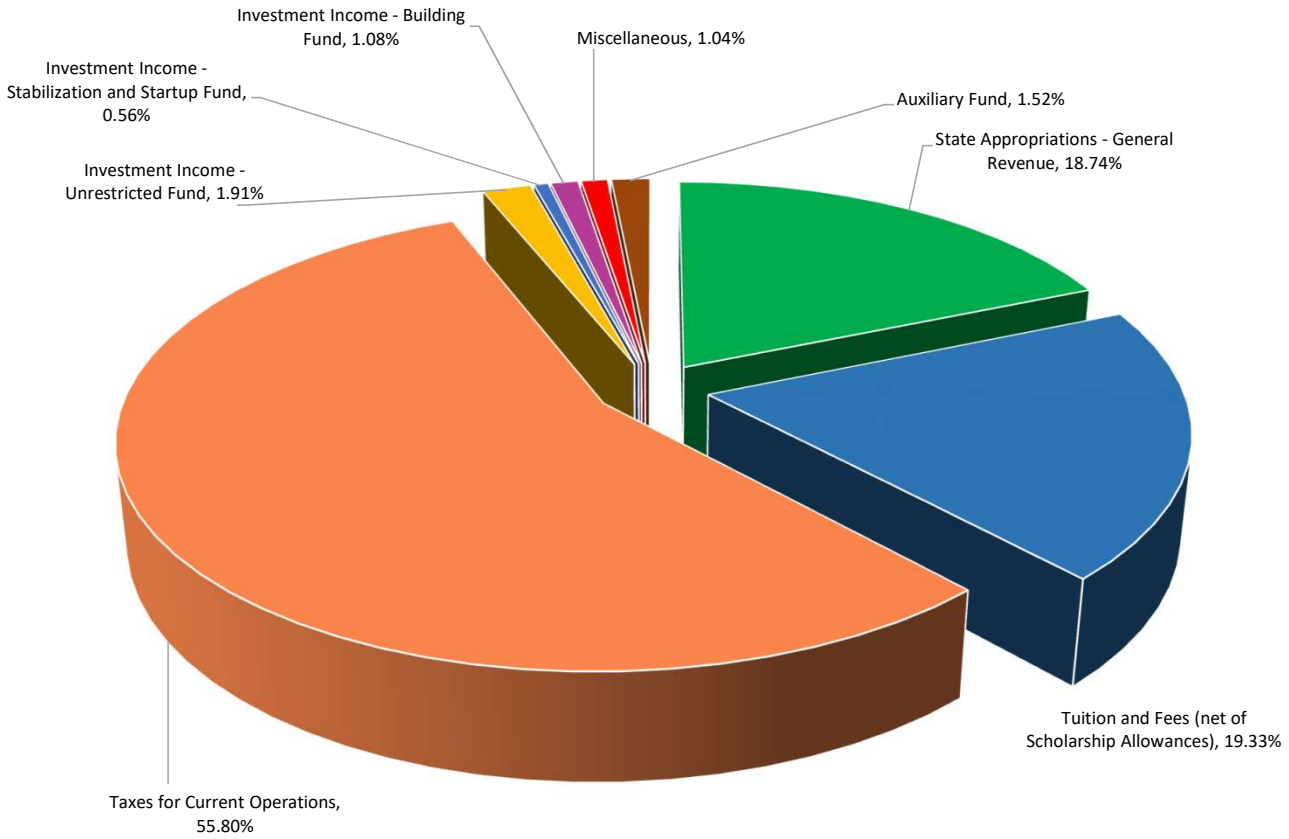
Revenue

**Collin County Community College District
Unrestricted Funds Revenue
By Major Revenue Source
Fiscal Year Ending August 31, 2021**



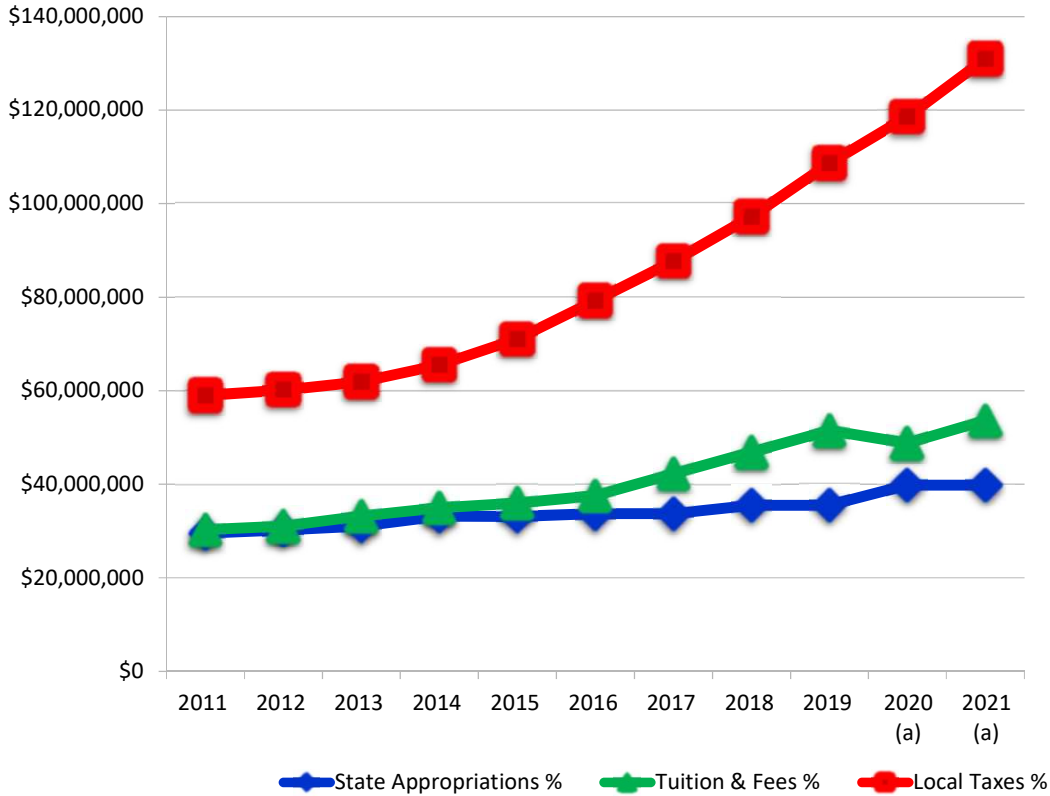
	Fiscal Year 20-21	Percent of Budget
State Appropriations - General Revenue	\$ 39,834,020	17.49%
Tuition and Fees (net of Scholarship Allowances)	45,658,563	20.04%
Taxes for Current Operations	130,982,990	57.50%
Investment Income - Unrestricted Fund	2,350,000	1.03%
Investment Income - Stabilization and Startup Fund	655,000	0.29%
Investment Income - Building Fund	1,200,000	0.53%
Miscellaneous	2,239,075	0.98%
Auxiliary Fund	4,867,483	2.14%
Total Unrestricted Funds Revenue	\$ 227,787,131	100.00%

**Collin County Community College District
Unrestricted Funds Revenue
By Major Revenue Source
Fiscal Year Ending August 31, 2020**



	Fiscal Year 19-20	Percent of Budget
State Appropriations - General Revenue	\$ 39,834,020	18.74%
Tuition and Fees (net of Scholarship Allowances)	41,088,991	19.33%
Taxes for Current Operations	118,601,066	55.80%
Investment Income - Unrestricted Fund	4,070,000	1.91%
Investment Income - Stabilization and Startup Fund	1,200,000	0.56%
Investment Income - Building Fund	2,300,000	1.08%
Miscellaneous	2,214,142	1.04%
Auxiliary Fund	3,234,138	1.52%
Total Unrestricted Funds Revenue	\$ 212,542,357	100.00%

Collin County Community College District
Local Taxes, State Appropriations and Tuition/Fees Revenue
Analysis 2011-2021



Fiscal Year	Local Taxes	Percent	State Appropriations	Percent	Tuition/Fees	Percent
2011	\$ 59,014,173	49.7%	\$ 29,536,937	24.9%	\$ 30,297,756	25.5%
2012	60,160,875	49.5%	30,210,041	24.9%	31,057,391	25.6%
2013	61,935,484	49.1%	31,087,895	24.6%	33,221,237	26.3%
2014	65,550,022	49.1%	33,136,075	24.8%	34,929,574	26.1%
2015	71,060,496	50.7%	33,136,075	23.6%	36,033,867	25.7%
2016	79,282,637	52.7%	33,685,576	22.4%	37,556,748	25.0%
2017	87,683,889	53.6%	33,739,730	20.6%	42,217,413	25.8%
2018	97,235,624	54.1%	35,512,154	19.8%	46,884,407	26.1%
2019	108,659,471	55.5%	35,511,392	18.1%	51,510,605	26.3%
2020 (a)	118,601,066	57.2%	39,834,020	19.2%	48,788,991	23.5%
2021 (a)	130,982,990	58.4%	39,834,020	17.7%	53,658,563	23.9%

(a) Budgeted

**Collin County Community College District
Revenue Summary
Fiscal Year Ending August 31, 2021**

Unrestricted Funds

State Appropriations - General Revenue	\$ 39,834,020		\$ 39,834,020	
			39,834,020	\$ 39,834,020
Credit Tuition and Fees				
Tuition-Fall	23,393,787			
Tuition-Spring	21,449,525			
Tuition-Summer	7,358,285			
SAFAC	1,441,434			
Other Student Fees	1,389,481			
Gross Tuition			55,032,512	
Less TPEG Transfers	(2,088,063)			
Less Waivers	(4,138,753)			
Less Scholarship Allowances	(8,000,000)			
Net Credit Tuition			(14,226,816)	
Continuing Education Tuition and Fees				
Tuition	5,186,032			
Less TPEG Transfers	(303,165)			
Less Waivers	(30,000)			
Total Continuing Education Tuition			4,852,867	
Subtotal Tuition and Fees (net of Scholarship Allowances)			45,658,563	45,658,563
Taxes for Current Operations				
Current Year Levy	129,657,990			
Delinquent Taxes	800,000			
Penalties & Interest	525,000			
Total Taxes for Current Operations			130,982,990	130,982,990
Investment Income				
Unrestricted Fund	2,350,000			
Stabilization and Startup Fund	655,000			
Building Fund	1,200,000			
Total Investment Income			4,205,000	4,205,000
Miscellaneous				
Administrative Cost Allowance	90,308			
Indirect Cost Recovery	566,887			
Work Study Federal Contribution	220,080			
Work Study State Contribution	86,000			
Other Miscellaneous	1,275,800			
Total Miscellaneous			2,239,075	2,239,075
Auxiliary Fund				
Student Housing	1,604,938			
Bookstores	850,000			
Food Services/Vending	1,725,590			
Catering Services	250,000			
Facilities Rental	188,000			
Print Shop	123,000			
Cell Tower	111,955			
Miscellaneous	10,000			
Athletics	4,000			
Total Auxiliary Fund			4,867,483	4,867,483

**Collin County Community College District
Revenue Summary
Fiscal Year Ending August 31, 2021**

Restricted Funds

Student Financial Aid (Title IV)

Federal Pell Grant	24,500,000	
Federal SEOG	430,548	
Federal SEOG Match (Transfer from TPEG)	162,000	
FSEOG (Transfer From FWS)	103,995	
Total Student Financial Aid (Title IV)		25,196,543

Federal Grants

Carl Perkins Annual Allocation	705,000	
Department of Commerce - Regional Innovation Strategies	173,051	
Department of Labor - FLEXTech - CSCC	510,120	
National Science Foundation Natl Conv Tech Center	1,430,600	
National Science Foundation IT Skills Standards	1,505,303	
National Science Foundation SMARTT - Columbus State	86,441	
SBDC Federal 19/20	27,744	
SBDC Federal 20/21	215,214	
SBDC Cares Act	66,000	
JLD (10% FWS Auth)	44,520	
Fed Emergency Grant Assistance	100,000	
IHI Emergency Relief Fund - Institution	1,000,000	
TWC - Waterworks Initiative	135,489	
Total Federal Grants		5,999,482

State Grants

Texas Public Education Grant	1,978,000	
Texas Public Education Grant - Investment Interest	22,000	
Nursing Shortage Reduction 18/19	118,951	
Nursing Shortage Reduction 20/21	120,115	
Nursing Shortage Reduction over 70 17/18	42,741	
Nursing Shortage Reduction over 70 18/19	322,393	
Nursing Shortage Reduction over 70 19/20	290,000	
Nursing Shortage Reduction over 70 20/21	26,900	
SBDC State 19/20	32,824	
SBDC State 20/21	100,700	
Skills Development - Small Business Program	15,674	
TEOG RY (Texas Educational Opportunity Grants)	500,000	
TEOG IY (Texas Educational Opportunity Grants)	600,000	
College Access Loans	15,000	
College Readiness and Success Models Completion Funding	95,700	
Tower Quest Medical	109,090	
CBM Platform Forte NPIC	196,525	
Amphenol BBM et al.	662,779	
Total State Grants		5,249,392

Private Grants

Miscellaneous SBDC Community Reinvestment Grants	344	
SBDC Program Income	100,000	
State Farm - Veteran's Resource Center	15,007	
State Farm - Cybersecurity K-12 Summer Camp	15,000	
State Farm - Smart Money & Career Center	1,257	
State Farm - Student Advisor	2,217	
State Farm - Career Center 19/20	9,350	
State Farm - Career Center 20/21	21,037	
CE Community Reinvestment	5,324	
Total Private Grants		169,536

Total Grants

36,614,953

**Collin County Community College District
Revenue Summary
Fiscal Year Ending August 31, 2021**

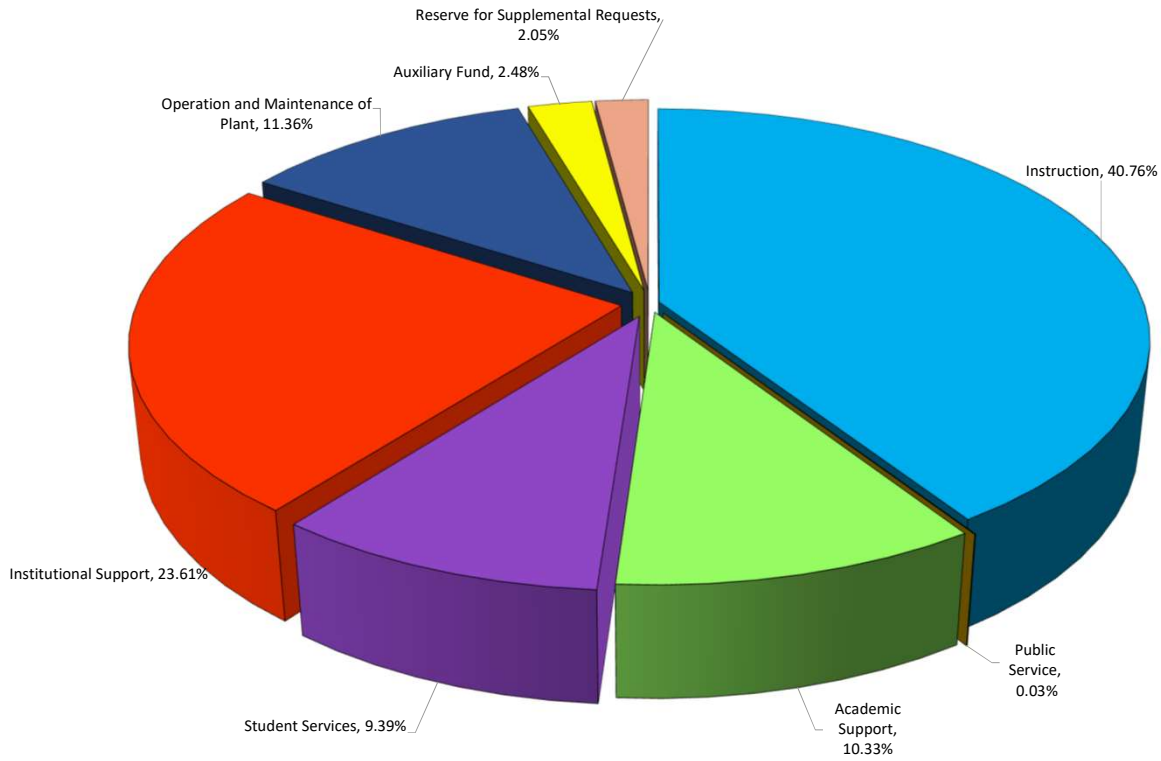
State Allocation - On-behalf Benefits	8,984,595		
		8,984,595	
			8,984,595
Debt Service - General Obligation Bonds			
Debt Service Taxes	3,478,309		
Debt Service Taxes - Prior Year	35,000		
Penalty and Interest - Current Year	7,000		
Penalty and Interest - Prior Year	8,000		
Investment Income	1,260,000		
		4,788,309	
Total Debt Service - General Obligation Bonds			4,788,309
Transfers			
Transfer in - Unrestricted to Stabilization and Startup Fund	25,000,000		
Transfer in - Unrestricted (SAFAC) to Auxiliary Fund	250,000		
Transfer in - Unrestricted to Grant Fund - Matching	118,706		
Transfer in - Unrestricted to Debt Service Fund	26,157,990		
Transfer in - Stabilization and Startup to Debt Service Fund	9,960,545		
Total Transfers		61,487,241	
			61,487,241
Grand Total Revenue			\$ 339,662,229

Proposed



Expenses

**Collin County Community College District
Unrestricted Funds Expense
By Function
Fiscal Year Ending August 31, 2021**



	Fiscal Year 20-21	Percent of Budget
Instruction	\$ 94,196,866	40.76%
Public Service	58,859	0.03%
Academic Support	23,863,281	10.33%
Student Services	21,703,801	9.39%
Institutional Support	54,572,636	23.61%
Operation and Maintenance of Plant	26,255,444	11.36%
Auxiliary Fund	5,736,424	2.48%
Reserve for Supplemental Requests	4,731,058	2.05%
Total per Chart	<u>231,118,369</u>	100.00%
Scholarship Allowances	(8,000,000)	
Total Unrestricted Funds Expense	<u>\$ 223,118,369</u>	

**Collin County Community College District
Expense Summary
Fiscal Year Ending August 31, 2021**

Unrestricted Funds

Instruction

Credit	\$ 90,533,317		
Continuing Education	<u>3,663,549</u>		
Total Instruction		<u>\$ 94,196,866</u>	\$ 94,196,866

Public Service

Salaries	42,819		
Departmental Operating	<u>16,040</u>		
Total Public Service		<u>58,859</u>	58,859

Academic Support

Credit			
Instructional Leadership	13,491,728		
Libraries	5,447,248		
Academic Support	3,139,893		
Honors Institute	<u>183,232</u>		
Total Academic Support - Credit		22,262,101	
Continuing Education			
Instructional Leadership	980,680		
Academic Support	<u>620,500</u>		
Total Academic Support - Continuing Education		<u>1,601,180</u>	
Total Academic Support			23,863,281

Student Services

Admissions and Advising	15,969,452		
Student Financial Aid	3,176,103		
Student Activities	<u>2,558,246</u>		
Total Student Services		<u>21,703,801</u>	21,703,801

Institutional Support

Information Technology/Telecommunications	13,118,000		
Business and Fiscal Management	11,243,012		
Executive Offices	6,724,033		
Campus Security	6,240,587		
Public Relations/Development	3,852,917		
General College	3,178,088		
Human Resources	2,923,536		
Other General Institutional	1,813,558		
TIF Payments	1,496,287		
Grants Management	1,418,339		
Institutional Research	1,308,676		
Tax Appraisal/Collecting/Legal	1,174,005		
Government of Institution	<u>81,598</u>		
Total Institutional Support		<u>54,572,636</u>	54,572,636

Operation and Maintenance of Plant

Plant Operations	24,571,062		
Grounds Maintenance	<u>1,684,382</u>		
Total Operation and Maintenance of Plant		<u>26,255,444</u>	26,255,444

Scholarship Allowances (8,000,000)

Auxiliary Fund 5,736,424

**Collin County Community College District
Expense Summary
Fiscal Year Ending August 31, 2021**

Reserve for Supplemental Requests		<u>4,731,058</u>
Total Unrestricted Funds		223,118,369
Restricted Funds		
Grants and Contracts	36,614,953	
State Allocation - On-behalf Benefits	8,984,595	
Debt Service - General Obligation Bonds	35,165,533	
2020 Limited Tax Bond Series	<u>133,128,987</u>	
Total Restricted Funds		<u>213,894,068</u>
		213,894,068
Transfers		
Transfer out - Unrestricted to Stabilization and Startup Fund	25,000,000	
Transfer out - Unrestricted (SAFAC) to Auxiliary Fund	250,000	
Transfer out - Unrestricted to Grant Fund - Matching	118,706	
Transfer out - Unrestricted to Debt Service Fund	26,157,990	
Transfer out - Stabilization and Startup to Debt Service Fund	<u>9,960,545</u>	
Total Transfers		<u>61,487,241</u>
		<u>61,487,241</u>
Subtotal Expenses		498,499,678
Other Adjustments		
Depreciation	16,630,452	
Bond Principal - General Obligation Bonds	(12,880,000)	
Capitalized Expenses - Operating	(5,011,337)	
Capitalized Expenses - Supplemental Requests	(1,621,093)	
Capitalized Expenses - 2020 Limited Tax Bond Series	<u>(133,128,987)</u>	
Total Other Adjustments		<u>(136,010,965)</u>
		(136,010,965)
Grand Total Expenses		<u><u>\$ 362,488,713</u></u>

**Collin County Community College District
Expense Detail
Fiscal Year Ending August 31, 2021**

Unrestricted Funds	Campus	Org	Salaries	Benefits	Operating Expenses	Capital	Total
Instruction							
Credit							
Campus Technology Services	McKinney	403500	\$ 578,071	\$ 90,641	\$ 26,000	\$ -	\$ 694,712
Campus Technology Services	Plano	403502	611,554	100,323	76,000	-	787,877
Campus Technology Services	CYC	403504	288,932	44,959	11,000	-	344,891
Campus Technology Services	Admin	403505	262,436	38,028	1,581,350	-	1,881,814
Campus Technology Services	Frisco	403506	480,762	73,439	51,000	-	605,201
Campus Technology Services	CHEC	403507	214,643	31,991	20,800	-	267,434
Campus Technology Services	Tech	403510	239,958	32,634	35,000	-	307,592
Campus Technology Services	Wylie	403512	150,572	13,571	35,000	-	199,143
Office - Provost - Reserve for Stabilization and Startup	Farmersville	450000	424,427	132,080	4,560	-	561,067
Office - Provost - Reserve for Stabilization and Startup	Celina	450006	85,760	25,105	5,511	-	116,376
SVP Campus Operations - Reserve for Stabilization and Startup	Admin	452105	-	-	500,000	-	500,000
SVP Campus Operations - Reserve for Part-time Faculty Salaries	Admin	452105	24,991,639	-	-	-	24,991,639
Communications	Plano	600002	84,771	12,167	1,900	-	98,838
Computer Science	Plano	600102	175,710	24,059	2,900	-	202,669
Computer Science	Online	600103	157,594	27,937	1,000	-	186,531
Computer Science	Frisco	600106	28,680	4,552	2,450	-	35,682
Computer Science	Wylie	600112	22,411	3,642	300	-	26,353
Education	McKinney	600200	48,887	8,658	1,100	-	58,645
Education	Plano	600202	134,636	21,513	3,150	-	159,299
Education	Frisco	600206	86,802	13,377	300	-	100,479
Education	Wylie	600212	28,847	6,002	4,050	-	38,899
Kinesiology	McKinney	600300	181,042	31,440	4,351	-	216,833
Kinesiology	Plano	600302	229,128	40,150	23,999	-	293,277
Kinesiology	Frisco	600306	104,951	22,172	4,150	-	131,273
Kinesiology	Wylie	600312	-	-	6,250	-	6,250
Engineering/Eng Field of Study	Plano	600402	13,996	2,373	1,700	-	18,069
Engineering/Eng Field of Study	Frisco	600406	37,088	6,289	1,700	-	45,077
Engineering/Eng Field of Study	Tech	600410	121,596	20,874	14,050	-	156,520
Engineering/Eng Field of Study	Wylie	600412	-	-	7,700	-	7,700
Computer Maintenance	Frisco	600506	17,604	3,059	-	-	20,663
Foreign Languages	McKinney	600600	-	-	25	-	25
Foreign Languages	Plano	600602	244,957	43,943	2,620	-	291,520
Foreign Languages	Frisco	600606	118,591	19,088	300	-	137,979
Foreign Languages	Wylie	600612	-	-	700	-	700
Nutrition	McKinney	600700	-	-	25	-	25
Nutrition	Plano	600702	96,366	16,161	1,500	-	114,027
Nutrition	Frisco	600706	88,985	13,929	300	-	103,214
English	McKinney	600800	697,224	109,095	400	-	806,719
English	Plano	600802	1,960,191	330,413	23,300	-	2,313,904
English	Frisco	600806	1,132,193	197,532	7,000	-	1,336,725
English	Tech	600810	210,601	32,681	1,500	-	244,782
English	Wylie	600812	295,925	47,150	4,450	-	347,525
Speech	McKinney	600900	184,822	38,562	150	-	223,534
Speech	Plano	600902	371,747	57,951	3,300	-	432,998
Speech	Frisco	600906	214,810	34,135	350	-	249,295
Speech	Tech	600910	52,275	11,487	350	-	64,112
Speech	Wylie	600912	62,895	12,495	1,850	-	77,240
Writing Center	McKinney	601000	252,497	14,525	5,280	-	272,302
Writing Center	Plano	601002	379,699	18,623	35,330	-	433,652
Writing Center	Frisco	601006	173,315	6,218	4,890	-	184,423
Writing Center/Math Lab/ CAA	Tech	601010	129,880	12,219	6,675	-	148,774
Writing Center/Math Lab/ CAA	Wylie	601012	389,057	22,179	16,300	1,000	428,536
Biology	McKinney	601100	974,237	157,520	68,950	-	1,200,707
Biology	Plano	601102	1,343,445	203,293	155,957	-	1,702,695
Biology	Frisco	601106	1,104,846	180,466	91,100	-	1,376,412
Biology	Tech	601110	59,522	11,402	83,000	-	153,924
Biology	Wylie	601112	227,061	33,842	83,000	-	343,903
Mathematics	McKinney	601200	717,987	140,401	450	-	858,838
Mathematics	Plano	601202	1,566,827	267,893	17,361	-	1,852,081
Mathematics	Frisco	601206	995,263	177,580	4,000	-	1,176,843
Mathematics	Tech	601210	71,548	13,605	500	-	85,653
Mathematics	Wylie	601212	133,988	22,005	4,350	-	160,343
Math Lab	McKinney	601300	180,754	4,488	1,680	-	186,922
Math Lab	Plano	601302	528,823	33,312	1,500	-	563,635
Math Lab	Frisco	601306	257,334	23,992	3,850	-	285,176
Humanities	McKinney	601400	126,055	19,477	250	-	145,782
Humanities	Plano	601402	242,925	37,925	1,850	-	282,700
Humanities	Frisco	601406	164,288	25,646	925	-	190,859
Humanities	Wylie	601412	61,248	12,340	750	-	74,338
Integrated Reading/Writing	McKinney	601500	52,261	8,365	25	-	60,651
Integrated Reading/Writing	Plano	601502	221,793	41,854	2,700	-	266,347
Integrated Reading/Writing	Frisco	601506	148,786	25,035	950	-	174,771
Integrated Reading/Writing	Wylie	601512	53,295	11,583	1,300	-	66,178
Developmental - Math	McKinney	601600	291,640	51,549	200	-	343,389
Developmental - Math	Plano	601602	265,473	50,039	3,500	-	319,012
Developmental - Math	Frisco	601606	263,715	46,671	2,900	-	313,286
Developmental - Math	Wylie	601612	54,105	3,141	4,350	-	61,596
Developmental - ESL	Plano	601702	252,605	44,159	5,700	-	302,464
Philosophy	McKinney	601800	73,415	13,852	50	-	87,317
Philosophy	Plano	601802	133,867	24,084	1,750	-	159,701
Philosophy	Frisco	601806	77,098	12,829	250	-	90,177
Philosophy	Wylie	601812	-	-	600	-	600
Chemistry	McKinney	601900	302,863	47,354	26,060	-	376,277
Chemistry	Plano	601902	385,455	52,059	51,225	-	488,739
Chemistry	Frisco	601906	313,800	53,546	27,565	-	394,911
Chemistry	Wylie	601912	115,457	23,326	55,300	-	194,083
Geology	McKinney	602000	94,341	20,427	7,770	-	122,538
Geology	Plano	602002	189,197	27,330	7,406	5,344	229,277
Geology	Frisco	602006	175,494	25,641	5,500	-	206,635
Geology	Tech	602010	-	-	3,325	-	3,325

**Collin County Community College District
Expense Detail
Fiscal Year Ending August 31, 2021**

	Campus	Org	Salaries	Benefits	Operating Expenses	Capital	Total
Geology	Wylie	602012	33,662	9,281	8,450	-	51,393
Physics	McKinney	602100	102,580	20,407	7,355	-	130,342
Physics	Plano	602102	324,052	55,856	21,800	-	401,708
Physics	Frisco	602106	226,348	40,518	17,490	-	284,356
Physics	Tech	602110	-	-	3,065	-	3,065
Physics	Wylie	602112	86,600	6,063	9,250	-	101,913
Psychology	McKinney	602200	170,167	36,635	400	-	207,202
Psychology	Plano	602202	414,207	70,489	5,100	-	489,796
Psychology	Frisco	602206	257,095	43,251	1,225	-	301,571
Psychology	Tech	602210	53,550	11,609	500	-	65,659
Psychology	Wylie	602212	66,312	11,516	4,250	-	82,078
Criminal Justice	McKinney	602300	44,391	3,518	1,525	-	49,434
Criminal Justice	Plano	602302	41,424	7,363	1,100	-	49,887
Criminal Justice	Online	602303	75,594	9,035	-	-	84,629
Criminal Justice	Frisco	602306	54,174	4,157	1,400	-	59,731
Anthropology	Plano	602402	74,780	15,117	2,027	-	91,924
Anthropology	Frisco	602406	-	-	50	-	50
Economics	McKinney	602500	129,430	27,653	100	-	157,183
Economics	Plano	602502	361,089	62,738	2,620	-	426,447
Economics	Frisco	602506	257,849	46,378	1,250	-	305,477
Economics	Tech	602510	67,470	10,749	300	-	78,519
Economics	Wylie	602512	133,412	31,349	1,200	-	165,961
Geography	Frisco	602606	-	-	150	-	150
History	McKinney	602700	348,147	67,114	225	-	415,486
History	Plano	602702	973,607	165,405	10,168	-	1,149,180
History	Frisco	602706	698,395	116,267	2,500	-	817,162
History	Tech	602710	145,124	24,217	670	-	170,011
History	Wylie	602712	125,082	15,472	6,800	-	147,354
Political Science	McKinney	602800	280,361	52,172	200	-	332,733
Political Science	Plano	602802	708,748	122,368	9,551	-	840,667
Political Science	Frisco	602806	556,708	90,713	53,447	-	700,868
Political Science	Rockwall ISD	602808	-	-	200	-	200
Political Science	Tech	602810	71,709	11,096	450	-	83,255
Political Science	Wylie	602812	148,707	26,083	8,300	-	183,090
Sociology	McKinney	602900	80,282	12,831	50	-	93,163
Sociology	Plano	602902	179,275	27,698	2,990	-	209,963
Sociology	Frisco	602906	149,278	29,806	375	-	179,459
Sociology	Wylie	602912	87,471	18,195	1,400	-	107,066
Visual and Performing Arts	McKinney	603000	-	-	118	-	118
Visual and Performing Arts	Plano	603002	186,852	26,564	31,310	-	244,726
Visual and Performing Arts	Frisco	603006	70,085	12,508	3,977	-	86,570
Theater	Plano	603102	524,051	86,516	97,100	4,000	711,667
Theater	Frisco	603106	10,410	1,481	200	-	12,091
Photography	Plano	603202	254,973	42,573	30,750	-	328,296
Photography	Frisco	603206	2,000	-	5,924	-	7,924
Art	McKinney	603300	131,925	28,230	1,150	-	161,305
Art	Plano	603302	754,788	104,418	82,512	15,500	957,218
Art	Frisco	603306	212,977	33,606	14,441	-	261,024
Art	Wylie	603312	92,220	12,443	48,400	12,000	165,063
Music	McKinney	603400	144,202	29,351	400	-	173,953
Music	Plano	603402	528,831	87,565	46,662	-	663,058
Music	Frisco	603406	138,453	27,393	2,400	-	168,246
Music	Wylie	603412	71,062	10,632	31,800	-	113,494
Audio Engineering	Plano	603502	296,573	47,358	13,442	3,500	360,873
Audio Engineering	Frisco	603506	25,929	4,478	6,550	4,000	40,957
American Sign Language	Plano	603602	157,231	14,249	1,050	-	172,530
Child Development-Lab	Plano	603702	409,836	75,081	71,529	-	556,446
Child Development	McKinney	603800	-	-	500	-	500
Child Development	Plano	603802	242,471	36,915	11,950	-	291,336
Child Development	Frisco	603806	-	-	1,700	-	1,700
Child Development	Wylie	603812	28,847	6,002	-	-	34,849
Real Estate	Online	603903	79,126	16,321	-	-	95,447
Real Estate	Frisco	603906	38,138	6,797	2,050	-	46,985
Culinary Arts	Frisco	604006	325,344	67,441	175,550	4,000	572,335
Hospitality	Online	604103	27,059	5,362	-	-	32,421
Hospitality	Frisco	604106	84,109	16,970	3,300	-	104,379
Hospitality	Wylie	604112	-	-	300	-	300
Business Administration	Plano	604202	162,099	24,220	702	-	187,021
Business Administration	Frisco	604206	87,552	17,194	215	-	104,961
Business Administration	Wylie	604212	69,977	14,661	450	-	85,088
Accounting	McKinney	604300	63,732	10,063	25	-	73,820
Accounting	Plano	604302	240,570	35,607	2,560	-	278,737
Accounting	Online	604303	2,588	38	-	-	2,626
Accounting	Frisco	604306	66,749	10,363	500	-	77,612
Accounting	Wylie	604312	-	-	1,800	-	1,800
Marketing	Plano	604502	25,307	2,595	900	-	28,802
Marketing	Online	604503	92,602	13,492	-	-	106,094
Office Systems Tech	Plano	604602	6,220	846	500	-	7,566
Office Systems Tech	Online	604603	59,476	7,605	-	-	67,081
Legal Assistant	Plano	604702	36,708	5,619	420	-	42,747
Legal Assistant	Online	604703	72,903	13,529	-	-	86,432
Legal Assistant	Frisco	604706	25,218	4,747	2,200	-	32,165
E Business	Plano	604802	19,395	3,926	-	-	23,321
E Business	Online	604803	126,583	24,660	-	-	151,243
E Business	Frisco	604806	36,212	5,736	700	-	42,648
Computer Network Tech	Plano	604902	56,554	10,166	-	-	66,720
Computer Network Tech	Online	604903	83,442	14,374	-	-	97,816
Computer Network Tech	Frisco	604906	161,863	28,799	25,350	-	216,012
Computer Network Tech	Wylie	604912	47,525	8,523	-	-	56,048
Information Tech Cisco	Plano	605002	6,500	-	700	-	7,200

**Collin County Community College District
Expense Detail
Fiscal Year Ending August 31, 2021**

	Campus	Org	Salaries	Benefits	Operating Expenses	Capital	Total
Info Tech Cisco CCNA		Frisco 605006	220,429	33,106	2,600	-	256,135
Info Tech Cisco CCNA		Wylie 605012	51,025	8,523	300	-	59,848
Communication Design		McKinney 605100	300	3	-	-	303
Communication Design		Plano 605102	493,532	78,904	36,450	-	608,886
Communication Design		Frisco 605106	-	-	100	-	100
Fire Protection Tech		McKinney 605300	793,377	94,657	260,000	-	1,148,034
RN Nursing		McKinney 605400	1,936,529	253,621	300,625	-	2,490,775
Simulation Lab		McKinney 605500	486,406	44,787	183,592	-	714,785
Respiratory Therapy		McKinney 605600	421,975	54,464	55,560	-	531,999
Polysomnography		McKinney 605700	167,224	20,574	26,625	-	214,423
Diagnostic Medical Sonography		McKinney 605800	271,410	41,012	20,740	-	333,162
Physical Therapy Assistant		Tech 606010	85,091	14,122	21,250	-	120,463
Dental Hygiene		McKinney 606200	467,792	69,642	65,870	-	603,304
Emergency Medical Tech		McKinney 606300	830,414	101,063	107,270	-	1,038,747
Health Professions		McKinney 606400	686,298	126,110	62,068	-	874,476
Pharmacy Tech		Tech 606510	76,609	11,497	27,750	-	115,856
Health Information Management		McKinney 606800	199,129	33,027	14,943	-	247,099
Interpreter Education Program		Plano 606902	65,686	8,251	1,600	-	75,537
Biotechnology		Plano 607102	101,456	14,584	62,031	-	178,071
Electronic Engineering Tech		Tech 607210	104,033	16,969	22,700	-	143,702
Convergence Technology		Frisco 607306	6,600	-	1,300	-	7,900
Environmental Tech		McKinney 607400	48,482	6,694	3,990	-	59,166
Environmental Tech		Plano 607402	188,547	29,904	11,484	-	229,935
Environmental Tech		Frisco 607406	201,176	36,562	4,000	-	241,738
Environmental Tech		Wylie 607412	-	-	7,900	-	7,900
Computer Information System		Plano 607502	17,533	1,434	250	-	19,217
Computer Information System		Online 607503	184,042	32,567	-	-	216,609
Computer Information System		Frisco 607506	63,567	10,884	3,350	-	77,801
Management Development		McKinney 607600	46,070	4,380	300	-	50,750
Management Development		Plano 607602	50,587	9,104	300	-	59,991
Management Development		Online 607603	64,421	11,715	-	-	76,136
Management Development		Frisco 607606	43,639	5,653	2,275	-	51,567
CADD		Tech 607710	136,181	22,845	32,200	-	191,226
Interior / Comm Design		Frisco 607806	81,900	22,312	5,300	-	109,512
Surgical Tech - Central Sterile		McKinney 607900	367,653	57,736	33,899	10,400	469,688
Supply Chain Mgmt		Frisco 608006	53,550	11,609	2,250	-	67,409
HVAC		Tech 608110	227,574	36,530	102,700	-	366,804
Construction Management		Tech 608210	240,688	41,521	86,950	-	369,159
Welding Technology		Tech 608410	329,459	58,325	400,450	-	788,234
Biomedical Equipment Technology		Tech 608510	91,400	14,301	20,200	-	125,901
Electrical		Tech 608610	91,400	14,301	35,200	-	140,901
Plumbing		Tech 608710	91,400	14,301	35,200	-	140,901
Facilities Management		Tech 608810	91,400	12,996	30,200	-	134,596
Carpentry		Tech 608910	91,400	17,671	35,200	-	144,271
Automotive Technology		Tech 609010	392,574	77,151	299,200	-	768,925
Collision Technology		Tech 609110	233,198	31,759	227,100	-	492,057
RN-to-BSN Nursing		McKinney 609200	72,673	9,868	9,000	-	91,541
LVN Nursing		Tech 609310	116,667	21,949	8,500	-	147,116
LVN Nursing		Wylie 609312	46,667	8,780	8,500	-	63,947
Industrial Automation		Tech 609510	63,050	11,609	45,200	-	119,859
Construction Safety/Lab		Tech 609610	251,119	46,234	25,200	-	322,553
Cybersecurity		Online 609703	35,879	7,777	-	-	43,656
Cybersecurity		Frisco 609706	58,014	11,410	53,990	-	123,414
Cybersecurity - BAT		Frisco 609806	231,243	45,586	3,000	-	279,829
Insurance Management		Plano 609902	41,237	6,707	2,450	-	50,394
Sports & Recreation		Frisco 610006	68,500	9,440	2,400	-	80,340
Geospatial Information Systems		Frisco 610106	-	-	1,200	-	1,200
Agriculture		Wylie 610212	35,000	9,845	30,000	-	74,845
Vet Tech		Wylie 610312	104,745	22,538	53,250	-	180,533
Surgical Assisting		McKinney 610400	168,092	26,584	-	-	194,676
Banking and Finance		Plano 610602	31,448	6,249	925	-	38,622
Banking and Finance		Frisco 610606	31,448	6,249	925	-	38,622
Cloud Computing		Frisco XXXXX2	40,000	10,319	-	-	50,319
Welding Art		Tech XXXXX5	3,500	-	61,950	-	65,450
Total Credit			75,286,123	8,045,903	7,141,547	59,744	90,533,317
Continuing Education							
Corporate College		CYC 650105	5,136	-	271,050	-	276,186
CE Law Enforcement		McKinney 650205	701,536	91,809	176,011	-	969,356
Workforce - Skills Grant		CYC 650305	4,500	-	390,700	-	395,200
CE - Emergency Med Services		McKinney 650405	-	-	180	-	180
CE - Healthcare		McKinney 650505	172,056	29,551	312,250	-	513,857
CE-Veterinary Assistant		McKinney 650605	-	-	8,450	-	8,450
CE - Fire Protection		McKinney 650705	120,000	1,740	27,381	-	149,121
CE-Dental Assisting		McKinney 650805	63,605	10,432	14,700	-	88,737
CE-Community & Prof Dev		CYC 650905	380,020	-	27,000	-	407,020
CE-Training Partners		CYC 651005	11,800	-	455,366	-	467,166
CE-Computers & Workforce		CYC 651105	375,276	-	13,000	-	388,276
Total Continuing Education			1,833,929	133,532	1,696,088	-	3,663,549
Total Instruction			77,120,052	8,179,435	8,837,635	59,744	94,196,866
Public Service							
CE-Srs Active in Learning (SAIL)		CYC 440105	42,819	-	16,040	-	58,859
Total Public Service			42,819	-	16,040	-	58,859
Academic Support							
Credit							
Instructional Leadership							
Office - Provost		McKinney 450000	289,424	38,571	84,673	-	412,668
Office - Provost - Reserve for Stabilization and Startup		Farmersville 450000	429,161	99,864	270,959	-	799,984

**Collin County Community College District
Expense Detail
Fiscal Year Ending August 31, 2021**

	Campus	Org	Salaries	Benefits	Operating Expenses	Capital	Total
Office - Provost	Plano	450002	449,650	61,684	185,502	-	696,836
Office - Provost	Frisco	450006	290,234	45,703	113,963	-	449,900
Office - Provost - Reserve for Stabilization and Startup	Celina	450006	394,212	115,402	275,342	-	784,956
Office - Provost	Tech	450010	287,915	44,517	116,400	-	448,832
Office - Provost	Wylie	450012	316,898	46,763	121,500	-	485,161
Academic Affairs Dean	McKinney	450300	250,723	32,720	29,921	-	313,364
Academic Affairs Dean	Plano	450302	488,207	76,919	72,463	-	637,589
Academic Affairs Dean	Frisco	450306	263,536	43,615	25,400	-	332,551
Academic Affairs Dean	Tech	450310	217,811	41,501	30,750	-	290,062
Academic Affairs Work Force Dean	Wylie	450312	310,891	63,462	54,250	-	428,603
Associate Dean	McKinney	450400	106,339	15,808	3,350	-	125,497
Associate Dean	Plano	450402	97,793	15,811	4,300	-	117,904
Associate Dean	Frisco	450406	111,097	7,223	3,800	-	122,120
Associate Dean	Tech	450410	93,184	15,374	2,850	-	111,408
Associate Dean	Wylie	450412	111,097	15,770	6,200	-	133,067
Associate Dean	McKinney	450500	94,817	12,990	3,350	-	111,157
Associate Dean	Plano	450502	99,241	10,375	4,300	-	113,916
Associate Dean	Frisco	450506	106,823	15,847	3,800	-	126,470
Workforce Dean	McKinney	450600	238,975	47,813	27,260	-	314,048
Workforce Dean	Plano	450602	352,565	61,193	69,057	-	482,815
Workforce Dean	Frisco	450606	376,108	62,991	28,633	-	467,732
Workforce Dean	Tech	450610	370,645	61,177	198,750	-	630,572
Associate Dean	McKinney	450700	99,241	13,353	3,350	-	115,944
Associate Dean	Plano	450702	106,211	15,552	3,750	-	125,513
Associate Dean	Frisco	450706	111,097	17,643	3,800	-	132,540
Associate Dean	Plano	450802	99,241	18,022	3,750	-	121,013
Associate Dean	Frisco	450806	94,279	12,686	4,000	-	110,965
HVAC/Welding Admin	Tech	450810	105,306	17,080	14,700	-	137,086
Associate Dean	Plano	450902	106,823	10,769	3,772	-	121,364
Associate Dean	Frisco	450906	111,211	14,694	4,000	-	129,905
Construction Admin	Tech	450910	124,747	26,575	14,700	-	166,022
Academic Affairs Dean	Plano	451002	230,058	35,961	75,255	-	341,274
Associate Dean	Frisco	451006	103,211	15,552	3,800	-	122,563
Auto & Collision Admin	Tech	451010	118,772	24,214	14,700	-	157,686
Associate Dean	Plano	451102	96,518	15,927	4,100	-	116,545
Collegiate Academics	Frisco	451106	85,038	14,306	3,500	-	102,844
EET/Biomedical Admin	Tech	451110	99,919	14,145	14,700	-	128,764
Associate Dean	Plano	451202	103,211	18,348	4,100	-	125,659
Collegiate Academics	Plano	451402	93,403	7,661	3,500	-	104,564
Associate Dean	Plano	451602	103,211	13,797	4,100	-	121,108
Dean - Nursing	McKinney	451700	332,491	59,207	24,825	-	416,523
RN Nursing Admin	McKinney	451800	105,445	15,156	3,875	-	124,476
Weekend College	Admin	451805	241,719	28,988	9,200	-	279,907
RN to BSN Nursing	McKinney	451900	105,445	13,862	3,875	-	123,182
HSA - Director	Plano ISD	451901	90,056	17,269	7,875	-	115,200
SVP Campus Operations	Admin	452105	358,866	44,898	104,500	-	508,264
Vet Tech Admin	Wylie	452212	156,254	22,896	11,200	-	190,350
Agriculture Admin	Wylie	452312	86,260	9,688	7,000	-	102,948
LVN Nursing	McKinney	452400	88,502	13,626	3,500	-	105,628
Cybersecurity Admin	Frisco	452806	88,501	13,778	4,400	-	106,679
Total Instructional Leadership - Credit			9,792,382	1,598,746	2,100,600	-	13,491,728
Libraries							
Library	McKinney	451500	599,188	77,671	172,938	96,000	945,797
Library	Plano	451502	982,080	141,085	375,500	172,000	1,670,665
Library Technical Services	Plano	451505	260,074	44,808	107,284	-	412,166
Library	Frisco	451506	698,006	118,774	234,660	94,093	1,145,533
Library	Tech	451510	237,160	29,553	147,800	12,000	426,513
Library	Wylie	451512	519,103	75,821	141,650	110,000	846,574
Total Libraries - Credit			3,295,611	487,712	1,179,832	484,093	5,447,248
Academic Support							
Collin Higher Education Center	Admin	450007	182,540	20,390	13,069	-	215,999
Instructional Office	McKinney	450100	95,302	19,603	3,025	-	117,930
Instructional Office	Plano	450102	125,972	21,295	15,320	-	162,587
e-Learning Centers	Admin	450103	1,257,277	198,296	66,932	-	1,522,505
Instructional Office	Frisco	450106	156,633	32,253	7,612	-	196,498
Instructional Office	Tech	450110	39,956	9,756	9,450	-	59,162
Instructional Office	Wylie	450112	84,087	18,811	6,450	-	109,348
Business & Community Outreach	Admin	451302	131,391	9,617	35,375	-	176,383
Assoc Provost-Instruction	Admin	452007	246,383	36,410	26,498	-	309,291
Makerspace	Frisco	XXXXX6	52,449	9,540	28,000	-	89,989
Makerspace	McKinney	XXXXX7	58,117	7,265	21,500	-	86,882
Makerspace	Plano	XXXXX8	47,145	7,124	39,050	-	93,319
Total Academic Support - Credit			2,477,252	390,360	272,281	-	3,139,893
Honors Institute							
Honors & CSCE	McKinney	450200	7,500	-	11,015	-	18,515
Honors & CSCE	Plano	450202	20,683	-	28,000	-	48,683
Honors & CSCE	Frisco	450206	44,734	9,753	22,267	-	76,754
Honors & CSCE	Wylie	450212	19,780	-	19,500	-	39,280
Total Honors Institute - Credit			92,697	9,753	80,782	-	183,232
Total Academic Support - Credit			15,657,942	2,486,571	3,633,495	484,093	22,262,101
Continuing Education							
Instructional Leadership							
Corporate College Admin	CYC	470005	375,168	59,276	7,500	-	441,944
CE-Healthcare Administrative	McKinney	470205	96,149	12,088	5,050	-	113,287
Continuing Education Admin	CYC	470405	275,326	28,023	122,100	-	425,449
Total Instructional Leadership - Continuing Education			746,643	99,387	134,650	-	980,680

**Collin County Community College District
Expense Detail
Fiscal Year Ending August 31, 2021**

	Campus	Org	Salaries	Benefits	Operating Expenses	Capital	Total
Academic Support							
Workforce & Economic Devt	CYC	470105	440,159	75,907	20,700	-	536,766
Workforce - Skills Grant	CYC	470305	63,744	13,240	6,750	-	83,734
Total Academic Support - Continuing Education			503,903	89,147	27,450	-	620,500
Total Academic Support - Continuing Education			1,250,546	188,534	162,100	-	1,601,180
Total Academic Support			16,908,488	2,675,105	3,795,595	484,093	23,863,281
Student Services							
Admissions and Advising							
Dean of Student & Enroll Svcs	McKinney	420000	228,489	42,290	61,194	-	331,973
Dean of Student & Enroll Svcs	Plano	420002	150,912	22,758	22,312	-	195,982
Dean of Student & Enroll Svcs	Frisco	420006	211,052	30,179	15,225	-	256,456
Rockwall Higher Ed Center	Rockwall ISD	420008	78,025	10,770	92,617	-	181,412
Dean of Student & Enroll Svcs	Tech	420010	134,969	21,966	9,150	-	166,085
Dean of Student & Enroll Svcs	Wylie	420012	166,755	24,957	11,750	-	203,462
Associate Dean Student & Enroll Svcs	McKinney	420100	95,727	10,193	1,500	-	107,420
Associate Dean Student & Enroll Svcs	Plano	420102	142,608	22,123	-	-	164,731
Dean of Students	Admin	420105	660,481	101,604	34,104	-	796,189
Associate Dean Student & Enroll Svcs	Frisco	420106	95,727	12,066	5,800	-	113,593
Admissions & Advising	McKinney	420200	457,351	73,166	10,903	-	541,420
Admissions & Advising	Plano	420202	952,598	155,295	31,304	-	1,139,197
Access	Admin	420205	1,386,313	168,483	101,212	6,000	1,662,008
Admissions & Advising	Frisco	420206	542,974	83,616	14,741	-	641,331
Admissions & Advising	Tech	420210	267,077	32,324	14,750	-	314,151
Admissions & Advising	Wylie	420212	322,653	51,583	8,200	-	382,436
Testing & Assessment	McKinney	420300	183,290	24,814	4,251	-	212,355
Testing & Assessment	Plano	420302	324,697	62,943	37,920	-	425,560
Counseling	Admin	420305	762,089	129,510	43,792	-	935,391
Testing & Assessment	Frisco	420306	184,572	25,247	41,934	-	251,753
Testing & Assessment	Tech	420310	166,410	27,998	6,500	-	200,908
Testing & Assessment	Wylie	420312	171,001	28,024	18,850	-	217,875
Associate Dean Student & Enroll Svcs	Plano	420402	91,376	14,013	763	-	106,152
Registration and Records	Admin	420405	1,777,856	293,705	320,557	-	2,392,118
Programs for New Students	Admin	420505	37,500	-	65,379	-	102,879
Admissions and Records - CE	CYC	420605	192,339	22,511	6,300	-	221,150
Career Services	McKinney	420700	27,595	256	3,608	-	31,459
Career Services	Plano	420702	78,664	8,079	10,224	-	96,967
Career Services	CYC	420704	130,817	24,224	4,750	-	159,791
Dual Credit	Admin	420705	1,625,010	264,939	143,007	-	2,032,956
Career Services	Frisco	420706	27,500	240	2,650	-	30,390
Career Services	Tech	420710	97,225	11,282	7,000	-	115,507
Career Services	Wylie	420712	65,272	10,889	2,400	-	78,561
District Student & Enroll Svcs	Admin	421505	124,884	17,329	5,000	-	147,213
Office - Provost - Reserve for Stabilization and Startup	Farmersville	450000	400,554	93,207	19,563	-	513,324
Office - Provost - Reserve for Stabilization and Startup	Celina	450006	367,936	107,710	23,651	-	499,297
Total Admissions and Advising			12,730,298	2,030,293	1,202,861	6,000	15,969,452
Student Financial Aid							
Financial Aid	Admin	420805	2,169,068	339,845	238,427	-	2,747,340
Call Center	Admin	420905	218,902	37,681	172,180	-	428,763
Total Student Financial Aid			2,387,970	377,526	410,607	-	3,176,103
Student Activities							
Intramurals/Athletics/Fitness	Admin	420005	87,681	16,881	3,225	-	107,787
Intramural/Fitness	McKinney	420500	134,085	14,053	1,480	-	149,618
Intramural/Fitness	Plano	420502	59,000	363	18,088	-	77,451
Intramural/Fitness	Frisco	420506	128,650	10,945	6,072	-	145,667
Intramural/Fitness	Wylie	420512	129,300	17,196	500	-	146,996
Student Engagement	McKinney	420600	114,172	13,791	7,160	-	135,123
Student Engagement	Plano	420602	145,754	19,292	14,000	-	179,046
Student Engagement	Frisco	420606	162,416	22,399	8,178	-	192,993
Student Engagement	Tech	420610	25,000	-	12,500	-	37,500
Student Engagement	Wylie	420612	70,247	11,285	7,150	-	88,682
SAFAC-Student Activities	Admin	880005	-	-	825,419	-	825,419
SAFAC-Fine Arts Fund	Admin	880006	1,200	-	58,800	-	60,000
SAFAC-Career Services	Admin	880007	-	-	58,900	-	58,900
SAFAC-Political Justice League/Mock Trial	Admin	880010	-	-	29,087	-	29,087
SAFAC-Plano Biennial Event-SpringFest	Plano	880012	-	-	13,000	-	13,000
SAFAC-Veterans Week-Frisco	Frisco	880013	-	-	5,560	-	5,560
SAFAC-Veterans Early Registration	Admin	880014	-	-	6,183	-	6,183
SAFAC-Hispanic Heritage Month	Admin	880015	-	-	5,682	-	5,682
SAFAC-Rockin the Ridge	Frisco	880016	-	-	11,600	-	11,600
SAFAC-KIP	Admin	880017	-	-	2,560	-	2,560
SAFAC-Natl Student Employ Wk	Admin	880018	-	-	5,000	-	5,000
SAFAC-Wild West at the Park	McKinney	880019	-	-	5,000	-	5,000
SAFAC-Open Doors Open Minds	Admin	880020	-	-	8,000	-	8,000
SAFAC-Military Ball	Admin	880021	-	-	14,366	-	14,366
SAFAC-Dignity Initiative	Admin	880022	-	-	19,000	-	19,000
SAFAC-African American Hist Month	Admin	880023	-	-	20,000	-	20,000
SAFAC-Gamma Alpha Epsilon	Admin	880024	-	-	36,681	-	36,681
SAFAC-Respiratory Care Club	McKinney	880025	-	-	15,000	-	15,000
SAFAC-TX Ctr for Working Class	Admin	880026	-	-	5,525	-	5,525
SAFAC-Intramurals	Admin	880027	-	-	46,000	-	46,000
SAFAC-Health & Safety Fair	Admin	880028	-	-	4,890	-	4,890
SAFAC-Holocaust Remembrance Day-Frisco	Frisco	880029	-	-	4,236	-	4,236
SAFAC-Gov't Department-McKinney	McKinney	880030	-	-	25,000	-	25,000
SAFAC-Veterans Week-McKinney	McKinney	880033	-	-	7,050	-	7,050
SAFAC-Veterans Week-Plano Tech Wylie	Admin	880034	-	-	5,764	-	5,764
SAFAC-Presidential Debates	Admin	880035	-	-	1,000	-	1,000


**Collin County Community College District
Expense Detail
Fiscal Year Ending August 31, 2021**

	Campus	Org	Salaries	Benefits	Operating Expenses	Capital	Total
SAFAC-Automotive Technology	Tech	880036	-	-	2,000	-	2,000
SAFAC-Collision Technology	Tech	880037	-	-	2,000	-	2,000
SAFAC-Book in Common	Admin	880038	-	-	9,740	-	9,740
SAFAC-Political Science Wylie	Wylie	880039	-	-	2,000	-	2,000
SAFAC-Architecture/Construction	Tech	880040	-	-	10,350	-	10,350
SAFAC-FLEXTech Apprenticeship Grant Program	Admin	880041	-	-	500	-	500
SAFAC-Multicultural Festival	Admin	880042	-	-	2,000	-	2,000
SAFAC-Quest Research Journal	Admin	880043	-	-	9,376	-	9,376
SAFAC-Student Employment Job Fair	Admin	880044	-	-	5,000	-	5,000
SAFAC-Mindfulness Committee	Admin	880045	-	-	13,914	-	13,914
Total Student Activities			1,057,505	126,205	1,374,536	-	2,558,246
Total Student Services			16,175,773	2,534,024	2,988,004	6,000	21,703,801
Institutional Support							
Information Technology							
Tech Services Strategic Initiatives	Admin	401405	767,905	121,530	136,495	-	1,025,930
Technology Services - CIO	Admin	401705	230,286	32,251	591,019	-	853,556
Tech Services - Software Support	Admin	401805	1,600,672	243,015	119,150	-	1,962,837
Chief Information Security Officer	Admin	401905	1,078,092	174,520	3,149,427	-	4,402,039
Chief Innovation Officer	Admin	403105	265,645	28,054	57,000	-	350,699
Tech Services Project Mgmt	Admin	403905	110,900	15,539	13,500	-	139,939
Workday	Admin	404205	-	-	-	4,383,000	4,383,000
Total Information Technology			4,053,500	614,909	4,066,591	4,383,000	13,118,000
Business and Fiscal Management							
Chief Financial Officer	Admin	402105	284,359	35,255	3,131,464	22,500	3,473,578
Chief Financial Officer - Salary Reserves	Admin	402105	2,000,000	-	-	-	2,000,000
Financial Services	Admin	402505	3,232,672	550,059	822,552	-	4,605,283
Purchasing	Admin	402705	784,833	134,468	244,850	-	1,164,151
Total Business and Fiscal Management			6,301,864	719,782	4,198,866	22,500	11,243,012
Executive Offices							
District President	Admin	400005	586,959	96,171	3,161,215	-	3,844,345
Internal Auditing	Admin	400305	136,691	18,321	10,000	-	165,012
Executive Vice President	Admin	400505	340,349	43,428	514,057	-	897,834
Chief Student Success Officer	Admin	400805	184,926	19,813	5,974	-	210,713
VP Student and Enroll Svcs	Admin	401305	266,579	36,164	204,972	-	507,715
Chief of Staff	Admin	401505	296,430	41,280	177,004	-	514,714
Academic Affairs	Admin	403705	313,476	42,107	19,500	-	375,083
General Counsel	Admin	403805	179,408	19,209	10,000	-	208,617
Total Executive Offices			2,304,818	316,493	4,102,722	-	6,724,033
Campus Security							
Police Department	Admin	402805	4,753,433	804,222	470,946	-	6,028,601
Emergency Management	Admin	403305	141,631	19,355	51,000	-	211,986
Total Campus Security			4,895,064	823,577	521,946	-	6,240,587
Public Relations/Development							
Public Relations	Admin	402905	1,122,140	180,633	1,980,430	-	3,283,203
Development Office	Admin	403005	402,673	60,452	106,589	-	569,714
Total Public Relations/Development			1,524,813	241,085	2,087,019	-	3,852,917
General College							
	Admin	402205	-	1,402,000	1,776,088	-	3,178,088
Human Resources							
	Admin	402005	1,927,441	518,962	477,133	-	2,923,536
Other General Institutional							
Faculty Council	Admin	400405	-	-	7,000	-	7,000
COE/Faculty Development	Admin	400605	170,969	11,313	341,662	-	523,944
Sacs Accreditation	Admin	401105	-	-	27,730	-	27,730
Curriculum	Admin	401205	253,628	39,046	15,750	-	308,424
Mail Services	Admin	402605	83,973	17,046	19,474	-	120,493
QEP - SACS	Admin	403205	79,138	9,877	57,800	-	146,815
Wellness	Admin	405002	36,788	374	1,500	-	38,662
Office - Provost - Reserve for Stabilization and Startup	Farmersville	450000	253,353	58,954	12,374	-	324,681
Office - Provost - Reserve for Stabilization and Startup	Celina	450006	232,723	68,128	14,958	-	315,809
Total Other General Institutional			1,110,572	204,738	498,248	-	1,813,558
TIF Payments							
	Admin	402305	-	-	1,496,287	-	1,496,287
Grants Management							
	Admin	401005	326,166	60,073	1,032,100	-	1,418,339
Institutional Research							
	Admin	401605	805,777	123,463	379,436	-	1,308,676
Tax Appraisal/Collecting/Legal							
	Admin	402305	-	-	1,174,005	-	1,174,005
Government of Institution							
	Admin	400105	36,360	5,038	40,200	-	81,598
Total Institutional Support			23,286,375	5,030,120	21,850,641	4,405,500	54,572,636
Operation and Maintenance of Plant							
Plant Operations							
Office - Provost - Reserve for Stabilization and Startup	Farmersville	450000	195,410	45,471	509,544	-	750,425
Office - Provost - Reserve for Stabilization and Startup	Celina	450006	179,498	52,546	511,538	-	743,582
Physical Plant Support Svcs	McKinney	460000	658,621	186,767	1,900,089	30,000	2,775,477
Physical Plant Support Svcs	Plano	460002	852,858	270,681	2,524,268	-	3,647,807
Physical Plant Support Svcs	CYC	460004	256,885	79,752	437,146	-	773,783
Facilities Administration	Admin	460005	304,295	50,215	4,207,705	-	4,562,215
Physical Plant Support Svcs	Frisco	460006	786,960	233,890	2,258,840	-	3,279,690

**Collin County Community College District
Expense Detail
Fiscal Year Ending August 31, 2021**

	Campus	Org	Salaries	Benefits	Operating Expenses	Capital	Total
Physical Plant Support Svcs	CHEC	460007	212,775	65,458	632,337	-	910,570
Physical Plant Support Svcs	Tech	460010	495,707	161,703	2,172,582	-	2,829,992
Physical Plant Support Svcs	McKinney	460011	183,083	56,428	771,850	26,000	1,037,361
Physical Plant Support Svcs	Wylie	460012	552,246	178,563	1,884,800	-	2,615,609
Facilities Operations	Admin	460305	318,328	80,406	5,000	-	403,734
Maintenance	Admin	460505	176,260	61,557	3,000	-	240,817
Total Plant Operations			5,172,926	1,523,437	17,818,699	56,000	24,571,062
Grounds Maintenance	McKinney	460205	441,985	145,840	1,096,557	-	1,684,382
Total Operations and Maintenance of Plant			5,614,911	1,669,277	18,915,256	56,000	26,255,444
Scholarship Allowances	Admin	402205	-	-	(8,000,000)	-	(8,000,000)
Auxiliary Fund	Admin	310010	1,556,259	370,732	3,808,433	1,000	5,736,424
Reserve for Supplemental Requests	Admin	480005	-	-	4,731,058	-	4,731,058
Total Unrestricted Funds			140,704,677	20,458,693	56,942,662	5,012,337	223,118,369
Restricted Funds							
Grants and Contracts	Admin	700000	2,110,807	504,017	33,557,609	442,520	36,614,953
State Allocation - On-behalf Benefits	Admin	445005	-	8,984,595	-	-	8,984,595
Debt Service - General Obligation	Admin	940100	-	-	35,165,533	-	35,165,533
2020 Limited Tax Bond Series	Admin	910102	-	-	117,622	133,011,365	133,128,987
Total Restricted Funds			2,110,807	9,488,612	68,840,764	133,453,885	213,894,068
Transfers							
Transfer out - Unrestricted to Stabilization and Startup Fund	Admin	480005	-	-	25,000,000	-	25,000,000
Transfer out - Unrestricted (SAFAC) to Auxiliary Fund	Admin	480005	-	-	250,000	-	250,000
Transfer out - Unrestricted to Grant Fund - Matching	Admin	480005	-	-	118,706	-	118,706
Transfer out - Unrestricted to Debt Service Fund	Admin	480005	-	-	26,157,990	-	26,157,990
Transfer out - Stabilization and Startup to Debt Service Fund	Admin	480005	-	-	9,960,545	-	9,960,545
Total Transfers			-	-	61,487,241	-	61,487,241
Other Adjustments							
Depreciation	Admin	402205	-	-	16,630,452	-	16,630,452
Bond Principal - General Obligation Bonds	Admin	940100	-	-	(12,880,000)	-	(12,880,000)
Capitalized Expenses - Operating	-	-	-	-	-	(5,011,337)	(5,011,337)
Capitalized Expenses - Supplemental Requests	-	-	-	-	-	(1,621,093)	(1,621,093)
Capitalized Expenses - 2020 Limited Tax Bond Series	Admin	910102	-	-	-	(133,128,987)	(133,128,987)
Total Other Adjustments			-	-	3,750,452	(139,761,417)	(136,010,965)
Grand Total Expenses			\$ 142,815,484	\$ 29,947,305	\$ 191,021,119	\$ (1,295,195)	\$ 362,488,713

Proposed



Detail by
Leadership Unit



Detail by Leadership Unit

**Collin County Community College District
Leadership Unit Expense Summary
Fiscal Year Ending August 31, 2021**

Leadership Unit	Current Unrestricted Fund				
	Salaries	Benefits	Operating	Capital	Total
District President	\$ 5,513,443	\$ 923,752	\$ 3,689,361	\$ -	\$ 10,126,556
Executive Vice President	481,980	62,783	592,787	-	1,137,550
Chief Student Success Officer	1,809,936	284,752	148,981	-	2,243,669
VP Student & Enrollment Services	14,102,218	2,103,179	2,949,513	6,000	19,160,910
VP Institutional Research	805,777	123,463	379,436	-	1,308,676
VP Academic Affairs	1,075,165	147,830	132,617	-	1,355,612
Senior VP Campus Operations	25,521,474	56,211	446,162	-	26,023,847
VP/Provost, McKinney Campus	16,586,250	2,476,890	2,276,875	106,400	21,446,415
VP/Provost, Plano Campus	20,300,062	3,151,331	1,913,389	204,344	25,569,126
VP/Provost, Frisco Campus	14,559,908	2,409,927	1,063,269	98,093	18,131,197
VP/Provost, Technical Campus and Courtyard Center	7,550,164	1,127,837	4,517,541	12,000	13,207,542
VP/Provost, Wylie Campus	4,187,370	652,124	865,517	123,000	5,828,011
VP Advancement	402,673	60,452	106,589	-	569,714
VP External Relations	1,122,140	180,633	1,980,430	-	3,283,203
Chief Financial Officer	6,301,864	2,121,782	8,645,246	4,405,500	21,474,392
Chief of Staff	296,430	41,280	177,004	-	514,714
Chief Human Resources Officer	1,927,441	518,962	477,133	-	2,923,536
Chief Innovation Officer	8,137,705	1,238,791	5,969,673	-	15,346,169
General Counsel	179,408	19,209	10,000	-	208,617
VP Facilities/Construction	5,323,976	1,588,306	17,913,648	56,000	24,881,930
Total	\$ 136,185,384	\$ 19,289,494	\$ 54,255,171	\$ 5,011,337	\$ 214,741,386

Leadership Unit	Stabilization and Startup Fund				
	Salaries	Benefits	Operating	Capital	Total
Senior VP Campus Operations	\$ -	\$ -	\$ 500,000	\$ -	\$ 500,000
VP/Provost, McKinney Campus (Farmersville Reserve)	1,702,905	429,576	817,000	-	2,949,481
VP/Provost, Frisco Campus (Celina Reserve)	1,260,129	368,891	831,000	-	2,460,020
Total	\$ 2,963,034	\$ 798,467	\$ 1,648,000	\$ -	\$ 5,409,501

Leadership Unit	Scholarship Allowances	Auxiliary Fund			
	Total	Salaries	Benefits	Operating	Total
Chief Student Success Officer	\$ -	\$ 251,644	\$ 75,859	\$ 538,900	\$ 866,403
VP Student & Enrollment Services	-	234,924	38,190	581,560	854,674
Chief Financial Officer	(8,000,000)	979,289	235,056	2,038,973	3,253,318
VP Facilities/Construction	-	90,402	21,627	650,000	762,029
Total	\$ (8,000,000)	\$ 1,556,259	\$ 370,732	\$ 3,809,433	\$ 5,736,424

Leadership Unit	Reserve for Supplemental	2020 Bond Fund	Restricted Funds	Transfers & Adjustments	Grand Total
	Total	Total	Total	Total	
District President	\$ 421,125	\$ -	\$ -	\$ -	\$ 10,547,681
Executive Vice President	-	-	-	-	1,137,550
Chief Student Success Officer	260,000	-	-	-	3,370,072
VP Student & Enrollment Services	128,387	-	-	-	20,143,971
VP Institutional Research	-	-	-	-	1,308,676
VP Academic Affairs	-	-	-	-	1,355,612
Senior VP Campus Operations	-	-	-	-	26,523,847
VP/Provost, McKinney Campus	222,262	-	-	-	24,618,158
VP/Provost, Plano Campus	149,060	-	-	-	25,718,186
VP/Provost, Frisco Campus	17,626	-	-	-	20,608,843
VP/Provost, Technical Campus and Courtyard Center	52,000	-	-	-	13,259,542
VP/Provost, Wylie Campus	-	-	-	-	5,828,011
VP Advancement	-	-	-	-	569,714
VP External Relations	50,000	-	-	-	3,333,203
Chief Financial Officer	218,113	-	80,765,081	(74,523,724)	23,187,180
Chief of Staff	205,000	-	-	-	719,714
Chief Human Resources Officer	25,500	-	-	-	2,949,036
Chief Innovation Officer	2,496,337	-	-	-	17,842,506
General Counsel	-	-	-	-	208,617
VP Facilities/Construction	485,648	133,128,987	-	-	159,258,594
Total	\$ 4,731,058	\$ 133,128,987	\$ 80,765,081	\$ (74,523,724)	\$ 362,488,713

**Collin County Community College District
Leadership Unit Expense Detail
District President
Fiscal Year Ending August 31, 2021**

Current Unrestricted Fund

Organization	Campus	Salaries	Benefits	Operating	Capital	Total
400005 District President	Admin	\$ 586,959	\$ 96,171	\$ 3,161,215	\$ -	\$ 3,844,345
400105 Board of Trustees	Admin	36,360	5,038	40,200	-	81,598
400305 Internal Auditing	Admin	136,691	18,321	10,000	-	165,012
400405 Faculty Council	Admin	-	-	7,000	-	7,000
402805 Police Department	Admin	4,753,433	804,222	470,946	-	6,028,601
Total Current Unrestricted Fund		<u>\$ 5,513,443</u>	<u>\$ 923,752</u>	<u>\$ 3,689,361</u>	<u>\$ -</u>	<u>\$ 10,126,556</u>

Reserve for Supplemental Requests

Organization	Campus	Salaries	Benefits	Operating	Capital	Total
400005 District President	Admin	\$ 15,000	\$ -	\$ 5,400	\$ -	\$ 20,400
400105 Board of Trustees	Admin	-	-	1,500	-	1,500
400305 Internal Auditing	Admin	117,000	-	24,400	-	141,400
402805 Police Department	Admin	198,616	-	59,209	-	257,825
Total Reserve for Supplemental Requests		<u>\$ 330,616</u>	<u>\$ -</u>	<u>\$ 90,509</u>	<u>\$ -</u>	<u>\$ 421,125</u>

Grand Total		<u>\$ 5,844,059</u>	<u>\$ 923,752</u>	<u>\$ 3,779,870</u>	<u>\$ -</u>	<u>\$ 10,547,681</u>
--------------------	--	----------------------------	--------------------------	----------------------------	--------------------	-----------------------------

Proposed

**Collin County Community College District
Leadership Unit Expense Detail
Executive Vice President
Fiscal Year Ending August 31, 2021**

Current Unrestricted Fund

Organization	Campus	Salaries	Benefits	Operating	Capital	Total
400505 Executive Vice President	Admin	\$ 340,349	\$ 43,428	\$ 514,057	\$ -	\$ 897,834
401105 Sacs Accreditation	Admin	-	-	27,730	-	27,730
403305 Emergency Management	Admin	141,631	19,355	51,000	-	211,986
Total Current Unrestricted Fund		<u>\$ 481,980</u>	<u>\$ 62,783</u>	<u>\$ 592,787</u>	<u>\$ -</u>	<u>\$ 1,137,550</u>
Grand Total		<u>\$ 481,980</u>	<u>\$ 62,783</u>	<u>\$ 592,787</u>	<u>\$ -</u>	<u>\$ 1,137,550</u>

Proposed

**Collin County Community College District
Leadership Unit Expense Detail
Chief Student Success Officer
Fiscal Year Ending August 31, 2021**

Current Unrestricted Fund

Organization	Campus	Salaries	Benefits	Operating	Capital	Total
400805 Chief Student Success Officer	Admin	\$ 184,926	\$ 19,813	\$ 5,974	\$ -	\$ 210,713
420705 Dual Credit	Admin	1,625,010	264,939	143,007	-	2,032,956
Total Current Unrestricted Fund		<u>\$ 1,809,936</u>	<u>\$ 284,752</u>	<u>\$ 148,981</u>	<u>\$ -</u>	<u>\$ 2,243,669</u>

Auxiliary Fund

Organization	Campus	Salaries	Benefits	Operating	Capital	Total
870105 Student Housing Operations	Plano	\$ 251,644	\$ 75,859	\$ 537,900	\$ 1,000	\$ 866,403
Total Auxiliary Fund		<u>\$ 251,644</u>	<u>\$ 75,859</u>	<u>\$ 537,900</u>	<u>\$ 1,000</u>	<u>\$ 866,403</u>

Reserve for Supplemental Requests

Organization	Campus	Salaries	Benefits	Operating	Capital	Total
420705 Dual Credit	Admin	\$ 260,000	\$ -	\$ -	\$ -	\$ 260,000
Total Reserve for Supplemental Requests		<u>\$ 260,000</u>	<u>\$ -</u>	<u>\$ -</u>	<u>\$ -</u>	<u>\$ 260,000</u>

Grand Total		<u>\$ 2,321,580</u>	<u>\$ 360,611</u>	<u>\$ 686,881</u>	<u>\$ 1,000</u>	<u>\$ 3,370,072</u>
--------------------	--	----------------------------	--------------------------	--------------------------	------------------------	----------------------------

Proposed

**Collin County Community College District
Leadership Unit Expense Detail
VP Student & Enrollment Services
Fiscal Year Ending August 31, 2021**

Current Unrestricted Fund

	Organization	Campus	Salaries	Benefits	Operating	Capital	Total
401305	VP Student and Enroll Svcs	Admin	\$ 266,579	\$ 36,164	\$ 204,972	\$ -	\$ 507,715
420000	Dean of Student & Enroll Svcs	McKinney	228,489	42,290	61,194	-	331,973
420002	Dean of Student & Enroll Svcs	Plano	150,912	22,758	22,312	-	195,982
420005	Intramurals/Athletics/Fitness	Admin	87,681	16,881	3,225	-	107,787
420006	Dean of Student & Enroll Svcs	Frisco	211,052	30,179	15,225	-	256,456
420010	Dean of Student & Enroll Svcs	Tech	134,969	21,966	9,150	-	166,085
420012	Dean of Student & Enroll Svcs	Wylie	166,755	24,957	11,750	-	203,462
420100	Associate Dean Student & Enroll Svcs	McKinney	95,727	10,193	1,500	-	107,420
420102	Associate Dean Student & Enroll Svcs	Plano	142,608	22,123	-	-	164,731
420105	Dean of Students	Admin	660,481	101,604	34,104	-	796,189
420106	Associate Dean Student & Enroll Svcs	Frisco	95,727	12,066	5,800	-	113,593
420200	Admissions & Advising	McKinney	457,351	73,166	10,903	-	541,420
420202	Admissions & Advising	Plano	952,598	155,295	31,304	-	1,139,197
420205	Access	Admin	1,386,313	168,483	101,212	6,000	1,662,008
420206	Admissions & Advising	Frisco	542,974	83,616	14,741	-	641,331
420210	Admissions & Advising	Tech	267,077	32,324	14,750	-	314,151
420212	Admissions & Advising	Wylie	322,653	51,583	8,200	-	382,436
420300	Testing & Assessment	McKinney	183,290	24,814	4,251	-	212,355
420302	Testing & Assessment	Plano	324,697	62,943	37,920	-	425,560
420305	Counseling	Admin	762,089	129,510	43,792	-	935,391
420306	Testing & Assessment	Frisco	184,572	25,247	41,934	-	251,753
420310	Testing & Assessment	Tech	166,410	27,998	6,500	-	200,908
420312	Testing & Assessment	Wylie	171,001	28,024	18,850	-	217,875
420402	Associate Dean Student & Enroll Svcs	Plano	91,376	14,013	763	-	106,152
420405	Registration and Records	Admin	1,777,856	293,705	320,557	-	2,392,118
420500	Intramural/Fitness	McKinney	134,085	14,053	1,480	-	149,618
420502	Intramural/Fitness	Plano	59,000	363	18,088	-	77,451
420505	Programs for New Students	Admin	37,500	-	65,379	-	102,879
420506	Intramural/Fitness	Frisco	128,650	10,945	6,072	-	145,667
420512	Intramural/Fitness	Wylie	129,300	17,196	500	-	146,996
420600	Student Engagement	McKinney	114,172	13,791	7,160	-	135,123
420602	Student Engagement	Plano	145,754	19,292	14,000	-	179,046
420605	Admissions and Records - CE	CYC	192,339	22,511	6,300	-	221,150
420606	Student Engagement	Frisco	162,416	22,399	8,178	-	192,993
420610	Student Engagement	Tech	25,000	-	12,500	-	37,500
420612	Student Engagement	Wylie	70,247	11,285	7,150	-	88,682
420700	Career Services	McKinney	27,595	256	3,608	-	31,459
420702	Career Services	Plano	78,664	8,079	10,224	-	96,967
420704	Career Services	CYC	130,817	24,224	4,750	-	159,791
420706	Career Services	Frisco	27,500	240	2,650	-	30,390
420710	Career Services	Tech	97,225	11,282	7,000	-	115,507
420712	Career Services	Wylie	65,272	10,889	2,400	-	78,561
420805	Financial Aid	Admin	2,169,068	339,845	238,427	-	2,747,340
420905	Call Center	Admin	218,902	37,681	172,180	-	428,763
421505	District Student & Enroll Svcs	Admin	124,884	17,329	5,000	-	147,213
451302	Business & Community Outreach	Admin	131,391	9,617	35,375	-	176,383
880005	SAFAC-Student Activities	Admin	-	-	825,419	-	825,419
880006	SAFAC-Fine Arts Fund	Admin	1,200	-	58,800	-	60,000
880007	SAFAC-Career Services	Admin	-	-	58,900	-	58,900
880010	SAFAC-Political Justice League/Mock Trial	Admin	-	-	29,087	-	29,087
880012	SAFAC-Plano Biennial Event-SpringFest	Plano	-	-	13,000	-	13,000
880013	SAFAC-Veterans Week-Frisco	Frisco	-	-	5,560	-	5,560
880014	SAFAC-Veterans Early Registration	Admin	-	-	6,183	-	6,183
880015	SAFAC-Hispanic Heritage Month	Admin	-	-	5,682	-	5,682
880016	SAFAC-Rockin the Ridge	Frisco	-	-	11,600	-	11,600
880017	SAFAC-KIP	Admin	-	-	2,560	-	2,560
880018	SAFAC-Natl Student Employ Wk	Admin	-	-	5,000	-	5,000
880019	SAFAC-Wild West at the Park	McKinney	-	-	5,000	-	5,000
880020	SAFAC-Open Doors Open Minds	Admin	-	-	8,000	-	8,000
880021	SAFAC-Military Ball	Admin	-	-	14,366	-	14,366
880022	SAFAC-Dignity Initiative	Admin	-	-	19,000	-	19,000
880023	SAFAC-African American Hist Month	Admin	-	-	20,000	-	20,000
880024	SAFAC-Gamma Alpha Epsilon	Admin	-	-	36,681	-	36,681
880025	SAFAC-Respiratory Care Club	McKinney	-	-	15,000	-	15,000
880026	SAFAC-TX Ctr for Working Class	Admin	-	-	5,525	-	5,525
880027	SAFAC-Intramurals	Admin	-	-	46,000	-	46,000
880028	SAFAC-Health & Safety Fair	Admin	-	-	4,890	-	4,890
880029	SAFAC-Holocaust Remembrance Day-Frisco	Frisco	-	-	4,236	-	4,236
880030	SAFAC-Gov't Department-McKinney	McKinney	-	-	25,000	-	25,000
880033	SAFAC-Veterans Week-McKinney	McKinney	-	-	7,050	-	7,050
880034	SAFAC-Veterans Week-Plano Tech Wylie	Admin	-	-	5,764	-	5,764
880035	SAFAC-Presidential Debates	Admin	-	-	1,000	-	1,000

**Collin County Community College District
Leadership Unit Expense Detail
VP Student & Enrollment Services
Fiscal Year Ending August 31, 2021**

Current Unrestricted Fund

Organization	Campus	Salaries	Benefits	Operating	Capital	Total
880036 SAFAC-Automotive Technology	Tech	-	-	2,000	-	2,000
880037 SAFAC-Collision Technology	Tech	-	-	2,000	-	2,000
880038 SAFAC-Book in Common	Admin	-	-	9,740	-	9,740
880039 SAFAC-Political Science Wylie	Wylie	-	-	2,000	-	2,000
880040 SAFAC-Architecture/Construction	Tech	-	-	10,350	-	10,350
880041 SAFAC-FLEXTech Apprenticeship Grant Program	Admin	-	-	500	-	500
880042 SAFAC-Multicultural Festival	Admin	-	-	2,000	-	2,000
880043 SAFAC-Quest Research Journal	Admin	-	-	9,376	-	9,376
880044 SAFAC-Student Employment Job Fair	Admin	-	-	5,000	-	5,000
880045 SAFAC-Mindfulness Committee	Admin	-	-	13,914	-	13,914
Total Current Unrestricted Fund		\$ 14,102,218	\$ 2,103,179	\$ 2,949,513	\$ 6,000	\$ 19,160,910

Auxiliary Fund

Organization	Campus	Salaries	Benefits	Operating	Capital	Total
840005 Athletics	Admin	\$ 66,952	\$ 16,222	\$ 61,030	\$ -	\$ 144,204
840010 Basketball - Men	Plano	61,020	8,246	185,118	-	254,384
840011 Basketball - Women	Plano	48,643	6,782	180,250	-	235,675
840020 Tennis	Plano	58,309	6,940	155,162	-	220,411
Total Auxiliary Fund		\$ 234,924	\$ 38,190	\$ 581,560	\$ -	\$ 854,674

Reserve for Supplemental Requests

Organization	Campus	Salaries	Benefits	Operating	Capital	Total
420405 Registration and Records	Admin	\$ 93,034	\$ -	\$ -	\$ -	\$ 93,034
420905 Call Center	Admin	35,353	-	-	-	35,353
Total Reserve for Supplemental Requests		\$ 128,387	\$ -	\$ -	\$ -	\$ 128,387

Grand Total

\$ 14,465,529	\$ 2,141,369	\$ 3,531,073	\$ 6,000	\$ 20,143,971
----------------------	---------------------	---------------------	-----------------	----------------------

Proposed

Collin County Community College District
Leadership Unit Expense Detail
VP Institutional Research
Fiscal Year Ending August 31, 2021

Current Unrestricted Fund

Organization	Campus	Salaries	Benefits	Operating	Capital	Total
401605 Institutional Research Office	Admin	\$ 805,777	\$ 123,463	\$ 379,436	\$ -	\$ 1,308,676
Total Current Unrestricted Fund		\$ 805,777	\$ 123,463	\$ 379,436	\$ -	\$ 1,308,676

Grand Total	\$ 805,777	\$ 123,463	\$ 379,436	\$ -	\$ 1,308,676
--------------------	-------------------	-------------------	-------------------	-------------	---------------------

Proposed

**Collin County Community College District
Leadership Unit Expense Detail
VP Academic Affairs
Fiscal Year Ending August 31, 2021**

Current Unrestricted Fund

Organization	Campus	Salaries	Benefits	Operating	Capital	Total
401205 Curriculum	Admin	\$ 253,628	\$ 39,046	\$ 15,750	\$ -	\$ 308,424
403205 QEP - SACS	Admin	79,138	9,877	57,800	-	146,815
403705 Academic Affairs	Admin	313,476	42,107	19,500	-	375,083
450007 Collin Higher Education Center	Admin	182,540	20,390	13,069	-	215,999
452007 Assoc Provost-Instruction	Admin	246,383	36,410	26,498	-	309,291
Total Current Unrestricted Fund		<u>\$ 1,075,165</u>	<u>\$ 147,830</u>	<u>\$ 132,617</u>	<u>\$ -</u>	<u>\$ 1,355,612</u>

Grand Total **\$ 1,075,165** **\$ 147,830** **\$ 132,617** **\$ -** **\$ 1,355,612**

Proposed

**Collin County Community College District
Leadership Unit Expense Detail
Senior VP Campus Operations
Fiscal Year Ending August 31, 2021**

Current Unrestricted Fund

Organization	Campus	Salaries	Benefits	Operating	Capital	Total
400605 COE/Faculty Development	Admin	\$ 170,969	\$ 11,313	\$ 341,662	\$ -	\$ 523,944
452105 SVP Campus Operations	Admin	358,866	44,898	104,500	-	508,264
452105 SVP Campus Operations - PT Faculty Salaries	Admin	24,991,639	-	-	-	24,991,639
Total Current Unrestricted Fund		<u>\$ 25,521,474</u>	<u>\$ 56,211</u>	<u>\$ 446,162</u>	<u>\$ -</u>	<u>\$ 26,023,847</u>

Stabilization and Startup Fund

Organization	Campus	Salaries	Benefits	Operating	Capital	Total
452105 SVP Campus Operations - Stabilization and Startup	Admin	\$ -	\$ -	\$ 500,000	\$ -	\$ 500,000
Total Stabilization and Startup Fund		<u>\$ -</u>	<u>\$ -</u>	<u>\$ 500,000</u>	<u>\$ -</u>	<u>\$ 500,000</u>

Grand Total		<u>\$ 25,521,474</u>	<u>\$ 56,211</u>	<u>\$ 946,162</u>	<u>\$ -</u>	<u>\$ 26,523,847</u>
--------------------	--	-----------------------------	-------------------------	--------------------------	--------------------	-----------------------------

Proposed

Collin County Community College District
Leadership Unit Expense Detail
VP/Provost, McKinney Campus
Fiscal Year Ending August 31, 2021

Current Unrestricted Fund

Organization	Campus	Salaries	Benefits	Operating	Capital	Total
450000 Office - Provost	McKinney	\$ 289,424	\$ 38,571	\$ 84,673	\$ -	\$ 412,668
450100 Instructional Office	McKinney	95,302	19,603	3,025	-	117,930
450200 Honors & CSCE	McKinney	7,500	-	11,015	-	18,515
450300 Academic Affairs Dean	McKinney	250,723	32,720	29,921	-	313,364
450400 Associate Dean	McKinney	106,339	15,808	3,350	-	125,497
450500 Associate Dean	McKinney	94,817	12,990	3,350	-	111,157
450600 Workforce Dean	McKinney	238,975	47,813	27,260	-	314,048
450700 Associate Dean	McKinney	99,241	13,353	3,350	-	115,944
451500 Library	McKinney	599,188	77,671	172,938	96,000	945,797
451700 Dean - Nursing	McKinney	332,491	59,207	24,825	-	416,523
451800 RN Nursing Admin	McKinney	105,445	15,156	3,875	-	124,476
451900 RN to BSN Nursing	McKinney	105,445	13,862	3,875	-	123,182
451901 HSA - Director	Plano ISD	90,056	17,269	7,875	-	115,200
452400 LVN Nursing	McKinney	88,502	13,626	3,500	-	105,628
470205 CE-Healthcare Administrative	McKinney	96,149	12,088	5,050	-	113,287
600200 Education	McKinney	48,887	8,658	1,100	-	58,645
600300 Kinesiology	McKinney	181,042	31,440	4,351	-	216,833
600600 Foreign Languages	McKinney	-	-	25	-	25
600700 Nutrition	McKinney	-	-	25	-	25
600800 English	McKinney	697,224	109,095	400	-	806,719
600900 Speech	McKinney	184,822	38,562	150	-	223,534
601000 Writing Center	McKinney	252,497	14,525	5,280	-	272,302
601100 Biology	McKinney	974,237	157,520	68,950	-	1,200,707
601200 Mathematics	McKinney	717,987	140,401	450	-	858,838
601300 Math Lab	McKinney	180,754	4,488	1,680	-	186,922
601400 Humanities	McKinney	126,055	19,477	250	-	145,782
601500 Integrated Reading/Writing	McKinney	52,261	8,365	25	-	60,651
601600 Developmental - Math	McKinney	291,640	51,549	200	-	343,389
601800 Philosophy	McKinney	73,415	13,852	50	-	87,317
601900 Chemistry	McKinney	302,863	47,354	26,060	-	376,277
602000 Geology	McKinney	94,341	20,427	7,770	-	122,538
602100 Physics	McKinney	102,580	20,407	7,355	-	130,342
602200 Psychology	McKinney	170,167	36,635	400	-	207,202
602500 Economics	McKinney	129,430	27,653	100	-	157,183
602700 History	McKinney	348,147	67,114	225	-	415,486
602800 Political Science	McKinney	280,361	52,172	200	-	332,733
602900 Sociology	McKinney	80,282	12,831	50	-	93,163
603000 Visual and Performing Arts	McKinney	-	-	118	-	118
603300 Art	McKinney	131,925	28,230	1,150	-	161,305
603400 Music	McKinney	144,202	29,351	400	-	173,953
604300 Accounting	McKinney	63,732	10,063	25	-	73,820
605300 Fire Protection Tech	McKinney	793,377	94,657	260,000	-	1,148,034
605400 RN Nursing	McKinney	1,936,529	253,621	300,625	-	2,490,775
605500 Simulation Lab	McKinney	486,406	44,787	183,592	-	714,785
605600 Respiratory Therapy	McKinney	421,975	54,464	55,560	-	531,999
605700 Polysomnography	McKinney	167,224	20,574	26,625	-	214,423
605800 Diagnostic Medical Sonography	McKinney	271,410	41,012	20,740	-	333,162
606010 Physical Therapy Assistant	Tech	85,091	14,122	21,250	-	120,463
606200 Dental Hygiene	McKinney	467,792	69,642	65,870	-	603,304
606300 Emergency Medical Tech	McKinney	830,414	101,063	107,270	-	1,038,747
606400 Health Professions	McKinney	686,298	126,110	62,068	-	874,476
606510 Pharmacy Tech	Tech	76,609	11,497	27,750	-	115,856
606800 Health Information Management	McKinney	199,129	33,027	14,943	-	247,099
607400 Environmental Tech	McKinney	48,482	6,694	3,990	-	59,166
607900 Surgical Tech - Central Sterile	McKinney	367,653	57,736	33,899	10,400	469,688
609200 RN-to-BSN Nursing	McKinney	72,673	9,868	9,000	-	91,541
609310 LVN Nursing	Tech	116,667	21,949	8,500	-	147,116
609312 LVN Nursing	Wylie	46,667	8,780	8,500	-	63,947
610400 Surgical Assisting	McKinney	168,092	26,584	-	-	194,676
650205 CE Law Enforcement	McKinney	701,536	91,809	176,011	-	969,356
650405 CE - Emergency Med Services	McKinney	-	-	180	-	180
650505 CE - Healthcare	McKinney	172,056	29,551	312,250	-	513,857
650705 CE - Fire Protection	McKinney	120,000	1,740	27,381	-	149,121
650805 CE-Dental Assisting	McKinney	63,605	10,432	14,700	-	88,737
XXXXX7 Makerspace	McKinney	58,117	7,265	21,500	-	86,882
Total Current Unrestricted Fund		\$ 16,586,250	\$ 2,476,890	\$ 2,276,875	\$ 106,400	\$ 21,446,415

**Collin County Community College District
Leadership Unit Expense Detail
VP/Provost, McKinney Campus
Fiscal Year Ending August 31, 2021**

Stabilization and Startup Fund

Organization	Campus	Salaries	Benefits	Operating	Capital	Total
450000 Office - Provost	Farmersville	\$ 1,702,905	\$ 429,576	\$ 817,000	\$ -	\$ 2,949,481
Total Stabilization and Startup Fund		\$ 1,702,905	\$ 429,576	\$ 817,000	\$ -	\$ 2,949,481

Reserve for Supplemental Requests

Organization	Campus	Salaries	Benefits	Operating	Capital	Total
605300 Fire Protection Tech	McKinney	\$ -	\$ -	\$ 38,000	\$ 51,000	\$ 89,000
605800 Diagnostic Medical Sonography	McKinney	-	-	4,350	-	4,350
606200 Dental Hygiene	McKinney	-	-	2,900	-	2,900
606400 Health Professions	McKinney	18,000	-	-	-	18,000
650205 CE Law Enforcement	McKinney	-	-	18,500	-	18,500
XXXXXX Science Den	McKinney	17,262	-	-	-	17,262
XXXXXX Surgical Asst	McKinney	5,000	-	24,750	-	29,750
XXXXXX Activity Care	McKinney	-	-	10,700	-	10,700
XXXXXX Medical Assisting	McKinney	-	-	24,000	-	24,000
XXXXXX CPR	McKinney	-	-	7,800	-	7,800
Total Reserve for Supplemental Requests		\$ 40,262	\$ -	\$ 131,000	\$ 51,000	\$ 222,262

Grand Total		\$ 18,329,417	\$ 2,906,466	\$ 3,224,875	\$ 157,400	\$ 24,618,158
--------------------	--	----------------------	---------------------	---------------------	-------------------	----------------------

Proposed

Collin County Community College District
Leadership Unit Expense Detail
VP/Provost, Plano Campus
Fiscal Year Ending August 31, 2021

Current Unrestricted Fund

Organization	Campus	Salaries	Benefits	Operating	Capital	Total
450002 Office - Provost	Plano	\$ 449,650	\$ 61,684	\$ 185,502	\$ -	\$ 696,836
450102 Instructional Office	Plano	125,972	21,295	15,320	-	162,587
450202 Honors & CSCE	Plano	20,683	-	28,000	-	48,683
450302 Academic Affairs Dean	Plano	488,207	76,919	72,463	-	637,589
450402 Associate Dean	Plano	97,793	15,811	4,300	-	117,904
450502 Associate Dean	Plano	99,241	10,375	4,300	-	113,916
450602 Workforce Dean	Plano	352,565	61,193	69,057	-	482,815
450702 Associate Dean	Plano	106,211	15,552	3,750	-	125,513
450802 Associate Dean	Plano	99,241	18,022	3,750	-	121,013
450902 Associate Dean	Plano	106,823	10,769	3,772	-	121,364
451002 Academic Affairs Dean	Plano	230,058	35,961	75,255	-	341,274
451102 Associate Dean	Plano	96,518	15,927	4,100	-	116,545
451202 Associate Dean	Plano	103,211	18,348	4,100	-	125,659
451402 Collegiate Academies	Plano	93,403	7,661	3,500	-	104,564
451502 Library	Plano	982,080	141,085	375,500	172,000	1,670,665
451505 Library Technical Services	Plano	260,074	44,808	107,284	-	412,166
451602 Associate Dean	Plano	103,211	13,797	4,100	-	121,108
405002 Wellness	Admin	36,788	374	1,500	-	38,662
600002 Communications	Plano	84,771	12,167	1,900	-	98,838
600202 Education	Plano	134,636	21,513	3,150	-	159,299
600206 Education	Frisco	86,802	13,377	300	-	100,479
600302 Kinesiology	Plano	229,128	40,150	23,999	-	293,277
600602 Foreign Languages	Plano	244,957	43,943	2,620	-	291,520
600702 Nutrition	Plano	96,366	16,161	1,500	-	114,027
600802 English	Plano	1,960,191	330,413	23,300	-	2,313,904
600902 Speech	Plano	371,747	57,951	3,300	-	432,998
601002 Writing Center	Plano	379,699	18,623	35,330	-	433,652
601102 Biology	Plano	1,343,445	203,293	155,957	-	1,702,695
601202 Mathematics	Plano	1,566,827	267,893	17,361	-	1,852,081
601302 Math Lab	Plano	528,823	33,312	1,500	-	563,635
601402 Humanities	Plano	242,925	37,925	1,850	-	282,700
601502 Integrated Reading/Writing	Plano	221,793	41,854	2,700	-	266,347
601602 Developmental - Math	Plano	265,473	50,039	3,500	-	319,012
601702 Developmental - ESL	Plano	252,605	44,159	5,700	-	302,464
601802 Philosophy	Plano	133,867	24,084	1,750	-	159,701
601902 Chemistry	Plano	385,455	52,059	51,225	-	488,739
602002 Geology	Plano	189,197	27,330	7,406	5,344	229,277
602102 Physics	Plano	324,052	55,856	21,800	-	401,708
602202 Psychology	Plano	414,207	70,489	5,100	-	489,796
602402 Anthropology	Plano	74,780	15,117	2,027	-	91,924
602502 Economics	Plano	361,089	62,738	2,620	-	426,447
602702 History	Plano	973,607	165,405	10,168	-	1,149,180
602802 Political Science	Plano	708,748	122,368	9,551	-	840,667
602902 Sociology	Plano	179,275	27,698	2,990	-	209,963
603002 Visual and Performing Arts	Plano	186,852	26,564	31,310	-	244,726
603102 Theater	Plano	524,051	86,516	97,100	4,000	711,667
603106 Theater	Frisco	10,410	1,481	200	-	12,091
603202 Photography	Plano	254,973	42,573	30,750	-	328,296
603302 Art	Plano	754,788	104,418	82,512	15,500	957,218
603402 Music	Plano	528,831	87,565	46,662	-	663,058
603502 Audio Engineering	Plano	296,573	47,358	13,442	3,500	360,873
603506 Audio Engineering	Frisco	25,929	4,478	6,550	4,000	40,957
603602 American Sign Language	Plano	157,231	14,249	1,050	-	172,530
603702 Child Development-Lab	Plano	409,836	75,081	71,529	-	556,446
603800 Child Development	McKinney	-	-	500	-	500
603802 Child Development	Plano	242,471	36,915	11,950	-	291,336
603806 Child Development	Frisco	-	-	1,700	-	1,700
604202 Business Administration	Plano	162,099	24,220	702	-	187,021
604302 Accounting	Plano	240,570	35,607	2,560	-	278,737
604303 Accounting	Online	2,588	38	-	-	2,626
605100 Communication Design	McKinney	300	3	-	-	303
605102 Communication Design	Plano	493,532	78,904	36,450	-	608,886
605106 Communication Design	Frisco	-	-	100	-	100
606902 Interpreter Education Program	Plano	65,686	8,251	1,600	-	75,537
607102 Biotechnology	Plano	101,456	14,584	62,031	-	178,071
607402 Environmental Tech	Plano	188,547	29,904	11,484	-	229,935

**Collin County Community College District
Leadership Unit Expense Detail
VP/Provost, Plano Campus
Fiscal Year Ending August 31, 2021**

Current Unrestricted Fund

Organization	Campus	Salaries	Benefits	Operating	Capital	Total
XXXXXX8 Makerspace	Plano	47,145	7,124	39,050	-	93,319
Total Current Unrestricted Fund		\$ 20,300,062	\$ 3,151,331	\$ 1,913,389	\$ 204,344	\$ 25,569,126

Reserve for Supplemental Requests

Organization	Campus	Salaries	Benefits	Operating	Capital	Total
XXXXXX Collin Virtual Campus	Plano	\$ 121,560	\$ -	\$ 27,500	\$ -	\$ 149,060
Total Reserve for Supplemental Requests		\$ 121,560	\$ -	\$ 27,500	\$ -	\$ 149,060

Grand Total		\$ 20,421,622	\$ 3,151,331	\$ 1,940,889	\$ 204,344	\$ 25,718,186
--------------------	--	----------------------	---------------------	---------------------	-------------------	----------------------

Proposed

**Collin County Community College District
Leadership Unit Expense Detail
VP/Provost, Frisco Campus
Fiscal Year Ending August 31, 2021**

Current Unrestricted Fund

Organization	Campus	Salaries	Benefits	Operating	Capital	Total
450006 Office - Provost	Frisco	\$ 290,234	\$ 45,703	\$ 113,963	\$ -	\$ 449,900
450106 Instructional Office	Frisco	156,633	32,253	7,612	-	196,498
450206 Honors & CSCE	Frisco	44,734	9,753	22,267	-	76,754
450306 Academic Affairs Dean	Frisco	263,536	43,615	25,400	-	332,551
450406 Associate Dean	Frisco	111,097	7,223	3,800	-	122,120
450506 Associate Dean	Frisco	106,823	15,847	3,800	-	126,470
450606 Workforce Dean	Frisco	376,108	62,991	28,633	-	467,732
450706 Associate Dean	Frisco	111,097	17,643	3,800	-	132,540
450806 Associate Dean	Frisco	94,279	12,686	4,000	-	110,965
450906 Associate Dean	Frisco	111,211	14,694	4,000	-	129,905
451006 Associate Dean	Frisco	103,211	15,552	3,800	-	122,563
451106 Collegiate Academies	Frisco	85,038	14,306	3,500	-	102,844
451506 Library	Frisco	698,006	118,774	234,660	94,093	1,145,533
451805 Weekend College	Admin	241,719	28,988	9,200	-	279,907
452806 Cybersecurity Admin	Frisco	88,501	13,778	4,400	-	106,679
600102 Computer Science	Plano	175,710	24,059	2,900	-	202,669
600103 Computer Science	Online	157,594	27,937	1,000	-	186,531
600106 Computer Science	Frisco	28,680	4,552	2,450	-	35,682
600112 Computer Science	Wylie	22,411	3,642	300	-	26,353
600306 Kinesiology	Frisco	104,951	22,172	4,150	-	131,273
600506 Computer Maintenance	Frisco	17,604	3,059	-	-	20,663
600606 Foreign Languages	Frisco	118,591	19,088	300	-	137,979
600706 Nutrition	Frisco	88,985	13,929	300	-	103,214
600806 English	Frisco	1,132,193	197,532	7,000	-	1,336,725
600906 Speech	Frisco	214,810	34,135	350	-	249,295
601006 Writing Center	Frisco	173,315	6,218	4,890	-	184,423
601106 Biology	Frisco	1,104,846	180,466	91,100	-	1,376,412
601206 Mathematics	Frisco	995,263	177,580	4,000	-	1,176,843
601306 Math Lab	Frisco	257,334	23,992	3,850	-	285,176
601406 Humanities	Frisco	164,288	25,646	925	-	190,859
601506 Integrated Reading/Writing	Frisco	148,786	25,035	950	-	174,771
601606 Developmental - Math	Frisco	263,715	46,671	2,900	-	313,286
601806 Philosophy	Frisco	77,098	12,829	250	-	90,177
601906 Chemistry	Frisco	313,800	53,546	27,565	-	394,911
602006 Geology	Frisco	175,494	25,641	5,500	-	206,635
602106 Physics	Frisco	226,348	40,518	17,490	-	284,356
602206 Psychology	Frisco	257,095	43,251	1,225	-	301,571
602300 Criminal Justice	McKinney	44,391	3,518	1,525	-	49,434
602302 Criminal Justice	Plano	41,424	7,363	1,100	-	49,887
602303 Criminal Justice	Online	75,594	9,035	-	-	84,629
602306 Criminal Justice	Frisco	54,174	4,157	1,400	-	59,731
602406 Anthropology	Frisco	-	-	50	-	50
602506 Economics	Frisco	257,849	46,378	1,250	-	305,477
602606 Geography	Frisco	-	-	150	-	150
602706 History	Frisco	698,395	116,267	2,500	-	817,162
602806 Political Science	Frisco	556,708	90,713	53,447	-	700,868
602906 Sociology	Frisco	149,278	29,806	375	-	179,459
603006 Visual and Performing Arts	Frisco	70,085	12,508	3,977	-	86,570
603206 Photography	Frisco	2,000	-	5,924	-	7,924
603306 Art	Frisco	212,977	33,606	14,441	-	261,024
603406 Music	Frisco	138,453	27,393	2,400	-	168,246
603903 Real Estate	Online	79,126	16,321	-	-	95,447
603906 Real Estate	Frisco	38,138	6,797	2,050	-	46,985
604006 Culinary Arts	Frisco	325,344	67,441	175,550	4,000	572,335
604103 Hospitality	Online	27,059	5,362	-	-	32,421
604106 Hospitality	Frisco	84,109	16,970	3,300	-	104,379
604112 Hospitality	Wylie	-	-	300	-	300
604206 Business Administration	Frisco	87,552	17,194	215	-	104,961
604306 Accounting	Frisco	66,749	10,363	500	-	77,612
604502 Marketing	Plano	25,307	2,595	900	-	28,802
604503 Marketing	Online	92,602	13,492	-	-	106,094
604602 Office Systems Tech	Plano	6,220	846	500	-	7,566
604603 Office Systems Tech	Online	59,476	7,605	-	-	67,081
604702 Legal Assistant	Plano	36,708	5,619	420	-	42,747
604703 Legal Assistant	Online	72,903	13,529	-	-	86,432
604706 Legal Assistant	Frisco	25,218	4,747	2,200	-	32,165
604802 E Business	Plano	19,395	3,926	-	-	23,321

**Collin County Community College District
Leadership Unit Expense Detail
VP/Provost, Frisco Campus
Fiscal Year Ending August 31, 2021**

Current Unrestricted Fund

Organization	Campus	Salaries	Benefits	Operating	Capital	Total
604803 E Business	Online	126,583	24,660	-	-	151,243
604806 E Business	Frisco	36,212	5,736	700	-	42,648
604902 Computer Network Tech	Plano	56,554	10,166	-	-	66,720
604903 Computer Network Tech	Online	83,442	14,374	-	-	97,816
604906 Computer Network Tech	Frisco	161,863	28,799	25,350	-	216,012
604912 Computer Network Tech	Wylie	47,525	8,523	-	-	56,048
605002 Information Tech Cisco	Plano	6,500	-	700	-	7,200
605006 Info Tech Cisco CCNA	Frisco	220,429	33,106	2,600	-	256,135
605012 Info Tech Cisco CCNA	Wylie	51,025	8,523	300	-	59,848
607306 Convergence Technology	Frisco	6,600	-	1,300	-	7,900
607406 Environmental Tech	Frisco	201,176	36,562	4,000	-	241,738
607502 Computer Information System	Plano	17,533	1,434	250	-	19,217
607503 Computer Information System	Online	184,042	32,567	-	-	216,609
607506 Computer Information System	Frisco	63,567	10,884	3,350	-	77,801
607600 Management Development	McKinney	46,070	4,380	300	-	50,750
607602 Management Development	Plano	50,587	9,104	300	-	59,991
607603 Management Development	Online	64,421	11,715	-	-	76,136
607606 Management Development	Frisco	43,639	5,653	2,275	-	51,567
608006 Supply Chain Mgmt	Frisco	53,550	11,609	2,250	-	67,409
609703 Cybersecurity	Online	35,879	7,777	-	-	43,656
609706 Cybersecurity	Frisco	58,014	11,410	53,990	-	123,414
609806 Cybersecurity - BAT	Frisco	231,243	45,586	3,000	-	279,829
609902 Insurance Management	Plano	41,237	6,707	2,450	-	50,394
610006 Sports & Recreation	Frisco	68,500	9,440	2,400	-	80,340
610106 Geospatial Information Systems	Frisco	-	-	1,200	-	1,200
610602 Banking and Finance	Plano	31,448	6,249	925	-	38,622
610606 Banking and Finance	Frisco	31,448	6,249	925	-	38,622
XXXXX2 Cloud Computing	Frisco	40,000	10,319	-	-	50,319
XXXXX6 Makerspace	Frisco	52,449	9,540	28,000	-	89,989
Total Current Unrestricted Fund		\$ 14,559,908	\$ 2,409,927	\$ 1,063,269	\$ 98,093	\$ 18,131,197

Stabilization and Startup Fund

Organization	Campus	Salaries	Benefits	Operating	Capital	Total
450006 Office - Provost	Celina	\$ 1,260,129	\$ 368,891	\$ 831,000	\$ -	\$ 2,460,020
Total Stabilization and Startup Fund		\$ 1,260,129	\$ 368,891	\$ 831,000	\$ -	\$ 2,460,020

Reserve for Supplemental Requests

Organization	Campus	Salaries	Benefits	Operating	Capital	Total
601006 Writing Center	Frisco	\$ 17,626	\$ -	\$ -	\$ -	\$ 17,626
Total Reserve for Supplemental Requests		\$ 17,626	\$ -	\$ -	\$ -	\$ 17,626

Grand Total		\$ 15,837,663	\$ 2,778,818	\$ 1,894,269	\$ 98,093	\$ 20,608,843
--------------------	--	----------------------	---------------------	---------------------	------------------	----------------------

**Collin County Community College District
Leadership Unit Expense Detail
VP/Provost, Technical Campus & Courtyard Center
Fiscal Year Ending August 31, 2021**

Current Unrestricted Fund

Organization	Campus	Salaries	Benefits	Operating	Capital	Total
401005 Grants Management	Admin	\$ 326,166	\$ 60,073	\$ 1,032,100	\$ -	\$ 1,418,339
440105 CE-Srs Active in Learning (SAIL)	CYC	42,819	-	16,040	-	58,859
450010 Office - Provost	Tech	287,915	44,517	116,400	-	448,832
450110 Instructional Office	Tech	39,956	9,756	9,450	-	59,162
450310 Academic Affairs Dean	Tech	217,811	41,501	30,750	-	290,062
450410 Associate Dean	Tech	93,184	15,374	2,850	-	111,408
450610 Workforce Dean	Tech	370,645	61,177	198,750	-	630,572
450810 HVAC/Welding Admin	Tech	105,306	17,080	14,700	-	137,086
450910 Construction Admin	Tech	124,747	26,575	14,700	-	166,022
451010 Auto & Collision Admin	Tech	118,772	24,214	14,700	-	157,686
451110 EET/Biomedical Admin	Tech	99,919	14,145	14,700	-	128,764
451510 Library	Tech	237,160	29,553	147,800	12,000	426,513
470005 Corporate College Admin	CYC	375,168	59,276	7,500	-	441,944
470105 Workforce & Economic Devt	CYC	440,159	75,907	20,700	-	536,766
470305 Workforce - Skills Grant	CYC	63,744	13,240	6,750	-	83,734
470405 Continuing Education Admin	CYC	275,326	28,023	122,100	-	425,449
600402 Engineering/Eng Field of Study	Plano	13,996	2,373	1,700	-	18,069
600406 Engineering/Eng Field of Study	Frisco	37,088	6,289	1,700	-	45,077
600410 Engineering/Eng Field of Study	Tech	121,596	20,874	14,050	-	156,520
600412 Engineering/Eng Field of Study	Wylie	-	-	7,700	-	7,700
600810 English	Tech	210,601	32,681	1,500	-	244,782
600910 Speech	Tech	52,275	11,487	350	-	64,112
601010 Writing Center/Math Lab/ CAA	Tech	129,880	12,219	6,675	-	148,774
601110 Biology	Tech	59,522	11,402	83,000	-	153,924
601210 Mathematics	Tech	71,548	13,605	500	-	85,653
602010 Geology	Tech	-	-	3,325	-	3,325
602110 Physics	Tech	-	-	3,065	-	3,065
602210 Psychology	Tech	53,550	11,609	500	-	65,659
602510 Economics	Tech	67,470	10,749	300	-	78,519
602710 History	Tech	145,124	24,217	670	-	170,011
602810 Political Science	Tech	71,709	11,096	450	-	83,255
607210 Electronic Engineering Tech	Tech	104,033	16,969	22,700	-	143,702
607710 CADD	Tech	136,181	22,845	32,200	-	191,226
607806 Interior / Comm Design	Frisco	81,900	22,312	5,300	-	109,512
608110 HVAC	Tech	227,574	36,530	102,700	-	366,804
608210 Construction Management	Tech	240,688	41,521	86,950	-	369,159
608410 Welding Technology	Tech	329,459	58,325	400,450	-	788,234
608510 Biomedical Equipment Technology	Tech	91,400	14,301	20,200	-	125,901
608610 Electrical	Tech	91,400	14,301	35,200	-	140,901
608710 Plumbing	Tech	91,400	14,301	35,200	-	140,901
608810 Facilities Management	Tech	91,400	12,996	30,200	-	134,596
608910 Carpentry	Tech	91,400	17,671	35,200	-	144,271
609010 Automotive Technology	Tech	392,574	77,151	299,200	-	768,925
609110 Collision Technology	Tech	233,198	31,759	227,100	-	492,057
609510 Industrial Automation	Tech	63,050	11,609	45,200	-	119,859
609610 Construction Safety/Lab	Tech	251,119	46,234	25,200	-	322,553
650105 Corporate College	CYC	5,136	-	271,050	-	276,186
650305 Workforce - Skills Grant	CYC	4,500	-	390,700	-	395,200
650905 CE-Community & Prof Dev	CYC	380,020	-	27,000	-	407,020
651005 CE-Training Partners	CYC	11,800	-	455,366	-	467,166
651105 CE-Computers & Workforce	CYC	375,276	-	13,000	-	388,276
XXXXX5 Welding Art	Tech	3,500	-	61,950	-	65,450
Total Current Unrestricted Fund		\$ 7,550,164	\$ 1,127,837	\$ 4,517,541	\$ 12,000	\$ 13,207,542

Reserve for Supplemental Requests

Organization	Campus	Salaries	Benefits	Operating	Capital	Total
607202 Electronic Engineering Tech	Plano	\$ -	\$ -	\$ -	\$ 52,000	\$ 52,000
Total Reserve for Supplemental Requests		\$ -	\$ -	\$ -	\$ 52,000	\$ 52,000

Grand Total **\$ 7,550,164** **\$ 1,127,837** **\$ 4,517,541** **\$ 64,000** **\$ 13,259,542**

**Collin County Community College District
Leadership Unit Expense Detail
VP/Provost, Wylie Campus
Fiscal Year Ending August 31, 2021**

Current Unrestricted Fund

Organization	Campus	Salaries	Benefits	Operating	Capital	Total
450012 Office - Provost	Wylie	\$ 316,898	\$ 46,763	\$ 121,500	\$ -	\$ 485,161
420008 Rockwall Higher Ed Center	Rockwall ISD	78,025	10,770	92,617	-	181,412
450112 Instructional Office	Wylie	84,087	18,811	6,450	-	109,348
450212 Honors & CSCE	Wylie	19,780	-	19,500	-	39,280
450312 Academic Affairs Work Force Dean	Wylie	310,891	63,462	54,250	-	428,603
450412 Associate Dean	Wylie	111,097	15,770	6,200	-	133,067
451512 Library	Wylie	519,103	75,821	141,650	110,000	846,574
452212 Vet Tech Admin	Wylie	156,254	22,896	11,200	-	190,350
452312 Agriculture Admin	Wylie	86,260	9,688	7,000	-	102,948
600212 Education	Wylie	28,847	6,002	4,050	-	38,899
600312 Kinesiology	Wylie	-	-	6,250	-	6,250
600612 Foreign Languages	Wylie	-	-	700	-	700
600812 English	Wylie	295,925	47,150	4,450	-	347,525
600912 Speech	Wylie	62,895	12,495	1,850	-	77,240
601012 Writing Center/Math Lab/ CAA	Wylie	389,057	22,179	16,300	1,000	428,536
601112 Biology	Wylie	227,061	33,842	83,000	-	343,903
601212 Mathematics	Wylie	133,988	22,005	4,350	-	160,343
601412 Humanities	Wylie	61,248	12,340	750	-	74,338
601512 Integrated Reading/Writing	Wylie	53,295	11,583	1,300	-	66,178
601612 Developmental - Math	Wylie	54,105	3,141	4,350	-	61,596
601812 Philosophy	Wylie	-	-	600	-	600
601912 Chemistry	Wylie	115,457	23,326	55,300	-	194,083
602012 Geology	Wylie	33,662	9,281	8,450	-	51,393
602112 Physics	Wylie	86,600	6,063	9,250	-	101,913
602212 Psychology	Wylie	66,312	11,516	4,250	-	82,078
602512 Economics	Wylie	133,412	31,349	1,200	-	165,961
602712 History	Wylie	125,082	15,472	6,800	-	147,354
602808 Political Science	Rockwall ISD	-	-	200	-	200
602812 Political Science	Wylie	148,707	26,083	8,300	-	183,090
602912 Sociology	Wylie	87,471	18,195	1,400	-	107,066
603312 Art	Wylie	92,220	12,443	48,400	12,000	165,063
603412 Music	Wylie	71,062	10,632	31,800	-	113,494
603812 Child Development	Wylie	28,847	6,002	-	-	34,849
604212 Business Administration	Wylie	69,977	14,661	450	-	85,088
604312 Accounting	Wylie	-	-	1,800	-	1,800
607412 Environmental Tech	Wylie	-	-	7,900	-	7,900
610212 Agriculture	Wylie	35,000	9,845	30,000	-	74,845
610312 Vet Tech	Wylie	104,745	22,538	53,250	-	180,533
650605 CE-Veterinary Assistant	McKinney	-	-	8,450	-	8,450
Total Current Unrestricted Fund		\$ 4,187,370	\$ 652,124	\$ 865,517	\$ 123,000	\$ 5,828,011

**Collin County Community College District
 Leadership Unit Expense Detail
 VP Advancement
 Fiscal Year Ending August 31, 2021**

Current Unrestricted Fund

Organization	Campus	Salaries	Benefits	Operating	Capital	Total
403005 Development Office	Admin	\$ 402,673	\$ 60,452	\$ 106,589	\$ -	\$ 569,714
Total Current Unrestricted Fund		<u>\$ 402,673</u>	<u>\$ 60,452</u>	<u>\$ 106,589</u>	<u>\$ -</u>	<u>\$ 569,714</u>

Grand Total		<u>\$ 402,673</u>	<u>\$ 60,452</u>	<u>\$ 106,589</u>	<u>\$ -</u>	<u>\$ 569,714</u>
--------------------	--	--------------------------	-------------------------	--------------------------	--------------------	--------------------------

Proposed

Collin County Community College District
Leadership Unit Expense Detail
VP External Relations
Fiscal Year Ending August 31, 2021

Current Unrestricted Fund

Organization	Campus	Salaries	Benefits	Operating	Capital	Total
402905 Public Relations	Admin	\$ 1,122,140	\$ 180,633	\$ 1,980,430	\$ -	\$ 3,283,203
Total Current Unrestricted Fund		\$ 1,122,140	\$ 180,633	\$ 1,980,430	\$ -	\$ 3,283,203

Reserve for Supplemental Requests

Organization	Campus	Salaries	Benefits	Operating	Capital	Total
402905 Public Relations	Admin	\$ -	\$ -	\$ 50,000	\$ -	\$ 50,000
Total Reserve for Supplemental Requests		\$ -	\$ -	\$ 50,000	\$ -	\$ 50,000

Grand Total		\$ 1,122,140	\$ 180,633	\$ 2,030,430	\$ -	\$ 3,333,203
--------------------	--	---------------------	-------------------	---------------------	-------------	---------------------

Proposed

**Collin County Community College District
Leadership Unit Expense Detail
Chief Financial Officer
Fiscal Year Ending August 31, 2021**

Current Unrestricted Fund

Organization	Campus	Salaries	Benefits	Operating	Capital	Total
402105 Chief Financial Officer	Admin	\$ 284,359	\$ 35,255	\$ 3,131,464	\$ 22,500	\$ 3,473,578
402105 Chief Financial Officer - Salary Reserves	Admin	2,000,000	-	-	-	2,000,000
402205 General College	Admin	-	1,402,000	1,776,088	-	3,178,088
402305 Tax Assessing and Collections	Admin	-	-	2,670,292	-	2,670,292
402505 Financial Services	Admin	3,232,672	550,059	822,552	-	4,605,283
402705 Purchasing	Admin	784,833	134,468	244,850	-	1,164,151
404205 Workday	Admin	-	-	-	4,383,000	4,383,000
Total Current Unrestricted Fund		\$ 6,301,864	\$ 2,121,782	\$ 8,645,246	\$ 4,405,500	\$ 21,474,392

Scholarship Allowances

Organization	Campus	Salaries	Benefits	Operating	Capital	Total
402205 General College	Admin	\$ -	\$ -	\$ (8,000,000)	\$ -	\$ (8,000,000)
Total Scholarship Allowances		\$ -	\$ -	\$ (8,000,000)	\$ -	\$ (8,000,000)

Auxiliary Fund

Organization	Campus	Salaries	Benefits	Operating	Capital	Total
811000 Auxiliary Services Administration	Admin	\$ 160,255	\$ 33,977	\$ 289,500	\$ -	\$ 483,732
811001 General Auxiliary	Admin	2,500	-	-	-	2,500
812205 Printshop	Admin	51,464	13,976	57,600	-	123,040
813002 SCC Food Service	Plano	239,894	45,587	792,293	-	1,077,774
813006 PRC Food Service	Frisco	85,221	26,013	104,300	-	215,534
813007 Catering Services	Admin	41,278	10,037	162,200	-	213,515
813010 CPC Starbucks	McKinney	50,038	12,600	43,280	-	105,918
814010 Tech Campus Food Service	Tech	56,956	14,334	105,450	-	176,740
814012 Wylie Food Service	Wylie	118,017	29,967	306,700	-	454,684
822005 Facilities Rental	Admin	173,666	48,565	6,150	-	228,381
890002 Refund Petition	Admin	-	-	39,000	-	39,000
895004 Board / President Scholarships	Admin	-	-	132,500	-	132,500
Total Auxiliary Fund		\$ 979,289	\$ 235,056	\$ 2,038,973	\$ -	\$ 3,253,318

Reserve for Supplemental Requests

Organization	Campus	Salaries	Benefits	Operating	Capital	Total
402505 Financial Services	Admin	\$ 30,000	\$ -	\$ 165,000	\$ -	\$ 195,000
402705 Purchasing	Admin	-	-	23,113	-	23,113
Total Reserve for Supplemental Requests		\$ 30,000	\$ -	\$ 188,113	\$ -	\$ 218,113

Restricted Funds

Organization	Campus	Salaries	Benefits	Operating	Capital	Total
700000 Grants and Contracts	Admin	\$ 2,110,807	\$ 504,017	\$ 33,557,609	\$ 442,520	\$ 36,614,953
262010 State Allocation - On-behalf Benefits	Admin	-	8,984,595	-	-	8,984,595
940100 GO Debt Service	Admin	-	-	35,165,533	-	35,165,533
Total Restricted Funds		\$ 2,110,807	\$ 9,488,612	\$ 68,723,142	\$ 442,520	\$ 80,765,081

Transfers

Organization	Campus	Salaries	Benefits	Operating	Capital	Total
291000 Transfer out - Unrestricted to Stabilization and Startup Fund	Admin	\$ -	\$ -	\$ 25,000,000	\$ -	\$ 25,000,000
291000 Transfer out - Unrestricted (SAFAC) to Auxiliary Fund	Admin	-	-	250,000	-	250,000
291000 Transfer out - Unrestricted to Grant Fund - Matching	Admin	-	-	118,706	-	118,706
291000 Transfer out - Unrestricted Debt Service Fund	Admin	-	-	26,157,990	-	26,157,990
291000 Transfer out - Stabilization and Startup to Debt Service Fund	Admin	-	-	9,960,545	-	9,960,545
Total Transfers		\$ -	\$ -	\$ 61,487,241	\$ -	\$ 61,487,241

Other Adjustments

Organization	Campus	Salaries	Benefits	Operating	Capital	Total
402205 General College - Depreciation	Admin	\$ -	\$ -	\$ 16,630,452	\$ -	\$ 16,630,452
940100 Bond Principal - General Obligation Bonds	Admin	-	-	-	(12,880,000)	(12,880,000)
- Capitalized Expenses - Operating	Admin	-	-	-	(5,011,337)	(5,011,337)
- Capitalized Expenses - Supplemental Requests	Admin	-	-	-	(1,621,093)	(1,621,093)

Collin County Community College District
 Leadership Unit Expense Detail
 Chief Financial Officer
 Fiscal Year Ending August 31, 2021

Other Adjustments

Organization	Campus	Salaries	Benefits	Operating	Capital	Total
- Capitalized Expenses - 2020 Limited Tax Bond Series	Admin	-	-	-	(133,128,987)	(133,128,987)
Total Other Adjustments		\$ -	\$ -	\$ 16,630,452	\$ (152,641,417)	\$ (136,010,965)
Grand Total		\$ 9,421,960	\$ 11,845,450	\$ 149,713,167	\$ (147,793,397)	\$ 23,187,180

Proposed

**Collin County Community College District
Leadership Unit Expense Detail
Chief of Staff
Fiscal Year Ending August 31, 2021**

Current Unrestricted Fund

Organization	Campus	Salaries	Benefits	Operating	Capital	Total
401505 Chief of Staff	Admin	\$ 296,430	\$ 41,280	\$ 177,004	\$ -	\$ 514,714
Total Current Unrestricted Fund		\$ 296,430	\$ 41,280	\$ 177,004	\$ -	\$ 514,714

Reserve for Supplemental Requests

Organization	Campus	Salaries	Benefits	Operating	Capital	Total
401505 Chief of Staff	Admin	\$ -	\$ -	\$ 205,000	\$ -	\$ 205,000
Total Reserve for Supplemental Requests		\$ -	\$ -	\$ 205,000	\$ -	\$ 205,000

Grand Total		\$ 296,430	\$ 41,280	\$ 382,004	\$ -	\$ 719,714
--------------------	--	-------------------	------------------	-------------------	-------------	-------------------

Proposed

**Collin County Community College District
 Leadership Unit Expense Detail
 Chief Human Resources Officer
 Fiscal Year Ending August 31, 2021**

Current Unrestricted Fund

Organization	Campus	Salaries	Benefits	Operating	Capital	Total
402005 Human Resources	Admin	\$ 1,927,441	\$ 518,962	\$ 477,133	\$ -	\$ 2,923,536
Total Current Unrestricted Fund		\$ 1,927,441	\$ 518,962	\$ 477,133	\$ -	\$ 2,923,536

Reserve for Supplemental Requests

Organization	Campus	Salaries	Benefits	Operating	Capital	Total
402005 Human Resources	Admin	\$ -	\$ -	\$ 25,500	\$ -	\$ 25,500
Total Reserve for Supplemental Requests		\$ -	\$ -	\$ 25,500	\$ -	\$ 25,500

Grand Total		\$ 1,927,441	\$ 518,962	\$ 502,633	\$ -	\$ 2,949,036
--------------------	--	---------------------	-------------------	-------------------	-------------	---------------------

Proposed

**Collin County Community College District
Leadership Unit Expense Detail
Chief Innovation Officer
Fiscal Year Ending August 31, 2021**

Current Unrestricted Fund

Organization	Campus	Salaries	Benefits	Operating	Capital	Total
401405 Tech Services Strategic Initiatives	Admin	\$ 767,905	\$ 121,530	\$ 136,495	\$ -	\$ 1,025,930
401705 Technology Services - CIO	Admin	230,286	32,251	591,019	-	853,556
401805 Tech Services - Software Support	Admin	1,600,672	243,015	119,150	-	1,962,837
401905 Chief Information Security Officer	Admin	1,078,092	174,520	3,149,427	-	4,402,039
403105 Chief Innovation Officer	Admin	265,645	28,054	57,000	-	350,699
403500 Campus Technology Services	McKinney	578,071	90,641	26,000	-	694,712
403502 Campus Technology Services	Plano	611,554	100,323	76,000	-	787,877
403504 Campus Technology Services	CYC	288,932	44,959	11,000	-	344,891
403505 Campus Technology Services	Admin	262,436	38,028	1,581,350	-	1,881,814
403506 Campus Technology Services	Frisco	480,762	73,439	51,000	-	605,201
403507 Campus Technology Services	CHEC	214,643	31,991	20,800	-	267,434
403510 Campus Technology Services	Tech	239,958	32,634	35,000	-	307,592
403512 Campus Technology Services	Wylie	150,572	13,571	35,000	-	199,143
403905 Tech Services Project Mgmt	Admin	110,900	15,539	13,500	-	139,939
450103 e-Learning Centers	Admin	1,257,277	198,296	66,932	-	1,522,505
Total Current Unrestricted Fund		\$ 8,137,705	\$ 1,238,791	\$ 5,969,673	\$ -	\$ 15,346,169

Reserve for Supplemental Requests

Organization	Campus	Salaries	Benefits	Operating	Capital	Total
401405 Tech Services Strategic Initiatives	Admin	\$ -	\$ -	\$ 58,300	\$ -	\$ 58,300
401705 Technology Services - CIO	Admin	-	-	135,000	-	135,000
401905 Chief Information Security Officer	Admin	-	-	613,943	270,000	883,943
403500 Campus Technology Services	McKinney	-	-	-	233,040	233,040
403502 Campus Technology Services	Plano	-	-	-	195,000	195,000
403504 Campus Technology Services	CYC	-	-	68,000	191,000	259,000
403506 Campus Technology Services	Frisco	-	-	5,000	350,000	355,000
403507 Campus Technology Services	CHEC	-	-	-	120,053	120,053
403508 Campus Technology Services	Rockwall ISD	-	-	18,000	-	18,000
450103 e-Learning Centers	Admin	88,501	-	150,500	-	239,001
Total Reserve for Supplemental Requests		\$ 88,501	\$ -	\$ 1,048,743	\$ 1,359,093	\$ 2,496,337

Grand Total		\$ 8,226,206	\$ 1,238,791	\$ 7,018,416	\$ 1,359,093	\$ 17,842,506
--------------------	--	---------------------	---------------------	---------------------	---------------------	----------------------

**Collin County Community College District
 Leadership Unit Expense Detail
 General Counsel
 Fiscal Year Ending August 31, 2021**

Current Unrestricted Fund

Organization	Campus	Salaries	Benefits	Operating	Capital	Total
403805 General Counsel	Admin	\$ 179,408	\$ 19,209	\$ 10,000	\$ -	\$ 208,617
Total Current Unrestricted Fund		<u>\$ 179,408</u>	<u>\$ 19,209</u>	<u>\$ 10,000</u>	<u>\$ -</u>	<u>\$ 208,617</u>

Grand Total		<u>\$ 179,408</u>	<u>\$ 19,209</u>	<u>\$ 10,000</u>	<u>\$ -</u>	<u>\$ 208,617</u>
--------------------	--	--------------------------	-------------------------	-------------------------	--------------------	--------------------------

Proposed

**Collin County Community College District
Leadership Unit Expense Detail
VP Facilities/Construction
Fiscal Year Ending August 31, 2021**

Current Unrestricted Fund

Organization	Campus	Salaries	Benefits	Operating	Capital	Total
402605 Mail Services	Admin	\$ 83,973	\$ 17,046	\$ 19,474	\$ -	\$ 120,493
460000 Physical Plant Support Svcs	McKinney	658,621	186,767	1,900,089	30,000	2,775,477
460002 Physical Plant Support Svcs	Plano	852,858	270,681	2,524,268	-	3,647,807
460004 Physical Plant Support Svcs	CYC	256,885	79,752	437,146	-	773,783
460005 Facilities Administration	Admin	304,295	50,215	4,207,705	-	4,562,215
460006 Physical Plant Support Svcs	Frisco	786,960	233,890	2,258,840	-	3,279,690
460007 Physical Plant Support Svcs	CHEC	212,775	65,458	632,337	-	910,570
460010 Physical Plant Support Svcs	Tech	495,707	161,703	2,172,582	-	2,829,992
460011 Physical Plant Support Svcs	McKinney	183,083	56,428	771,850	26,000	1,037,361
460012 Physical Plant Support Svcs	Wylie	552,246	178,563	1,884,800	-	2,615,609
460205 Grounds Maintenance	McKinney	441,985	145,840	1,096,557	-	1,684,382
460305 Facilities Operations	Admin	318,328	80,406	5,000	-	403,734
460505 Maintenance	Admin	176,260	61,557	3,000	-	240,817
Total Current Unrestricted Fund		\$ 5,323,976	\$ 1,588,306	\$ 17,913,648	\$ 56,000	\$ 24,881,930

Auxiliary Fund

Organization	Campus	Salaries	Benefits	Operating	Capital	Total
870405 Facilities - Student Housing	Plano	\$ 90,402	\$ 21,627	\$ 650,000	\$ -	\$ 762,029
Total Auxiliary Fund		\$ 90,402	\$ 21,627	\$ 650,000	\$ -	\$ 762,029


Reserve for Supplemental Requests

Organization	Campus	Salaries	Benefits	Operating	Capital	Total
402605 Mail Services	Admin	\$ -	\$ -	\$ 25,500	\$ -	\$ 25,500
460000 Physical Plant Support Svcs	McKinney	-	-	20,500	-	20,500
460002 Physical Plant Support Svcs	Plano	-	-	50,000	-	50,000
460004 Physical Plant Support Svcs	CYC	-	-	-	28,000	28,000
460005 Facilities Administration	Admin	39,456	-	-	-	39,456
460006 Physical Plant Support Svcs	Frisco	-	-	11,700	-	11,700
460011 Physical Plant Support Svcs	McKinney	-	-	24,000	-	24,000
460205 Grounds Maintenance	McKinney	40,000	-	39,000	75,000	154,000
460305 Facilities Operations	Admin	46,992	-	29,500	56,000	132,492
Total Reserve for Supplemental Requests		\$ 126,448	\$ -	\$ 200,200	\$ 159,000	\$ 485,648

Restricted Funds

Organization	Campus	Salaries	Benefits	Operating	Capital	Total
910102 2020 Limited Tax Bond Series	Admin	\$ -	\$ -	\$ -	\$ 133,128,987	\$ 133,128,987
Total Restricted Funds		\$ -	\$ -	\$ -	\$ 133,128,987	\$ 133,128,987

Grand Total		\$ 5,540,826	\$ 1,609,933	\$ 18,763,848	\$ 133,343,987	\$ 159,258,594
--------------------	--	---------------------	---------------------	----------------------	-----------------------	-----------------------

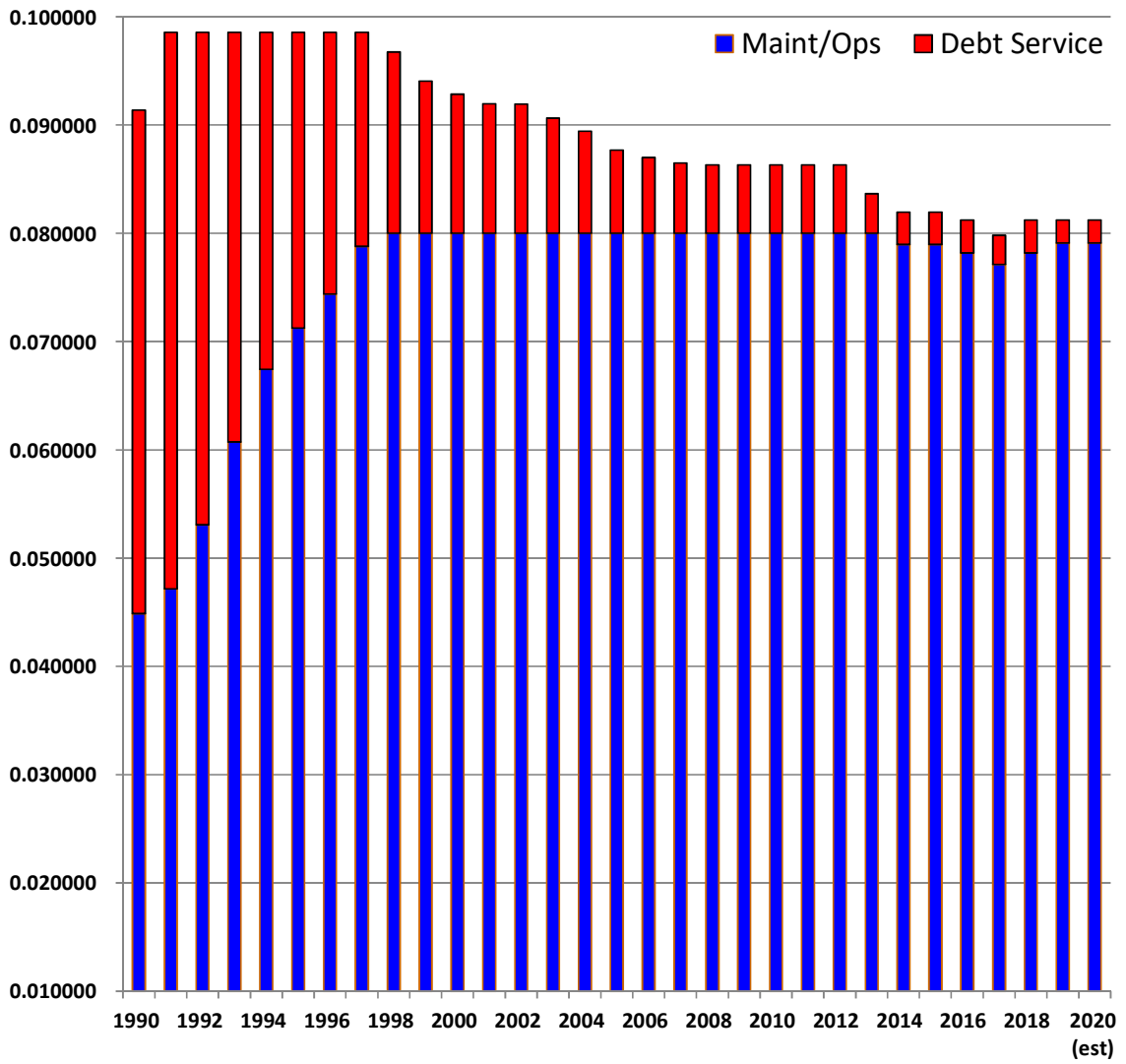


Taxes & Debt

**Collin County Community College District
Tax Rates and Assessed Values
1990-2020**

Tax Year	Maintenance/ Operations	Debt Service	Total	Taxable Assessed Value	Percent Change
1990	0.044890	0.046490	0.091380	14,786,788,519	2.12%
1991	0.047150	0.051400	0.098550	14,895,617,861	0.74%
1992	0.053075	0.045475	0.098550	15,780,825,893	0.74%
1993	0.060737	0.037813	0.098550	17,040,410,721	5.94%
1994	0.067433	0.031117	0.098550	19,073,164,850	7.98%
1995	0.071263	0.027287	0.098550	21,125,763,239	11.93%
1996	0.074383	0.024167	0.098550	23,604,560,147	10.76%
1997	0.078800	0.019750	0.098550	27,169,551,153	11.73%
1998	0.080000	0.016723	0.096723	31,331,924,855	15.10%
1999	0.080000	0.014049	0.094049	36,381,510,229	15.32%
2000	0.080000	0.012843	0.092843	41,929,246,552	16.12%
2001	0.080000	0.011946	0.091946	46,733,205,941	15.25%
2002	0.080000	0.011932	0.091932	49,186,131,414	11.46%
2003	0.080000	0.010646	0.090646	52,289,610,384	5.25%
2004	0.080000	0.009422	0.089422	56,262,029,392	6.31%
2005	0.080000	0.007683	0.087683	61,973,486,757	7.60%
2006	0.080000	0.006984	0.086984	68,715,640,383	10.20%
2007	0.080000	0.006493	0.086493	73,640,375,838	7.17%
2008	0.080000	0.006300	0.086300	74,543,801,881	1.23%
2009	0.080000	0.006300	0.086300	73,355,330,000	-1.59%
2010	0.080000	0.006300	0.086300	73,405,013,750	0.07%
2011	0.080000	0.006300	0.086300	73,591,792,695	0.25%
2012	0.080000	0.006299	0.086299	74,676,516,764	1.47%
2013	0.080000	0.003643	0.083643	79,457,495,979	6.40%
2014	0.078965	0.002995	0.081960	86,977,686,228	9.46%
2015	0.078965	0.002995	0.081960	96,453,193,058	10.89%
2016	0.078174	0.003048	0.081222	109,480,845,447	13.51%
2017	0.077118	0.002692	0.079810	125,262,578,238	14.42%
2018	0.078190	0.003032	0.081222	138,138,232,532	10.28%
2019	0.079100	0.002122	0.081222	152,009,993,287	10.04%
2020 (est)	0.079100	0.002122	0.081222	158,700,000,000	4.40%

**Collin County Community College District
Tax Rates and Assessed Values
1990-2020**



Debt Service
Debt Service Schedule of Requirements
General Obligation Bonds

Fiscal Year	2010 Series		2010 Series		2018 Series		2018 Series		2020 Series		2020 Series		Grand Total	
	Principal	Interest	Principal	Total	Interest	Total	Principal	Total	Interest	Total	Interest	Total	Principal	Total
2019-20	2,635,000	441,675	7,885,000	3,076,675	9,561,056	17,446,056	-	-	-	-	-	-	-	20,522,731
2020-21	2,760,000	323,100	8,205,000	3,083,100	9,245,656	17,450,656	1,915,000	17,148,088	19,063,088	19,063,088	17,148,088	19,063,088	1,915,000	39,596,844
2021-22	2,895,000	185,100	8,530,000	3,080,100	8,917,456	17,447,456	7,375,000	13,151,700	20,526,700	20,526,700	13,151,700	20,526,700	7,375,000	41,054,256
2022-23	1,345,000	40,350	8,955,000	1,385,350	8,490,956	17,445,956	9,260,000	12,782,950	22,042,950	22,042,950	12,782,950	22,042,950	9,260,000	40,874,256
2023-24	-	-	9,405,000	-	8,043,206	17,448,206	11,080,000	12,319,950	23,399,950	23,399,950	12,319,950	23,399,950	11,080,000	40,848,156
2024-25	-	-	9,875,000	-	7,572,956	17,447,956	11,740,000	11,765,950	23,505,950	23,505,950	11,765,950	23,505,950	11,740,000	40,953,906
2025-26	-	-	10,370,000	-	7,079,206	17,449,206	12,325,000	11,178,950	23,503,950	23,503,950	11,178,950	23,503,950	12,325,000	40,953,156
2026-27	-	-	10,885,000	-	6,560,706	17,445,706	12,940,000	10,562,700	23,502,700	23,502,700	10,562,700	23,502,700	12,940,000	40,948,406
2027-28	-	-	11,430,000	-	6,016,456	17,446,456	13,590,000	9,915,700	23,505,700	23,505,700	9,915,700	23,505,700	13,590,000	40,952,156
2028-29	-	-	12,005,000	-	5,444,956	17,449,956	14,270,000	9,236,200	23,506,200	23,506,200	9,236,200	23,506,200	14,270,000	40,956,156
2029-30	-	-	12,605,000	-	4,844,706	17,449,706	14,980,000	8,522,700	23,502,700	23,502,700	8,522,700	23,502,700	14,980,000	40,952,406
2030-31	-	-	13,105,000	-	4,340,506	17,445,506	15,730,000	7,773,700	23,503,700	23,503,700	7,773,700	23,503,700	15,730,000	40,949,206
2031-32	-	-	13,630,000	-	3,816,306	17,446,306	16,515,000	6,987,200	23,502,200	23,502,200	6,987,200	23,502,200	16,515,000	40,948,506
2032-33	-	-	14,175,000	-	3,271,106	17,446,106	17,340,000	6,161,450	23,501,450	23,501,450	6,161,450	23,501,450	17,340,000	40,947,556
2033-34	-	-	14,640,000	-	2,810,419	17,450,419	18,210,000	5,294,450	23,504,450	23,504,450	5,294,450	23,504,450	18,210,000	40,954,869
2034-35	-	-	15,225,000	-	2,224,819	17,449,819	18,940,000	4,566,050	23,506,050	23,506,050	4,566,050	23,506,050	18,940,000	40,955,869
2035-36	-	-	15,735,000	-	1,710,975	17,445,975	19,695,000	3,808,450	23,503,450	23,503,450	3,808,450	23,503,450	19,695,000	40,949,425
2036-37	-	-	16,290,000	-	1,160,250	17,450,250	20,485,000	3,020,650	23,505,650	23,505,650	3,020,650	23,505,650	20,485,000	40,955,900
2037-38	-	-	16,860,000	-	590,100	17,450,100	21,300,000	2,201,250	23,501,250	23,501,250	2,201,250	23,501,250	21,300,000	40,951,350
2038-39	-	-	-	-	-	-	22,155,000	1,349,250	23,504,250	23,504,250	1,349,250	23,504,250	22,155,000	23,504,250
Totals	\$ 9,635,000	\$ 990,225	\$ 229,810,000	\$ 10,625,225	\$ 101,701,800	\$ 331,511,800	\$ 279,845,000	\$ 157,747,338	\$ 437,592,338	\$ 779,729,363	\$	\$	\$	\$



Supplemental Information

Supplemental
Information

Collin County Community College District
Summary of Recurring and Non-Recurring Supplemental Expenses
Fiscal Year Ending August 31, 2021

Cabinet	Org	Organization Name	Description	Recurring	Non-Recurring	Grand Totals
Current Unrestricted Fund - Salary Expenses						
New Positions and Additional Funding - Staff						
Full-time						
Dickson, Michael	450103	e-Learning Centers	Distance Learning Compliance Director	\$ 88,501		
Eyle, Chris	460005	Facilities Administration	Administrative Assistant	39,456		
Eyle, Chris	460205	Grounds Maintenance	Irrigation Tech	40,000		
Eyle, Chris	460305	Facilities Operations	Journeyman Electrician	46,992		
Jenkins, Toni	603602	American Sign Language	Lab Supervisor - funded within current allocation	-		
Jenkins, Toni	new Org	Collin Virtual Campus	Associate Dean - 6 months	50,000		
Jenkins, Toni	new Org	Collin Virtual Campus	Assistant to Executive Dean	44,332		
Jenkins, Toni	new Org	Collin Virtual Campus	Program Coordinators - 3 months - qty 2	27,228		
Matkin, Neil	400305	Internal Auditing	Auditors - qty 2	117,000		
Matkin, Neil	402805	Police Department	Dispatchers - qty 2	78,918		
Matkin, Neil	402805	Police Department	Clery Accreditation Manager	55,000		
Matkin, Neil	402805	Police Department	Support Sergeant - 6 months	39,698		
Schumann, Sherry	420405	Registration and Records	Veteran Transition Specialist	50,832		
Schumann, Sherry	420705	Dual Credit	College and Career Counselors - qty 5	260,000		
Schumann, Sherry	420905	Call Center	Call Center Staff	35,353		
Total Full-time				973,310		
Part-time, Non-teach and Overtime						
Irby, Melissa	402505	Financial Services	Additional overtime	30,000		
Jenkins, Toni	601006	Writing Center	Writing Center Tutor - part-time	17,626		
Jenkins, Toni	606400	Health Professions	Faculty Nursing Stipends - qty 2	18,000		
Jenkins, Toni	new Org	Science Den	Science Den Tutor - part-time	17,262		
Jenkins, Toni	new Org	Surgical Assisting	Surgical Assisting stipends	5,000		
Matkin, Neil	400005	District President	Intern - part-time	15,000		
Matkin, Neil	402805	Police Department	Additional overtime	25,000		
Schumann, Sherry	420405	Registration and Records	Veteran Transition Specialist - part-time	42,202		
Total Part-time, Non-teach and Overtime				170,090	-	170,090
Total New Positions and Additional Funding - Staff				1,143,400	-	1,143,400
Current Unrestricted Fund - Operating Expenses						
Recurring Expenses						
Davison, Kimberly	401505	Chief of Staff	All College Day - cost increase	50,000		
Dickson, Michael	401405	Tech Services Strategic Initiatives	Accessibility Software Platforms - Arc/Canvas Studio	58,300		
Dickson, Michael	401705	Technology Services - CIO	Printing increase - Tech and Wylie campuses	75,000		
Dickson, Michael	401705	Technology Services - CIO	Microsoft software renewal - new campuses	60,000		
Dickson, Michael	401905	Chief Information Security Officer	Server/equipment warranties - qty 12	15,300		
Dickson, Michael	401905	Chief Information Security Officer	APC extended service contracts - UPS	30,000		
Dickson, Michael	401905	Chief Information Security Officer	APC extended service contracts - Galaxy 5000	11,000		
Dickson, Michael	401905	Chief Information Security Officer	Cisco SmartNet equipment warranties	50,000		
Dickson, Michael	401905	Chief Information Security Officer	SecureWorks iSensors, monitor and defense - internet and public facing servers - required compliance	142,443		
Dickson, Michael	401905	Chief Information Security Officer	RSA Hosted SIEM solution - required compliance	115,000		
Dickson, Michael	401905	Chief Information Security Officer	Libert extended service contracts - UPS	11,000		
Dickson, Michael	450103	e-Learning Centers	Honorlock software	95,000		

**Collin County Community College District
Summary of Recurring and Non-Recurring Supplemental Expenses
Fiscal Year Ending August 31, 2021**

Cabinet	Org	Organization Name	Description	Recurring	Non-Recurring	Grand Totals
Eyle, Chris	460002	Physical Plant Support Svcs	Maintenance - existing campus mechanical equipment	50,000		
Eyle, Chris	460011	Physical Plant Support Svcs	Annual air filter purchase - Public Safety Training Center	24,000		
Eyle, Chris	460205	Grounds Maintenance	Contract labor - additional needs	30,000		
Eyle, Chris	460205	Grounds Maintenance	Department uniform rental	5,000		
Eyle, Chris	460305	Facilities Operations	Preventative Maintenance - plumbing supplies	5,000		
Eyle, Chris	460305	Facilities Operations	Annual fuel cost - Plumbers/Electricians/Painters	6,000		
Eyle, Chris	460305	Facilities Operations	Annual uniform rentals - Plumbers/Electricians/Painters	2,500		
Irby, Melissa	402505	Financial Services	Increase in credit card fees	40,000		
Irby, Melissa	402505	Financial Services	Professional development - new staff	15,000		
Irby, Melissa	402505	Financial Services	Supplies - new staff	15,000		
Irby, Melissa	402505	Financial Services	Synario forecasting software - subscription/consulting SCBA Breathing Units - Annual Replacement Plan initiated FY20	35,000		
Jenkins, Toni	605300	Fire Protection Tech	Firefighter bunker gear	51,000		
Jenkins, Toni	605300	Fire Protection Tech	Firefighter bunker gear	38,000		
Jenkins, Toni	650205	CE Law Enforcement	Vehicle repair expense	8,000		
Jenkins, Toni	650205	CE Law Enforcement	Vehicle operating expense	2,500		
Jenkins, Toni	650205	CE Law Enforcement	Firing range complex maintenance	8,000		
Jenkins, Toni	new Org	Collin Virtual Campus	Operating expenses - new org budget	23,500		
Jenkins, Toni	new Org	Activity Care	Operating expenses - new org budget	10,700		
Jenkins, Toni	new Org	Medical Assisting	Operating expenses - new org budget	24,000		
Jenkins, Toni	new Org	Surgical Assisting	Operating expenses - new org budget	24,750		
Jenkins, Toni	new Org	CPR	Operating expenses - new org budget	7,800		
Matkin, Neil	400005	District President	Meetings - additional costs	5,400		
Matkin, Neil	400305	Internal Auditing	Continuing education/certifications - new staff	8,400		
Matkin, Neil	402805	Police Department	Required federal/state training	27,209		
Matkin, Neil	402805	Police Department	SAAS software - conversion of server to cloud storage	22,000		
Matkin, Neil	402805	Police Department	Wi-fi/FirstNet - additional vehicles	10,000		
Nickerson, Floyd	402005	Human Resources	HireRight - work history checks	10,000		
Nickerson, Floyd	402005	Human Resources	Professional development - new staff	8,000		
Nickerson, Floyd	402005	Human Resources	Promotional items - new hires	7,500		
Total Operating Expenses - Recurring				1,237,302		
Non-Recurring Expenses						
Davison, Kimberly	401505	Chief of Staff	IN2 Architecture - Master Plan services		155,000	
Dickson, Michael	401905	Chief Information Security Officer	Replace end-of-life backup systems - hardware/software		150,000	
Dickson, Michael	401905	Chief Information Security Officer	VMWare vRealize Operations 7 Adv software - qty 30		66,000	
Dickson, Michael	401905	Chief Information Security Officer	Replace end-of-life VoIP servers - qty 3		120,000	
Dickson, Michael	401905	Chief Information Security Officer	UPS replacements		90,000	
Dickson, Michael	401905	Chief Information Security Officer	Telephone gateways - Plano/CYC		64,000	
Dickson, Michael	401905	Chief Information Security Officer	Cisco Long Range SFP single mode fiber inserts -connect Plano Library to MDF in main building - qty 8		19,200	
Dickson, Michael	403500	Campus Technology Services	Podium upgrades - qty 16		208,000	
Dickson, Michael	403500	Campus Technology Services	Replace out-of-date media systems - science labs - qty 2		25,040	
Dickson, Michael	403502	Campus Technology Services	Podium upgrades - qty 15		195,000	
Dickson, Michael	403504	Campus Technology Services	Screen replacements - qty 17		17,000	
Dickson, Michael	403504	Campus Technology Services	Screen/projector/podium upgrades		242,000	
Dickson, Michael	403506	Campus Technology Services	Full Media Solutions - qty 26		338,000	

**Collin County Community College District
Summary of Recurring and Non-Recurring Supplemental Expenses
Fiscal Year Ending August 31, 2021**

Cabinet	Org	Organization Name	Description	Recurring	Non-Recurring	Grand Totals
Dickson, Michael	403506	Campus Technology Services	Eye in the Sky audio/video system - Culinary		12,000	
Dickson, Michael	403506	Campus Technology Services	Replace projector components - conference room - qty 2		5,000	
Dickson, Michael	403507	Campus Technology Services	Pole Vault/lectern - qty 8		97,608	
Dickson, Michael	403507	Campus Technology Services	Room 100 upgrade		22,445	
Dickson, Michael	450103	e-Learning Centers	Mediascape table setup - Frisco/McKinney/Plano labs		55,500	
Dickson, Michael	403508	Campus Technology Services	Update Rockwall podiums - qty 6		18,000	
Eyle, Chris	402605	Mail Services	Mail equipment upgrades		25,500	
Eyle, Chris	460000	Physical Plan Support Svcs	Equipment - cooling tower/HVAC cleaning		20,500	
Eyle, Chris	460004	Physical Plan Support Svcs	Truck		28,000	
Eyle, Chris	460006	Physical Plan Support Svcs	Replace exterior trash cans		11,700	
Eyle, Chris	460205	Grounds Maintenance	Truck - Wylie campus		28,000	
Eyle, Chris	460205	Grounds Maintenance	Truck - Public Safety Training Center		28,000	
Eyle, Chris	460205	Grounds Maintenance	60" Gravely zero turn riding mower		19,000	
Eyle, Chris	460205	Grounds Maintenance	Push mowers/backpack blowers/edgers/weed eaters		4,000	
Eyle, Chris	460305	Facilities Operations	Facilities worker safety plan		10,000	
Eyle, Chris	460305	Facilities Operations	Tools - Journeyman Plumber/Electrician		6,000	
Eyle, Chris	460305	Facilities Operations	Truck - Plumbing Department		28,000	
Eyle, Chris	460305	Facilities Operations	Truck - Electrical Department		28,000	
Irby, Melissa	402505	Financial Services	Concur Software - increased cost		20,000	
Irby, Melissa	402505	Financial Services	Furniture - new staff		25,000	
Irby, Melissa	402505	Financial Services	Laptops - new staff		15,000	
Irby, Melissa	402705	Purchasing	Jaggaer/SciQuest software - 1 year extension		23,113	
Jenkins, Toni	605800	Diagnostic Medical Sonography	Accreditation costs - Diagnostic Medical Sonography		4,350	
Jenkins, Toni	606200	Dental Hygiene	Accreditation costs - Dental Hygiene		2,900	
Jenkins, Toni	607202	Electronic Engineering Tech	Fanuc LRMate robot		52,000	
Jenkins, Toni	new Org	Collin Virtual Campus	Computers for Collin Virtual Campus		4,000	
Matkin, Neil	400105	Board of Trustees	Equipment/computers - new Trustees		1,500	
Matkin, Neil	400305	Internal Auditing	Auditing documentation software		16,000	
Matthews, Stephen	402905	Public Relations	Event Planner - new campus events		50,000	
Total Operating Expenses - Non-Recurring					2,350,356	
Total Current Unrestricted Operating Expenses				1,237,302	2,350,356	3,587,658
Total Current Unrestricted Fund Supplemental Expenses				\$ 2,380,702	\$ 2,350,356	\$ 4,731,058

Composite Financial Index, Core Financial and Other Ratios

Fiscal Year 2019 General Obligation Bond Debt Excluded

Financial Stress Indicators	District	Composite Financial Index	Return on Net Position	Operating Margin	Primary Reserve	Viability Ratio	Equity Ratio	Leverage Ratio
0	Alamo	3.0	13.6%	3.7%	0.25	0.54	38.6%	0.34
0	Alvin	6.6	13.7%	10.6%	0.27	154.87	42.7%	0.00
2	Amarillo	4.2	(0.4%)	(1.8%)	0.38	5.08	55.4%	0.03
0	Angelina	5.7	5.1%	3.1%	0.46	68.40	70.9%	0.00
3	Austin	3.2	27.8%	3.5%	0.19	0.18	16.9%	2.21
0	Blinn	4.6	13.2%	14.8%	0.64	0.76	53.3%	0.57
1	Brazosport	2.7	9.5%	(1.8%)	0.34	1.29	42.8%	0.07
0	Central Texas	7.2	2.7%	9.2%	0.93	73.31	87.4%	0.00
1	Cisco	1.6	4.0%	1.2%	0.15	0.74	64.5%	0.34
2	Clarendon	1.1	2.4%	(0.7%)	0.18	0.62	74.8%	0.02
0	Coastal Bend	3.4	3.5%	7.0%	0.30	1.50	59.6%	0.20
3	College Of The Mainland	0.7	(8.2%)	3.2%	0.18	0.62	16.6%	0.00
0	Collin	8.8	8.3%	17.9%	1.73	310.10	65.4%	0.00
0	Dallas	6.6	10.0%	2.7%	0.66	68.36	72.3%	0.00
0	Del Mar	5.8	13.1%	9.7%	0.44	2.80	37.6%	0.00
0	El Paso	4.2	8.8%	9.0%	0.63	0.83	49.7%	0.63
5	Frank Phillips	(2.0)	(4.1%)	(11.3%)	(0.04)	(1.26)	74.5%	0.04
0	Galveston	7.0	5.8%	7.8%	0.72	57.42	87.6%	0.00
0	Grayson	6.8	7.4%	7.0%	0.70	3.80	65.4%	0.05
0	Hill	4.9	1.8%	0.0%	0.45	164.70	86.6%	0.00
1	Houston	2.1	4.7%	(1.0%)	0.44	0.70	39.7%	0.51
1	Howard	2.7	4.1%	(3.8%)	0.49	1.68	65.4%	0.21
3	Kilgore	1.2	(0.7%)	(0.7%)	0.21	0.98	79.5%	0.13
0	Laredo	4.9	15.3%	8.1%	0.66	0.70	29.1%	0.89
0	Lee	5.0	18.4%	10.3%	0.45	1.18	44.5%	0.26
3	Lone Star	2.0	14.6%	(0.5%)	0.12	0.33	32.3%	0.25
1	McLennan	2.1	4.4%	(1.6%)	0.29	1.32	42.3%	0.26
0	Midland	7.5	11.4%	12.5%	0.70	4.70	73.7%	0.07
2	Navarro	1.5	2.3%	(0.9%)	0.28	0.78	60.1%	0.26
2	North Central Texas	3.1	(5.3%)	(10.7%)	0.20	7.22	65.8%	0.04
2	Northeast Texas	0.8	3.6%	(6.0%)	0.16	0.51	27.8%	0.43
0	Odessa	7.2	13.4%	13.0%	0.54	6.20	51.1%	0.06
0	Panola	7.1	6.1%	3.6%	0.96	106.82	60.0%	0.00
0	Paris	6.1	6.2%	10.9%	0.91	2.45	74.0%	0.20
4	Ranger	0.1	(1.5%)	(6.0%)	0.18	0.19	31.5%	1.50
1	San Jacinto	3.2	10.4%	(0.6%)	0.32	1.65	25.2%	0.21
0	South Plains	2.2	4.4%	0.3%	0.29	1.17	65.6%	0.23
1	South Texas	6.0	2.8%	(7.2%)	0.99	166.70	71.4%	0.00
1	Southwest Texas	3.0	17.5%	4.6%	0.15	0.29	41.2%	0.96
0	Tarrant	6.8	3.3%	6.7%	0.76	73.69	95.5%	0.00
1	Temple	3.1	1.6%	(1.1%)	0.48	2.20	53.6%	0.18
0	Texarkana	4.1	4.8%	9.7%	0.55	1.41	63.6%	0.00
1	Texas Southmost	6.8	3.6%	(3.6%)	1.27	4.86	70.6%	0.07
0	Trinity Valley	4.8	6.6%	6.6%	0.31	2.87	78.4%	0.06
3	Tyler	0.6	2.6%	1.6%	0.04	0.06	42.1%	0.64
3	Vernon	0.2	(3.2%)	(3.0%)	0.17	0.56	55.2%	0.41
2	Victoria	3.5	(2.1%)	(8.4%)	0.24	100.00	57.4%	0.00
1	Weatherford	6.1	2.7%	(1.5%)	0.96	4.54	75.7%	0.13
0	Western Texas	5.5	9.0%	15.1%	0.99	1.12	61.4%	0.44
0	Wharton	5.4	2.7%	2.5%	0.49	23.65	82.5%	0.01
0	Statewide	3.8	7.3%	3.5%	0.51	1.51	51.7%	0.21

Bold fonts indicate ratios that do not meet the state standard.

- Zero to one financial stress indicators, which indicates no financial stress.
- ▲ Two to three financial stress indicators, which indicates little to moderate financial stress.
- ◆ Four to seven financial stress indicators, which indicates financial stress.

Composite Financial Index, Core Financial And Other Financial Ratios

Primary Reserve Ratio – measures financial strength and flexibility by comparing expendable net assets to total expenses. This measure answers the question, “How long can the institution survive without additional net position generated by operating revenue?” The 2019 statewide ratio for public community colleges is .51, which is an increase from .49 in 2018. A ratio of 0.14 or greater is the standard used by the THECB.

Viability Ratio – measures the financial health of the institution by comparing total expendable net assets to certain noncurrent liabilities. The 2019 statewide ratio for public community colleges is 1.51, which is an increase from 1.37 in 2018. A ratio of 0.42 or greater is the standard used by the THECB.

Return on Net Position – measures total economic return during the fiscal year. The 2019 statewide ratio for public community colleges is 7.3 percent, which is an increase from 6.3 percent in 2018. A positive return is the standard used by the THECB.

Operating Margin – indicates an operating surplus or deficit in the given fiscal year. The 2019 statewide margin for public community colleges is 3.5 percent, which is a decrease from 4.6 percent in 2018. A positive margin is the standard used by the THECB.

Composite Financial Index – CFI numbers generally range from 0.0 to 10.0, although it is possible to have a number higher than 10.0. It is also possible to have a CFI below zero. The 2019 combined CFI for public community colleges is 3.8, which is an increase from 3.7 in 2018. An index number of 2.0 or greater is the standard used by the THECB.

Equity Ratio – An equity ratio is a comparison of net assets to total assets and is used when institutions have no outstanding indebtedness. The 2019 statewide ratio for public community colleges is 51.7 percent, which is an increase from 50.2 percent in 2018. A ratio of 20 percent or greater is the standard used by the THECB.

Leverage Ratio - The leverage ratio measures the amount of debt in relation to net assets and provides an indication of the amount of debt service the institution must absorb into the future relative to existing resources. General obligation bonds are excluded for this calculation. The 2019 statewide ratio for the public community colleges is .21, which is a decrease from .24 in 2018. A ratio of less than 2.0 is the standard used by the THECB.

**Collin County Community College District
Enrollment Summary
Actual Contact Hours**

	<u>Academic</u>	<u>Tech/ Occup</u>	<u>Total</u>	<u>Percent Change*</u>
Fall, 2010	4,133,786	516,142	4,649,928	8.5%
Spring, 2011	3,804,747	568,525	4,373,272	2.6%
Summer, 2011	1,400,511	189,353	1,589,864	0.1%
Total Fiscal Year	<u>9,339,044</u>	<u>1,274,020</u>	<u>10,613,064</u>	<u>4.7%</u>
Fall, 2011	4,157,774	513,882	4,671,656	0.5%
Spring, 2012	3,817,664	570,456	4,388,120	0.3%
Summer, 2012	1,381,184	206,384	1,587,568	-0.1%
Total Fiscal Year	<u>9,356,622</u>	<u>1,290,722</u>	<u>10,647,344</u>	<u>0.3%</u>
Fall, 2012	4,231,783	523,029	4,754,812	1.8%
Spring, 2013	3,905,138	583,526	4,488,664	2.3%
Summer, 2013	1,399,482	209,118	1,608,600	1.3%
Total Fiscal Year	<u>9,536,403</u>	<u>1,315,673</u>	<u>10,852,076</u>	<u>1.9%</u>
Fall, 2013	4,279,910	528,978	4,808,888	1.1%
Spring, 2014	3,901,811	583,029	4,484,840	-0.1%
Summer, 2014	1,327,919	198,425	1,526,344	-5.1%
Total Fiscal Year	<u>9,509,640</u>	<u>1,310,432</u>	<u>10,820,072</u>	<u>-0.3%</u>
Fall, 2014	4,359,216	538,780	4,897,996	1.9%
Spring, 2015	3,847,053	574,847	4,421,900	-1.4%
Summer, 2015	1,251,478	187,002	1,438,480	-5.8%
Total Fiscal Year	<u>9,457,747</u>	<u>1,300,629</u>	<u>10,758,376</u>	<u>-0.6%</u>
Fall, 2015	4,290,508	530,288	4,820,796	-1.6%
Spring, 2016	3,883,019	580,221	4,463,240	0.9%
Summer, 2016	1,311,243	195,933	1,507,176	4.8%
Total Fiscal Year	<u>9,484,770</u>	<u>1,306,442</u>	<u>10,791,212</u>	<u>0.3%</u>
Fall, 2016	4,469,737	552,439	5,022,176	4.2%
Spring, 2017	4,059,907	606,653	4,666,560	4.6%
Summer, 2017	1,377,656	205,857	1,583,513	5.1%
Total Fiscal Year	<u>9,907,300</u>	<u>1,364,949</u>	<u>11,272,249</u>	<u>4.5%</u>
Fall, 2017	4,708,876	581,996	5,290,872	5.4%
Spring, 2018	4,273,724	638,603	4,912,327	5.3%
Summer, 2018	1,454,487	217,337	1,671,824	5.6%
Total Fiscal Year	<u>10,437,087</u>	<u>1,437,936</u>	<u>11,875,023</u>	<u>5.3%</u>
Fall, 2018	4,978,610	615,334	5,593,944	5.7%
Spring, 2019	4,533,473	677,416	5,210,889	6.1%
Summer, 2019	1,464,988	218,906	1,683,894	0.7%
Total Fiscal Year	<u>10,977,071</u>	<u>1,511,656</u>	<u>12,488,727</u>	<u>5.2%</u>
Fall, 2019	5,125,859	633,533	5,759,392	3.0%
Spring, 2020	4,620,111	690,361	5,310,472	1.9%
Summer, 2020**	1,538,237	229,851	1,768,088	5.0%
Total Fiscal Year	<u>11,284,207</u>	<u>1,553,745</u>	<u>12,837,952</u>	<u>2.8%</u>

* Percent change over same period of previous year

** Estimate based on a 5% projected growth for Summer 2020

Collin County Community College District
Enrollment Summary
Actual Credit Hours

	Academic	Tech/ Occup	Total	Percent Change*	FTE**
Fall, 2010	207,805	25,946	233,751	8.1%	15,583
Spring, 2011	190,605	28,481	219,086	2.5%	14,606
Summer, 2011	70,873	9,582	80,455	0.9%	5,364
Total Fiscal Year	<u>469,283</u>	<u>64,009</u>	<u>533,292</u>	<u>4.6%</u>	<u>17,776</u>
Fall, 2011	209,923	25,945	235,868	0.9%	15,725
Spring, 2012	190,994	28,539	219,533	0.2%	14,636
Summer, 2012	69,460	10,379	79,839	-0.8%	5,323
Total Fiscal Year	<u>470,377</u>	<u>64,863</u>	<u>535,240</u>	<u>0.4%</u>	<u>17,841</u>
Fall, 2012	212,681	26,286	238,967	1.3%	15,931
Spring, 2013	195,457	29,206	224,663	2.3%	14,978
Summer, 2013	70,515	10,537	81,052	1.5%	5,403
Total Fiscal Year	<u>478,653</u>	<u>66,029</u>	<u>544,682</u>	<u>1.8%</u>	<u>18,156</u>
Fall, 2013	214,993	26,572	241,565	1.1%	16,104
Spring, 2014	194,502	29,063	223,565	-0.5%	14,904
Summer, 2014	66,543	9,943	76,486	-5.6%	5,099
Total Fiscal Year	<u>476,038</u>	<u>65,578</u>	<u>541,616</u>	<u>-0.6%</u>	<u>18,054</u>
Fall, 2014	217,981	26,942	244,923	1.4%	16,328
Spring, 2015	190,846	28,517	219,363	-1.9%	14,624
Summer, 2015	62,333	9,314	71,647	-6.3%	4,776
Total Fiscal Year	<u>471,160</u>	<u>64,773</u>	<u>535,933</u>	<u>-1.0%</u>	<u>17,864</u>
Fall, 2015	214,324	26,489	240,813	-1.7%	16,054
Spring, 2016	192,192	28,718	220,910	0.7%	14,727
Summer, 2016	65,253	9,751	75,004	4.7%	5,000
Total Fiscal Year	<u>471,769</u>	<u>64,958</u>	<u>536,727</u>	<u>0.1%</u>	<u>17,891</u>
Fall 2016	224,100	27,698	251,798	4.6%	16,787
Spring, 2017	201,886	30,167	232,053	5.0%	15,470
Summer, 2017	67,569	10,096	77,665	3.5%	5,178
Total Fiscal Year	<u>493,555</u>	<u>67,961</u>	<u>561,516</u>	<u>4.6%</u>	<u>18,717</u>
Fall 2017	237,318	29,332	266,650	5.9%	17,777
Spring, 2018	213,198	31,857	245,055	5.6%	16,337
Summer, 2018	71,207	10,640	81,847	5.4%	5,456
Total Fiscal Year	<u>521,723</u>	<u>71,829</u>	<u>593,552</u>	<u>5.7%</u>	<u>19,785</u>
Fall 2018	250,770	30,994	281,764	5.7%	18,784
Spring, 2019	226,965	33,914	260,879	6.5%	17,392
Summer, 2019	71,497	10,684	82,181	0.4%	5,479
Total Fiscal Year	<u>549,232</u>	<u>75,592</u>	<u>624,824</u>	<u>5.3%</u>	<u>20,827</u>
Fall 2019	259,471	32,069	291,540	3.5%	19,436
Spring, 2020	231,955	34,660	266,615	2.2%	17,774
Summer, 2020***	75,072	11,218	86,290	5.0%	5,753
Total Fiscal Year	<u>566,498</u>	<u>77,947</u>	<u>644,445</u>	<u>3.1%</u>	<u>21,482</u>

* Percent change over same period of previous year

** Annual FTE = Total credit hours/30, Semester FTE = Total credit hours/15

*** Estimate based on a 5% projected growth for Summer 2020

**Collin County Community College District
Enrollment Summary
Credit Headcount Statistics**

Fiscal Year	Actual Headcount	Fiscal Year	Actual Headcount
Fall 2010	27,069	Fall 2015	28,187
Spring 2011	25,909	Spring 2016	26,266
Summer 2011	20,177	Summer 2016	14,027
Total FY 2011	<u>73,155</u>	Total FY 2016	<u>68,480</u>
Fall 2011	27,593	Fall 2016	29,703
Spring 2012	25,622	Spring 2017	27,669
Summer 2012	16,894	Summer 2017	14,372
Total FY 2012	<u>70,109</u>	Total FY 2017	<u>71,744</u>
Fall 2012	27,424	Fall 2017	31,619
Spring 2013	26,124	Spring 2018	28,807
Summer 2013	20,100	Summer 2018	14,677
Total FY 2013	<u>73,648</u>	Total FY 2018	<u>75,103</u>
Fall 2013	27,972	Fall 2018	33,677
Spring 2014	25,848	Spring 2019	31,333
Summer 2014	20,698	Summer 2019	14,701
Total FY 2014	<u>74,518</u>	Total FY 2019	<u>79,711</u>
Fall 2014	27,991	Fall 2019	35,144
Spring 2015	25,571	Spring 2020	32,567
Summer 2015**	13,684	Summer 2020*	15,436
Total FY 2015	<u>67,246</u>	Total FY 2020	<u>83,147</u>

* Estimate based on a 5% projected growth for Summer 2020

** Collin College implemented a single summer semester in 2015. This results in not being able to make a direct comparison to the Summer 2014 semester since the college was still using multiple semesters.

**Collin County Community College District
Tuition and Fees
Last Ten Academic Years**

Academic Year (Fall)	Student ID Fee (per student)	Records Fee (per student)	Resident				Non-Resident			
			Fees per Semester Credit Hour (SCH)		Student Activity Fees		Fees per Semester Credit Hour (SCH)		Student Activity Fees	
			In-District	Out-of-District	Building Use Fees	Student Activity Fees	In-District	Out-of-District	Building Use Fees	Student Activity Fees
2020	\$0	\$2	\$52	\$98	\$0	\$2	\$650	\$1,202	0.0%	0.0%
2019	0	2	52	98	0	2	650	1,202	8.0%	4.2%
2018	0	2	48	94	0	2	602	1,154	8.7%	9.1%
2017	0	2	44	86	0	2	554	1058	9.5%	6.0%
2016	0	2	41	82	0	1	506	998	7.7%	6.4%
2015	0	2	32	71	6	1	470	938	0.0%	0.0%
2014	0	2	32	71	6	1	470	938	2.6%	4.0%
2013	0	2	31	68	6	1	458	902	11.7%	10.3%
2012	0	2	27	61	6	1	410	818	0.0%	0.0%
2011	0	2	27	61	6	1	410	818		

Academic Year (Fall)	Student ID Fee (per student)	Records Fee (per student)	Resident				Non-Resident			
			Fees per Semester Credit Hour (SCH)		Student Activity Fees		Fees per Semester Credit Hour (SCH)		Student Activity Fees	
			In-District	Out-of-District	Building Use Fees	Student Activity Fees	In-District	Out-of-District	Building Use Fees	Student Activity Fees
2020	\$0	\$2	\$165	\$165	\$0	\$2	\$2,006	\$2,006	0.0%	0.0%
2019	0	2	165	165	0	2	2,006	2,006	3.1%	3.1%
2018	0	2	160	160	0	2	1,946	1,946	8.7%	8.7%
2017	0	2	147	147	0	2	1,790	1,790	4.2%	4.2%
2016	0	2	142	142	0	1	1,718	1,718	3.6%	3.6%
2015	0	2	131	131	6	1	1,658	1,658	0.0%	0.0%
2014	0	2	131	131	6	1	1,658	1,658	2.2%	2.2%
2013	0	2	128	128	6	1	1,622	1,622	14.4%	14.4%
2012	0	2	111	111	6	1	1,418	1,418	0.0%	0.0%
2011	0	2	111	111	6	1	1,418	1,418		

Note: Includes basic enrollment tuition and fees but excludes course based fees such as laboratory fees, testing fees and certification fees.



Collin Higher Education Center
3452 Spur 399
McKinney, Texas 75069

Courtyard Center
4800 Preston Park Boulevard
Plano, Texas 75093

Frisco Campus
9700 Wade Boulevard
Frisco, Texas 75035



McKinney Campus
2200 West University Drive
McKinney, Texas 75071

Plano Campus
2800 East Spring Creek Parkway
Plano, Texas 75074

Public Safety Training Center
3600 Redbud Boulevard
McKinney, Texas 75069

Rockwall Center
Dr. Gene Burton College & Career Academy
2301 South John King Boulevard
Rockwall, TX 75032

Technical Campus
2550 Bending Branch Way
Allen, TX 75013

Wylie Campus
391 Country Club Road
Wylie, TX 75098

Finance & Audit Committee Meeting

July 28, 2020



Fiscal Year 2020-2021 Proposed Budget

July 28, 2020



FY2020-21 Revenue Budget Overview

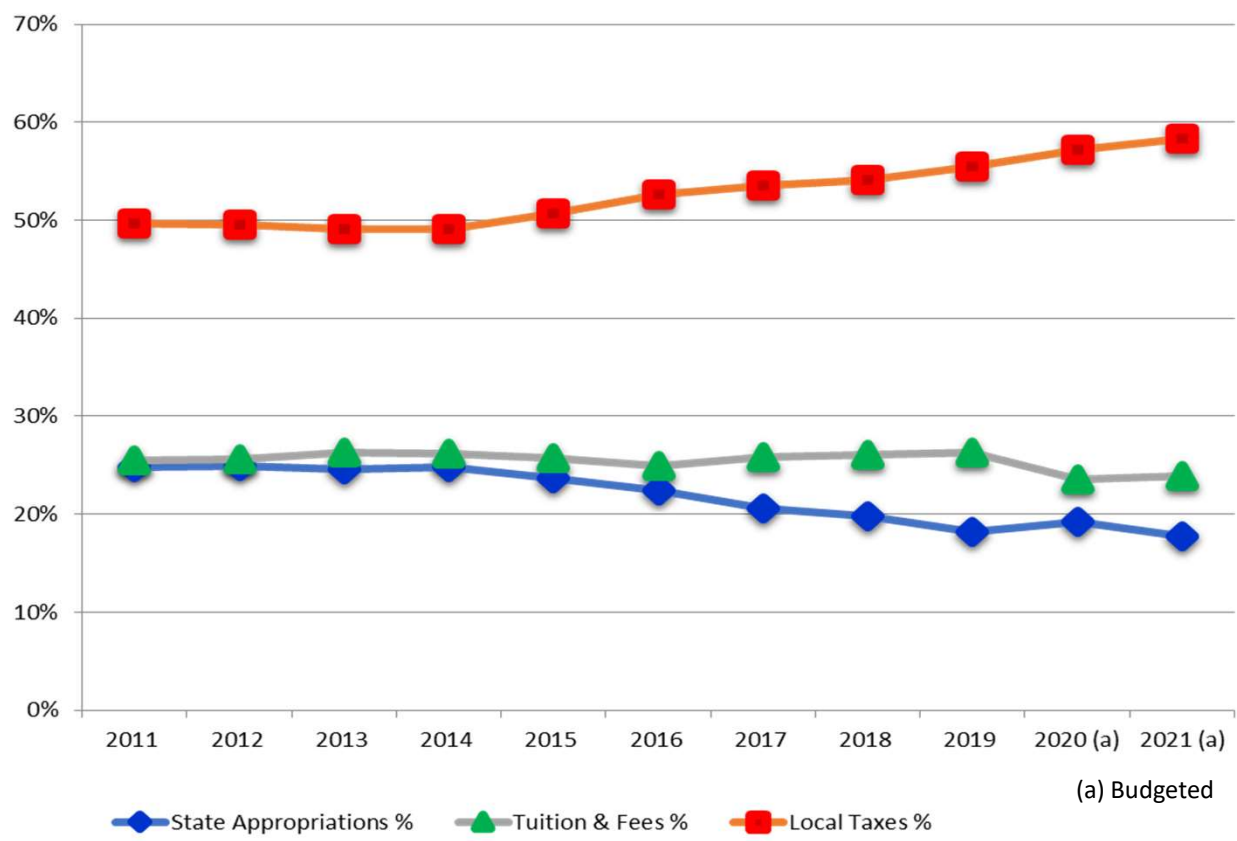
(Stated in Millions)

	2020-21 Budget	2019-20 Budget	Increase/ (Decrease)	Percent Change
Unrestricted Funds				
State Appropriations - General Revenue	\$39.8	\$39.8	-	0.0%
Tuition and Fees	53.7	48.8	4.9	10.0%
Scholarship Allowances	(8.)	(7.7)	(.3)	3.9%
Taxes for Current Operations	131.0	118.6	12.4	10.4%
Investment Income	4.2	7.6	(3.4)	-44.5%
Miscellaneous	2.2	2.2	.0	1.1%
Auxiliary Fund	4.9	3.2	1.6	50.5%
Total Unrestricted Funds	\$227.8	\$212.5	15.2	7.2%
Restricted Funds				
Grants and Contracts	36.6	33.1	3.5	10.7%
State Allocation - On-behalf Benefits	9.0	8.6	.4	4.7%
Debt Service - General Obligation Bonds	4.8	4.9	(.1)	-2.2%
2020 Limited Tax Bond Series	-	206.1	(206.1)	-100.0%
Total Restricted Funds	\$50.4	\$252.7	(202.3)	-80.1%
Total Revenue	\$278.2	\$465.2	(187.)	-40.2%

Highlights of the Proposed 2020-21 Budget - Revenue

- **State Revenue**
 - \$39.8 million
 - No increase from FY20
 - 2nd year of biennium
- **Tuition and Fees**
 - \$4.8 million increase – 9.98%
 - Projecting a 4% increase in student credit hours.
 - Budgeting a 6.3% increase in CE revenue
- **Property Tax - Unrestricted**
 - \$12.4 million increase – 10.44%
 - Using the same rate as FY20 - \$0.081222
- **Investment Income**
 - \$3.4 million decrease
- **Auxiliary Fund**
 - \$1.6 million increase due to higher student housing occupancy
- **Grants and Contracts**
 - \$3.5 million increase

Collin College Local Taxes, State Appropriations and Tuition/Fees Revenue % Share



Source: Collin College Finance

Enrollment Growth

Fall Enrollment



Source: Collin College Finance

FY2020-21 Expense Budget Overview

(Stated in Millions)

	2020-21 Budget	2019-20 Budget	Increase/ (Decrease)	Percent Change
Instruction	\$94.2	\$81.8	\$12.4	15.2%
Public Service	.1	.1	.0	4.4%
Academic Support	23.9	19.9	4.0	20.2%
Student Services	21.7	16.5	5.2	31.7%
Institutional Support	54.6	55.5	(.97)	-1.7%
Operation and Maintenance of Plant	26.3	18.7	7.6	40.4%
Scholarship Allowances	(8.0)	(7.7)	(.3)	3.9%
Auxiliary Fund	5.7	4.2	1.5	36.7%
Reserve for Supplemental Requests	4.7	7.2	(2.46)	-34.2%
Building Fund		118.1	(118.13)	-100.0%
Total Expenses	\$223.1	\$314.3	(91.1)	-29.0%
Restricted Funds				
Grants and Contracts	36.6	33.1	3.5	10.7%
State Allocation - On-behalf Benefits	9.0	8.6	.4	4.7%
Debt Service - General Obligation Bonds	35.2	23.5	11.6	49.5%
2018 Limited Tax Bond Series	-	34.4	(34.4)	-100.0%
2020 Limited Tax Bond Series	133.1	87.4	45.7	52.3%
Total Restricted Funds	\$213.9	\$187.0	26.9	14.4%
Total Expenses	\$437.0	\$501.3	(64.3)	-12.8%

FY20-21 Unrestricted Expenses Without New Campuses

(Stated in Millions)

	New Campus Operating Expenses are:				
	Excluded				Included
	2020-21 Budget	2019-20 Budget	Increase/ (Decrease)	Percent Change	Percent Change
Instruction	\$81.8	\$80.7	\$1.1	1.4%	15.2%
Public Service	.1	.1	.0	4.4%	4.4%
Academic Support	17.1	15.1	2.0	13.1%	20.2%
Student Services	17.7	15.5	2.2	14.4%	31.7%
Institutional Support	52.3	54.2	(1.82)	-3.4%	-1.7%
Operation and Maintenance of Plant	19.0	17.6	1.3	7.5%	40.4%
Scholarship Allowances	(8.0)	(7.7)	(.3)	3.9%	3.9%
Auxiliary Fund	5.7	4.2	1.5	36.7%	36.7%
Reserve for Supplemental Requests	4.7	7.2	(2.46)	-34.2%	-34.2%
Total Expenses	\$190.4	\$186.8	\$4	1.9%	13.7%

2020-21 Current Unrestricted Expenses Budget Cost Drivers (In \$ Millions)

- **No raises have been budgeted for staff and faculty.**
 - **Potential raises will be discussed prior to the mid year budget review by the Board of Trustees scheduled for February 2021.**
- **Change in overload pay/summer pay - \$750k**
- **\$1.0 increase in reserves.**
 - **\$1.0 to establish a COVID reserve**
 - **\$3.5 decrease in Innovation reserve**
 - **\$2.2 decrease in Supplemental requests reserve**
 - **\$1.7 increase in Encumbrance reserve – delay in supplier delivery time for open purchase orders**
 - **\$5.4 to establish Celina and Farmersville startup and stabilization reserves**
- **\$26.8 in expenses for the Wylie Campus and Technical Campus in FY21 compared to \$9.3 in FY20**

2020-21 Current Unrestricted Expenses Budget Cost Drivers (In \$ Millions)

- **Start Up and Stabilization Costs**
 - **Celina – Start up costs of \$2.4**
 - **Fall 2021 classes**
 - **Salary and benefits - \$1.6**
 - **Operating expenses - \$0.8**
 - **Farmersville – Start up costs of \$2.9**
 - **Spring 2021 classes**
 - **Salary and benefits - \$2.1**
 - **Operating expenses - \$.8**
 - **IT Center– \$TBD**
 - **Additional funding, if needed, will be requested at the mid-year budget review.**
 - **Fall 2021 classes**
 - **Wylie and Tech - \$0.5**
 - **Equipment for programs beginning in Spring 2021 – LVN, Biomedical Equipment Technology, Agriculture, Rehab Aide, Pharmacy Tech.**

2020-21 Current Unrestricted Expenses Budget Cost Drivers (In \$ Millions)

- **Supplemental Requests**
 - **Staff Full Time**
 - Initial requests: 33 positions
 - Approved requests: 24 positions for \$1.0
 - 2 FT positions converted to PT
 - **Staff Part Time**
 - Initial requests: 5 positions
 - Approved: 4 new positions \$.092

- **Faculty FT**
 - **Frisco Campus** - 8 new FT Faculty
 - **McKinney Campus** — 17 new FT Faculty
 - **Plano Campus** — 10 new FT Faculty
 - **Tech Campus** — 19 new FT Faculty
 - **Wylie Campus** — 6 new FT Faculty

Highlights of the Proposed 2020-21 Budget – Expenses (In \$ Millions)

➤ Restricted and Capital

▪ Grants and Contracts	\$ 3.5 increase
▪ Depreciation Expense	\$ 4.3 increase
▪ Building Fund	\$118.0 decrease
▪ 2018 Limited Tax Bond Series	\$ 34.4 decrease
▪ 2020 Limited Tax Bond Series	\$ 45.7 increase
○ Technical Campus	\$ 1.2
○ Wylie Campus	\$ 0.9
○ Celina Campus	\$ 31.5
○ Farmersville Campus	\$ 11.6
○ IT Center	\$ 43.5
○ HVAC – UV Project	\$ 3.0
○ Frisco & McKinney Renovations	\$ <u>41.4</u>
Total	\$133.1

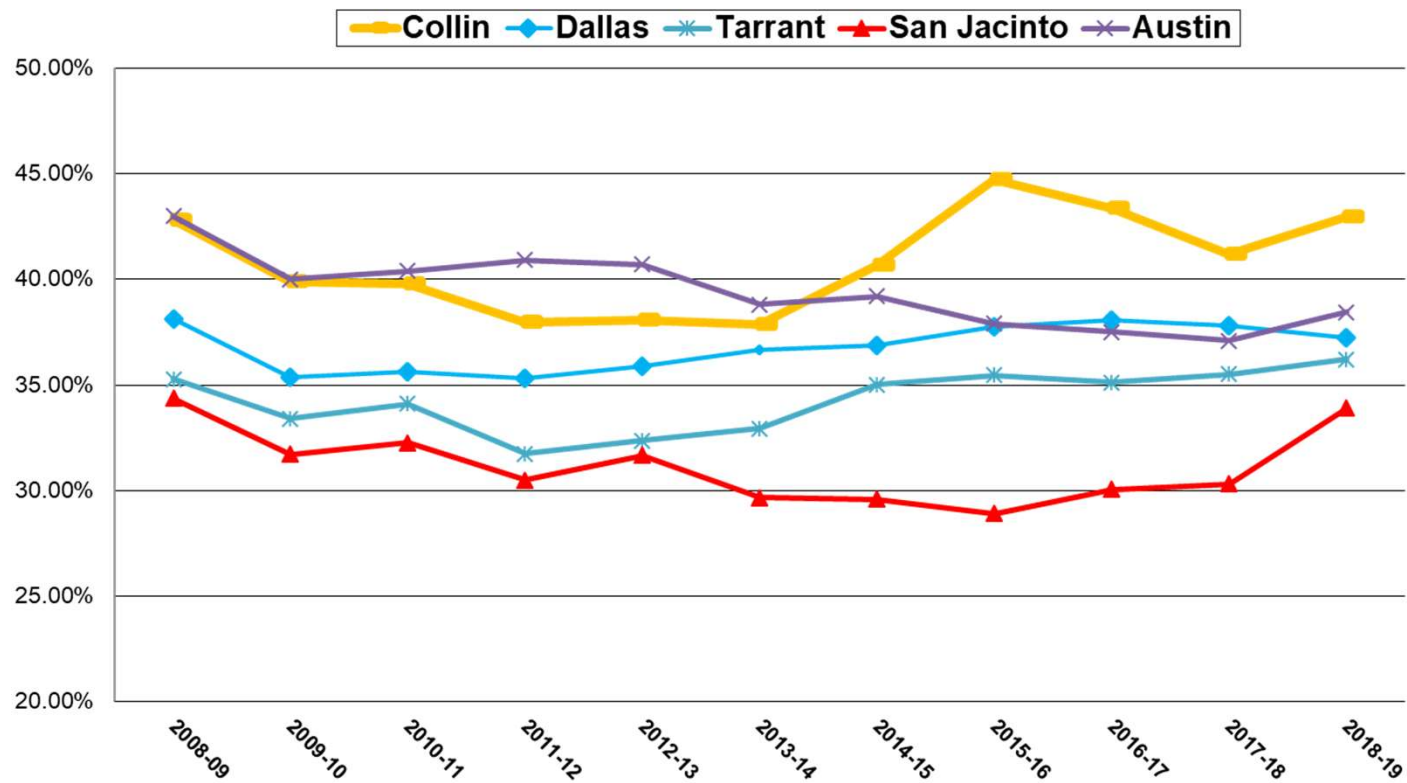
Highlights of the Proposed 2020-21 Budget – Expenses (In \$ Millions)

- **Transfer from Unrestricted to Debt Service** **\$ 10.3 increase**
- **Debt Service – GO Bonds** **\$ 11.6 increase**

	20/21	19/20	
	Budget	Budget	Difference
Bond Principal - Series 2010	\$2.76	\$2.64	\$.13
Bond Interest - Series 2010	.32	.44	(.12)
Bond Principal - Series 2018	8.21	7.89	.32
Bond Interest - Series 2018	9.25	9.56	(.32)
Bond Principal - Series 2020	1.92		1.92
Bond Interest - Series 2020	12.72	3.	9.72
Total Expenses	\$35.17	\$23.52	\$11.64

- **The Finance and Audit Committee will be discussing the approval of a resolution to do a cash defeasance of Series 2010 Bonds.**

% of Expenditures on Instruction



Source: Community College CAFRs & CARAT Report

Estimated Change in Unrestricted Net Position

	20-21	19-20	
	Budget	Budget	Change
Net Position - beginning of year	\$152.7	\$155.2	\$(2.53)
Revenues	221.7	207.0	14.7
Expenses	217.4	191.8	25.6
Transfers - Additions (deductions)	(36.49)	(17.71)	(18.78)
Net increase (decrease for the fiscal year)	(32.15)	(2.53)	(29.62)
Net Position - end of year	\$120.5	\$152.7	\$(32.15)

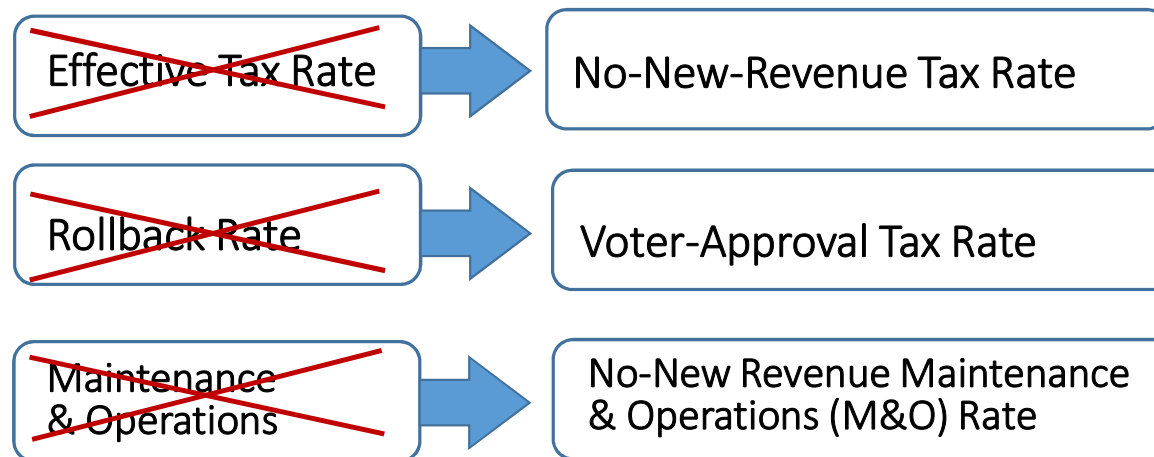
Fiscal Year 2020-2021 Estimated Tax Rate

July 28, 2020



Introducing a new TNT (Truth-in-Taxation)

- Senate Bill 2, 86th Legislative Session made several significant changes to the truth-in-taxation process.

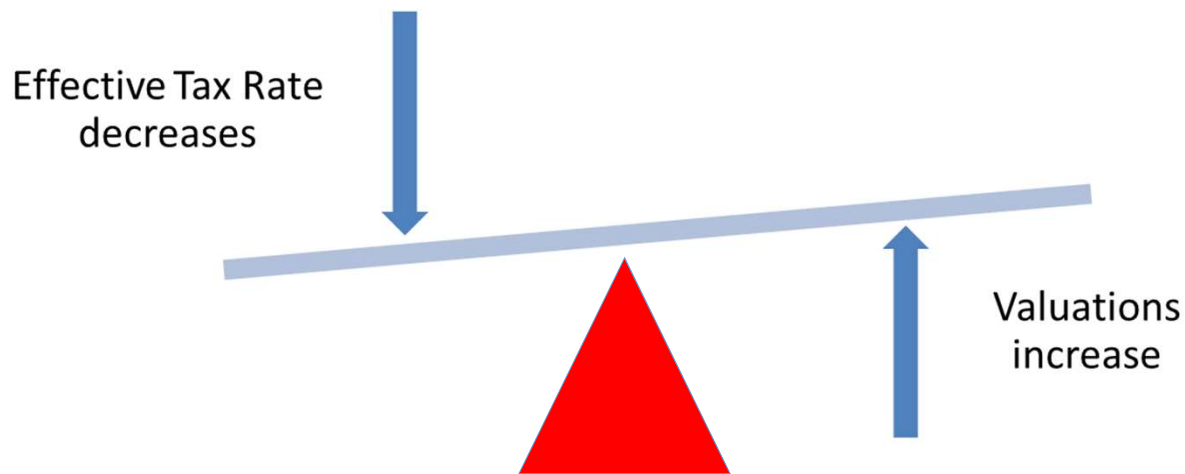


“Truth in Taxation”

- A concept embodied in the Texas Constitution and the Tax Code
- Requires taxing entities to make taxpayers aware of tax rates and proposals
- Compares last year’s tax rate/revenue to this year’s calculated **No-New-Revenue Tax Rate** (Effective) and **Voter-Approval Tax Rate** (Rollback)
- Very strict rules on timing and information of public hearings and published notices

No-New-Revenue (Effective) Tax Rate

The tax rate that would give us the same amount of money as last year given the new valuations



Voter-Approval (Rollback) Rate



**No-New-Revenue (Effective) Rate plus 8% Debt Tax Rate
sufficient to pay this year's debt (or provide funds from other
resources)**



Voter-Approval (Rollback) Rate

If the Board adopts a tax rate higher than the Voter-Approval (Rollback) Rate, the voters can circulate a petition calling for an election to limit ("rollback") the size of the tax increase

Two Parts to the Tax Rate/Revenue

“M&O”

- Maintenance and Operations
- Covers facilities, salaries, utilities, day-to-day operations
- Can be used for any lawful purpose, including debt service

“Debt”

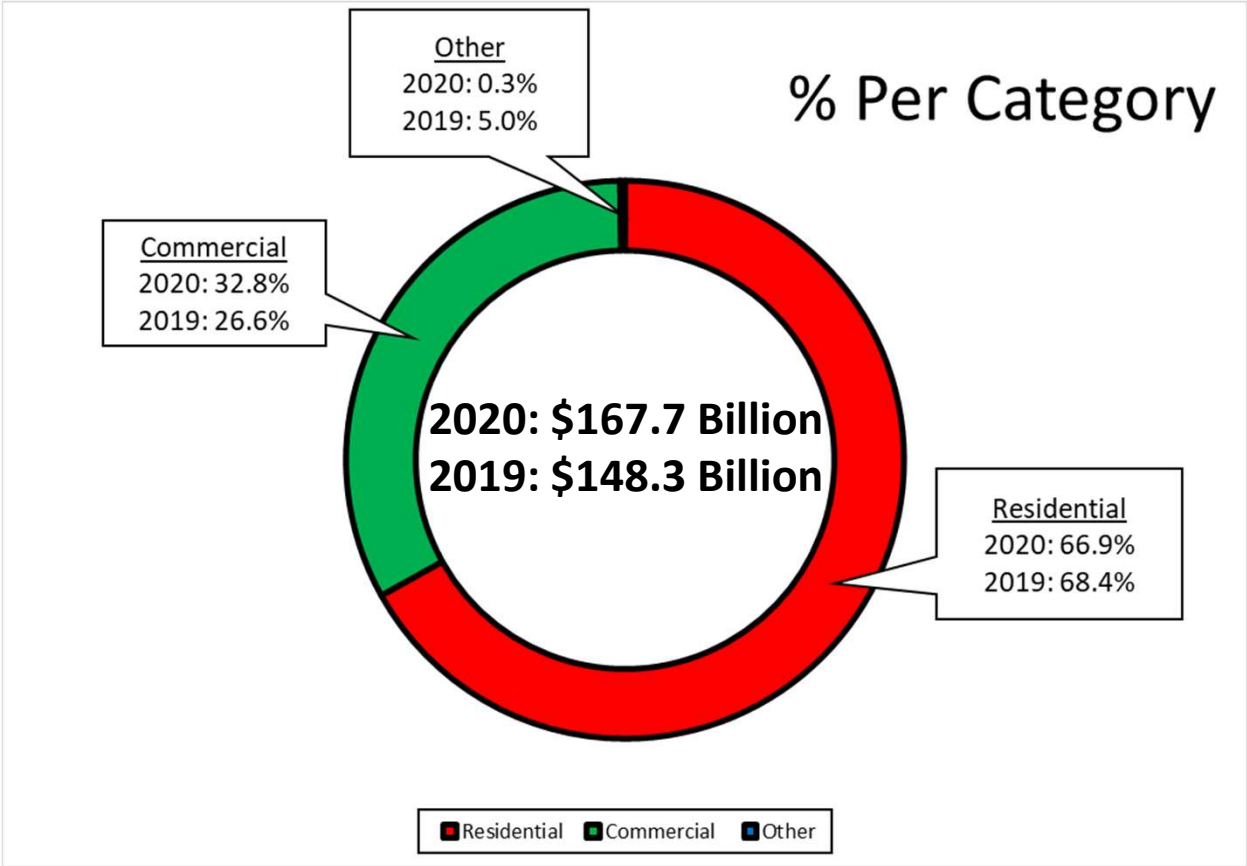
- Covers Principal and Interest on bonds issued and secured by the property tax revenues
- Can only be used for debt service costs

TAV Values from the CCAD

	Tax Year 20 Fiscal Year 21	Tax Year 19 Fiscal Year 20	Tax Year 18 Fiscal Year 19	Tax Year 17 Fiscal Year 18	Tax Year 16 Fiscal Year 17	Tax Year 15 Fiscal Year 16
Preliminary Estimate TAV	158,990,000,000	151,500,000,000	138,800,000,000	122,800,000,000	106,534,524,000	94,897,143,877
Certified Estimate TAV	158,700,000,000	152,500,000,000	139,900,000,000	123,400,000,000	108,409,531,622	96,018,036,000
Certified TAV	159,525,206,817	152,009,993,287	138,138,232,532	125,262,578,238	109,480,845,447	96,564,763,509
% Change from Preliminary to Certified Estimate	99.82%	100.66%	100.79%	100.49%	101.76%	101.18%
% Change from Preliminary to Certified	100.34%	100.34%	99.52%	102.01%	102.77%	101.76%
% Change in Preliminary from prior year	4.94%	9.15%	13.03%	15.27%	12.26%	
% Change in Certified Estimate from prior year	4.07%	9.01%	13.37%	13.83%	12.91%	
% Change in Certified from prior year		10.04%	10.28%	14.42%	13.38%	





The CCAD is scheduled to release the Estimated Certified Totals on July 27th. The Tax Assessor and Collectors Office will then provide additional information on when the District will receive our official rates.

Collin County Property Values % by Type



Source: Collin County Appraisal District

Collin College Preliminary Effective and Rollback Rate Calculations

<u>Tax Year</u>	<u>Rate Type</u>	<u>Combined</u>	<u>Collin College Taxes on "Average" Home</u>	
2019	Actual	\$ 0.081222	\$ 304.30	
2020	No-New Revenue (Effective)	\$ 0.077088	\$ 290.44	
2020	Voter Approval (Rollback)	\$ 0.083255	\$ 313.67	
2020	Budgeted	\$ 0.081222	\$ 306.01	

At the average taxable value of a residence homestead of \$376,758, a homeowner will pay an additional \$1.71 at the same Combined Tax Rate due to increased property value.

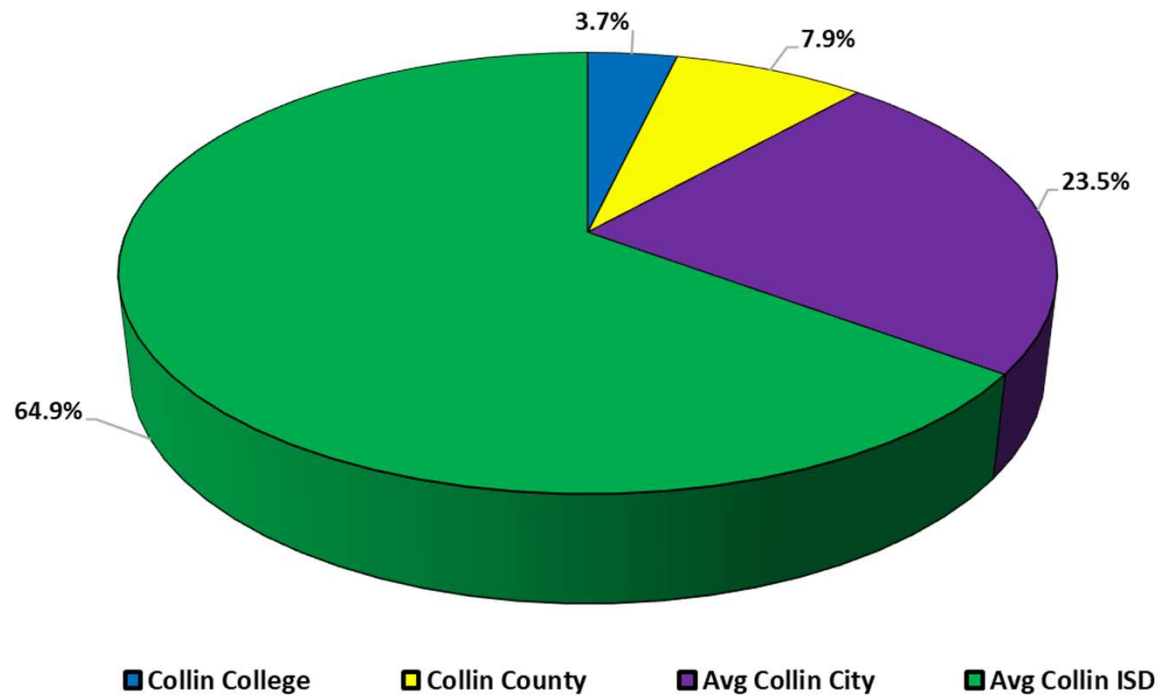
Note: The Effective and Rollback rates are preliminary numbers pending receipt of additional data from the Collin Appraisal District and the Tax Assessor and Collectors Office.

Academic Year 2019-20 Total Tax Rates Texas Public Community Colleges

Rank	College District	Total	Rank	College District	Total	Rank	College District	Total
1	Frank Phillips	0.72000	18	Temple	0.18860	35	Tarrant	0.13017
2	South Plains	0.39270	19	Odessa	0.18679	36	Northeast	0.13000
3	Ranger	0.37498	20	Alvin	0.18586	37	Central	0.12790
4	Laredo	0.32864	21	San Jacinto	0.17817	38	Dallas	0.12400
5	Brazosport	0.30018	22	Coastal	0.17687	39	Texarkana	0.12308
6	Del Mar	0.28067	23	Kilgore	0.17500	40	Navarro	0.11640
7	Western	0.26550	24	South Texas	0.17330	41	Weatherford	0.11495
8	Panola	0.25112	25	Grayson	0.17175	42	Lone Star	0.10780
9	Clarendon	0.23660	26	Galveston	0.17119	43	Austin	0.10490
10	Lee	0.23010	27	Angelina	0.17096	44	North Central Texas	0.10130
11	Amarillo	0.22790	28	Trinity Valley	0.16241	45	Houston	0.10026
12	Vernon	0.22106	29	Southwest	0.16140	46	Hill	0.09194
13	Victoria	0.22060	30	Alamo	0.14915	47	Midland	0.09121
14	Howard	0.21064	31	McLennan	0.14770	48	Paris	0.08450
15	College of the Mainland	0.20425	32	El Paso	0.14117	49	Collin	0.08122
16	Cisco	0.20000	33	Wharton	0.13934	50	Blinn	0.05600
17	Tyler	0.19993	34	Texas Southmost	0.13854		State Average	0.18737

Source: FYE 2019-20 per TX Association of Community Colleges/college website/appraisal district

Percentage of Total Tax Rate



Source: Collin Central Appraisal District

Public Hearings and Publications

If an adopted rate exceeds the No-New-Revenue (Effective) or the Voter-Approval (Rollback) rate (whichever is lower), the taxing unit must hold a public hearing and publish several notices

Even if the **tax rate** isn't changing, the **expected revenue** is increasing.

Collin College Tax Calendar

Date	Activity
August 4, 2020	Take record vote at Regular Board Meeting to place on future meeting as an action item, specifying the tax rate, and schedule a public hearings (since tax rate > effective rate)
August 11, 2020	Post the notice prominently on the homepage of the College's website.
August 13, 2020	"Notice of Public Hearing on Tax Increase" is the first quarter-page notice in newspaper and on website, published at least 7 days before public hearings
August 18, 2020	Public hearing
August 25, 2020	Regular Board Meeting to include adoption of tax rate. Meeting must be 3-14 days after second public hearing

Questions?

Collin County Community College District Board of Trustees

2020-08-1-X

August 4, 2020

Resource: Melissa Irby
Chief Financial Officer

AGENDA ITEM: Presentation of the Proposed 2020-2021 Budget

DISCUSSION: The Proposed Budget for Fiscal Year 2020-2021 will be presented to the Board of Trustees and the public. On July 28, 2020, Chief Financial Officer, Melissa Irby, presented the proposed budget to the Finance and Audit Committee. All board members received a copy of the proposed budget via email and in hard copy form.

DISTRICT PRESIDENT'S RECOMMENDATION: No recommendation. This item is for presentation only.

SUGGESTED MOTION: This item is for presentation only. No action is required.

DRAFT

Collin County Community College District Board of Trustees

2. Finance and Audit Committee

July 28, 2020

Resource: Melissa Irby
Chief Financial Officer

DISCUSSION ITEM: Review and Discuss FY21 Proposed Property Tax Rate

DISCUSSION: The first step in the adoption of property tax rates each year involves presenting to the Finance and Audit Committee the Truth-In-Taxation calculations that determine the debt service tax rate and the range within which the Board may, without subjecting the District to a rollback election, adopt the Maintenance & Operations tax rate.

Collin County Community College District Board of Trustees

2020-08-1-X

August 4, 2020

Resource: Melissa Irby
Chief Financial Officer

AGENDA ITEM: Report Out of the Finance and Audit Committee and Vote on Consideration of the Proposed Tax Rate for 2020

DISCUSSION: Based on preliminary information received from the Collin County Tax Assessor-Collector, the following rates are recommended for adoption for tax year 2020:

	<u>Proposed TY 2020</u>	<u>Actual TY 2019</u>
Maintenance & Operations Tax Levy	\$0.079100/\$100	\$0.079100/\$100
Debt Service Tax Levy	<u>\$0.002122/\$100</u>	<u>\$0.002122/\$100</u>
TOTAL	\$0.081222/\$100	\$0.081222/\$100

DISTRICT PRESIDENT'S RECOMMENDATION: The District President recommends approval of the recorded vote on consideration of the proposed tax rate for tax year 2020.

SUGGESTED MOTION: "Mr. Chairman, I make a motion that the Board of Trustees of Collin County Community College District approves a recorded vote on consideration of the proposed tax rate for 2020 for Maintenance & Operations Tax Levy of \$0.079100 per \$100 of assessed property value and Debt Service Tax Levy of \$0.002122 per \$100 of assessed property value, for a total of \$0.081222 per \$100 of assessed property value."

Collin County Community College District Board of Trustees

3. Finance and Audit Committee

July 28, 2020

Resource: Melissa Irby
Chief Financial Officer

DISCUSSION ITEM: Consideration of Approval of a Resolution Calling for the Redemption and Defeasance of the District's Remaining Limited Tax Refunding Bonds, Series 2010

DISCUSSION: The District's remaining Limited Tax Refunding Bonds, Series 2010 bonds mature on August 15 in each of the years 2021 through 2023, in the aggregated principal amount of \$7,000,000. Cash defeasance of the bonds will save \$548,550 in future interest payments.

**RESOLUTION AUTHORIZING DEFEASANCE OF
LIMITED TAX REFUNDING BONDS, SERIES 2010**

WHEREAS, Collin County Community College District (the “District”) has outstanding the following obligations: Collin County Community College District Limited Tax Refunding Bonds, Series 2010, bonds maturing on August 15 in each of the years 2021 through 2023, in the aggregate principal amount of \$7,000,000 (the “Defeasible Obligations”); and

WHEREAS, the laws of the State of Texas and the proceedings authorizing the issuance of the Defeasible Obligations permit the Board of Trustees of the District to effect a defeasance of the Defeasible Obligations prior to their scheduled maturities; and

WHEREAS, District staff has determined and recommended to the Board of Trustees that effecting the defeasance of the Defeasible Obligations in the manner described below will be the most beneficial use of available funds of the District, resulting in the reduction of the outstanding indebtedness secured by ad valorem taxes.

**NOW, THEREFORE, BE IT RESOLVED BY THE BOARD OF TRUSTEES OF
THE COLLIN COUNTY COMMUNITY COLLEGE DISTRICT:**

Section 1. That the Board of Trustees hereby authorizes the use of available funds of the District for the purpose of effecting the defeasance of the Defeasible Obligations.

Section 2. That District staff is hereby directed to fund the defeasance of Defeasible Obligations as provided in this Resolution in an amount equal to the principal amount of the Defeasible Obligations to be defeased, plus accrued interest on the Defeasible Obligations to their date fixed for redemption.

Section 3. That District staff is hereby directed to cause the Defeasible Obligations that are eligible for redemption prior to their stated maturities by their terms to be redeemed prior to their scheduled maturities on Sept 9, 2020. Notice of the redemption of the Defeasible Obligations shall be in substantially the form attached to this Resolution as Exhibit A, and shall be given in the manner provided in the proceedings authorizing the issuance of the Defeasible Obligations.

Section 4. That this Resolution shall become effective immediately upon its adoption, in accordance with the provisions of Section 1201.028, Texas Government Code.

Section 5. That this Board of Trustees officially finds and determines that the meeting at which this Resolution is adopted was open to the public, and that public notice of the time, place, and purpose of such meeting was given, all as required by Chapter 551, Texas Government Code.

PASSED AND APPROVED the 4th day of August, 2020.

President, Board of Trustees

ATTEST:

Secretary, Board of Trustees

(SEAL)

DRAFT

EXHIBIT A

NOTICE OF REDEMPTION

COLLIN COUNTY COMMUNITY COLLEGE DISTRICT LIMITED TAX REFUNDING BONDS, SERIES 2010

NOTICE is hereby given that the following obligations issued by the Collin County Community College District are called for redemption prior to their scheduled maturities, at a price of par and accrued interest to the date of redemption, without premium, to-wit:

COLLIN COUNTY COMMUNITY COLLEGE DISTRICT LIMITED TAX REFUNDING BONDS, SERIES 2010, all outstanding bonds maturing on August 15 in each of the years, 2021 through 2023, aggregating \$7,000,000 in principal amount; Redemption Price: par and accrued interest to the date of redemption, without premium; Redemption Date: Sept 9, 2020.

Maturity Date	Principal Amount Outstanding	Principal Amount Redeemed	Interest Rate	Cusip No
8/15/2021	\$2,760,000	\$2,760,000	5.00%	194741GB4
8/15/2022	\$2,895,000	\$2,895,000	5.00%	194741GC2
8/15/2023	\$1,345,000	\$1,345,000	5.00%	194741GD0

Due provision for the payment of the above-described obligations has been made with The Bank of New York Mellon Trust Company, N.A. ("BNY"), the paying agent for said obligations, and said obligations shall be presented for payment either in person or by mail, at the following addresses:

<u>First Class/Registered/Certified</u>	<u>Express Delivery Only</u>	<u>By Hand Only</u>
The Bank of New York Mellon Global Corporate Trust P.O. Box 396 East Syracuse, New York 13057	The Bank of New York Mellon Global Corporate Trust 111 Sanders Creek Pkwy. East Syracuse, New York 13057	The Bank of New York Mellon Global Corporate Trust Corporate Trust Window 101 Barclay Street, 1 st Fl. E. New York, New York 10286

Interest on the redeemed obligations shall cease to accrue thereon after the redemption date.

CUSIP numbers have been assigned to this issue by the CUSIP Service Bureau and are included solely for the convenience of the Bondholder. The District and BNY shall not be responsible for the selection or correctness of the CUSIP numbers on the obligations or as indicated in any redemption notice.

Interested parties may direct telephone inquiries to Bondholder Relations at (800) 254-2826.

THIS NOTICE is given under authority of a resolution adopted by the Board of Trustees of the District on August 4, 2020.

Collin County Community College District Board of Trustees

2020-08-1-X

August 4, 2020

Resource: Melissa Irby
Chief Financial Officer

- AGENDA ITEM:** Report Out of the Finance and Audit Committee and Consideration of Approval of a Resolution Calling for the Redemption and Defeasance of the District's Remaining Limited Tax Refunding Bonds, Series 2010
- DISCUSSION:** The District's Limited Tax Refunding Bonds, Series 2010 bonds mature on August 15th in each of the years 2021 through 2023, in the aggregated principal amount of \$7,000,000. Cash defeasance of the bonds will save \$548,550 in future interest payments.
- DISTRICT PRESIDENT'S RECOMMENDATION:** The District President recommends approval of the resolution calling for the redemption and defeasance of the District's Remaining Limited Tax Refunding Bonds, Series 2010.
- SUGGESTED MOTION:** This item comes as a motion and second out of committee. A suggested motion would be, "Mr. Chairman, I make a motion that the Board of Trustees of Collin County Community College District approves the resolution calling for the redemption and defeasance of the District's Remaining Limited Tax Refunding Bonds, Series 2010."