

SOUTHWEST INDEPENDENT SCHOOL DISTRICT

Interest for March 2026

CHECKING ACCT. INTEREST-PNC BANK 1110.00				POST TO 3-31-2026
GENERAL FUND	XXXXXX2965	161-00-5742.00-998-99000	2026	\$ 5,426
TAX ACCOUNT	XXXXXX3696	861-00-2171.00-000-00000	2026	\$ 15,442
INTEREST & SINKING FUND	XXXXXX3602	599-00-5742.00-998-99000	2026	\$ 4,745
LOCAL BUILDING FUND-BONDS 2023	XXXXXX3776	694-00-5742.00-998-99000	2026	\$ 15,675
CAFETERIA FUND	XXXXXX3477	240-00-5742.00-998-99000	2026	\$ 2,222
SWISD SCHOLARSHIP FUND	XXXXXX3899	167-00-5742.00-998-99000	2026	\$ 270
STUDENT ACTIVITY FUND	XXXXXX3821	865-00-2171.00-000-00000	2026	\$ 922
PAYROLL FUND	XXXXXX4007	863-00-2171.00-000-00000	2026	\$ 1,597
TOTAL CHECKING INTEREST				\$ 46,300

Lone Star Monthly Average 1110.04				POST TO 3-31-2026
LONE STAR INVESTMENT POOL				
	ENDING BALANCE			
GENERAL FUND	\$ 5,228,295.97	161-00-5742.00-998-99000	2026	\$ 14,211
TOTAL LONE STAR INTEREST	\$ 5,228,295.97			\$ 14,211

PNC Bank Monthly Average 1110.00				POST TO 3-31-2026
PNC Bank INVESTMENTS				
GENERAL FUND CD'S and NOTES (xxxx6744)	\$ 24,895,000.00	161-00-5742.00-998-99000	2026	\$ 309,875
INTEREST & SINKING CD'S and NOTES		599-00-5742.00-998-99000	2026	
SCHOLARSHIP FUND CD'S	\$ 1,500,000.00	167-00-5742.00-998-99000	2026	\$ 34,688
CAFETERIA FUND CD'S (xxxx5678)	\$ 500,000.00	240-00-5742.00-998-99000	2026	\$ 7,938
Local Building 2023 (xxxx5676)	\$ 25,000,000.00	694-00-5742.00-998-99000	2026	
TOTALPNC Safekeeping INVESTMENT INTEREST	\$ 51,895,000.00			\$ 352,500

Texpool Monthly Average 1110.02				POST TO 3-31-2026
TEXPOOL INTEREST				
	ENDING BALANCE			
GENERAL FUND	\$32,185,172.80	161-00-5742.00-998-99000	2026	\$100,074
SWISD SCHOLARSHIP FUND	\$452,536.13	167-00-5742.00-998-99000	2026	\$1,407
INTEREST & SINKING FUND	\$18,520,637.50	599-00-5742.00-998-99000	2026	\$52,665
CAFETERIA FUND	\$1,022,873.98	240-00-5742.00-998-99000	2026	\$3,180
LOCAL BUILDING FUND 2023	\$58,267,985.56	694-00-5742.00-998-99000	2026	\$181,415
TOTAL TEXPOOL INTEREST	\$110,449,205.97			\$338,741
TOTAL INTEREST				\$751,751

Scott Stephens
 Chief Financial Officer
 Investment Officer

**Southwest Independent School District
Scholarship Fund
March 2026**

ACCOUNT ACTIVITY

Beginning Balance **\$443,526.09**

EXPENSES:

Liberty University \$655.00

Total Expenses **\$655.00**

REVENUES:

Interest \$270.19

Waste Management \$385.12

Investment Maturity (will be reinvested in April) \$1,500,000.00

Total Revenue **\$1,500,655.31**

Ending Balance **\$1,943,526.40**

Beginning Texpool Balance **\$451,129.06**

TexPool Interest \$1,407.07

Ending Texpool Balance **\$452,536.13**

PNC BROKERAGE

Beginning Balance **\$0.00**

Ending Balance **\$0.00**

TOTAL Southwest ISD Scholarship Fund Assets **\$2,396,062.53**

Southwest ISD

Investment Report

As of March 31, 2026



M E E D E R

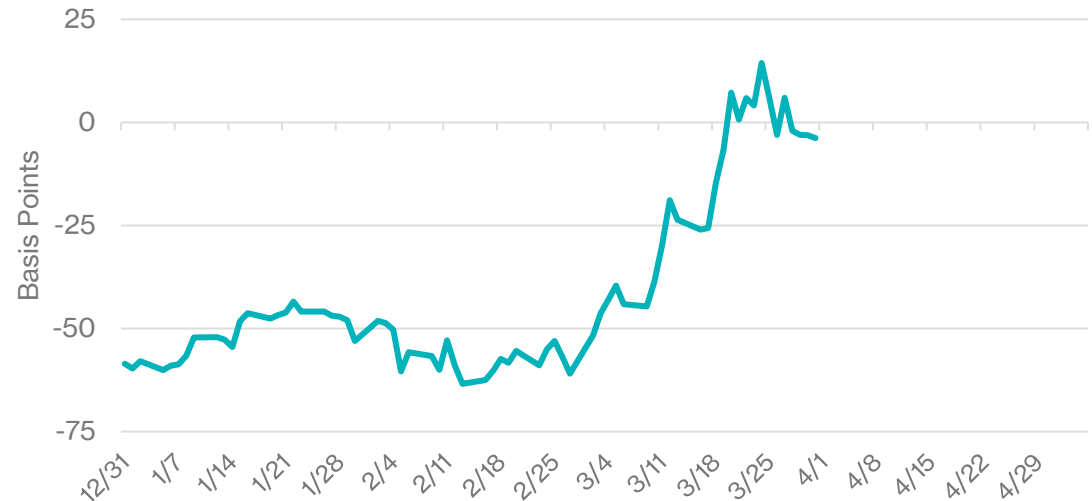
PUBLIC FUNDS

OBSERVATIONS AND EXPECTATIONS

- Interest rates were higher for March, generally due to increases of energy prices
- The Fed Funds futures market has been bouncing around, projecting no 2026 moves
- Economic growth for the fourth quarter of 2026 was revised lower to 0.7% from 1.4%
- Labor market data continue to show there's not much hiring or firing taking place
- The rate of change of inflation has slowed, but cumulative inflation is above average

- During most of February, the Fed Funds futures market was pricing in over two .25% Fed cuts this year.
- At the end of March, futures market data are projecting the Fed to be on hold this year.

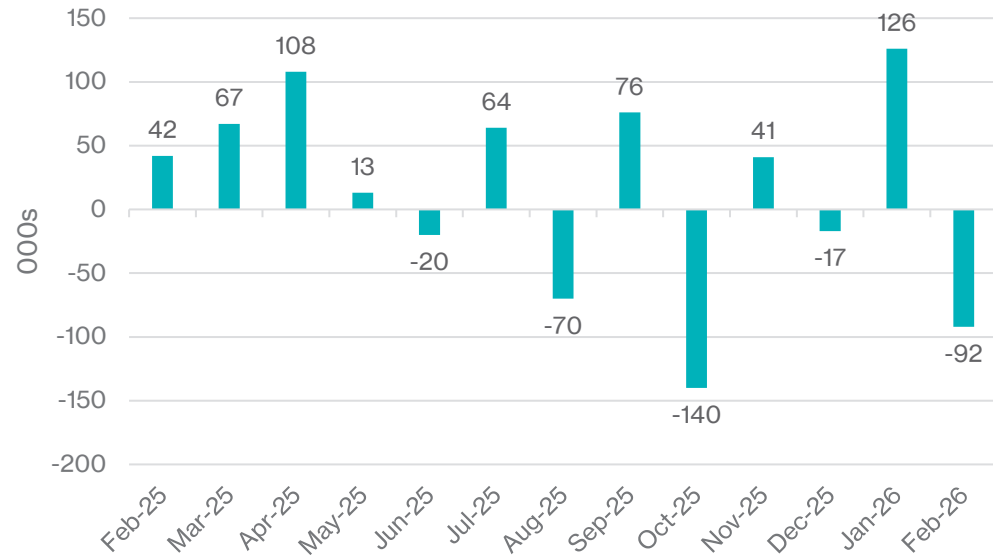
Projected Fed .25% Cuts/Hikes to Dec 2026



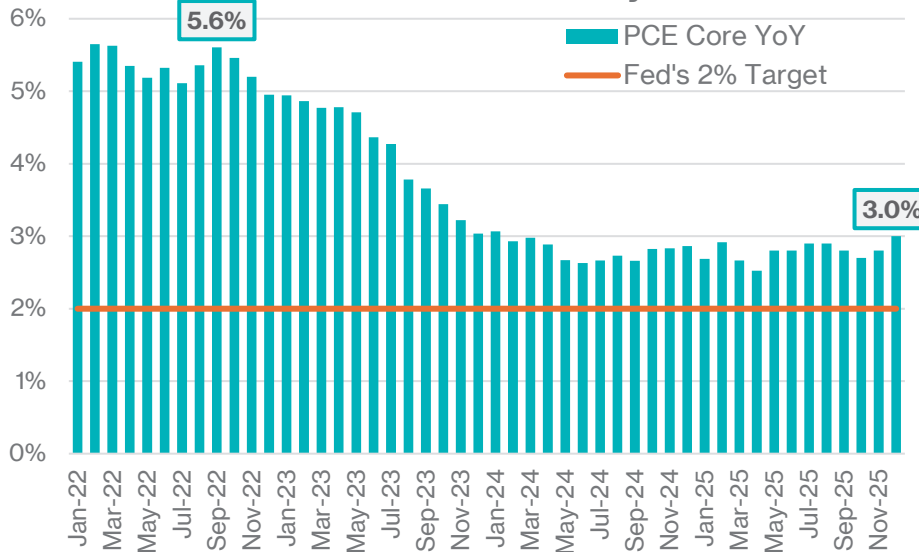
- Monthly nonfarm payrolls have alternated between negative and positive the past nine months.
- This is the highest string of consecutively contrasting job data on record.
- Many analysts and economists have stated we are experiencing a “no hire, no fire” job market.

SOURCE: BLOOMBERG,

Nonfarm Payrolls - MoM Change



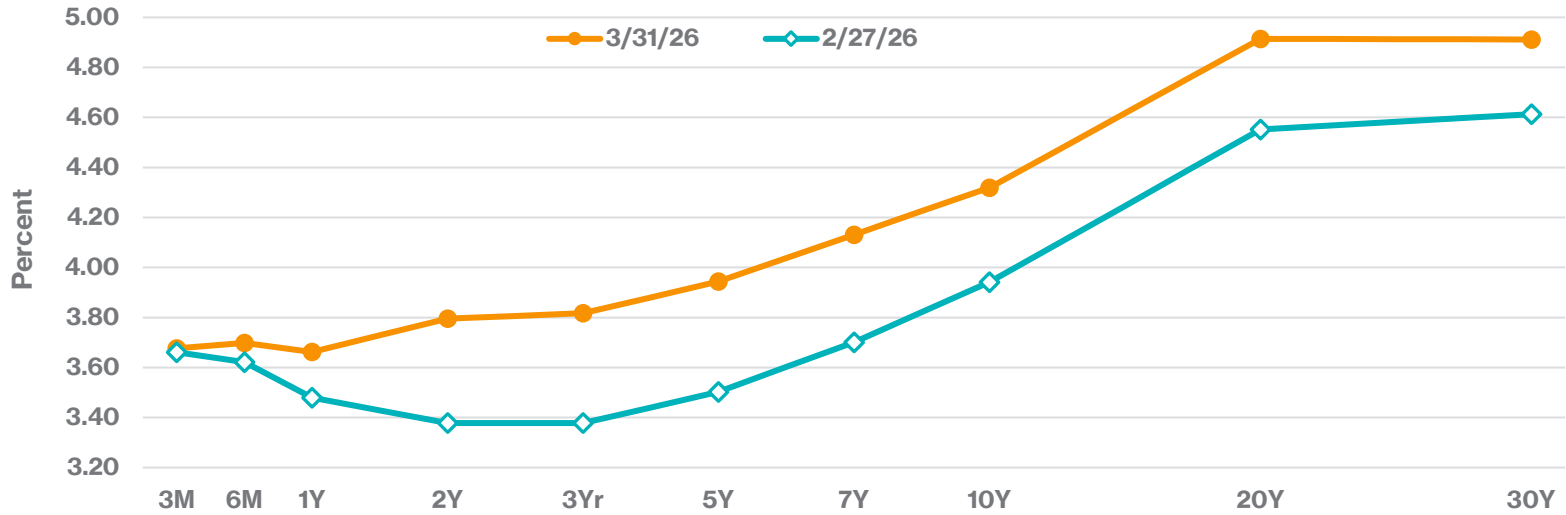
PCE Core Inflation Yoy



- The Consumer Price Index's YoY rate of change has slowed materially since the COVID year highs.
- The five-year cumulative change is up over 26%, which is well above a rolling 5-year average.
- U.S. consumers say their greatest financial concern right now is affordability, due to the accumulated inflation since the pandemic.

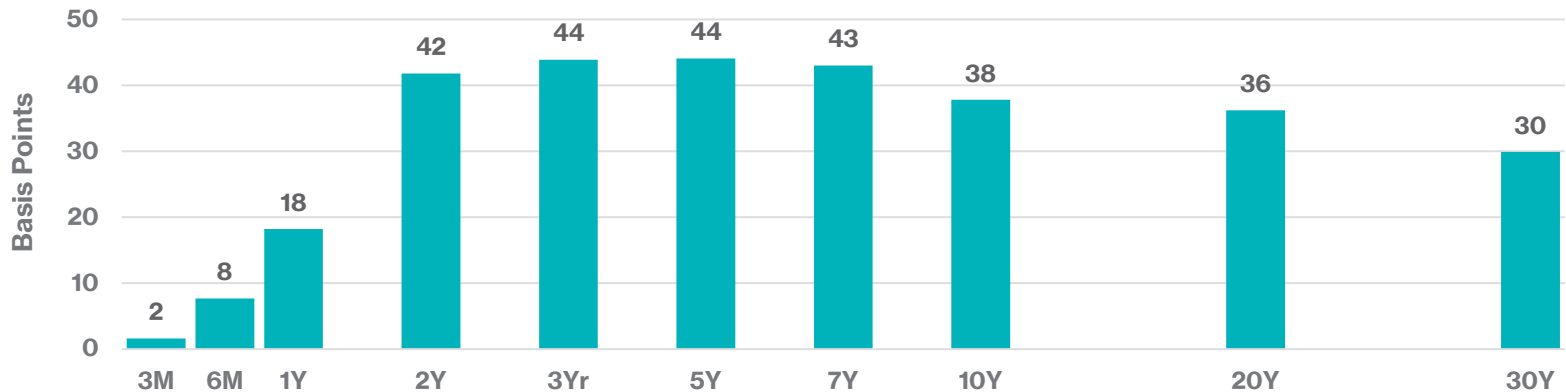
SOURCE: BLOOMBERG, *2026 YOY THROUGH FEB

U.S. Treasury Yield Curve Change



SOURCES: BLOOMBERG

Basis Point Change



SOURCES: BLOOMBERG

Contents

Portfolio Summary	6
Portfolio Overview	7
Summary by Type	8
Position Statement	10
Cash Reconciliation Report	14
Transaction Statement	15
Amortization Schedule	16
Accrued Interest Schedule	17
Earnings by Fund	19



Portfolio Summary

3.67

Weighted Average Yield to Maturity

0.10

Weighted Average Maturity (Years)

0.12

Portfolio Effective Duration (Years)

0.10

Weighted Average Life (Years)

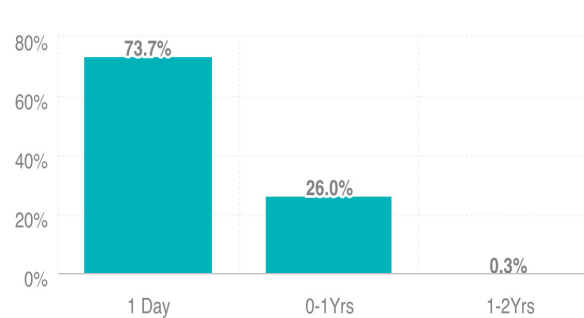
AA+

Average Credit Rating

Portfolio Position

Par Value	\$191,036,258
Principal Cost	\$190,319,135
Book Value	\$190,798,059
Market Value	\$190,858,916
Unrealized Gain/Loss	\$60,857
Accrued Interest	\$230,570

Maturity Distribution



Sector Allocation



● LGIP	60.61%
● Money Market Funds	13.08%
● Commercial Paper	12.97%
● U.S. Agencies	9.46%
● U.S. Treasuries	3.88%

Portfolio Overview

SECURITY TYPE	PAR VALUE	MARKET VALUE	BOOK VALUE	% OF PORTFOLIO	DAYS TO MATURITY	YIELD
LGIP	115,677,501.94	115,677,501.94	115,677,501.94	60.61%	1	3.68
Money Market Funds	24,963,756.10	24,963,756.10	24,963,756.10	13.08%	1	2.57
Commercial Paper	25,000,000.00	24,750,914.80	24,750,914.80	12.97%	94	3.95
U.S. Treasuries	7,395,000.00	7,409,443.40	7,414,321.30	3.88%	290	3.66
U.S. Agencies	18,000,000.00	18,057,300.00	17,991,565.29	9.46%	150	4.74
TOTAL	191,036,258.04	190,858,916.24	190,798,059.44	100.00%	38	3.67

CASH AND ACCRUED INTEREST

Purchased Accrued Interest		0.00	0.00			
TOTAL CASH AND INVESTMENTS	191,036,258.04	190,858,916.24	190,798,059.44		38	3.67

TOTAL EARNINGS

	CURRENT MONTH	FISCAL YEAR TO DATE
	584,887.99	4,373,100.80

Summary by Type

SECURITY TYPE	# OF SECURITIES	PAR VALUE	BOOK VALUE	% OF PORTFOLIO	YIELD	DAYS TO FINAL MATURITY
29 TAX ACCOUNT						
Money Market Funds	1	1,153,660.67	1,153,660.67	0.60	3.00	1
TOTAL	1	1,153,660.67	1,153,660.67	0.60	3.00	1

CAFETERIA FUND						
LGIP	1	1,022,873.98	1,022,873.98	0.54	3.68	1
Money Market Funds	1	3,945,895.18	3,945,895.18	2.06	3.00	1
U.S. Agencies	1	500,000.00	499,053.93	0.27	4.68	415
TOTAL	3	5,468,769.16	5,467,823.09	2.87	3.28	39

GENERAL FUND						
LGIP	2	37,413,468.77	37,413,468.77	19.58	3.69	1
Money Market Funds	1	3,544,301.69	3,544,301.69	1.85	0.00	1
U.S. Treasuries	1	7,395,000.00	7,414,321.30	3.91	3.66	290
U.S. Agencies	4	17,500,000.00	17,492,511.36	9.27	4.74	141
TOTAL	8	65,852,770.46	65,864,603.13	34.54	3.77	71

HIGH SCHOOL STUDENT ACTIVITY						
Money Market Funds	1	1,630,192.58	1,630,192.58	0.85	3.00	1
TOTAL	1	1,630,192.58	1,630,192.58	0.85	3.00	1

INTEREST & SINKING						
LGIP	1	18,520,637.50	18,520,637.50	9.69	3.68	1
Money Market Funds	1	504,744.96	504,744.96	0.26	3.00	1
TOTAL	2	19,025,382.46	19,025,382.46	9.97	3.66	1

LOCAL BUILDING BOND 2023

Summary by Type

SECURITY TYPE	# OF SECURITIES	PAR VALUE	BOOK VALUE	% OF PORTFOLIO	YIELD	DAYS TO FINAL MATURITY
LGIP	1	58,267,985.56	58,267,985.56	30.49	3.68	1
Money Market Funds	1	10,598,778.32	10,598,778.32	5.55	3.00	1
Commercial Paper	4	25,000,000.00	24,750,914.80	12.95	3.95	94
TOTAL	6	93,866,763.88	93,617,678.68	49.05	3.68	26

PAYROLL ACCOUNT

Money Market Funds	1	1,642,656.30	1,642,656.30	0.86	3.00	1
TOTAL	1	1,642,656.30	1,642,656.30	0.86	3.00	1

SCHOLARSHIP FUND

LGIP	1	452,536.13	452,536.13	0.24	3.68	1
Money Market Funds	1	1,943,526.40	1,943,526.40	1.02	3.00	1
TOTAL	2	2,396,062.53	2,396,062.53	1.26	3.13	1

GRAND TOTAL	24	191,036,258.04	190,798,059.44	100.00	3.67	38
--------------------	-----------	-----------------------	-----------------------	---------------	-------------	-----------



Position Statement

CUSIP	DESCRIPTION	TRADE DATE SETTLE DATE	PAR VALUE	PRINCIPAL COST PURCHASED INTEREST	TOTAL COST	YIELD TO MATURITY	MATURITY DATE	DAYS TO MATURITY	MARKET PRICE MARKET VALUE	UNREALIZED GAIN/LOSS BOOK VALUE	% OF MV	MOODY'S S&P RATING
29 TAX ACCOUNT												
MONEY MARKET FUNDS												
49-4929-3696	BBVA-PNC Business Checking with Interest Account	03/31/2026 03/31/2026	1,153,660.67	1,153,660.67 0.00	1,153,660.67	3.00		1	1.00 1,153,660.67	0.00 1,153,660.67	0.60	NA NA
MONEY MARKET FUNDS TOTAL			1,153,660.67	1,153,660.67 0.00	1,153,660.67	3.00		1	1.00 1,153,660.67	0.00 1,153,660.67	0.60	NA
29 TAX ACCOUNT TOTAL			1,153,660.67	1,153,660.67 0.00	1,153,660.67	3.00		1	1.00 1,153,660.67	0.00 1,153,660.67	0.60	NA

CAFETERIA FUND												
LGIP												
TEXPOOL	TexPool	03/31/2026 03/31/2026	1,022,873.98	1,022,873.98 0.00	1,022,873.98	3.68		1	1.00 1,022,873.98	0.00 1,022,873.98	0.54	AAA
LGIP TOTAL			1,022,873.98	1,022,873.98 0.00	1,022,873.98	3.68		1	1.00 1,022,873.98	0.00 1,022,873.98	0.54	AAA
MONEY MARKET FUNDS												
49-4929-3477	BBVA-PNC Business Checking with Interest Account	03/31/2026 03/31/2026	3,945,895.18	3,945,895.18 0.00	3,945,895.18	3.00		1	1.00 3,945,895.18	0.00 3,945,895.18	2.07	NA NA
MONEY MARKET FUNDS TOTAL			3,945,895.18	3,945,895.18 0.00	3,945,895.18	3.00		1	1.00 3,945,895.18	0.00 3,945,895.18	2.07	NA
U.S. AGENCIES												
3133ERFJ5	FED FARM CR BNKS 4.500 05/20/27	05/21/2024 05/21/2024	500,000.00	497,500.00 0.00	497,500.00	4.68	05/20/2027	415	100.68 503,405.00	4,351.07 499,053.93	0.26	Aa1 AA+
U.S. AGENCIES TOTAL			500,000.00	497,500.00 0.00	497,500.00	4.68		415	100.68 503,405.00	4,351.07 499,053.93	0.26	AA+
CAFETERIA FUND TOTAL			5,468,769.16	5,466,269.16 0.00	5,466,269.16	3.28		39	5,472,174.16	4,351.07 5,467,823.09	2.87	AAA

GENERAL FUND												
LGIP												
LSCO	Lone Star Invest Pool - Corporate Overnight Fund	03/31/2026 03/31/2026	5,228,295.97	5,228,295.97 0.00	5,228,295.97	3.78		1	1.00 5,228,295.97	0.00 5,228,295.97	2.74	AAA



Position Statement

CUSIP	DESCRIPTION	TRADE DATE SETTLE DATE	PAR VALUE	PRINCIPAL COST PURCHASED INTEREST	TOTAL COST	YIELD TO MATURITY	MATURITY DATE	DAYS TO MATURITY	MARKET PRICE MARKET VALUE	UNREALIZED GAIN/LOSS BOOK VALUE	% OF MV	MOODY'S S&P RATING
TEXPOOL	TexPool	03/31/2026 03/31/2026	32,185,172.80	32,185,172.80 0.00	32,185,172.80	3.68		1	1.00 32,185,172.80	0.00 32,185,172.80	16.86	AAA
LGIP TOTAL			37,413,468.77	37,413,468.77 0.00	37,413,468.77	3.69		1	1.00 37,413,468.77	0.00 37,413,468.77	19.60	AAA
MONEY MARKET FUNDS												
49-4923-2965	BBVA-PNC Corporate Business Account	03/31/2026 03/31/2026	3,544,301.69	3,544,301.69 0.00	3,544,301.69	0.00		1	1.00 3,544,301.69	0.00 3,544,301.69	1.86	NA NA
MONEY MARKET FUNDS TOTAL			3,544,301.69	3,544,301.69 0.00	3,544,301.69	0.00		1	1.00 3,544,301.69	0.00 3,544,301.69	1.86	NA
U.S. TREASURIES												
91282CJT9	US TREASURY 4.000 01/15/27	10/14/2025 10/14/2025	7,395,000.00	7,425,619.92 0.00	7,425,619.92	3.66	01/15/2027	290	100.20 7,409,443.40	(4,877.91) 7,414,321.30	3.88	Aa1 AA+
U.S. TREASURIES TOTAL			7,395,000.00	7,425,619.92 0.00	7,425,619.92	3.66		290	100.20 7,409,443.40	(4,877.91) 7,414,321.30	3.88	AA+
U.S. AGENCIES												
3133ERBJ9	FED FARM CR BNKS 4.875 04/15/26	04/16/2024 04/16/2024	4,000,000.00	3,993,199.52 0.00	3,993,199.52	4.97	04/15/2026	15	100.04 4,001,440.00	1,570.60 3,999,869.40	2.10	Aa1 AA+
3133EPKX2	FED FARM CR BNKS 4.000 05/26/26	05/24/2023 05/26/2023	3,000,000.00	2,991,480.00 0.00	2,991,480.00	4.10	05/26/2026	56	100.03 3,000,780.00	1,208.44 2,999,571.56	1.57	Aa1 AA+
3130AXCP1	FHLBANKS 4.875 09/11/26	10/13/2023 10/16/2023	7,500,000.00	7,487,547.45 0.00	7,487,547.45	4.94	09/11/2026	164	100.48 7,535,625.00	37,539.72 7,498,085.28	3.95	Aa1 AA+
3133EP4U6	FED FARM CR BNKS 4.375 03/08/27	03/20/2024 03/20/2024	3,000,000.00	2,984,073.00 0.00	2,984,073.00	4.57	03/08/2027	342	100.54 3,016,050.00	21,064.87 2,994,985.13	1.58	Aa1 AA+
U.S. AGENCIES TOTAL			17,500,000.00	17,456,299.97 0.00	17,456,299.97	4.74		142	100.31 17,553,895.00	61,383.64 17,492,511.36	9.20	AA+
GENERAL FUND TOTAL			65,852,770.46	65,839,690.35 0.00	65,839,690.35	3.77		71	65,921,108.86	56,505.73 65,864,603.13	34.54	AAA

HIGH SCHOOL STUDENT ACTIVITY												
MONEY MARKET FUNDS												
49-4929-3821	BBVA-PNC Business Checking with Interest Account	03/31/2026 03/31/2026	1,630,192.58	1,630,192.58 0.00	1,630,192.58	3.00		1	1.00 1,630,192.58	0.00 1,630,192.58	0.85	NA NA
MONEY MARKET FUNDS TOTAL			1,630,192.58	1,630,192.58 0.00	1,630,192.58	3.00		1	1.00 1,630,192.58	0.00 1,630,192.58	0.85	NA
HIGH SCHOOL STUDENT ACTIVITY TOTAL			1,630,192.58	1,630,192.58 0.00	1,630,192.58	3.00		1	1,630,192.58	0.00 1,630,192.58	0.85	NA

Position Statement

CUSIP	DESCRIPTION	TRADE DATE SETTLE DATE	PAR VALUE	PRINCIPAL COST PURCHASED INTEREST	TOTAL COST	YIELD TO MATURITY	MATURITY DATE	DAYS TO MATURITY	MARKET PRICE MARKET VALUE	UNREALIZED GAIN/LOSS BOOK VALUE	% OF MV	MOODY'S S&P RATING
INTEREST & SINKING												
LGIP												
TEXPOOL	TexPool	03/31/2026 03/31/2026	18,520,637.50	18,520,637.50 0.00	18,520,637.50	3.68		1	1.00 18,520,637.50	0.00 18,520,637.50	9.70	AAA
LGIP TOTAL			18,520,637.50	18,520,637.50 0.00	18,520,637.50	3.68		1	1.00 18,520,637.50	0.00 18,520,637.50	9.70	AAA
MONEY MARKET FUNDS												
49-4929-3602	BBVA-PNC Business Checking with Interest Account	03/31/2026 03/31/2026	504,744.96	504,744.96 0.00	504,744.96	3.00		1	1.00 504,744.96	0.00 504,744.96	0.26	NA NA
MONEY MARKET FUNDS TOTAL			504,744.96	504,744.96 0.00	504,744.96	3.00		1	1.00 504,744.96	0.00 504,744.96	0.26	NA
INTEREST & SINKING TOTAL			19,025,382.46	19,025,382.46 0.00	19,025,382.46	3.66		1	1.00 19,025,382.46	0.00 19,025,382.46	9.97	AAA
LOCAL BUILDING BOND 2023												
LGIP												
TEXPOOL	TexPool	03/31/2026 03/31/2026	58,267,985.56	58,267,985.56 0.00	58,267,985.56	3.68		1	1.00 58,267,985.56	0.00 58,267,985.56	30.53	AAA
LGIP TOTAL			58,267,985.56	58,267,985.56 0.00	58,267,985.56	3.68		1	1.00 58,267,985.56	0.00 58,267,985.56	30.53	AAA
MONEY MARKET FUNDS												
49-4929-3776	BBVA-PNC Business Checking with Interest Account	03/31/2026 03/31/2026	10,598,778.32	10,598,778.32 0.00	10,598,778.32	3.00		1	1.00 10,598,778.32	0.00 10,598,778.32	5.55	NA NA
MONEY MARKET FUNDS TOTAL			10,598,778.32	10,598,778.32 0.00	10,598,778.32	3.00		1	1.00 10,598,778.32	0.00 10,598,778.32	5.55	NA
COMMERCIAL PAPER												
62479MF81	MUFG BANK NY 06/08/26	09/12/2025 09/12/2025	6,250,000.00	6,069,732.64 0.00	6,069,732.64	3.97	06/08/2026	69	99.27 6,204,430.56	0.00 6,204,430.56	3.25	P-1 A-1
22533UFV0	CREDIT AGRY NY 06/29/26	10/06/2025 10/06/2025	6,250,000.00	6,074,052.08 0.00	6,074,052.08	3.92	06/29/2026	90	99.06 6,191,130.21	0.00 6,191,130.21	3.24	P-1 A-1
63873KGA9	NATIXIS NY 07/10/26	10/16/2025 10/16/2025	6,250,000.00	6,075,244.79 0.00	6,075,244.79	3.88	07/10/2026	101	98.95 6,184,548.61	0.00 6,184,548.61	3.24	P-1 A-1



Position Statement

CUSIP	DESCRIPTION	TRADE DATE SETTLE DATE	PAR VALUE	PRINCIPAL COST PURCHASED INTEREST	TOTAL COST	YIELD TO MATURITY	MATURITY DATE	DAYS TO MATURITY	MARKET PRICE MARKET VALUE	UNREALIZED GAIN/LOSS BOOK VALUE	% OF MV	MOODY'S S&P RATING
8923A1GT2	TOYO CRD PUE RIC 07/27/26	11/17/2025 11/17/2025	6,250,000.00	6,079,427.08 0.00	6,079,427.08	4.04	07/27/2026	118	98.73 6,170,805.43	0.00 6,170,805.43	3.23	P-1 A-1+
COMMERCIAL PAPER TOTAL			25,000,000.00	24,298,456.59 0.00	24,298,456.59	3.95		94	99.00 24,750,914.80	0.00 24,750,914.80	12.97	AA-
LOCAL BUILDING BOND 2023 TOTAL			93,866,763.88	93,165,220.47 0.00	93,165,220.47	3.68		26	93,617,678.68	0.00 93,617,678.68	49.05	AA

PAYROLL ACCOUNT

MONEY MARKET FUNDS

49-4929-4007	BBVA-PNC Business Checking with Interest Account	03/31/2026 03/31/2026	1,642,656.30	1,642,656.30 0.00	1,642,656.30	3.00		1	1.00 1,642,656.30	0.00 1,642,656.30	0.86	NA NA
MONEY MARKET FUNDS TOTAL			1,642,656.30	1,642,656.30 0.00	1,642,656.30	3.00		1	1.00 1,642,656.30	0.00 1,642,656.30	0.86	NA
PAYROLL ACCOUNT TOTAL			1,642,656.30	1,642,656.30 0.00	1,642,656.30	3.00		1	1,642,656.30	0.00 1,642,656.30	0.86	NA

SCHOLARSHIP FUND

LGIP

TEXPOOL	TexPool	03/31/2026 03/31/2026	452,536.13	452,536.13 0.00	452,536.13	3.68		1	1.00 452,536.13	0.00 452,536.13	0.24	AAA
LGIP TOTAL			452,536.13	452,536.13 0.00	452,536.13	3.68		1	1.00 452,536.13	0.00 452,536.13	0.24	AAA

MONEY MARKET FUNDS

49-4929-3899	BBVA-PNC Business Checking with Interest Account	03/31/2026 03/31/2026	1,943,526.40	1,943,526.40 0.00	1,943,526.40	3.00		1	1.00 1,943,526.40	0.00 1,943,526.40	1.02	NA NA
MONEY MARKET FUNDS TOTAL			1,943,526.40	1,943,526.40 0.00	1,943,526.40	3.00		1	1.00 1,943,526.40	0.00 1,943,526.40	1.02	NA
SCHOLARSHIP FUND TOTAL			2,396,062.53	2,396,062.53 0.00	2,396,062.53	3.13		1	2,396,062.53	0.00 2,396,062.53	1.26	AAA

GRAND TOTAL			191,036,258.04	190,319,134.52 0.00	190,319,134.52	3.67		38	190,858,916.24	60,856.80 190,798,059.44	100.00	AA+
--------------------	--	--	-----------------------	--------------------------------	-----------------------	-------------	--	-----------	-----------------------	-------------------------------------	---------------	------------

Cash Reconciliation Report

GENERAL FUND						
POST DATE	IDENTIFIER	DESCRIPTION	PAR VALUE	FINAL MATURITY	PRINCIPAL	AMOUNT
COUPON						
03/05/2026	3133EP4K8	FEDERAL FARM CREDIT BANKS FUNDING CORP 4.625 03/05/2026	0.00	03/05/2026	0.00	69,375.00
03/05/2026	3133EP4K8	FEDERAL FARM CREDIT BANKS FUNDING CORP 4.625 03/05/2026	0.00	03/05/2026	0.00	34,687.50
03/09/2026	3133EP4U6	FED FARM CR BNKS 4.375 03/08/27	0.00	03/08/2027	0.00	65,625.00
03/11/2026	3130AXCP1	FHLBANKS 4.875 09/11/26	0.00	09/11/2026	0.00	182,812.50
COUPON TOTAL			0.00		0.00	352,500.00
POST DATE	IDENTIFIER	DESCRIPTION	PAR VALUE	FINAL MATURITY	PRINCIPAL	AMOUNT
MATURITY						
03/05/2026	3133EP4K8	FEDERAL FARM CREDIT BANKS FUNDING CORP 4.625 03/05/2026	-3,000,000.00	03/05/2026	-3,000,000.00	3,000,000.00
MATURITY TOTAL			-3,000,000.00		-3,000,000.00	3,000,000.00
LOCAL BUILDING BOND 2023						
POST DATE	IDENTIFIER	DESCRIPTION	PAR VALUE	FINAL MATURITY	PRINCIPAL	AMOUNT
MATURITY						
03/10/2026	53943SCA3	Lloyds Bank plc 0.0 03/10/2026	-6,500,000.00	03/10/2026	-6,500,000.00	6,500,000.00
MATURITY TOTAL			-6,500,000.00		-6,500,000.00	6,500,000.00
SCHOLARSHIP FUND						
POST DATE	IDENTIFIER	DESCRIPTION	PAR VALUE	FINAL MATURITY	PRINCIPAL	AMOUNT
MATURITY						
03/05/2026	3133EP4K8	FEDERAL FARM CREDIT BANKS FUNDING CORP 4.625 03/05/2026	-1,500,000.00	03/05/2026	-1,500,000.00	1,500,000.00
MATURITY TOTAL			-1,500,000.00		-1,500,000.00	1,500,000.00

Transaction Statement

SCHOLARSHIP FUND

	TRADE DATE	SETTLE DATE	CUSIP	DESCRIPTION	PAR VALUE	BOOK VALUE	TOTAL	NET REALIZED GAIN/LOSS
MATURITY								
	03/05/2026	03/05/2026	3133EP4K8	FEDERAL FARM CREDIT BANKS FUNDING CORP 4.625 03/05/2026	(1,500,000.00)	1,500,000.00	1,500,000.00	0.00
MATURITY TOTAL					(1,500,000.00)	1,500,000.00	1,500,000.00	0.00

GENERAL FUND

	TRADE DATE	SETTLE DATE	CUSIP	DESCRIPTION	PAR VALUE	BOOK VALUE	TOTAL	NET REALIZED GAIN/LOSS
MATURITY								
	03/05/2026	03/05/2026	3133EP4K8	FEDERAL FARM CREDIT BANKS FUNDING CORP 4.625 03/05/2026	(3,000,000.00)	3,000,000.00	3,000,000.00	0.00
MATURITY TOTAL					(3,000,000.00)	3,000,000.00	3,000,000.00	0.00

LOCAL BUILDING BOND 2023

	TRADE DATE	SETTLE DATE	CUSIP	DESCRIPTION	PAR VALUE	BOOK VALUE	TOTAL	NET REALIZED GAIN/LOSS
MATURITY								
	03/10/2026	03/10/2026	53943SCA3	Lloyds Bank plc 0.0 03/10/2026	(6,500,000.00)	6,500,000.00	6,500,000.00	0.00
MATURITY TOTAL					(6,500,000.00)	6,500,000.00	6,500,000.00	0.00



Amortization Schedule

CUSIP	DESCRIPTION	PAR VALUE	PRINCIPAL COST	ORIGINAL PREMIUM OR DISCOUNT	BEGINNING BOOK VALUE	CURRENT PERIOD AMORT	ENDING BOOK VALUE	TOTAL AMORTIZATION	UNAMORTIZED BALANCE
CAFETERIA FUND									
3133ERFJ5	FED FARM CR BNKS 4.500 05/20/27	500,000.00	497,500.00	(2,500.00)	498,983.09	70.84	499,053.93	1,553.93	(946.07)
TOTAL		500,000.00	497,500.00	(2,500.00)	498,983.09	70.84	499,053.93	1,553.93	(946.07)
GENERAL FUND									
3133EPKX2	FED FARM CR BNKS 4.000 05/26/26	3,000,000.00	2,991,480.00	(8,520.00)	2,999,330.07	241.48	2,999,571.56	8,091.56	(428.44)
3133EP4U6	FED FARM CR BNKS 4.375 03/08/27	3,000,000.00	2,984,073.00	(15,927.00)	2,994,529.23	455.90	2,994,985.13	10,912.13	(5,014.87)
3133ERBJ9	FED FARM CR BNKS 4.875 04/15/26	4,000,000.00	3,993,199.52	(6,800.48)	3,999,580.22	289.18	3,999,869.40	6,669.88	(130.60)
3133EP4K8	FEDERAL FARM CREDIT BANKS FUNDING CORP 4.625 03/05/2026	3,000,000.00	2,992,884.00	(7,116.00)	2,999,960.19	39.81	0.00	7,116.00	0.00
3130AXCP1	FHLBANKS 4.875 09/11/26	7,500,000.00	7,487,547.45	(12,452.55)	7,497,721.13	364.15	7,498,085.28	10,537.83	(1,914.72)
91282CJT9	US TREASURY 4.000 01/15/27	7,395,000.00	7,425,619.92	30,619.92	7,416,393.83	(2,072.53)	7,414,321.30	(11,298.62)	19,321.30
TOTAL		27,895,000.00	27,874,803.89	(20,196.11)	27,907,514.67	(682.00)	24,906,832.67	32,028.78	11,832.67
LOCAL BUILDING BOND 2023									
22533UFV0	CREDIT AGR NY 06/29/26	6,250,000.00	6,074,052.08	(175,947.92)	6,170,625.00	20,505.21	6,191,130.21	117,078.13	(58,869.79)
53943SCA3	Lloyds Bank plc 0.0 03/10/2026	6,500,000.00	6,368,555.56	(131,444.44)	6,493,500.00	6,500.00	0.00	131,444.44	0.00
62479MF81	MUFG BANK NY 06/08/26	6,250,000.00	6,069,732.64	(180,267.36)	6,183,656.25	20,774.31	6,204,430.56	134,697.92	(45,569.44)
63873KGA9	NATIXIS NY 07/10/26	6,250,000.00	6,075,244.79	(174,755.21)	6,164,258.68	20,289.93	6,184,548.61	109,303.82	(65,451.39)
8923A1GT2	TOYO CRD PUE RIC 07/27/26	6,250,000.00	6,079,427.08	(170,572.92)	6,149,822.25	20,983.18	6,170,805.43	91,378.35	(79,194.57)
TOTAL		31,500,000.00	30,667,012.15	(832,987.85)	31,161,862.18	89,052.62	24,750,914.80	583,902.65	(249,085.20)
SCHOLARSHIP FUND									
3133EP4K8	FEDERAL FARM CREDIT BANKS FUNDING CORP 4.625 03/05/2026	1,500,000.00	1,496,442.01	(3,557.99)	1,499,980.10	19.90	0.00	3,557.99	0.00
TOTAL		1,500,000.00	1,496,442.01	(3,557.99)	1,499,980.10	19.90	0.00	3,557.99	0.00
GRAND TOTAL		61,395,000.00	60,535,758.05	(859,241.95)	61,068,340.03	88,461.37	50,156,801.40	621,043.35	(238,198.60)

Accrued Interest Schedule

IDENTIFIER	DESCRIPTION	SETTLE DATE	PAR VALUE	PRINCIPAL COST	BEGINNING ACCRUED INTEREST	PURCHASED INTEREST	CURRENT PERIOD ACCRUAL	INTEREST RECEIVED	ENDING ACCRUED INTEREST
29 TAX ACCOUNT									
49-4929-3696	BBVA-PNC Business Checking with Interest Account	2026-03-31	1,153,660.67	1,153,660.67	0.00	0.00	15,441.81	15,441.81	0.00
TOTAL			1,153,660.67	1,153,660.67	0.00	0.00	15,441.81	15,441.81	0.00
CAFETERIA FUND									
49-4929-3477	BBVA-PNC Business Checking with Interest Account	2026-03-31	3,945,895.18	3,945,895.18	0.00	0.00	2,221.88	2,221.88	0.00
3133ERFJ5	FED FARM CR BNKS 4.500 05/20/27	2024-05-21	500,000.00	497,500.00	6,312.50	0.00	1,875.00	0.00	8,187.50
TEXPOOL	TexPool	2026-03-31	1,022,873.98	1,022,873.98	0.00	0.00	3,180.44	3,180.44	0.00
TOTAL			5,468,769.16	5,466,269.16	6,312.50	0.00	7,277.32	5,402.32	8,187.50
GENERAL FUND									
49-4923-2965	BBVA-PNC Corporate Business Account	2026-03-31	3,544,301.69	3,544,301.69	0.00	0.00	5,426.38	5,426.38	0.00
3133EPKX2	FED FARM CR BNKS 4.000 05/26/26	2023-05-26	3,000,000.00	2,991,480.00	31,666.67	0.00	10,000.00	0.00	41,666.67
3133EP4U6	FED FARM CR BNKS 4.375 03/08/27	2024-03-20	3,000,000.00	2,984,073.00	63,072.92	0.00	10,937.50	65,625.00	8,385.42
3133ERBJ9	FED FARM CR BNKS 4.875 04/15/26	2024-04-16	4,000,000.00	3,993,199.52	73,666.67	0.00	16,250.00	0.00	89,916.67
3133EP4K8	FEDERAL FARM CREDIT BANKS FUND-ING CORP 4.625 03/05/2026	2024-03-20	0.00	0.00	67,833.33	0.00	1,541.67	69,375.00	0.00
3130AXCP1	FHLBANKS 4.875 09/11/26	2023-10-16	7,500,000.00	7,487,547.45	172,656.25	0.00	30,468.75	182,812.50	20,312.50
LSCO	Lone Star Invest Pool - Corporate Overnight Fund	2026-03-31	5,228,295.97	5,228,295.97	0.00	0.00	14,211.16	14,211.16	0.00
TEXPOOL	TexPool	2026-03-31	32,185,172.80	32,185,172.80	0.00	0.00	100,074.14	100,074.14	0.00
91282CJT9	US TREASURY 4.000 01/15/27	2025-10-14	7,395,000.00	7,425,619.92	36,770.72	0.00	25,330.94	0.00	62,101.66
TOTAL			65,852,770.46	65,839,690.35	445,666.55	0.00	214,240.54	437,524.18	222,382.91
HIGH SCHOOL STUDENT ACTIVITY									
49-4929-3821	BBVA-PNC Business Checking with Interest Account	2026-03-31	1,630,192.58	1,630,192.58	0.00	0.00	922.44	922.44	0.00
TOTAL			1,630,192.58	1,630,192.58	0.00	0.00	922.44	922.44	0.00
INTEREST & SINKING									



Accrued Interest Schedule

IDENTIFIER	DESCRIPTION	SETTLE DATE	PAR VALUE	PRINCIPAL COST	BEGINNING ACCRUED INTEREST	PURCHASED INTEREST	CURRENT PERIOD ACCRUAL	INTEREST RECEIVED	ENDING ACCRUED INTEREST
49-4929-3602	BBVA-PNC Business Checking with Interest Account	2026-03-31	504,744.96	504,744.96	0.00	0.00	4,744.96	4,744.96	0.00
TEXPOOL	TexPool	2026-03-31	18,520,637.50	18,520,637.50	0.00	0.00	52,664.68	52,664.68	0.00
TOTAL			19,025,382.46	19,025,382.46	0.00	0.00	57,409.64	57,409.64	0.00

LOCAL BUILDING BOND 2023

49-4929-3776	BBVA-PNC Business Checking with Interest Account	2026-03-31	10,598,778.32	10,598,778.32	0.00	0.00	15,675.12	15,675.12	0.00
22533UFV0	CREDIT AGRI NY 06/29/26	2025-10-06	6,250,000.00	6,074,052.08	0.00	0.00	0.00	0.00	0.00
62479MF81	MUFG BANK NY 06/08/26	2025-09-12	6,250,000.00	6,069,732.64	0.00	0.00	0.00	0.00	0.00
63873KGA9	NATIXIS NY 07/10/26	2025-10-16	6,250,000.00	6,075,244.79	0.00	0.00	0.00	0.00	0.00
8923A1GT2	TOYO CRD PUE RIC 07/27/26	2025-11-17	6,250,000.00	6,079,427.08	0.00	0.00	0.00	0.00	0.00
TEXPOOL	TexPool	2026-03-31	58,267,985.56	58,267,985.56	0.00	0.00	181,414.59	181,414.59	0.00
TOTAL			93,866,763.88	93,165,220.47	0.00	0.00	197,089.71	197,089.71	0.00

PAYROLL ACCOUNT

49-4929-4007	BBVA-PNC Business Checking with Interest Account	2026-03-31	1,642,656.30	1,642,656.30	0.00	0.00	1,597.08	1,597.08	0.00
TOTAL			1,642,656.30	1,642,656.30	0.00	0.00	1,597.08	1,597.08	0.00

SCHOLARSHIP FUND

49-4929-3899	BBVA-PNC Business Checking with Interest Account	2026-03-31	1,943,526.40	1,943,526.40	0.00	0.00	270.19	270.19	0.00
3133EP4K8	FEDERAL FARM CREDIT BANKS FUND-ING CORP 4.625 03/05/2026	2024-03-20	0.00	0.00	33,916.67	0.00	770.83	34,687.50	0.00
TEXPOOL	TexPool	2026-03-31	452,536.13	452,536.13	0.00	0.00	1,407.07	1,407.07	0.00
TOTAL			2,396,062.53	2,396,062.53	33,916.67	0.00	2,448.09	36,364.76	0.00

GRAND TOTAL			191,036,258.04	190,319,134.52	485,895.72	0.00	496,426.63	751,751.94	230,570.41
--------------------	--	--	-----------------------	-----------------------	-------------------	-------------	-------------------	-------------------	-------------------



Earnings by Fund

CUSIP	DESCRIPTION	ENDING PAR VALUE	BEGINNING BOOK VALUE	ENDING BOOK VALUE	FINAL MATURITY	COUPON RATE	YIELD	INTEREST EARNED	NET AMORTIZATION/ ACCRETION INCOME	NET REALIZED GAIN/LOSS	ADJUSTED INTEREST EARNINGS
29 TAX ACCOUNT											
49-4929-3696	BBVA-PNC Business Checking with Interest Account	1,153,660.67	14,084,140.89	1,153,660.67	03/31/2026	2.59	3.00	15,441.81	0.00	0.00	15,441.81
TOTAL		1,153,660.67	14,084,140.89	1,153,660.67		2.59	3.00	15,441.81	0.00	0.00	15,441.81
CAFETERIA FUND											
3133ERFJ5	FED FARM CR BNKS 4.500 05/20/27	500,000.00	498,983.09	499,053.93	05/20/2027	4.50	4.68	1,875.00	70.84	0.00	1,945.84
49-4929-3477	BBVA-PNC Business Checking with Interest Account	3,945,895.18	3,644,872.84	3,945,895.18	03/31/2026	2.75	3.00	2,221.88	0.00	0.00	2,221.88
TEXPOOL	TexPool	1,022,873.98	1,019,693.54	1,022,873.98	03/31/2026	5.34	3.68	3,180.44	0.00	0.00	3,180.44
TOTAL		5,468,769.16	5,163,549.47	5,467,823.09		3.40	3.28	7,277.32	70.84	0.00	7,348.16
GENERAL FUND											
3130AXCP1	FHLBANKS 4.875 09/11/26	7,500,000.00	7,497,721.13	7,498,085.28	09/11/2026	4.88	4.94	30,468.75	364.15	0.00	30,832.90
3133EP4K8	FEDERAL FARM CREDIT BANKS FUNDING CORP 4.625 03/05/2026	0.00	2,999,960.19	0.00	03/05/2026	4.63	4.75	1,541.67	39.81	0.00	1,581.48
3133EP4U6	FED FARM CR BNKS 4.375 03/08/27	3,000,000.00	2,994,529.23	2,994,985.13	03/08/2027	4.38	4.57	10,937.50	455.90	0.00	11,393.40
3133EPKX2	FED FARM CR BNKS 4.000 05/26/26	3,000,000.00	2,999,330.07	2,999,571.56	05/26/2026	4.00	4.10	10,000.00	241.48	0.00	10,241.48
3133ERBJ9	FED FARM CR BNKS 4.875 04/15/26	4,000,000.00	3,999,580.22	3,999,869.40	04/15/2026	4.88	4.97	16,250.00	289.18	0.00	16,539.18
49-4923-2965	BBVA-PNC Corporate Business Account	3,544,301.69	4,297,080.69	3,544,301.69	03/31/2026	0.00	0.00	5,426.38	0.00	0.00	5,426.38
91282CJT9	US TREASURY 4.000 01/15/27	7,395,000.00	7,416,393.83	7,414,321.30	01/15/2027	4.00	3.66	25,330.94	(2,072.53)	0.00	23,258.41
LSCO	Lone Star Invest Pool - Corporate Overnight Fund	5,228,295.97	4,768,683.96	5,228,295.97	03/31/2026	0.00	3.78	14,211.16	0.00	0.00	14,211.16
TEXPOOL	TexPool	32,185,172.80	32,085,098.66	32,185,172.80	03/31/2026	5.34	3.68	100,074.14	0.00	0.00	100,074.14
TOTAL		65,852,770.46	69,058,377.98	65,864,603.13		4.29	3.77	214,240.54	(682.00)	0.00	213,558.53
HIGH SCHOOL STUDENT ACTIVITY											
49-4929-3821	BBVA-PNC Business Checking with Interest Account	1,630,192.58	1,618,537.45	1,630,192.58	03/31/2026	2.59	3.00	922.44	0.00	0.00	922.44
TOTAL		1,630,192.58	1,618,537.45	1,630,192.58		2.59	3.00	922.44	0.00	0.00	922.44



Earnings by Fund

CUSIP	DESCRIPTION	ENDING PAR VALUE	BEGINNING BOOK VALUE	ENDING BOOK VALUE	FINAL MATURITY	COUPON RATE	YIELD	INTEREST EARNED	NET AMORTIZATION/ ACCRETION INCOME	NET REALIZED GAIN/LOSS	ADJUSTED INTEREST EARNINGS
INTEREST & SINKING											
49-4929-3602	BBVA-PNC Business Checking with Interest Account	504,744.96	5,009,273.98	504,744.96	03/31/2026	2.57	3.00	4,744.96	0.00	0.00	4,744.96
TEXPOOL	TexPool	18,520,637.50	8,698,980.53	18,520,637.50	03/31/2026	5.34	3.68	52,664.68	0.00	0.00	52,664.68
TOTAL		19,025,382.46	13,708,254.51	19,025,382.46		5.26	3.66	57,409.64	0.00	0.00	57,409.64
LOCAL BUILDING BOND 2023											
22533UFV0	CREDIT AGR NY 06/29/26	6,250,000.00	6,170,625.00	6,191,130.21	06/29/2026	0.00	3.92	0.00	20,505.21	0.00	20,505.21
49-4929-3776	BBVA-PNC Business Checking with Interest Account	10,598,778.32	14,233,721.31	10,598,778.32	03/31/2026	2.77	3.00	15,675.12	0.00	0.00	15,675.12
53943SCA3	Lloyds Bank plc 0.0 03/10/2026	0.00	6,493,500.00	0.00	03/10/2026	0.00	4.08	0.00	6,500.00	0.00	6,500.00
62479MF81	MUFG BANK NY 06/08/26	6,250,000.00	6,183,656.25	6,204,430.56	06/08/2026	0.00	3.97	0.00	20,774.31	0.00	20,774.31
63873KGA9	NATIXIS NY 07/10/26	6,250,000.00	6,164,258.68	6,184,548.61	07/10/2026	0.00	3.88	0.00	20,289.93	0.00	20,289.93
8923A1GT2	TOYO CRD PUE RIC 07/27/26	6,250,000.00	6,149,822.25	6,170,805.43	07/27/2026	0.00	4.04	0.00	20,983.18	0.00	20,983.18
TEXPOOL	TexPool	58,267,985.56	55,933,864.73	58,267,985.56	03/31/2026	5.34	3.68	181,414.59	0.00	0.00	181,414.59
TOTAL		93,866,763.88	101,329,448.22	93,617,678.68		3.63	3.68	197,089.71	89,052.62	0.00	286,142.33
PAYROLL ACCOUNT											
49-4929-4007	BBVA-PNC Business Checking with Interest Account	1,642,656.30	1,533,970.29	1,642,656.30	03/31/2026	2.71	3.00	1,597.08	0.00	0.00	1,597.08
TOTAL		1,642,656.30	1,533,970.29	1,642,656.30		2.71	3.00	1,597.08	0.00	0.00	1,597.08
SCHOLARSHIP FUND											
3133EP4K8	FEDERAL FARM CREDIT BANKS FUNDING CORP 4.625 03/05/2026	0.00	1,499,980.10	0.00	03/05/2026	4.63	4.75	770.83	19.90	0.00	790.74
49-4929-3899	BBVA-PNC Business Checking with Interest Account	1,943,526.40	443,526.09	1,943,526.40	03/31/2026	2.60	3.00	270.19	0.00	0.00	270.19
TEXPOOL	TexPool	452,536.13	451,129.06	452,536.13	03/31/2026	5.34	3.68	1,407.07	0.00	0.00	1,407.07



Earnings by Fund

CUSIP	DESCRIPTION	ENDING PAR VALUE	BEGINNING BOOK VALUE	ENDING BOOK VALUE	FINAL MATURITY	COUPON RATE	YIELD	INTEREST EARNED	NET AMORTIZATION/ ACCRETION INCOME	NET REALIZED GAIN/LOSS	ADJUSTED INTEREST EARNINGS
TOTAL		2,396,062.53	2,394,635.25	2,396,062.53		3.12	3.13	2,448.09	19.90	0.00	2,468.00
GRAND TOTAL		191,036,258.04	208,890,914.05	190,798,059.44		3.99	3.67	496,426.63	88,461.37	0.00	584,887.99

Disclosure

Meeder provides monthly statements for its investment management clients to provide information about the investment portfolio. The information should not be used for audit or confirmation purposes. Please review your custodial statements and report any inaccuracies or discrepancies.

Certain information and data has been supplied by unaffiliated third parties. Although Meeder believes the information is reliable, it cannot warrant the accuracy of information offered by third parties. Market value may reflect prices received from pricing vendors when current market quotations are not available. Prices may not reflect firm bids or offers and may differ from the value at which the security can be sold.

Statements may include positions from unmanaged accounts provided for reporting purposes. Unmanaged accounts are managed directly by the client and are not included in the accounts managed by Meeder. This information is provided as a client convenience and Meeder assumes no responsibility for performance of these accounts or the accuracy of the data reported.

Investing involves risk. Past performance is no guarantee of future results. Debt and fixed income securities are subject to credit and interest rate risk. The investment return and principal value of an investment will fluctuate so that an investors shares, when redeemed, may be worth more or less than their original cost. Current performance may be lower or higher than the performance data quoted.

Meeder Public Funds, Inc. is a registered investment adviser and affiliate of Meeder Investment Management, Inc. Investment advisory services are provided through Meeder Public Funds, Inc. Please contact us if you would like to receive a copy of our current ADV disclosure brochure or privacy policy.

© 2026 Meeder Investment Management

meederpublicfunds.com | 866.633.3371

