

INTEGRATED POSTSECONDARY EDUCATION DATA SYSTEM (IPEDS)

DATA FEEDBACK REPORT 2025

Presented on February 19th to
Central Community College Board of Governors

By Francesca Davis and Samreen Ahmed
Prepared by Office of Institutional Effectiveness

Selected factors for institutional performance.

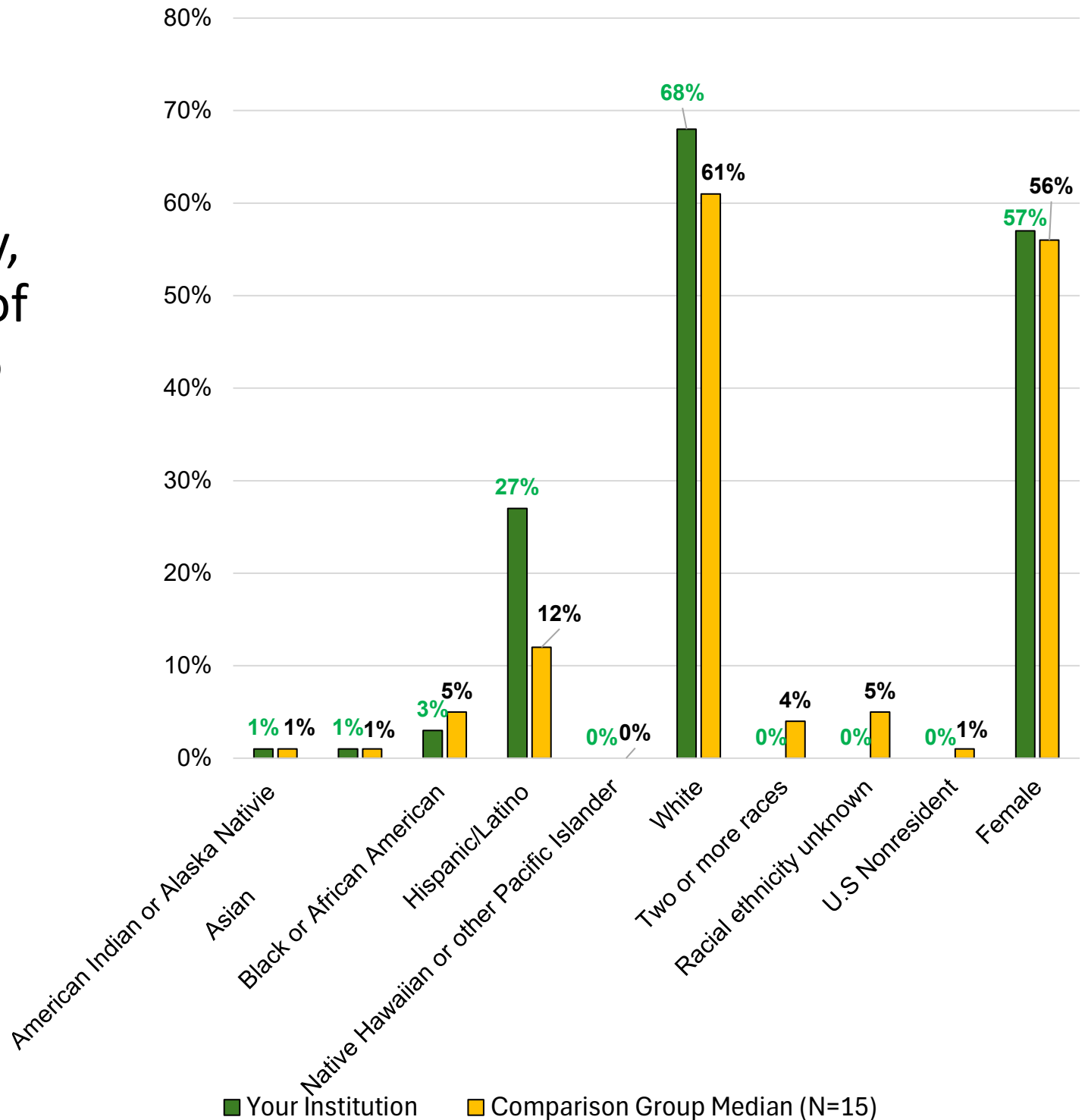
Source: <https://nces.ed.gov/ipeds/DFR/2025/ReportPDF.aspx?unitid=180902>

Central Community Colleges' custom comparison group :

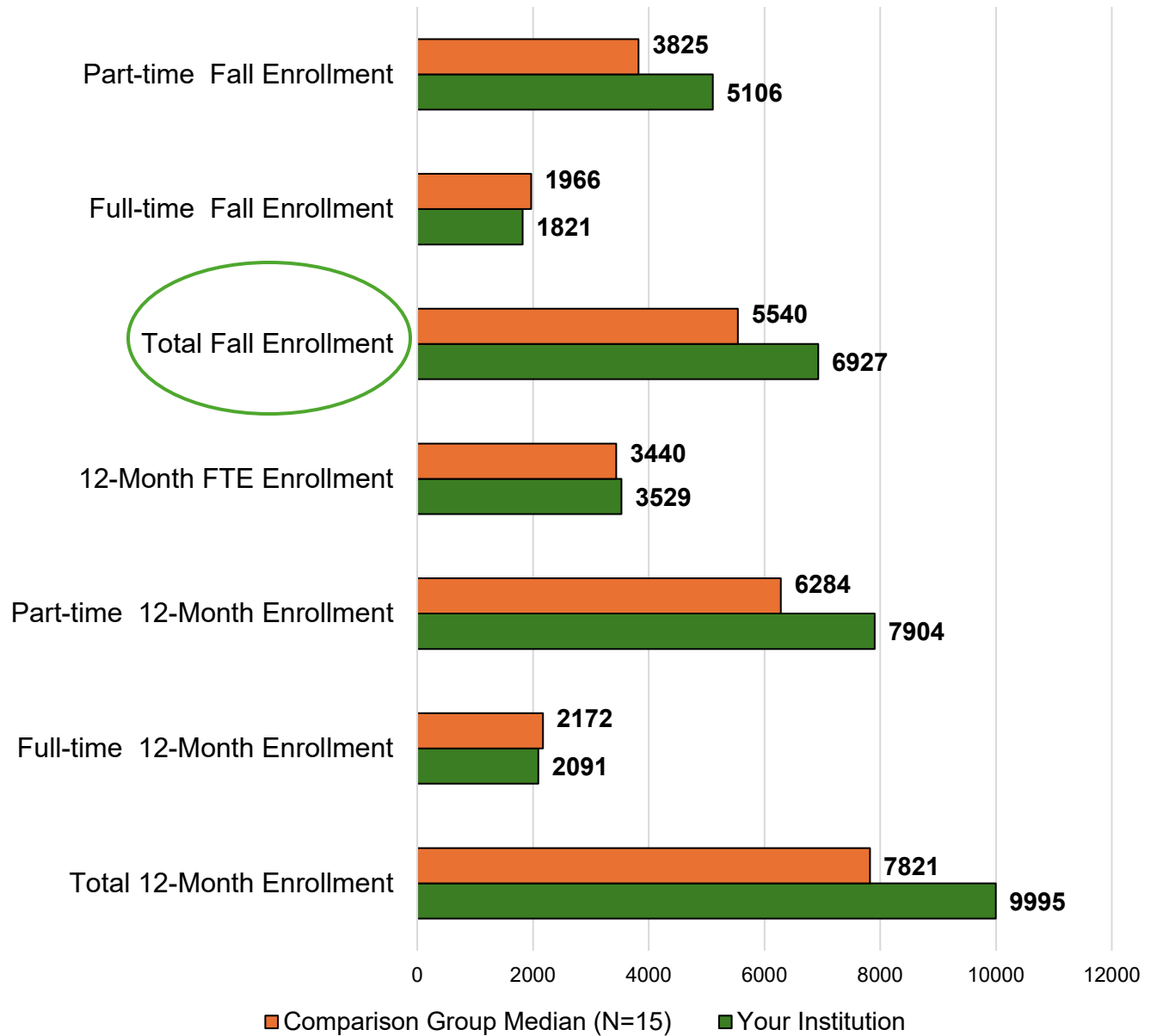
- Colorado Mountain College (Glenwood Springs, CO)
- Des Moines Area Community College (Ankeny, IA)
- Hutchinson Community College (Hutchinson, KS)
- Independence Community College (Independence, KS)
- Iowa Central Community College (Fort Dodge, IA)
- Iowa Lakes Community College (Estherville, IA)
- Iowa Western Community College (Council Bluffs, IA)
- Metropolitan Community College Area (Omaha, NE)
- Mid-Plains Community College (North Platte, NE)
- Northeast Community College (Norfolk, NE)
- Ozarks Technical Community College (Springfield, MO)
- Pikes Peak State College (Colorado Springs, CO)
- Southeast Community College Area (Lincoln, NE)
- Western Nebraska Community College (Scottsbluff, NE)
- Wichita State University-Campus of Applied Sciences and Technology (Wichita, KS)

Percent of all students enrolled, by race/ethnicity, and percent of students who are women: Fall 2024

SOURCE: U.S. Department of Education, National Center for Education Statistics, Integrated Postsecondary Education Data System (IPEDS): Spring 2025, Fall Enrollment survey component.



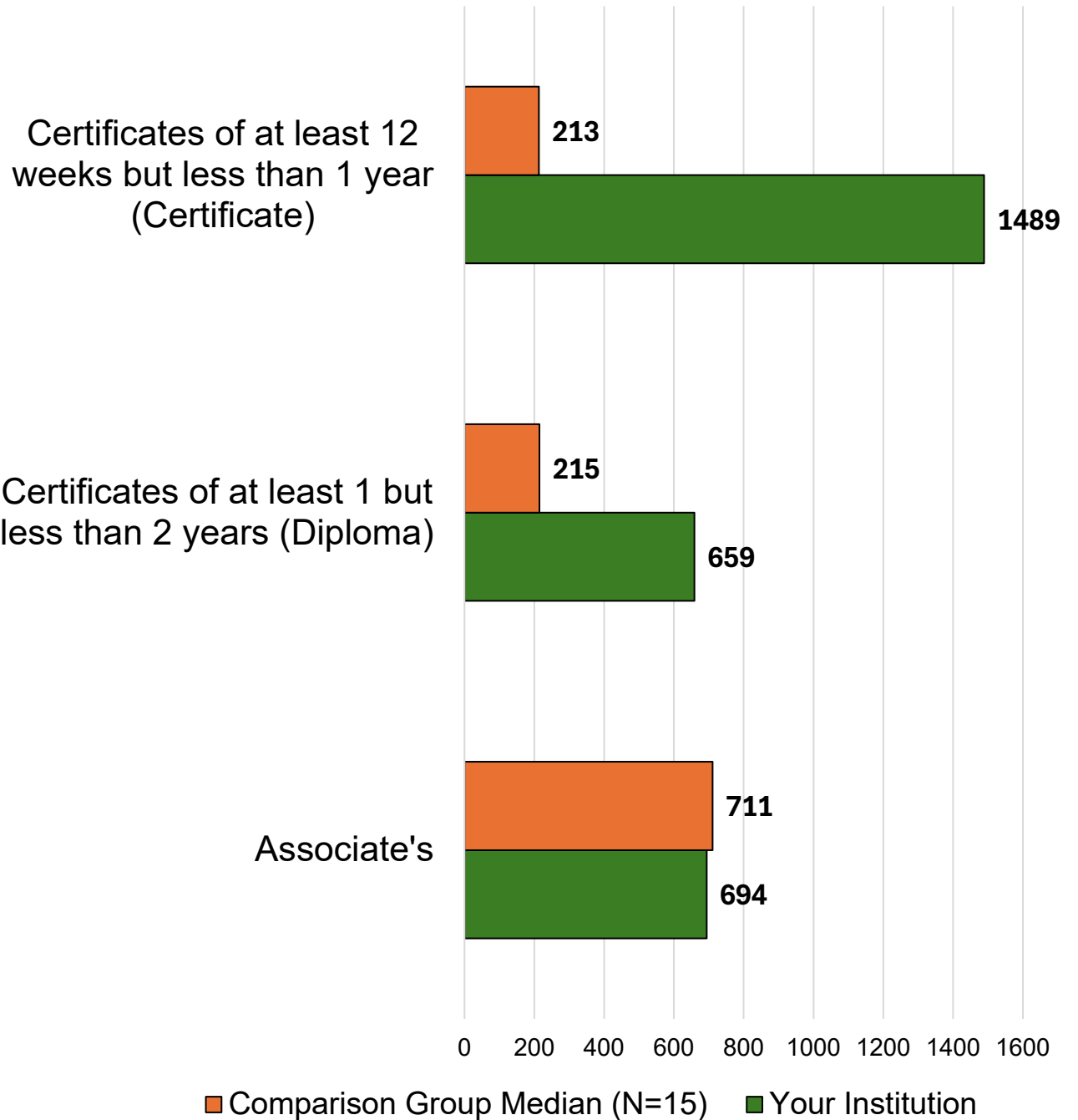
Total 12-month enrollment, full-time and part-time 12-month enrollment, 12-month FTE enrollment (Fall 2024), and total fall enrollment, full-time and part-time fall enrollment (Fall 2024)



SOURCE: Integrated Postsecondary Education Data System (IPEDS): Fall 2024, 12-month Enrollment survey component and Spring 2025, Fall Enrollment survey component.

Number of academic awards.

SOURCE: U.S. Department of Education, National Center for Education Statistics, Integrated Postsecondary Education Data System (IPEDS): Fall 2024, Completions survey component.



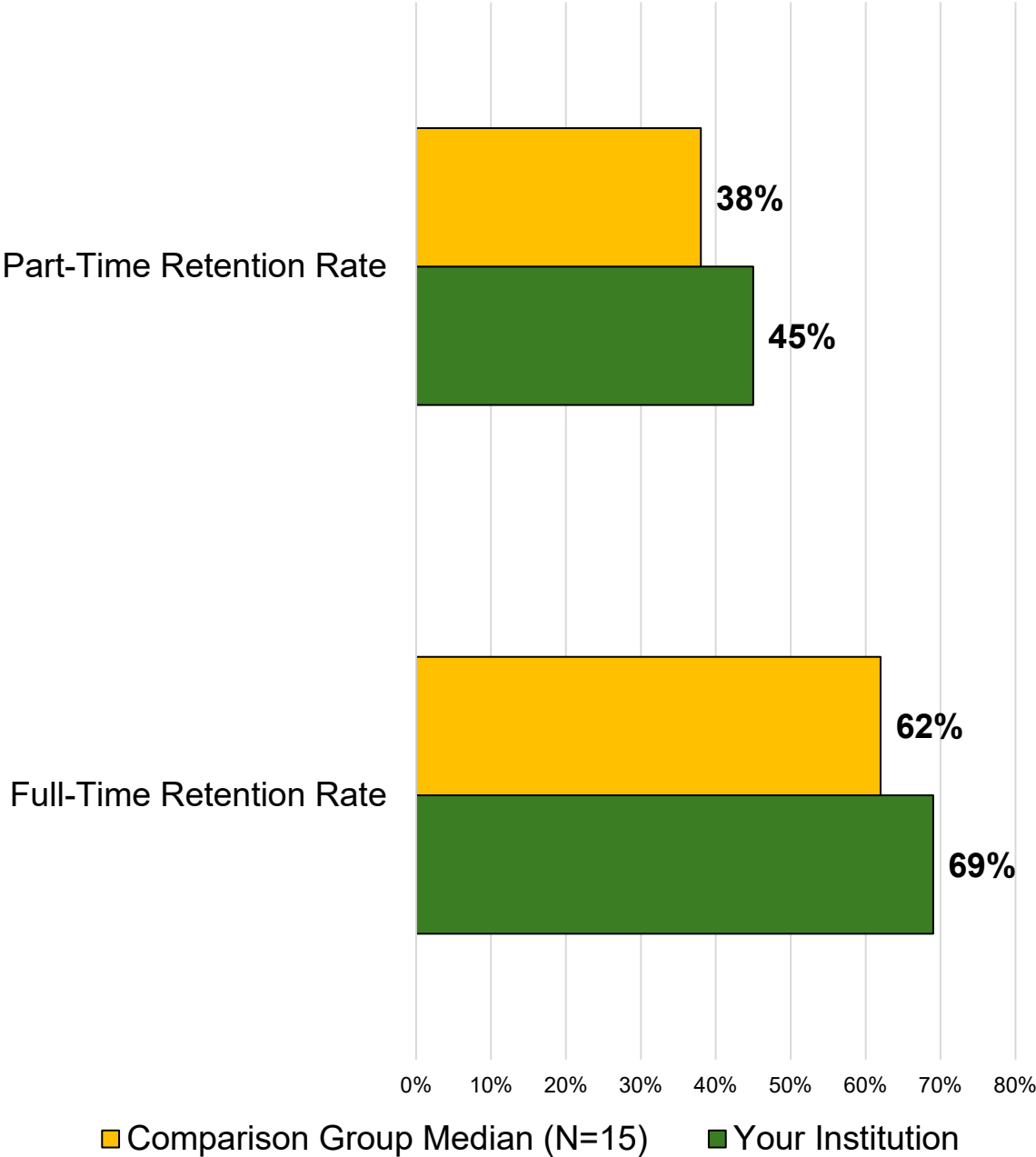
Academic year tuition & required fees (full-time).

Integrated Postsecondary Education Data System (IPEDS): Fall 2024



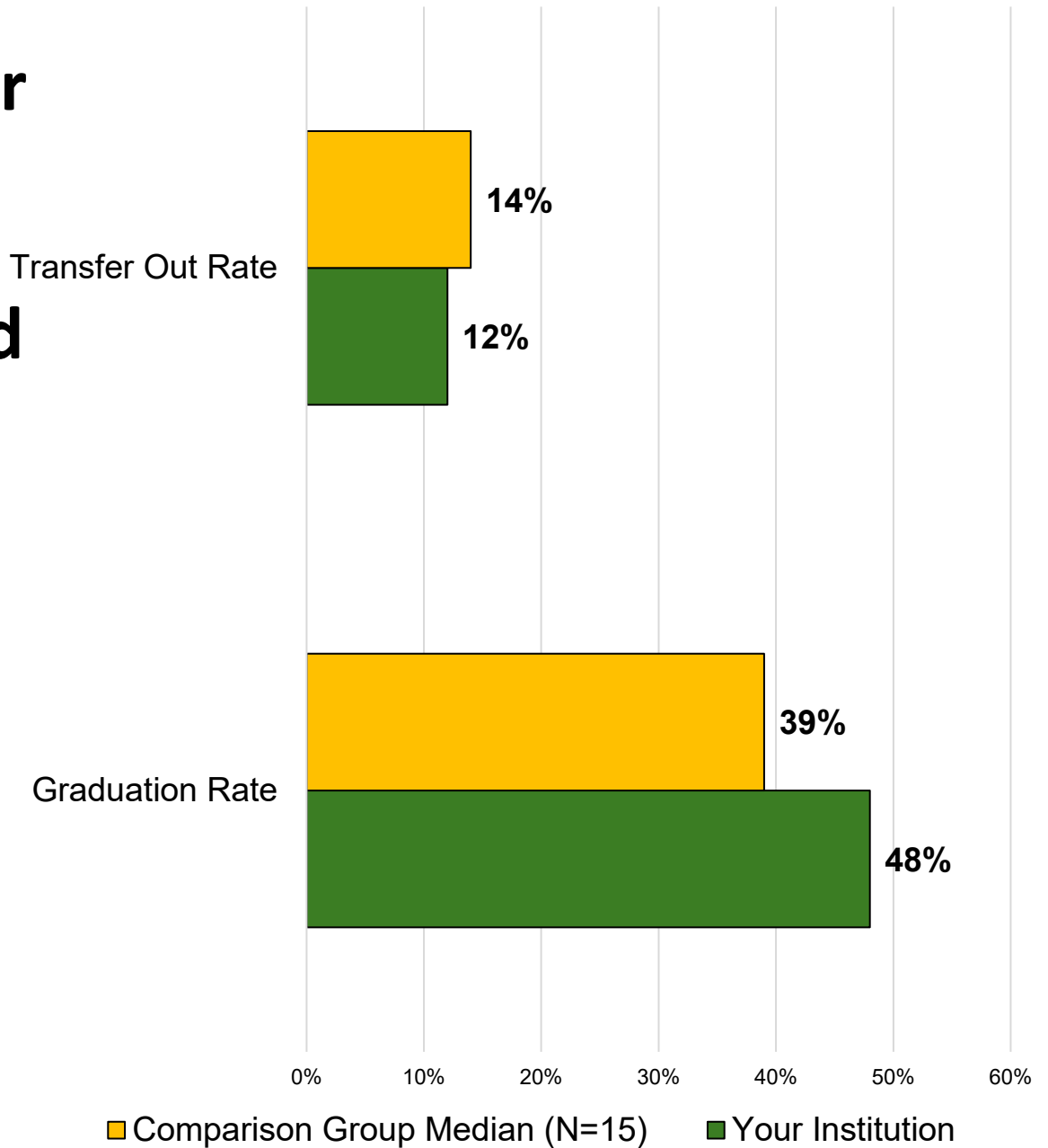
Retention rates for first-time, full-time award seeking students.

NOTE: Retention rates are measured from the fall of first enrollment to the following fall. U.S. Department of Education, National Center for Education Statistics, Integrated Postsecondary Education Data System (IPEDS): Spring 2025, Fall Enrollment survey component.



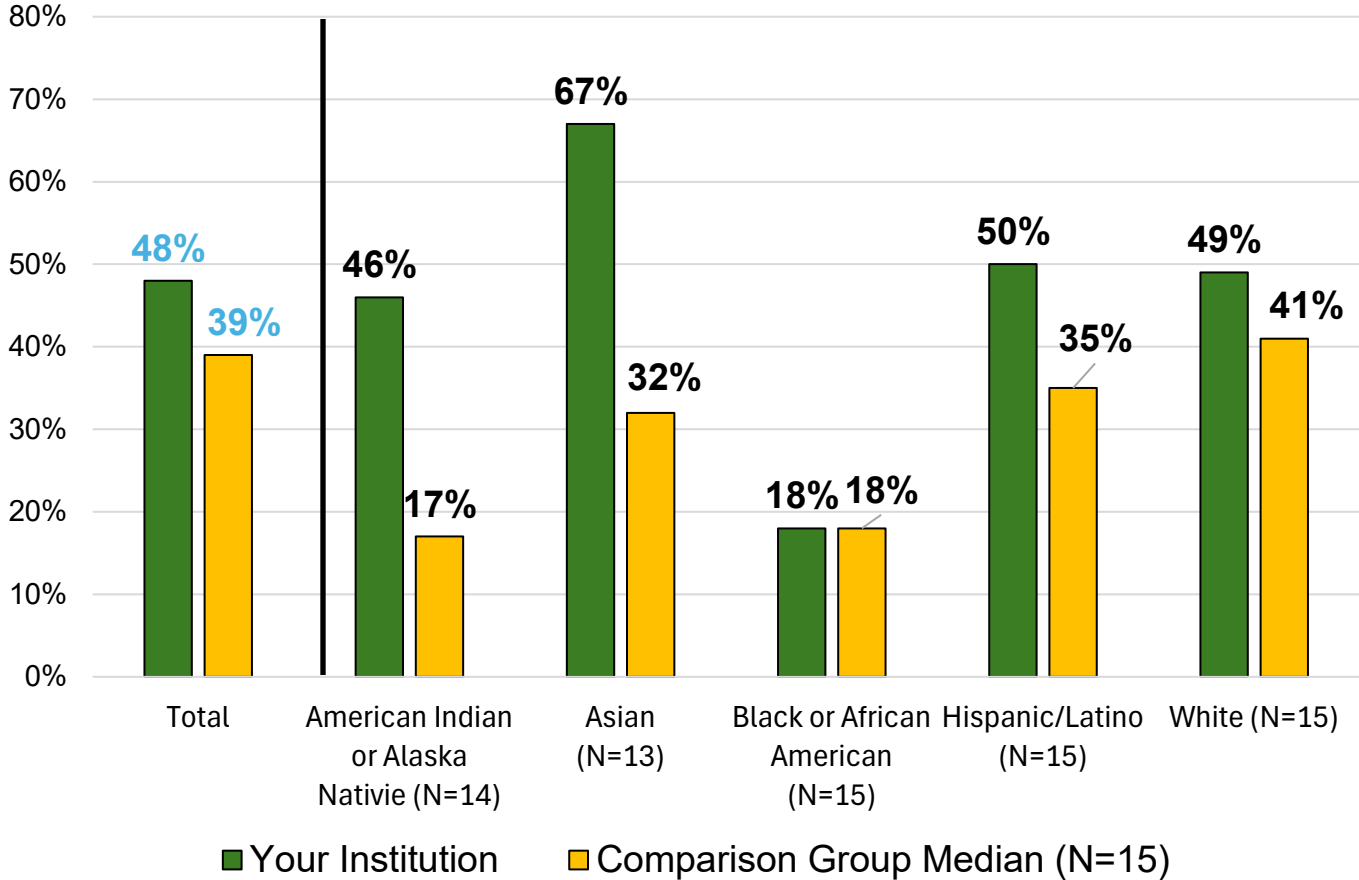
Graduation rates & transfer out rates for first-time, full-time award seeking students in 150% of time.

NOTE: Graduation rate cohort includes all full-time, first-time degree/certificate-seeking undergraduate students. Graduation and transfer-out rates are the Student Right-to-Know rates. (IPEDS): Winter 2024-25, Graduation Rates survey component.



Graduation percentage rates by race for first-time, full-time award seeking students in 150% of time (largest groups represented in CCC).

NOTE: Only races with representative graduates in the give year were included, Graduation rate cohort includes all full-time, first-time degree/certificate-seeking undergraduate students. Graduation and transfer-out rates are the Student Right-to-Know rates. IPEDS Winter 2024-25,



When compared to our IPEDS peer group

Higher enrollment of White and Hispanic students.

Significantly more diplomas and certificates.

Higher graduation rates for most ethnic groups.

Higher full & part time retention rate.

Higher graduation rate with lower transfer out rate.

Slightly lower enrollment of Black or African American students.

Lower tuition and fees than peer groups.

Questions?

