



## ELLIS COUNTY ELECTIONS

Jana Onyon, CERA  
Elections Administrator

204 E Jefferson Street      Bus. (972) 825-5195  
Waxahachie, TX 75165      Fax (972) 923-5194  
Email elections@co.ellis.tx.us


### Ferris ISD Special Election (Ellis County portion only) May 7, 2022 Election Returns

I, Jana Onyon, Ellis County Elections Administrator, do hereby certify the following official results to be a true and correct tally for the May 7, 2022 election results for the canvassing authority.

Precincts Counted	8
Registered Voters	5,848
Ballots Cast	723
Voter Turnout	12.36%

Witness my hand and seal this 13<sup>th</sup> day of May 2022.

  
\_\_\_\_\_  
Jana Onyon, Elections Administrator



Ferris ISD Summary Results Report  
Joint General and Special Election  
May 7, 2022

OFFICIAL RESULTS FOR CANVASS

Ellis County, Texas

**Statistics**

	TOTAL	Absentee	Early Voting	Election Day
Registered Voters - Total	5,848			
Ballots Cast - Total	723	26	209	488
Voter Turnout - Total	12.36%			




Ferris ISD Summary Results Report  
 Joint General and Special Election  
 May 7, 2022

OFFICIAL RESULTS FOR CANVASS

Ellis County, Texas




**Ferris Independent School District Prop A (Ellis Co. Portion Only)**

Vote For 1

	TOTAL	VOTE %		Absentee	Early Voting	Election Day
For	333	46.31%		10	67	256
Against	386	53.69%		16	142	228
Total Votes Cast	719	100.00%		26	209	484
Overvotes	0			0	0	0
Undervotes	4			0	0	4




**Ferris Independent School District Prop B (Ellis Co. Portion Only)**

Vote For 1

	TOTAL	VOTE %		Absentee	Early Voting	Election Day
For	280	39.11%		7	54	219
Against	436	60.89%		19	153	264
Total Votes Cast	716	100.00%		26	207	483
Overvotes	0			0	0	0
Undervotes	7			0	2	5

**Ferris Independent School District Prop C (Ellis Co. Portion Only)**

Vote For 1

	TOTAL	VOTE %		Absentee	Early Voting	Election Day
For	252	35.34%		6	43	203
Against	461	64.66%		20	165	276
Total Votes Cast	713	100.00%		26	208	479
Overvotes	0			0	0	0
Undervotes	10			0	1	9

	STATISTICS		
	Registered Voters - Total	Ballots Cast - Total	Voter Turnout - Total
1010 -5049	175	20	11.43%
1011 -5059	1	0	0%
1012 -5062	3,211	356	11.09%
1012 -5064	220	26	11.82%
1013 -5073	1,565	247	15.78%
1014 -5085	441	49	11.11%
1047 -5240	233	25	10.73%
1047 -5243	2	0	0%
<b>Totals</b>	<b>5,848</b>	<b>723</b>	

	Ferris Independent School District Prop A (Ellis Co. Portion Only)					Ferris Independent School District Prop B (Ellis Co. Portion Only)				
	VOTE FOR 1					VOTE FOR 1				
	For	Against	Total Votes Cast	Overvotes	Undervotes	For	Against	Total Votes Cast	Overvotes	Undervotes
1010 -5049	8	11	19	0	1	9	10	19	0	1
1011 -5059	0	0	0	0	0	0	0	0	0	0
1012 -5062	187	168	355	0	1	160	192	352	0	4
1012 -5064	7	19	26	0	0	4	22	26	0	0
1013 -5073	110	135	245	0	2	90	155	245	0	2
1014 -5085	14	35	49	0	0	13	36	49	0	0
1047 -5240	7	18	25	0	0	4	21	25	0	0
1047 -5243	0	0	0	0	0	0	0	0	0	0
<b>Totals</b>	<b>333</b>	<b>386</b>	<b>719</b>	<b>0</b>	<b>4</b>	<b>280</b>	<b>436</b>	<b>716</b>	<b>0</b>	<b>7</b>

Ferris Independent School District Prop C (Ellis Co. Portion Only)					
VOTE FOR 1					
	For	Against	Total Votes Cast	Overvotes	Undervotes
1010 -5049	9	10	19	0	1
1011 -5059	0	0	0	0	0
1012 -5062	150	201	351	0	5
1012 -5064	4	22	26	0	0
1013 -5073	74	170	244	0	3
1014 -5085	10	38	48	0	1
1047 -5240	5	20	25	0	0
1047 -5243	0	0	0	0	0
<b>Totals</b>	<b>252</b>	<b>461</b>	<b>713</b>	<b>0</b>	<b>10</b>