

The background of the slide is a black and white photograph of a large, ornate brick school building with a prominent central tower and arched entrance. A semi-transparent red banner is overlaid across the middle of the image, containing the title and date in white text.

Austin Public Schools Board Work Session

April 27, 2026

Agenda

- Review Identified Needs
- Explore Potential Voter-Approved Bond and Tax Impacts
- Discuss Timeline and Required Dates
- Understand Design and Construction Timeline

Priority 1 and 2 Projects

Austin Public Schools - Facility Planning Summary

	Woodson Education Center	Banfield Elementary	Neveln Elementary	Southgate Elementary	Sumner Elementary	Ellis Middle School	High School	HS Annex	Totals by Priority
Project Area Breakdown									
Priority 1	\$ 773,570	\$ 2,425,890	\$ 2,394,900	\$ 2,390,700	\$ 3,180,900	\$ 4,435,270	\$ 8,311,060	\$ 2,285,000	\$ 26,197,290
Priority 2	\$ 1,437,770	\$ 2,510,100	\$ 7,115,300	\$ 1,564,400	\$ 3,831,400	\$ 2,695,100	\$ 7,007,100	\$ 2,078,500	\$ 28,239,670
Priority 3 (not included)	\$ 544,540	\$ 657,700	\$ 557,470	\$ 1,199,780	\$ 745,400	\$ 1,571,700	\$ 4,452,400	\$ 432,900	\$ 10,161,890
	2,755,880	5,593,690	10,067,670	5,154,880	7,757,700	8,702,070	19,770,560	\$ 4,796,400	\$ 64,598,850
Totals									

May 2025 Board Meeting

Board Authorized Projects

Building	Description of Work	Board Approved Bond Funding	Board Approved Bond Funding Options
			Scenario B
Banfield Elementary	Qualifying FCA Items for IAQ +	\$74,600	\$254,730
	Qualifying FCA Items for LTFM Roofing	\$0	
	Abatement Bonds/ Parking Lots	\$44,990	
	Former Computer Lab Finishes, ceiling, lighting	\$135,140	
Neveln Elementary	Qualifying FCA Items for IAQ	\$2,850,300	\$3,003,000
	Qualifying FCA Items for LTFM Roofing	\$0	
	Abatement Bonds/ Parking Lots	\$0	
	Wall paint at perimeter areas	\$152,700	
	Restrooms Remodel		
Southgate Elementary	Qualifying FCA Items for IAQ	\$202,000	\$210,700
	Qualifying FCA Items for LTFM Roofing	\$8,700	
	Abatement Bonds/ Parking Lots	\$0	
	Restrooms Remodel		
Sumner Elementary	Qualifying FCA Items for IAQ	\$0	\$0
	Qualifying FCA Items for LTFM Roofing	\$0	
	Restrooms Remodel		
Woodson	Abatement Bonds/ Parking Lots	\$18,600	\$18,600
	Qualifying FCA Items for IAQ	\$0	
Ellis Middle School	Qualifying FCA Items for IAQ	\$5,303,800	\$10,524,300
	Abatement Bonds/ Parking Lots	\$20,500	
	Locker Rooms - Qualifying FCA Items for IAQ	\$5,200,000	
High School	Qualifying FCA Items for IAQ	\$758,600	\$806,370
	Abatement Bonds/ Parking Lots	\$47,770	
HS Annex	Qualifying FCA Items for IAQ	\$4,096,100	\$4,096,100
	Abatement Bonds/ Parking Lots	\$0	
Total Project Cost			\$18,913,800



Facility Improvement Projects By School

Remaining Priority 1 and 2 Projects

										Question 1	Question 2
	Woodson Education Center	Banfield Elementary	Neveln Elementary	Southgate Elementary	Sumner Elementary	Ellis Middle School	High School	HS Annex			Ellis Pool (Question 2)
Project Area Breakdown										Totals by Priority	
Priority 1	\$ 936,900	\$ 2,610,700	\$ 1,125,800	\$ 1,802,400	\$ 2,531,200	\$ 895,500	\$ 8,388,990	\$ 246,300	\$ 18,537,790	\$ 18,537,790	\$ 5,040,600
Priority 2	\$ 1,432,870	\$ 2,434,300	\$ 4,118,400	\$ 1,317,700	\$ 3,772,800	\$ 1,489,100	\$ 7,486,500	\$ 35,700	\$ 22,087,370	\$ 22,087,370	\$ 450,000
	2,369,770	5,045,000	5,244,200	3,120,100	6,304,000	2,384,600	15,875,490	\$ 282,000		40,625,160	5,490,600
Totals											

Scope Summary

Banfield Elementary School

- **Priority 1 Scope \$2,610,700**

- Window sill repairs
- Ceiling replacement
- Interior door replacement
- Gym flooring
- Classroom casework
- Locker replacement
- Restroom renovation

- *Board Authorized Scope*

- *Former computer lab HVAC update*
- *Address chilled water leak*
- *Address minor roof repairs*

- **Priority 2 Scope \$2,434,300**

- Masonry wall repairs
- Window replacement
- Exterior door replacement
- Ceiling replacement
- Interior finishes (flooring & walls)
- Fire alarm replacement
- SPED reconfiguration

Facility Conditions Summary

Neveln Elementary School

- **Priority 1 Scope: \$1,125,800**
 - Exterior wall repairs
 - Interior door replacement
 - Locker replacement
 - Main electrical service upgrade
 - Secure entry improvements

- *Assigned Funds Scope*
 - Restroom remodel
- *Board Authorized Scope*
 - Replace boilers and associated steam components
 - Replace steam fin tube radiation and associated piping
 - Upgrade Fire Alarm System

- **Priority 2 Scope: \$4,118,400**
 - Tennis courts
 - Window replacement
 - Domestic water piping
 - Interior wall finishes
 - Lower level classroom remodel
 - Second floor open classroom remodel

Facility Conditions Summary

Southgate Elementary School

- **Priority 1 Scope: \$1,802,400**
 - Masonry & wall repairs
 - Exterior wall stucco repairs
 - Interior door replacement
 - Limited ceiling replacement
- **Priority 2 Scope: \$1,317,700**
 - Window replacement
 - Ceiling replacement
 - Interior finishes (walls & casework)
 - Electrical panel replacement
 - Fire alarm replacement
- *Assigned Fund Scope*
 - *Restroom remodel*
- *Board Authorized Scope*
 - *Replace Boiler*

Scope Summary

Sumner Elementary School

- **Priority 1 Scope: \$2,531,200**
 - Interior door replacement
 - Casework replacement
 - Accessible route to 2nd floor south wing classrooms
 - Locker replacement
 - Secure entrance remodel
- *Assigned Fund Scope*
 - *Restroom remodel*
- **Priority 2 Scope: \$3,773,800**
 - Masonry wall repairs
 - Window replacements
 - Ceiling replacement
 - Interior wall finishes
 - Electrical panel replacement
 - Fire alarm upgrade
 - Domestic water piping
 - Remodel 2nd floor original auditorium area

Scope Summary

Woodson

- **Priority 1 Scope: \$936,900**
 - Masonry/ wall repairs
 - Partial interior door replacement
 - Restroom updates
 - Electrical panel replacement
- **Priority 2 Scope: \$1,432,870**
 - Window replacement
 - Interior wall finishes
 - Flooring replacement
 - Fire alarm upgrade
- **Board Authorized Scope**
 - Concrete sidewalk replacement

Scope Summary

Ellis Middle School

- **Priority 1 Scope: \$895,500**
 - Skylight replacement
 - Masonry/ wall repairs
 - Theatre flooring
- **Priority 2 Scope: \$1,489,100**
 - Partial interior door replacement
 - Science lab casework
 - Electrical panel replacement
 - Fire alarm upgrade (west wing)
- *Board Authorized Scope*
 - *East half of building IAQ updates*
 - *Fire alarm upgrade (IAQ area)*
 - *CTE dust collection updates (part of IAQ)*

Facility Conditions Summary

Indoor Pool

- **Referendum Scope: \$5,490,600**
 - Masonry/ wall repairs
 - Diving well reconfiguration
 - Pool equipment replacement
 - Pool area finish replacement
 - Roofing

- *Board Authorized Scope*
 - *Locker room updates (part of IAQ)*

Scope Summary

Austin High School

- **Priority 1 Scope: \$8,388,990**
 - Skylight replacement
 - Masonry/ wall repairs
 - Partial interior finishes update (corridors)
 - Partial Interior door replacement (corridors & fire rated)
 - Locker replacement
 - Locker room remodeling
 - Restroom updates
 - Water heater replacement
- *Board Authorized Scope*
 - *Combine HS & Annex boiler systems*
 - *Minor HVAC work at AHU-15*

- **Priority 2 Scope: \$7,486,500**
 - Corridor ceilings
 - Remaining interior door replacement
 - Casework replacement
 - Ag Lab casework upgrade
 - Auditorium finish upgrade
 - Packer Gym locker room shower upgrade
 - Fire alarm upgrade

Scope Summary

High School Annex

- **Priority 1 Scope: \$246,300**
 - Interior door replacement
- **Priority 2 Scope: \$35,700**
 - Exterior wall repairs
 - Select exterior door repair
- *Assigned Fund Scope*
 - *Electrical service replacement*
- *Board Authorized Scope*
 - *Lower level IAQ updates*
 - *Lower-level restroom update (part of IAQ)*



BOARD APPROVED AND BOND REFERENDUM

Board Approved

- Facilities Maintenance Bonds
- Tax Abatement Bonds
- Capital Facilities Bonds

Bond Referendum Scenarios

Question 1:

- \$20 million
- \$30 million
- \$40 million

Question 2:

- \$5.5 million



BOARD APPROVED STRUCTURE

Level Payments

Project Amount
Term of Bond

LTFM & Abatement
\$18,913,800
20

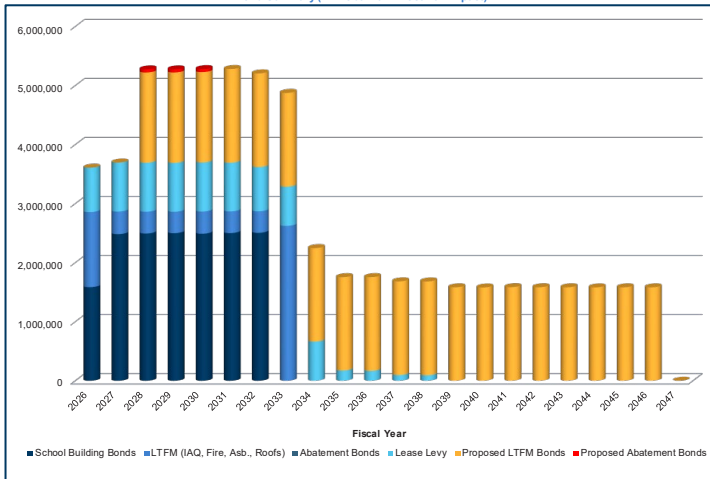
Property
Type

Est. Market Value

Estimated Annual Tax
Increase

Property Type	Est. Market Value	Estimated Annual Tax Increase
Residential Homestead	\$75,000	\$23
	100,000	32
	150,000	61
	200,000	89
	250,000	117
	300,000	146
	400,000	202

Bond Summary (All Debt with Direct Tax Impact)



- Estimated interest rates as of February 25, 2026 plus 0.75%.
- No growth assumed in net tax capacity.

Wraparound Payments

Project Amount
Term of Bond

LTFM & Abatement
\$18,913,800
20

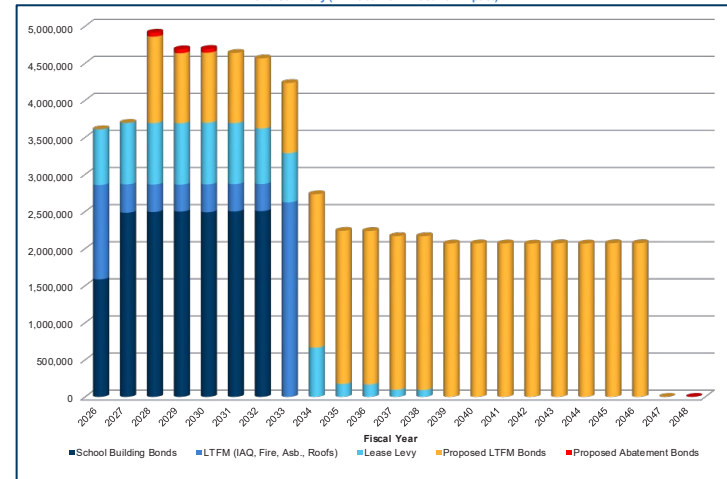
Property
Type

Est. Market Value

Estimated Annual Tax
Increase

Property Type	Est. Market Value	Estimated Annual Tax Increase
Residential Homestead	\$75,000	\$17
	100,000	23
	150,000	44
	200,000	64
	250,000	85
	300,000	105
	400,000	146

Bond Summary (All Debt with Direct Tax Impact)



- Estimated interest rates as of April 20, 2026 plus 0.75%.
- No growth assumed in net tax capacity.

Remaining Priority 1 and 2 Projects

										Question 1	Question 2	
	Woodson Education Center	Banfield Elementary	Neveln Elementary	Southgate Elementary	Sumner Elementary	Ellis Middle School	High School	HS Annex			Ellis Pool (Question 2)	
Project Area Breakdown										Totals by Priority		
Priority 1	\$ 936,900	\$ 2,610,700	\$ 1,125,800	\$ 1,802,400	\$ 2,531,200	\$ 895,500	\$ 8,388,990	\$ 246,300	\$ 18,537,790	\$ 18,537,790	\$ 5,040,600	
Priority 2	\$ 1,432,870	\$ 2,434,300	\$ 4,118,400	\$ 1,317,700	\$ 3,772,800	\$ 1,489,100	\$ 7,486,500	\$ 35,700	\$ 22,087,370	\$ 22,087,370	\$ 450,000	
	2,369,770	5,045,000	5,244,200	3,120,100	6,304,000	2,384,600	15,875,490	\$ 282,000		40,625,160	5,490,600	
Totals												

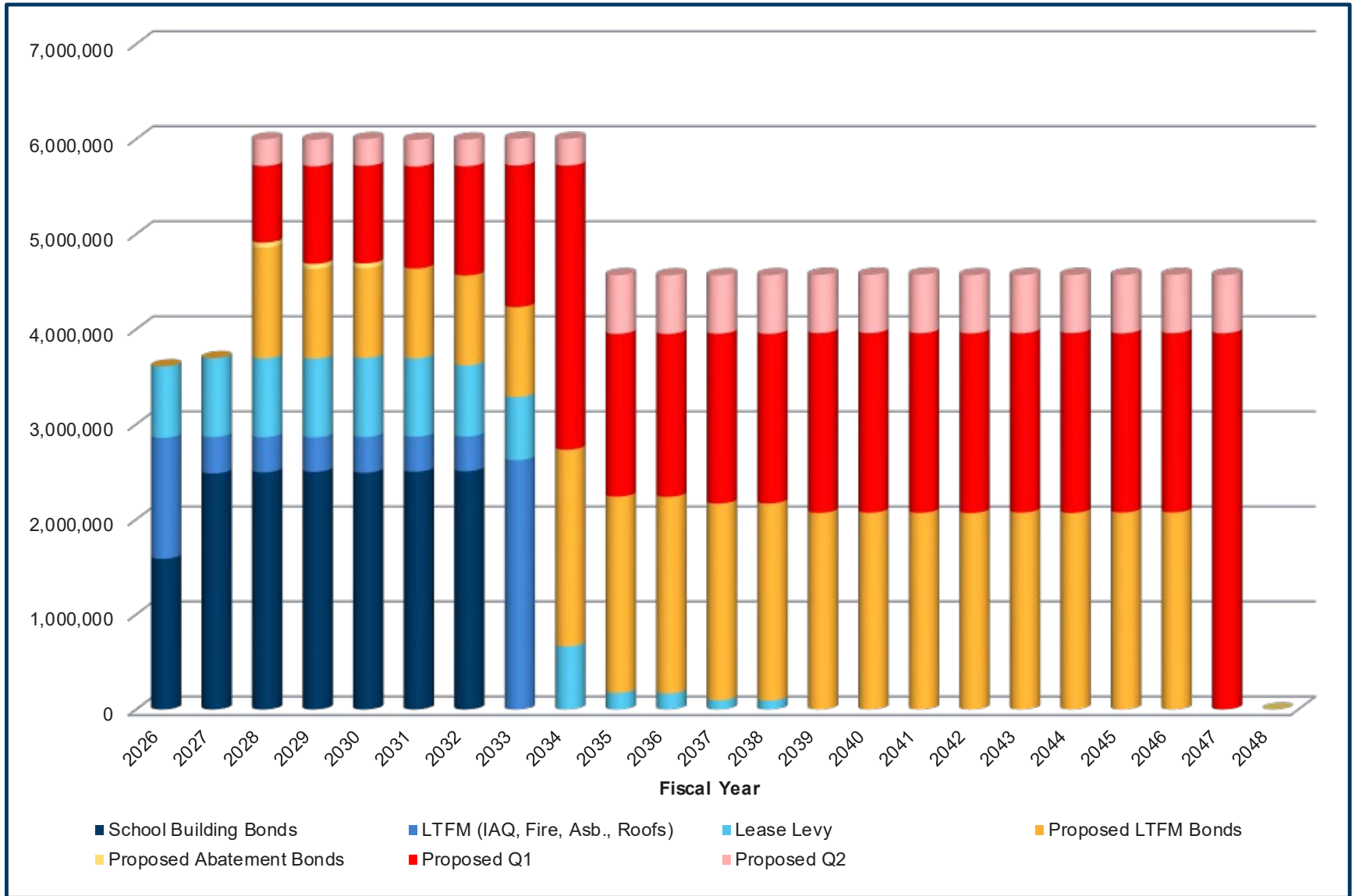
\$20 million Voter-Approved Scenario

Austin Public Schools - Facility Planning Summary										Question 1	Question 2
SCENARIO 1 - \$20MM											
	Woodson Education Center	Banfield Elementary	Neveln Elementary	Southgate Elementary	Sumner Elementary	Ellis Middle School	High School	HS Annex		Ellis Pool (Question 2)	
Project Area Breakdown									Totals by Priority		
Priority 1	\$ 936,900	\$ 2,610,700	\$ 1,125,800	\$ 1,802,400	\$ 2,531,200	\$ 895,500	\$8,388,990	\$ 246,300	\$ 18,537,790	\$ 18,537,790	\$ 5,040,600
Priority 2									\$ -	\$ -	\$ 450,000
	936,900	2,610,700	1,125,800	1,802,400	2,531,200	895,500	8,388,990	\$ 246,300		18,537,790	5,490,600
Totals											



QUESTION 1 - \$20 MILLION

Bond Summary (All Debt with Direct Tax Impact)





TAX IMPACT - \$20 MILLION

Project Amount Term of Bond		Board Approved LTFM & Abatement	Voter Approved Question 1	Voter Approved Question 2	Estimated Annual Tax Increase		Combined Total	
		\$18,913,800 20	\$20,000,000 20	\$5,500,000 20				
Property Type	Est. Market Value				Annual	Monthly		
Residential Homestead	\$75,000	\$18	\$12	\$4	\$34	\$3		
	100,000	25	17	6	48	4		
	150,000	46	32	11	89	7		
	200,000	67	47	16	130	11		
	250,000	89	61	21	172	14		
	300,000	110	76	27	213	18		
	400,000	153	106	37	296	25		
Commercial - Industrial	\$250,000	\$167	\$116	\$40	\$323	\$27		
	500,000	364	251	88	703	59		
	750,000	561	387	135	1,083	90		
	1,000,000	758	523	182	1,463	122		
Agricultural Homestead*	\$/acre							
	\$9,000	\$0.53	\$0.37	\$0.13	\$1.03	\$0.09		
	10,000	0.59	0.41	0.14	1.14	0.10		
	11,000	0.65	0.45	0.16	1.25	0.10		
	12,000	0.71	0.49	0.17	1.37	0.11		

* Homestead land limited to first \$3,800,000 in value. All additional land taxed like Ag non-homestead land.

- Estimated interest rates as of April 20, 2026 plus 0.75%.
- No growth assumed in net tax capacity.

\$30 million Voter-Approved Scenario - A

SCENARIO 2A - \$30MM										Question 1	Question 2
	Woodson Education Center	Banfield Elementary	Neveln Elementary	Southgate Elementary	Sumner Elementary	Ellis Middle School	High School	HS Annex			Ellis Pool (Question 2)
Project Area Breakdown									Totals by Priority		
Priority 1	\$ 936,900	\$ 2,610,700	\$ 1,125,800	\$ 1,802,400	\$ 2,531,200	\$ 895,500	\$8,388,990	\$ 246,300	\$ 18,537,790	\$ 18,537,790	\$ 5,040,600
Priority 2		\$ 2,434,300	\$ 4,118,400	\$ 1,317,700	\$ 3,772,800				\$ 11,643,200	\$ 11,643,200	\$ 450,000
	936,900	5,045,000	5,244,200	3,120,100	6,304,000	895,500	8,388,990	\$ 246,300		30,180,990	5,490,600
Totals											

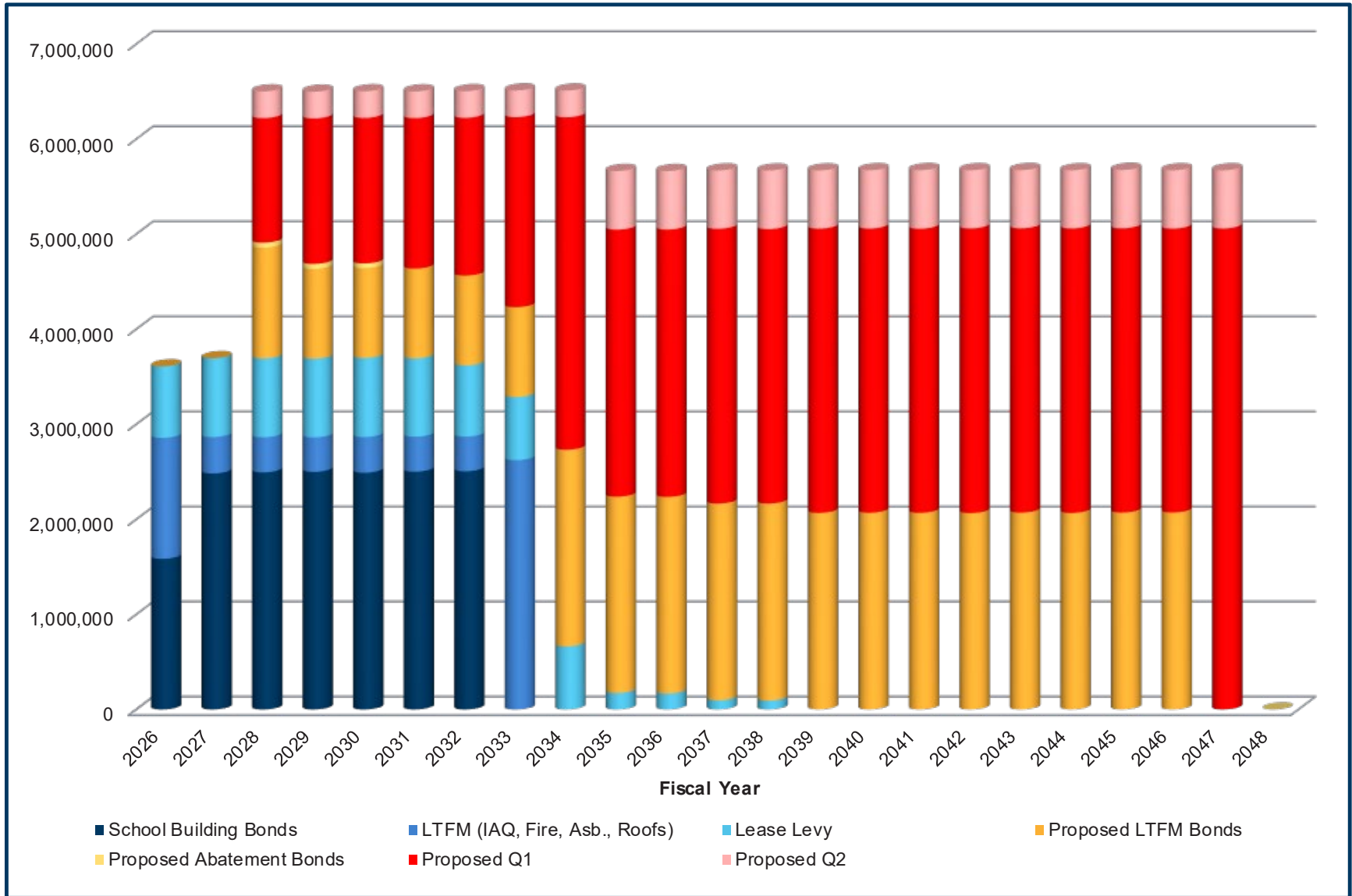
\$30 million Voter-Approved Scenario - B

SCENARIO 2B - \$30MM										Question 1	Question 2
	Woodson Education Center	Banfield Elementary	Neveln Elementary	Southgate Elementary	Sumner Elementary	Ellis Middle School	High School	HS Annex			Ellis Pool (Question 2)
Project Area Breakdown									Totals by Priority		
Priority 1	\$ 936,900	\$ 2,610,700	\$ 1,125,800	\$ 1,802,400	\$ 2,531,200	\$ 895,500	\$8,388,990	\$ 246,300	\$ 18,537,790	\$ 18,537,790	\$ 5,040,600
Priority 2	\$ 1,432,870					\$ 1,489,100	\$7,486,500	\$ 35,700	\$ 10,444,170	\$ 10,444,170	\$ 450,000
	2,369,770	2,610,700	1,125,800	1,802,400	2,531,200	2,384,600	15,875,490	\$ 282,000		28,981,960	5,490,600
Totals											



QUESTION 1 - \$30 MILLION

Bond Summary (All Debt with Direct Tax Impact)





TAX IMPACT - \$30 MILLION

		Board Approved LTFM & Abatement	Voter Approved Question 1	Voter Approved Question 2		
Project Amount		\$18,913,800	\$30,000,000	\$5,500,000		
Term of Bond		20	20	20		
Property Type	Est. Market Value	Estimated Annual Tax Increase			Combined Total	
					Annual	Monthly
Residential Homestead	\$75,000	\$18	\$20	\$4	\$42	\$3
	100,000	25	28	6	58	5
	150,000	46	52	11	109	9
	200,000	67	76	16	160	13
	250,000	89	100	21	210	18
	300,000	110	124	27	261	22
	400,000	153	172	37	362	30
Commercial - Industrial	\$250,000	\$167	\$188	\$40	\$395	\$33
	500,000	364	409	88	860	72
	750,000	561	630	135	1,325	110
	1,000,000	758	851	182	1,790	149
Agricultural Homestead*	\$/acre					
	\$9,000	\$0.53	\$0.60	\$0.13	\$1.26	\$0.10
	10,000	0.59	0.66	0.14	1.40	0.12
	11,000	0.65	0.73	0.16	1.53	0.13
	12,000	0.71	0.80	0.17	1.67	0.14

- Estimated interest rates as of April 20, 2026 plus 0.75%.
- No growth assumed in net tax capacity.

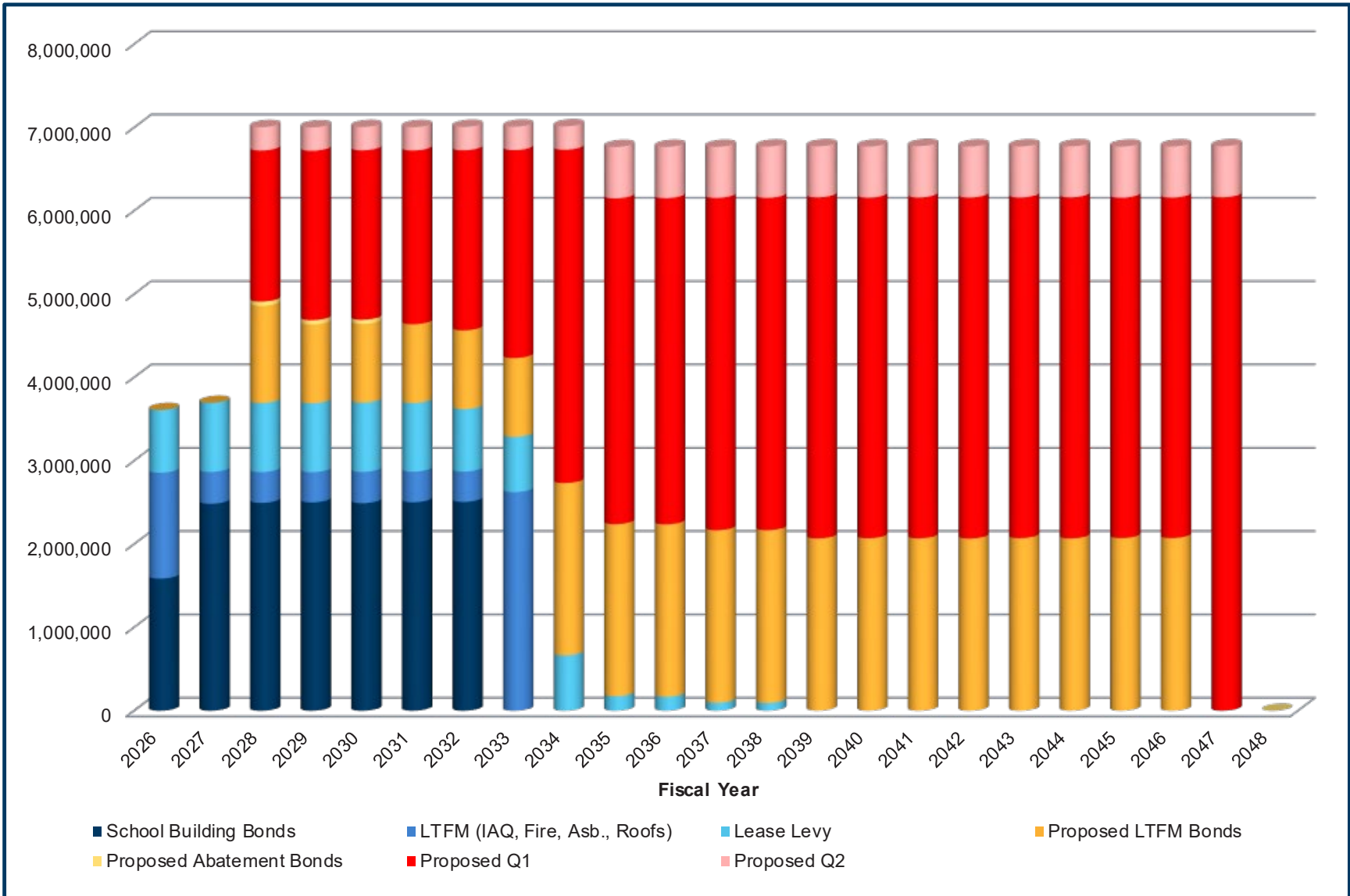
\$40 million Voter-Approved Scenario

SCENARIO 3 - \$40MM										Question 1	Question 2
	Woodson Education Center	Banfield Elementary	Neveln Elementary	Southgate Elementary	Sumner Elementary	Ellis Middle School	High School	HS Annex			Ellis Pool (Question 2)
Project Area Breakdown									Totals by Priority		
Priority 1	\$ 936,900	\$ 2,610,700	\$ 1,125,800	\$ 1,802,400	\$ 2,531,200	\$ 895,500	\$8,388,990	\$ 246,300	\$ 18,537,790	\$18,537,790	\$ 5,040,600
Priority 2	\$ 1,432,870	\$ 2,434,300	\$ 4,118,400	\$ 1,317,700	\$ 3,772,800	\$ 1,489,100	\$7,486,500	\$ 35,700	\$ 22,087,370	\$22,087,370	\$ 450,000
	2,369,770	5,045,000	5,244,200	3,120,100	6,304,000	2,384,600	15,875,490	\$ 282,000		40,625,160	5,490,600
Totals											



QUESTION 1 - \$40 MILLION

Bond Summary (All Debt with Direct Tax Impact)





TAX IMPACT - \$40 MILLION

Project Amount		Board Approved LTFM & Abatement	Voter Approved Question 1	Voter Approved Question 2		
Term of Bond		\$18,913,800 20	\$40,000,000 20	\$5,500,000 20		
Property Type	Est. Market Value	Estimated Annual Tax Increase			Combined Total	
					Annual	Monthly
Residential Homestead	\$75,000	\$18	\$28	\$4	\$49	\$4
	100,000	25	38	6	69	6
	150,000	46	72	11	129	11
	200,000	67	105	16	189	16
	250,000	89	138	21	249	21
	300,000	110	172	27	308	26
	400,000	153	238	37	428	36
Commercial - Industrial	\$250,000	\$167	\$260	\$40	\$467	\$39
	500,000	364	566	88	1,017	85
	750,000	561	871	135	1,567	131
	1,000,000	758	1,177	182	2,117	176
Agricultural Homestead*	\$/acre					
	\$9,000	\$0.53	\$0.83	\$0.13	\$1.48	\$0.12
	10,000	0.59	0.92	0.14	1.65	0.14
	11,000	0.65	1.01	0.16	1.81	0.15
	12,000	0.71	1.10	0.17	1.98	0.16

- Estimated interest rates as of April 20, 2026 plus 0.75%.
- No growth assumed in net tax capacity.



Timeline and Required Dates



Voter-Approved Referendum Key Dates

June 16 – Deadline to Submit Review and Comment to MDE

August 11 – Deadline to Adopt Formal Resolution Calling Election

November 3 – Election Day

Design and Construction Deadlines

- **Assigned Funds Projects**
 - 2026 Design, engineering, state approvals & bidding
 - Required time before construction: Jan-April design/ engineering, MNDOLI review May-July, bidding, board approval of bids, construction begins.
 - Summer 2027 Construction
- **Board Authorized Bond Funding**
 - 2026 Design, engineering, MDE approval (September), state approvals & bidding
 - Summer 2027 Construction (pending size of projects)
- **Voter-approved Bond Funding**
 - November 2026 vote
 - 2027 design, engineering, state approvals & bidding
 - Summer 2028/2029 Construction (pending size of projects)



Thank You!



Architecture + Engineering + Environmental + Planning | ISGInc.com



AUSTIN PUBLIC SCHOOLS

INSPIRE • EMPOWER • ACCELERATE