



2025–2026 Unit 5 Child Nutrition Program

Program Overview & Administrative Review Results



Meals Served This Year

311,516

Breakfast Meals

~1,855 served daily

1,136,302

Lunch Meals

~6,765 served daily

8,620

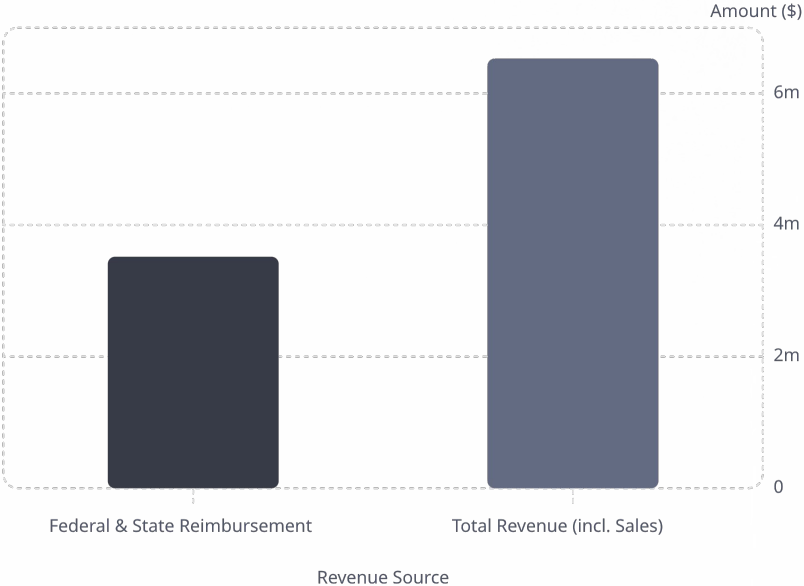
Daily Reimbursable

Total meals per day

Unit 5's Child Nutrition Program served over 1.4 million meals this school year across all grade levels.



Program Revenue



2025-2026 Financial Summary

Total Federal & State reimbursement for breakfast and lunch:
\$3,518,822

Total program revenue including reimbursement, paid and reduced student lunch, à la carte and extra meal sales:
\$6,530,571



Menu Development & Nutrition Standards

Early Learning

Follows Child and Adult Care
Food Program meal pattern

Elementary, Junior High & High School

Follow National School Lunch
meal pattern with grade-level
nutrition standards

Menu Review Process

- Menus reviewed twice yearly
- Lowest-rated items removed each semester and replaced with new entrées
- Parent feedback: survey sent last summer for insight on student meal preferences

NSLP Meal Pattern Overview

	Grades K-5	Grades 6-8	Grades 9-12
Food Components	Amount of Food ¹ per Week (minimum per day)		
Fruits (cups) ²	2 ½ (½)	2 ½ (½)	5 (1)
Vegetables (cups) ²	3 ¾ (¾)	3 ¾ (¾)	5 (1)
Dark green	½	½	½
Red/orange	¾	¾	1 ¼
Beans, peas, and lentils	½	½	½
Starchy	½	½	½
Other ³	½	½	½
Additional vegetables to reach total ⁴	1	1	1 ½
Grains (oz eq) ⁵	8-9 (1)	8-10 (1)	10-12 (2)
Meats/meat alternates (oz eq) ⁶	8-10 (1)	9-10 (1)	10-12 (2)
Fluid milk (cups) ⁷	5 (1)	5 (1)	5 (1)
Other Specifications: Daily Amount Based on the Average for a 5-Day Week			
Min-max calories (kcal)	550-650	600-700	750-850
Saturated fat (% of total calories)	<10	<10	<10
Sodium limit through June 30, 2027	≤ 1,110 mg	≤ 1,225 mg	≤ 1,280 mg
Sodium limit beginning July 1, 2027	≤ 935 mg	≤ 1,035 mg	≤ 1,080 mg
Added sugars (% of total calories)— must be implemented by July 1, 2027	<10	<10	<10

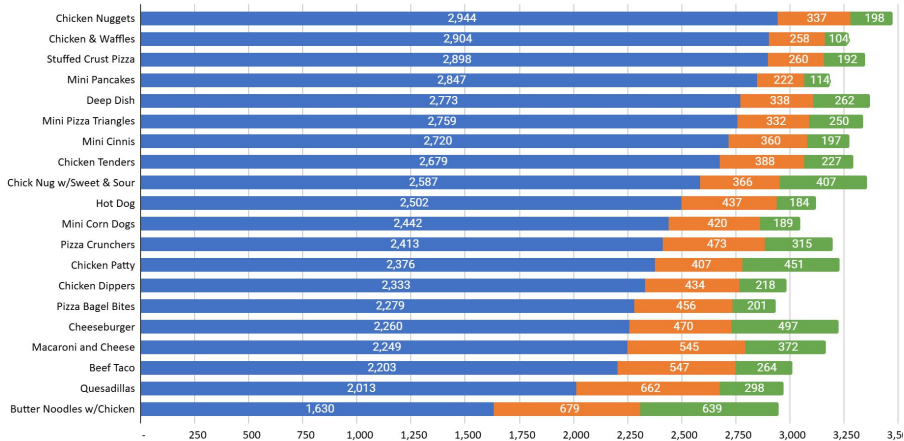
Elementary Menu Review

1st and 2nd semester

- Survey feedback - Inserted quesadilla and buttered noodles
- Student feedback: too much chicken
- Anything that is beef or pork generally rates on the lower end of the meal totals

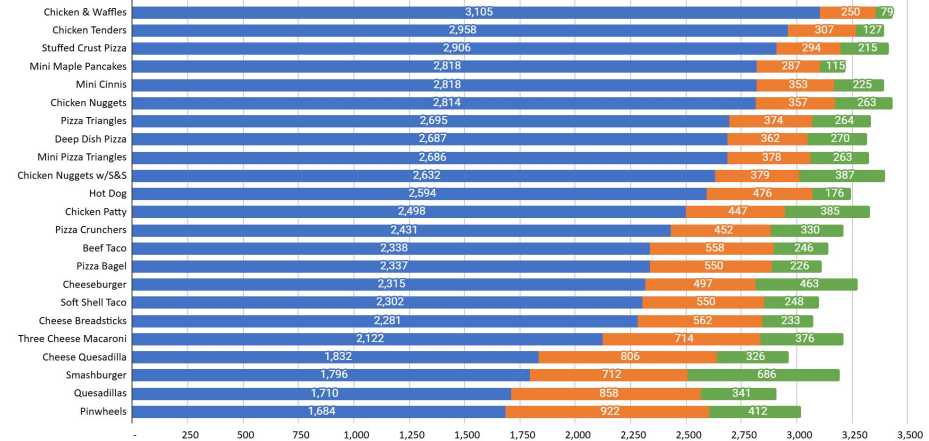
Average Elementary Meal Totals
1st Semester 2025-2026

Lunch 1 Lunch 2 Lunch 3



Average Elementary Meal Totals
2nd Semester 2025-2026

Lunch 1 Lunch 2 Lunch 3

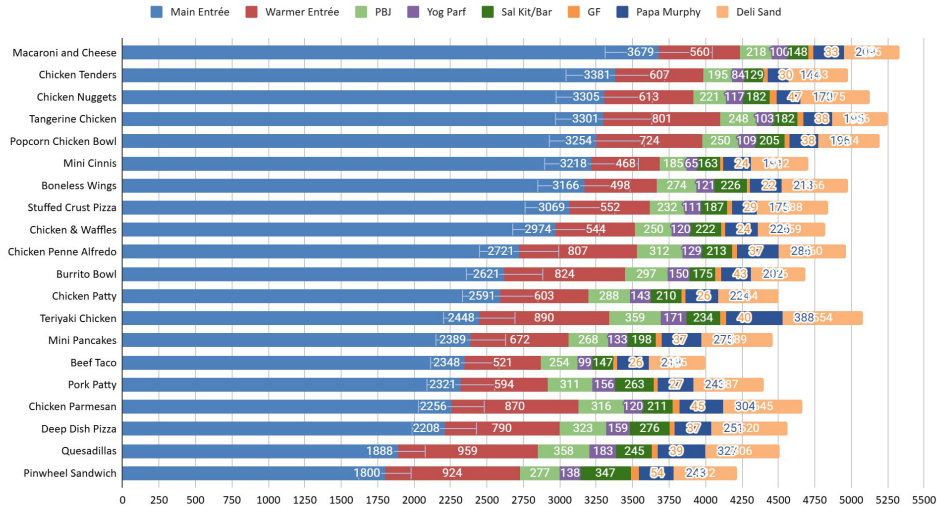


Secondary Menu Review

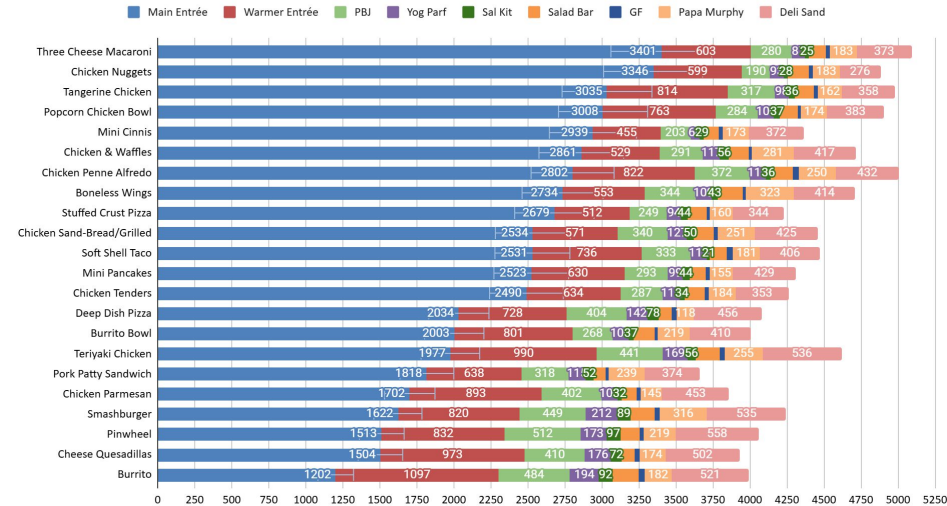
1st and 2nd semester

- Survey feedback - Inserted quesadillas
- Student feedback: too much chicken
- Non chicken options rate lower as seen by our new items of pinwheels and beef burritos

Average SECONDARY Entrée Totals 1st Semester 2025-2026



Average SECONDARY Entrée Totals Spring 2026



Child Nutrition Program Review: Scope

ISBE conducts an Administrative Review every 3–5 years. This year, **Brigham, Carlock, Chiddix Junior High**, and **Normal West** were selected for on-site visits.

Administrative Review Areas

- Certification and Benefit Issuance
- Verification
- Meal Counting and Claiming
- Meal Components and Quantities (Day/Month of Review)
- Offer Versus Serve
- Dietary Specifications and Nutrient Analysis
- Civil Rights
- On-Site Monitoring
- Wellness Policy & Smart Snacks
- Professional Standards & Food Safety
- Procurement
- Reporting & Recordkeeping
- SBP & SFSP Outreach

Financial Resource Areas

- General Ledger & Purchases
- Paid Lunch Equity (Lunch price charged)
- Food Cost
- Meal per Labor Hour

Scope Detail

The review covered all mandatory administrative and financial program areas as required by federal regulations. Other Federal Program Review was determined not applicable for the District.





Review Findings

Certification & Benefit Issuance

Out of the 563 household eligibility applications submitted for our district, only 3 applications had errors. Our error rate: **0.03%** — no financial penalties assessed until error rate is over 3%.

Meal Components & Quantities

Only **8 mistakes** across all 4 school sites during observed meal services. No penalties assessed - penalties only assigned if mistakes made were greater than 150 for a district our size

Wellness Policy

Missing one required element: goals for other school-based activities that promote student wellness. No financial penalties assessed for this area

Food Safety

Normal West's health inspection (completed April 2) had not yet been posted at the time of the April 9 ISBE visit. No financial penalties assessed for this area.

Financial Review: No findings — clean audit.

ISBE Overall Feedback

"For the large district we have here at Unit 5, you were one of my best and easiest reviews for the 2025–2026 school year!" - Kari Perkins, ISBE Reviewer

Commended Areas

Certification & Benefit Issuance, Verification, Dietary Specifications, Nutrient Analysis, and Buy American Tracking

Financial Excellence

ISBE praised low food cost management and tracking of reimbursement and meals per labor hour across 23 schools — recommending Unit 5 present their spreadsheets at summer financial training

