



MEMORANDUM

To: Members of the Board of Trustees
From: Luis M. Guerra, Director of Finance
Subject: Quarterly Investment Report – Quarter Ending March 31, 2026
Date: April 29, 2026

Introduction

This report presents a comprehensive look at the investment program and activity of the Tornillo Independent School District (TISD) for the quarter ending March 31, 2026. The Public Funds Investment Act requires quarterly reporting of investment activity and balances.

The investment objectives of preservation and safety of principal, liquidity and yield drive investment activities. These objectives dictate the types of investment vehicles that the TISD utilizes.

As of March 31, 2026, the TISD had funds invested in the Lone Star Investment Pool and at WestStar Bank. At WestStar Bank, the TISD has interest bearing and earnings credit accounts.

Analysis of Investment Performance

The focus of the investment program is the preservation and safety, liquidity and yield of invested funds. Funds must be available to meet daily cash requirements, as well as short-term and long-term needs. Maximizing investment yields are only considered after the other investment objectives have been met. Investment yields are reported for the quarter ending March 31, 2026.

The TISD began the quarter with \$6,064,071 in invested funds. This amount increased to \$7,004,143 mainly resulting from increase of local tax revenue.

The majority of TISD invested funds are invested in corporate overnight funds. The quarter began with the corporate overnight fund yield of 4.0801% and ended with a corporate overnight fund yield of 3.7778%.

General Fund – Corporate Overnight Fund

General Fund investments are restricted by payroll pay dates and accounts payable check runs, since payments for all non-student activity funds are initially paid out of this fund. Transfers are made as needed from the Lone Star Investment Pool to WestStar bank to cover cash disbursements. The invested balance in the General Fund began the quarter with \$4,763,525 in invested funds and ended the quarter with a balance of \$5,976,030. The increase is mainly due to outstanding Local and State aid.

Investment	Oct-Dec	Jan-Mar	Change
Lone Star	\$4,537,664	\$5,665,794	\$1,128,130
WestStar	225,861	310,236	84,375
Total	\$4,763,525	\$5,976,030	\$1,212,505

Interest and Sinking Fund – Corporate Overnight Fund

Interest and Sinking (I&S) Fund investments are restricted to the payment of the TISD debt. The invested balance in the I&S Fund began the quarter with \$1,025,598 invested funds and ended the quarter with a balance of \$750,570. The increase is due to state and local aid received in the quarter. Bond payment in the amount of \$1,101,978 was made on February 1, 2026.

Investment	Oct-Dec	July-Sept	Change
Lone Star	\$945,953	\$679,259	(\$266,694)
WestStar	79,644	71,311	(8,333)
Total	\$1,025,598	\$750,570	(\$275,028)

Maintenance Tax Note – Corporate Overnight Fund

The Maintenance Tax Note Fund began the quarter with an invested balance of \$274,946 ended the quarter with a balance of \$277,538. The increase in invested funds is attributed to interest earnings of \$2,591 received during the quarter.

Conclusion

The District will continue to monitor the yields in longer-term investments. Monthly yields have decreased over the course of the quarter and are currently as competitive as yields in long-term investments. The District will continue to use governmental investment pools and should consider fixed maturity

investments when available. As the district's investment officer, I will continue to seek investment opportunities after investment preservation and safety, liquidity and yield are considered. The investment portfolio has met the Public Funds Investment Act and the Board's investment policy requirements throughout the quarter.

Luis Guerra

Luis M Guerra, Investment Office

Tornillo Independent School District

Quarterly Investments Report

As of March 31, 2025

Description	Maturity Date	3/31/2025 Interest Rate*	12/31/2025 Book Value	3/31/2025 Book Value	12/31/2025 Market Value	3/31/2025 Market Value	Change in Book Value	Change in Market Value	Accrued Interest
Lone Star Investment Pool (Cash & Cash Equivalents)									
General Fund (199-1107)	On Demand	3.8383%	\$4,537,664.17	\$5,665,794.43	\$4,538,304.88	\$5,665,794.43	24.86%	24.84%	\$ 48,462.76
M & O Tax Note 2008 (197-1107)	On Demand	3.8383%	\$274,946.46	\$277,538.12	\$274,985.28	\$277,538.12	0.94%	0.93%	\$ 2,591.66
Interest & Sinking Fund (599-1107)	On Demand	3.8383%	\$945,953.42	\$679,259.90	\$946,086.99	\$679,259.90	-28.19%	-28.20%	\$ 5,284.82
Interest & Sinking Fund (599-1107)	On Demand	3.7554%	\$2.06	\$2.09	\$2.06	\$2.06	1.46%	0.00%	\$ 0.03
Total Lone Star Investment Pool:			\$5,758,566.11	\$6,622,594.54	\$5,759,379.21	\$6,622,594.51			\$56,339.27
* Average Interest Rate for the quarter									
WestStar Bank (Cash)									
General Fund (199-1110)	On Demand	0.10%	\$225,861.08	\$310,236.91	\$225,861.08	\$310,236.91	37.36%	37.36%	\$ 86.72
Interest & Sinking Fund (599-1110)	On Demand	0.10%	\$79,644.41	\$71,311.64	\$79,644.41	\$71,311.64	-10.46%	-10.46%	\$ 60.31
Total WestStar Bank:			\$305,505.49	\$381,548.55	\$305,505.49	\$381,548.55			\$147.03
Total Investments:			\$6,064,071.60	\$7,004,143.09	\$6,064,884.70	\$7,004,143.06			\$56,486.30

S&P Rating
Corporate Overnight Fund - AAAm
Government Overnight Fund - AAAm

Asset	Portfolio Weight Average Maturity (WAM)			
	Book Value	Days to Maturity	Maturity Date	WAM
Lonestar Investment Pool	\$6,622,594.54	1.00	9/1/2026	0.9455
WestStar Bank	\$381,548.55	1.00	9/1/2026	0.0545
Total	\$7,004,143.09			1.0000

Investment Objectives (Priority Order):

1. Preservation & Safety of principal;
2. Liquidity; and
3. Yield

Luis Guerra

Luis M. Guerra, Investment Officer



First Public
12007 Research Blvd.
Austin, Texas 78759
800-558-8875 • firstpublic.com

Custodian Bank: State Street Bank

*Investment Managers:
American Beacon Advisors and
Mellon Investments Corp (Dreyfus)*

A TASBO Strategic Partner



The Official Investment Pool of



Lone Star Monthly Performance Update

The Lone Star Information Statement should be read carefully before investing. Investors should consider the investment objectives, risks, charges, and expenses associated with this or any security prior to investing. Investment in Lone Star Investment Pool is not insured or guaranteed by the Federal Deposit Insurance Corporation (FDIC) or any other government agency, and although Lone Star seeks to preserve the value of the investment at a fixed share price, it is possible to lose money by investing in Lone Star. For further information or for an Information Statement, contact First Public at 800.558.8875. The return information is net of all current operating expenses. The return represents past performance and is no indication of future results.

First Public is a registered broker dealer with the Securities and Exchange Commission, the Financial Industry Regulatory Authority, and the Municipal Securities Rulemaking Board. First Public is not acting as a municipal advisor and is not providing advice or recommending any action to any municipal entity (including governmental entities under Section 15B of the U.S. Securities Exchange Act) or any of such entity's obligated persons. First Public does not assume or owe any fiduciary duty under Section 15B of the U.S. Securities Exchange Act with respect to the information contained herein. Please consult your professional and legal advisors and fiduciaries before acting on any of this information.

Fund Performance Update

March 31, 2026

Comments by Mellon, Investment Manager

The financial markets in the US and globally experienced significant volatility in March as the attacks on Iran by the US and Israel caused uncertainty and a surge in oil prices. US Treasury yields rose by 44 basis points (bps) during the month on concerns that a disruption in the oil supply would lead to widespread inflation. Despite a rally on the last day of March, equity prices fell sharply during the month as the Dow Jones Industrial Average, S&P 500, and Nasdaq-100 indexes were lower by 5.2%, 4.9%, and 4.7%, respectively. The Federal Open Market Committee (FOMC) left policy rates unchanged at 3.5% to 3.75% at its March meeting. Changes in the FOMC policy statement were minimal. The unemployment rate was described as "little changed" from "shown some signs of stabilization." A statement underscoring the implications of the Middle East conflict on the economy being uncertain was added. At the end of March, the Fed funds futures market was pricing in little chance of a change in the policy rate in 2026.

Active Participants This Month

Schools and Colleges	606
Other Governmental Entities	96
<i>Total</i>	<i>702</i>



Thank you for celebrating 30+ years with us!

Throughout the coming year, the following list will be updated as we recognize all ongoing accounts that have been with Lone Star for 30 years or more.

- | | | |
|----------------------|------------------|-----------------|
| Bremont ISD | Zavalla ISD | Mabank ISD |
| San Benito CISD | Fort Davis ISD | Harleton ISD |
| Odem-Edroy ISD | Whitehouse ISD | Brownsville ISD |
| Dalhart ISD | Tarkington ISD | Caddo Mills ISD |
| Hico ISD | Llano ISD | Eastland ISD |
| Friendswood ISD | Aubrey ISD | Eagle Pass ISD |
| Gregory-Portland ISD | Canyon ISD | Duncanville ISD |
| Panhandle ISD | Marble Falls ISD | |

Government Overnight Fund

Return Information

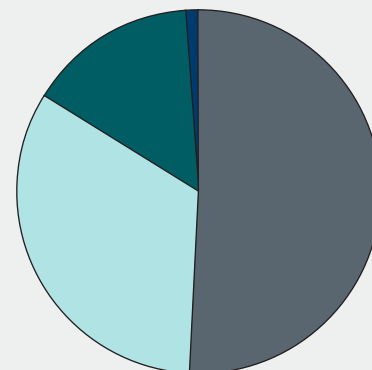
March 31, 2026

Average Monthly Return (a)	3.66%
SEC 7-day Fund Yield (b)	3.65%
Weighted Average Maturity One (c)	30 days
Weighted Average Maturity Two (c)	102 days
Portfolio Maturing beyond One Year	9%
Net Asset Value (NAV)	\$1.00
Annualized Expense Ratio	0.06%
Standard & Poor's Rating	AAAm

Inventory Position

	Book Value	Market Value
Cash/Repo	2,510,101,955.55	2,510,101,955.55
US Treasuries	1,149,764,928.40	1,149,796,983.68
Agencies	3,824,662,651.07	3,824,692,450.07
Money Market Funds	85,137,221.16	85,137,221.16
Total Assets	7,569,666,756.18	7,569,728,610.46

Investment Distribution



Agencies	51%
Cash Repo	33%
Treasuries	15%
Money Market	1%

(a) The return information represents the average annualized rate of return on investments for the time period referenced. Return rates reflect a partial waiver of the Lone Star Investment Pool operating expense. Past performance is no guarantee of future results.

Corporate Overnight Fund

Return Information

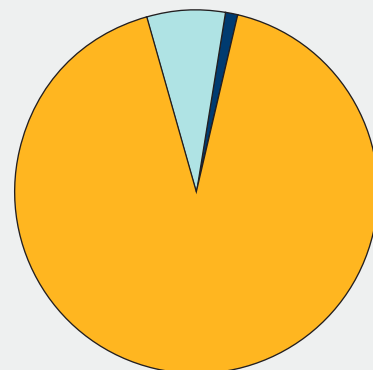
March 31, 2026

Average Monthly Return (a)	3.78%
SEC 7-day Fund Yield (b)	3.78%
Weighted Average Maturity One (c)	45 days
Weighted Average Maturity Two (c)	77 days
Portfolio Maturing beyond One Year	0%
Net Asset Value (NAV)	\$1.00
Annualized Expense Ratio	0.06%
Standard & Poor's Rating	AAAm

Inventory Position

	Book Value	Market Value
Cash/Repo	322,801,636.46	322,801,636.46
US Treasuries	-	-
Agencies	-	-
Commercial Paper	4,390,584,925.27	4,389,448,608.27
Money Market Funds	53,349,591.76	53,349,591.76
Total Assets	4,766,736,153.49	4,765,599,836.49

Investment Distribution



Commercial Paper	92%
Cash/Repo	7%
Money Market	1%

(b)

SEC 7-Day Yield Calculation

$$\text{Yield} = 2 \left[\left[\frac{a-b}{cd} + 1 \right]^6 - 1 \right]$$

*a - Dividend and interest income
b - Expenses accrued for the period
c - Average daily number of shares outstanding during the period that was entitled to dividends
d - Maximum offering price per share on the last day of the period*

Corporate Overnight Plus Fund

Return Information

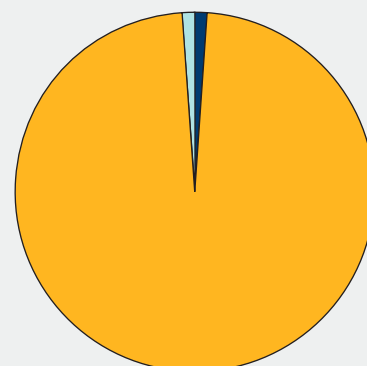
March 31, 2026

Average Monthly Return (a)	3.80%
SEC 7-day Fund Yield (b)	3.81%
Weighted Average Maturity One (c)	65 days
Weighted Average Maturity Two (c)	102 days
Portfolio Maturing beyond One Year	0%
Net Asset Value (NAV)	\$1.00
Annualized Expense Ratio	0.06%
Standard & Poor's Rating	AAAf/S1+

Inventory Position

	Book Value	Market Value
Cash/Repo	160,672,602.65	160,672,602.65
US Treasuries	-	-
Agencies	-	-
Commercial Paper	12,933,697,732.29	12,929,706,573.37
Money Market Funds	50,928,341.86	50,928,341.86
Total Assets	13,145,298,676.80	13,141,307,517.88

Investment Distribution



Commercial Paper	98%
Cash/Repo	1%
Money Market	1%

(c) The Weighted Average Maturity One calculation uses the industry standard definition of state maturity for floating rate instruments, the number of days until the next reset date. The Weighted Average Maturity Two calculation uses the final maturity of any floating rate instruments, as opined in Texas Attorney General Opinion No. JC0359.

Participant #: 71908

Lone Star™ 2026 2nd Quarter
Investment Pool **Quarterly Statement**

Statement Period: 01/01/2026 to 03/31/2026

Luis M Guerra
Tornillo ISD
PO Box 170
Tornillo, Texas 79853-0170



Summary of Portfolio Holdings

Account	Fund	Number of Shares	Price Per Share	Account Book Value (USD)	Account Market Value (USD)	% Port.
General Fund	Corporate Overnight Fund	5,665,794.43	1.00	5,665,794.43	5,664,443.79	85.55%
Totals:				5,665,794.43	5,664,443.79	

Account	Fund	Number of Shares	Price Per Share	Account Book Value (USD)	Account Market Value (USD)	% Port.
Interest & Sinking Account	Corporate Overnight Fund	679,259.90	1.00	679,259.90	679,097.97	10.26%
	Government Overnight Fund	2.09	1.00	2.09	2.09	0.00%
Totals:				679,261.99	679,100.06	

Account	Fund	Number of Shares	Price Per Share	Account Book Value (USD)	Account Market Value (USD)	% Port.
Maintenance Tax Note 2008 - Fund 197	Corporate Overnight Fund	277,538.12	1.00	277,538.12	277,471.96	4.19%
Totals:				277,538.12	277,471.96	

Totals

Fund	Number of Shares	Price Per Share	Fund Balance (USD)	% Port.
Corporate Overnight Fund	6,622,592.45	1.00	6,622,592.45	100.00 %
Government Overnight Fund	2.09	1.00	2.09	0.00 %
Corporate Overnight Plus Fund	0.00	1.00	0.00	0.00 %
Total Value:			6,622,594.54	100.00 %

Portfolio Transactions

General Fund - Corporate Overnight Fund

Settle Date	Trade Type	Share Balance	Number of Shares	Price/Share	Amount (USD)
01/01/2026	Starting Balance	4,537,664.17			4,537,664.17
01/09/2026	Transfer Out	4,437,664.17	-100,000.00	1.00	-100,000.00
01/09/2026	Withdrawal	4,237,664.17	-200,000.00	1.00	-200,000.00
01/14/2026	Deposit	4,239,597.07	1,932.90	1.00	1,932.90
01/14/2026	Deposit	4,241,329.07	1,732.00	1.00	1,732.00
01/14/2026	Deposit	4,244,284.07	2,955.00	1.00	2,955.00

General Fund - Corporate Overnight Fund (Continued)

Settle Date	Trade Type	Share Balance	Number of Shares	Price/Share	Amount (USD)
01/16/2026	Deposit	4,305,185.84	60,901.77	1.00	60,901.77
01/23/2026	Deposit	5,276,380.84	971,195.00	1.00	971,195.00
01/26/2026	Withdrawal	5,026,380.84	-250,000.00	1.00	-250,000.00
01/27/2026	Transfer Out	4,926,380.84	-100,000.00	1.00	-100,000.00
01/28/2026	Deposit	4,966,180.84	39,800.00	1.00	39,800.00
01/30/2026	Interest	4,981,144.79	14,963.95	1.00	14,963.95
02/02/2026	Deposit	4,982,883.11	1,738.32	1.00	1,738.32
02/02/2026	Deposit	5,115,680.17	132,797.06	1.00	132,797.06
02/02/2026	Deposit	5,125,919.84	10,239.67	1.00	10,239.67
02/02/2026	Deposit	5,127,150.40	1,230.56	1.00	1,230.56
02/02/2026	Deposit	5,241,829.80	114,679.40	1.00	114,679.40
02/02/2026	Deposit	5,243,316.74	1,486.94	1.00	1,486.94
02/02/2026	Deposit	5,284,007.99	40,691.25	1.00	40,691.25
02/02/2026	Deposit	5,335,661.20	51,653.21	1.00	51,653.21
02/02/2026	Deposit	5,387,320.42	51,659.22	1.00	51,659.22
02/02/2026	Deposit	5,388,467.25	1,146.83	1.00	1,146.83
02/02/2026	Deposit	5,427,352.18	38,884.93	1.00	38,884.93
02/20/2026	Deposit	5,491,942.36	64,590.18	1.00	64,590.18
02/24/2026	Transfer Out	5,191,942.36	-300,000.00	1.00	-300,000.00
02/25/2026	Deposit	5,635,704.36	443,762.00	1.00	443,762.00
02/27/2026	Interest	5,651,569.22	15,864.86	1.00	15,864.86
03/02/2026	Deposit	5,653,295.73	1,726.51	1.00	1,726.51
03/11/2026	Deposit	5,655,651.73	2,356.00	1.00	2,356.00
03/11/2026	Deposit	5,659,432.73	3,781.00	1.00	3,781.00
03/11/2026	Transfer Out	5,329,432.73	-330,000.00	1.00	-330,000.00
03/13/2026	Deposit	5,413,049.48	83,616.75	1.00	83,616.75
03/13/2026	Withdrawal	5,163,049.48	-250,000.00	1.00	-250,000.00
03/25/2026	Deposit	5,988,160.48	825,111.00	1.00	825,111.00
03/30/2026	Withdrawal	5,648,160.48	-340,000.00	1.00	-340,000.00
03/31/2026	Interest	5,665,794.43	17,633.95	1.00	17,633.95
03/31/2026	Ending Balance	5,665,794.43			5,665,794.43

Interest & Sinking Account - Corporate Overnight Fund

Settle Date	Trade Type	Share Balance	Number of Shares	Price/Share	Amount (USD)
01/01/2026	Starting Balance	945,953.42			945,953.42
01/09/2026	Transfer In	1,045,953.42	100,000.00	1.00	100,000.00
01/27/2026	Transfer In	1,145,953.42	100,000.00	1.00	100,000.00
01/30/2026	Withdrawal	888,451.42	-257,502.00	1.00	-257,502.00
01/30/2026	Withdrawal	657,651.42	-230,800.00	1.00	-230,800.00
01/30/2026	Withdrawal	604,150.08	-53,501.34	1.00	-53,501.34
01/30/2026	Withdrawal	295,475.08	-308,675.00	1.00	-308,675.00
01/30/2026	Withdrawal	43,975.08	-251,500.00	1.00	-251,500.00
01/30/2026	Interest	47,135.59	3,160.51	1.00	3,160.51
02/24/2026	Transfer In	347,135.59	300,000.00	1.00	300,000.00
02/27/2026	Interest	347,428.57	292.98	1.00	292.98
03/11/2026	Transfer In	677,428.57	330,000.00	1.00	330,000.00
03/31/2026	Interest	679,259.90	1,831.33	1.00	1,831.33
03/31/2026	Ending Balance	679,259.90			679,259.90

Interest & Sinking Account - Government Overnight Fund

Settle Date	Trade Type	Share Balance	Number of Shares	Price/Share	Amount (USD)
01/01/2026	Starting Balance	2.06			2.06
01/30/2026	Interest	2.07	0.01	1.00	0.01
02/27/2026	Interest	2.08	0.01	1.00	0.01

Interest & Sinking Account - Government Overnight Fund (Continued)

Settle Date	Trade Type	Share Balance	Number of Shares	Price/Share	Amount (USD)
03/31/2026	Interest	2.09	0.01	1.00	0.01
03/31/2026	Ending Balance	2.09			2.09

Maintenance Tax Note 2008 - Fund 197 - Corporate Overnight Fund

Settle Date	Trade Type	Share Balance	Number of Shares	Price/Share	Amount (USD)
01/01/2026	Starting Balance	274,946.46			274,946.46
01/30/2026	Interest	275,846.41	899.95	1.00	899.95
02/27/2026	Interest	276,650.57	804.16	1.00	804.16
03/31/2026	Interest	277,538.12	887.55	1.00	887.55
03/31/2026	Ending Balance	277,538.12			277,538.12

Important Information about this statement

Please review this statement carefully, it is the official record of your account with Lone Star Investment Pool and First Public, LLC. If you disagree with any transaction, or if there are any errors or omissions in this statement please notify us promptly in writing, but no later than 10 business days after receipt of this statement. Trades pending settlement will not appear on this statement. All such trades will appear in the next monthly statement. The yield for the period is an annualized rate that reflects the relationship between the average amount of income earned and the average daily balance for the account. Please notify First Public promptly and in writing of any changes of address or phone number. Times of transactions will be furnished upon written request. The Lone Star Investment Pool Information Statement should be read carefully before investing. Investors should consider the investment objectives, risks, charges and expenses associated with municipal fund securities before investing. All transactions are no load. No remuneration has, or will be, paid to any entity in connection with this transaction. An investor may obtain an Information Statement by contacting First Public at the address and phone number identified above. An investment in Lone Star investment Pool is not insured or guaranteed by the Federal Deposit Insurance Corporation ("FDIC") or any other government agency and although Lone Star Investment Pool seeks to preserve the value of the investment at a fixed share price, it is possible to lose money by investing in municipal fund securities.