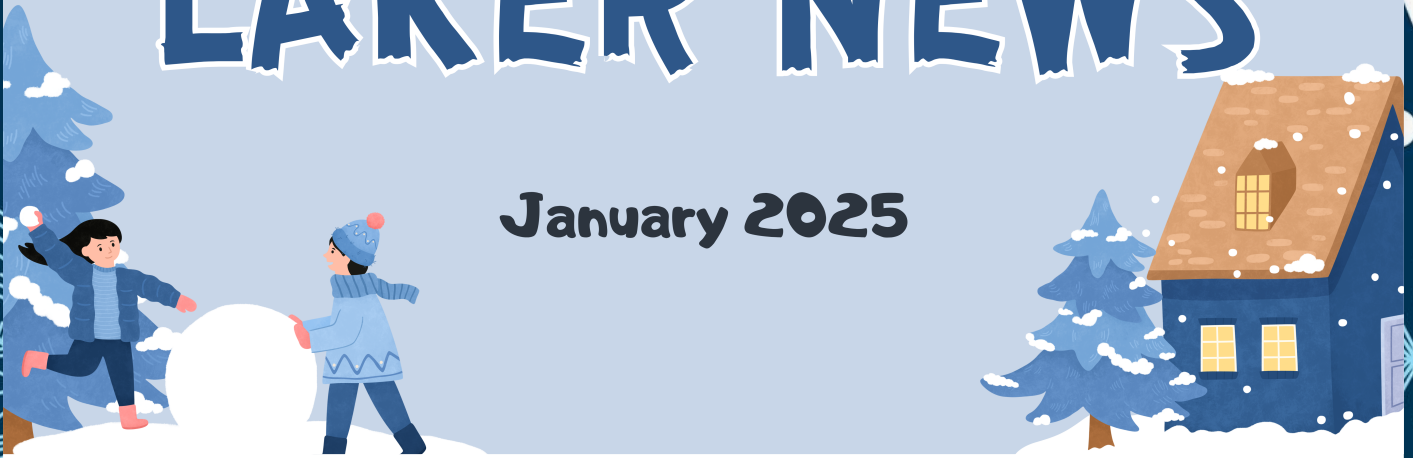


HLWW Elementary LAKER NEWS

January 2025



Welcome back and happy 2025!

The start of a new year is the perfect moment to reflect on the journey ahead, set or reset goals, and embrace new opportunities for growth. It offers a fresh chance for all of us to focus on both academic and social aspirations, creating a supportive community

built on communication and collaboration.

As we look toward the remainder of the school year, our commitment to academic excellence and community engagement remains steadfast. The partnership between parents, students, and staff plays a critical role in student achievement and contributes to the positive reputation of our schools and communities.

At our fall conferences, we all reaffirmed our commitment to this partnership. Teachers and staff are dedicated to reaching every student, offering challenges within a safe and encouraging environment. Students are expected to embrace values of respect, kindness, and responsibility; creating a community that is open-minded and eager to learn in diverse ways. Parents and guardians play an essential role by staying informed about their children's lives, both in and out of school, and holding them accountable for their actions, both positive and negative.

The broader community also has an important responsibility to support our schools and celebrate the positive initiatives happening within them. Together, we owe it to one another to bring our best efforts and strive for excellence every day.

A brief reflection of December highlights before we jump into January. December's events included Humphrey's great "outta this world" experience thanks to the Bell Museum's Exploradome and classroom lessons. We improved our wheeling skills with the roller-skating unit at Humphrey as well, with one final skate day on our first day back from winter break. Winsted students also had an opportunity to shine with their musical programs, performing in front of a full

audience. Holiday celebrations with an added snow day and sing alongs to close the 2024 school year. A glimpse of January events involve fourth graders will participate in a Kindness Retreat, facilitated by Youth Frontiers, fostering connections and reflection. Additionally, Winsted is gearing up for our roller-skating unit—a favorite among both students and staff! As we approach the midpoint of the school year in a few weeks, it's incredible to think about how much we've accomplished together.

The coming months promise challenges, preparation, and plenty of enjoyable moments. We encourage families to actively participate—ask questions, engage with your child, and consider volunteering if possible. Together, as a united team, we can continue to achieve great things for our students.

Thank you for your ongoing support and dedication to our schools and students. Wishing you a fantastic 2025, and we eagerly anticipate welcoming students back on January 2nd!

Warm regards,
Jen Olson

.....

🏆 **Humphrey Elementary Students Of The Month**

🏆 **Winsted Elementary Students Of The Month**

.....

🥛 **Milk and Snack Break**



Grades 1-4 Milk Break

If you would like your child to participate in the classroom milk break for the second half of the year, please send \$26.00 by January 17. Checks payable to ISD 2687.



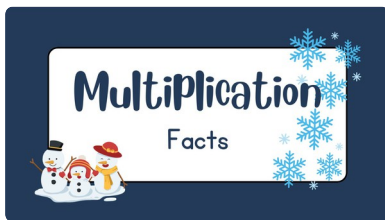
Grades 1-4 Snack Break

If you would like your child to participate in the classroom snack break for the second half of the year, please send \$40.00 by January 17. Checks payable to ISD 2687.



Kindergarten Snack

A reminder that the second half of kindergarten snack is due on or before January 17. The cost per student is \$40.00, checks payable to ISD 2687.



Bernice Pehl, Title One, Winsted Elementary

I don't know my multiplication facts! Multiplication is hard! This is a common thread as students learn their multiplication facts. I have found that this is a very difficult concept for some students. While it can take a long time to memorize the facts there are ways

to help you along the way. There are youtube videos people have made in which the students learn to skip count their 7s for example. The one I am familiar with is 7s set to the tune of "Happy Birthday" 7,14,21; 28,35; 42,49ers; 56 and 63; and 70. Try it at home. This is a great bridge for students as they learn their facts. Over the years, I have found some teachers have come up with small rhymes or tricks to help students learn their facts. Here is one for 5X5. **5X5 (High Five - 25)**. I try to focus on the ones that give my students the most problems. Here are a few that I came up with. Try them out at home and see what happens.

- *6X7 ON MY SHOE, 6X7 IS 42 (**FOUR LACES THEN TIE YOUR SHOE, 2 AFTER YOU TIE YOUR SHOE) (SHOE, 42)**)
- *6X8 OPEN THE GATE, 6X8 IS 48 (**OPEN THE GATE, POINT TO THE 4 CORNERS OF THE GATE) (GATE, 48)**)
- *7X7 ON THE LINE, 7X7 IS 49 (**MAKE TWO LINES WITH YOUR ARMS, FOUR POINTS ON THE LINE (LINE, 49)**)
- *7X8, 5,6,7,8; 7X8 IS 56 (**5 AND 6 COME BEFORE 7 AND 8) (5,6,7,8; 56)**)
- *6X4 OPEN THE DOOR, 6X4 IS 24 (**KNOCK TWICE - 6X4, KNOCK, KNOCK, 24) (DOOR, 24)**)
- *7X4 RUNNING LATE, 7X4 IS 28 (**RUNNING WITH 2 FINGERS FOR LEGS) (LATE, 28)**)
- *8X4 BOTH SAID "BOO", 8X4 IS 32 (**THREE LETTERS IN THE WORD BOO, 1 - B and 2 - OO) (BOO, 32)**)
- *6X6 PICK UP THE STICKS, 6X6 IS 36 (**PICK UP THE STICKS, HOLD UP 3 FINGERS AS THEY SAY 36) (STICKS, 36)**)

Winter Indoor Activities

Jenny Hagen, Special Education, Humphrey Elementary

In case your child(ren) are like my children and you are getting repeated requests for screens when it's too cold to go outside, here are some fun indoor activities you can do this winter.

1. READ!

You can read to your child or have your child read to you. Plan a visit to the new Howard Lake Library or head to the Winsted Library to pick out winter-themed books.

2. Conduct a science experiment. Ideas include:

Observe how the volume of snow changes once it melts into water. Make fake snow out of baking soda and shaving cream. Experiment with dissolving hot cocoa powder in different temperatures of water.

3. Winter Arts and Crafts

Winter-themed arts and crafts allow your child to get creative and practice their fine motor skills. You can create a snowman out of cotton balls, cut paper into snowflakes, or glue sugar cubes together to make an igloo to name a few.



4. Helping in the Kitchen

Whether it's measuring ingredients, adjusting recipes, or observing what happens when different ingredients are combined, cooking provides a great way for children to apply math and science concepts.

5. Family Game Night

Winter nights (when the sun sets before dinner!) is the perfect time for a family game night. Games can help children practice skills such as math and reading. Whether you play a classic board game like CandyLand or a card game like Uno, you'll be practicing teamwork, problem-solving, and critical thinking skills.



Greetings From the WES Music Room!

Jana LeClaire, Music, Winsted Elementary

Recently, the WES 3rd and 4th graders had the joy of performing *"Christmas...and More...at the Movies"*. The inspiration for this program came about as a result of a back-to-school lesson in music. We learned the song "Try Everything" from the movie, *Zootopia*, as a way to facilitate discussion around growth mindset versus fixed mindset. The lyrics to the refrain of the song are: "I won't give up, no, I won't give in 'til I reach the end, and then I'll start again. No, I won't leave. I wanna try everything. I wanna try,

even though I could fail." What a powerful message! Especially when learning music, kids have to be willing to take risks. One can't learn music by sitting on the sidelines, you have to be actively involved in the activity in order to truly develop your skills. Even brand new skills that you are learning for the first time. It can be very difficult to try something you have never done before in front of a whole classroom full of learners, but that is the nature of what we do in working toward skilled musicianship. We talked about how we have to be willing to make mistakes because that is how we learn! We mess up, and then we try again. Then we keep doing that until we have practiced enough to perform without even thinking about it. Another favorite line of mine from the song is, "Birds don't just fly, they fall down and get up." As hard as it is to believe, birds are not hatched instinctively knowing how to fly, their parent birdies have to boot them from the nest in order for them to learn. Talk about a learning curve! Well, we absolutely fell in love with the song and its message. The kids were vehement that we sing it for our program. I told them, "I don't know how I'm going to get this song to fit into a holiday show, but I'm *going* to get it to fit into a holiday show." Hence the ...and more...part of the narrative. And, when you can't find a pre-written script that fits your vision, you write your own! Even as adults, we are lifelong learners and we can't be afraid to try something because we might mess up. We will, it's inevitable. We just try again, we rewrite the script. I am just very, very lucky to have students who delivered those simple lines that I wrote and rewrote so brilliantly!

Santa's Stuck

Jessica Pavlenko, 1st Grade, Winsted Elementary

To celebrate the magical time of year, we learned about various holidays celebrated throughout the world. We have also read some fun holiday-themed stories. One of the stories we read recently was *Santa's Stuck!* by: Rhonda Gowler Greene. In it, Santa gets stuck in the chimney and needs help getting out. We then created our own *Santa's Stuck!* art projects, along with writing about how we would help Santa get unstuck. Here are my students' adventurous ideas:

- **Jacob**-I would call the elves.
- **Brayden**-I would make a new Santa, so he could get the old Santa out
- **Kobe**-I would make a new Santa.
- **Sam**-I would use a rope.
- **Oakley**-I would get my parents to help.
- **Emma**-I would pull him out by his feet.
- **Bryce**-I would just make a new Santa.
- **Mason**-I would pour water down the chimney.
- **Lars**-I would pull him out with a bulldozer.
- **Emmitt**-I would make a new Santa.
- **Phillip**-I would use a crowbar.
- **Grace**-I would push him out.
- **Asher**-I would make a new Santa.
- **Layth**-I would use a rope.
- **Lilah**-I would stick butter on him.
- **Colton**-I would call his reindeer to pull him out.
- **Jayden**-I would pour water and the elves could push him down.
- **Remi**-I would pull his feet.
- **Happy**-I would pull him out.
- **Ja'naya**-I would pull him out with a rope.
- **Nahomy**-I would use a rope.
- **Kaia**-I would get some friends and push him out, so he could get back to his sleigh.



ISH The Rock

Heather Johnson, Grade 3, Humphrey Elementary

Each month at Humphrey and Winsted Elementary Schools students and staff meet in Laker Proud Groups. Each group is composed of students from every grade level, kindergarten through 4th grade. When the groups meet each month we work on problem solving skills, demonstrating kindness, and community. For the December meeting each student was given a rock and asked to create his or her own Ishi friend. They put a happy face on their rock and could choose if they wanted to give their rock a name. Ishi is the Japanese word for rock. Akiki Yabuki wrote a book called Ishi: Simple Tips from a Solid Friend. This book reminds all of us that we can always grow from our experiences, that we should lean on our friends, celebrate our differences, and to find happiness in each day. The students were able to discuss what makes them happy, as well as brainstorm ideas on how to spread happiness. This activity reminded students that happiness can be found even in the smallest of places and sometimes at the most unexpected times. Think about it - what can you do to help make others happy?



Fantastic Family Traditions

Heather Johnson, 3rd Grade, Humphrey Elementary

Traditions. We all seem to have at least one of them. Whether it is seasonal, holiday, or birthday related, a tradition is something very special and important to a person. Over winter break many of the 3rd graders in Mrs. Johnson's class had an opportunity to participate in one of the traditions they have. Students were able to visit family and friends, decorate, bake, and enjoy the weather. When you take some time to talk about and reflect on your traditions, you'll find some of the smallest things mean the most because of who you spend time doing those things with. These are just a small glimpse into the traditions the third graders participated in over winter break.

Cesar A. - "We play Christmas games and buy presents."

Maggie A. - "We celebrate Christmas."

Miles A. - "We go to see family."

Maya B. - "I wish for the elves to come back and we go to my grandma and grandpa's house."

Marshall B. - "Every year we do pass around with a present."

Bentley E. - "We go to my grandma's and play the dice game."

Addison G. - "We go to a water park or our cabin."

Vayda G. - "Every year we celebrate Christmas day at my grandma's house."

Finn K. - "I go to my aunt's."

Owen K. - "We decorate our tree."

Sophia K. - "I go to my dad's for Christmas."

Logan L. - "We have family come visit."

Lily M. - "We go to my mom's side of the family and sleepover. We get presents in the morning."

Colton P. - "We celebrate Jesus' birthday and go to the cabin."

Mason S. - "We celebrate Christmas with our family."

Kaitlyn S. - "I get together with my family and we open presents."

Adam S. - "I celebrate with my entire family."

Diego T. - "When it's Christmas we decorate our tree."

Lucille U. - "Every year we bake cookies."

Evi W. - "We go to Duluth every year for family Christmas."

Lydia Z. - "We make sugar cookies and reindeer oreos."

Rylee Z. - "We celebrate at family Christmases."

Kindergarten News

Miss Miller, Kindergarten, Winsted Elementary

We have been working on trying our best even when things are hard. With the New Year, we thought about things we would like to get better at this year. When I asked my students what they want to get better at, here's what they said:

Abelardo: To get all the toys so I can be happy and not get bored

Ada: Cartwheels

Radley: Doing the monkey bars

Paisley: Gymnastics

Sawyer: Riding my skateboard

Ellie: To be a better swimmer

Murphy: Playing with really big toys with my mom

Mila: Cartwheels

Orion: At not breaking stuff and get very good at drawing

Kirsten: I want to get better at trying to do cartwheels and splits

Brody: Doing my ninja skills

Alice: Reading books

Lennox: Trying to do homework

Layla: Handstands

Oliver: Football

Bexleigh: Do better at my work

Lucas: Reading

Micheal: Playing basketball

Ben: Racing

Avery: Building snowmen



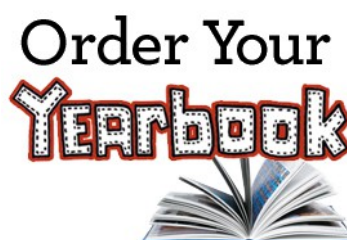
2025-26 Kindergarten Registration

This is your time to enroll your child for 2025-26 kindergarten.

You will have the opportunity to meet the kindergarten team and other school staff members, visit the classrooms, participate in child-friendly activities and finalize registration paperwork.

Plan to set aside approximately an hour for you and your future kindergartener.

Date/Time: TBD



Elementary Yearbook

Order Online

bytheyearbook.com

Humphrey School Code

723447

Winsted School Code

723460

You can also send \$16.00 (cash or check) in the yearbook envelope that was sent home with your child in December.



Volunteer

HLWW School District requires background checks for all school volunteers. Completing the [forms](#) indicates your interest to volunteer in our schools and grants permission for the required background check to be run. Complete one form per child (only one background check will be run). Allow five to ten business days for processing.

Important Dates

January 9 - Humphrey Elementary PTA Meeting - 6:30 PM

January 17 - HLWW No School

January 20 - HLWW No School

February 7 - HLWW 2 Hour Late Start

February 17 - HLWW No School



HLWW Activities Schedule

January Lunch Menu



HLWW Elementary Schools

Jennifer Olson - Elementary Principal

Humphrey Elementary 320-543-4680

Winsted Elementary 320-543-4690

www.hlww.k12.mn.us