

# Career and Technical Education

## *Labor Market Outcomes*

### **Luke Greiner**


*Regional Labor Market Analyst*

[Luke.greiner@state.mn.us](mailto:Luke.greiner@state.mn.us)

Department of Employment and Economic Development

Labor Market Information Office

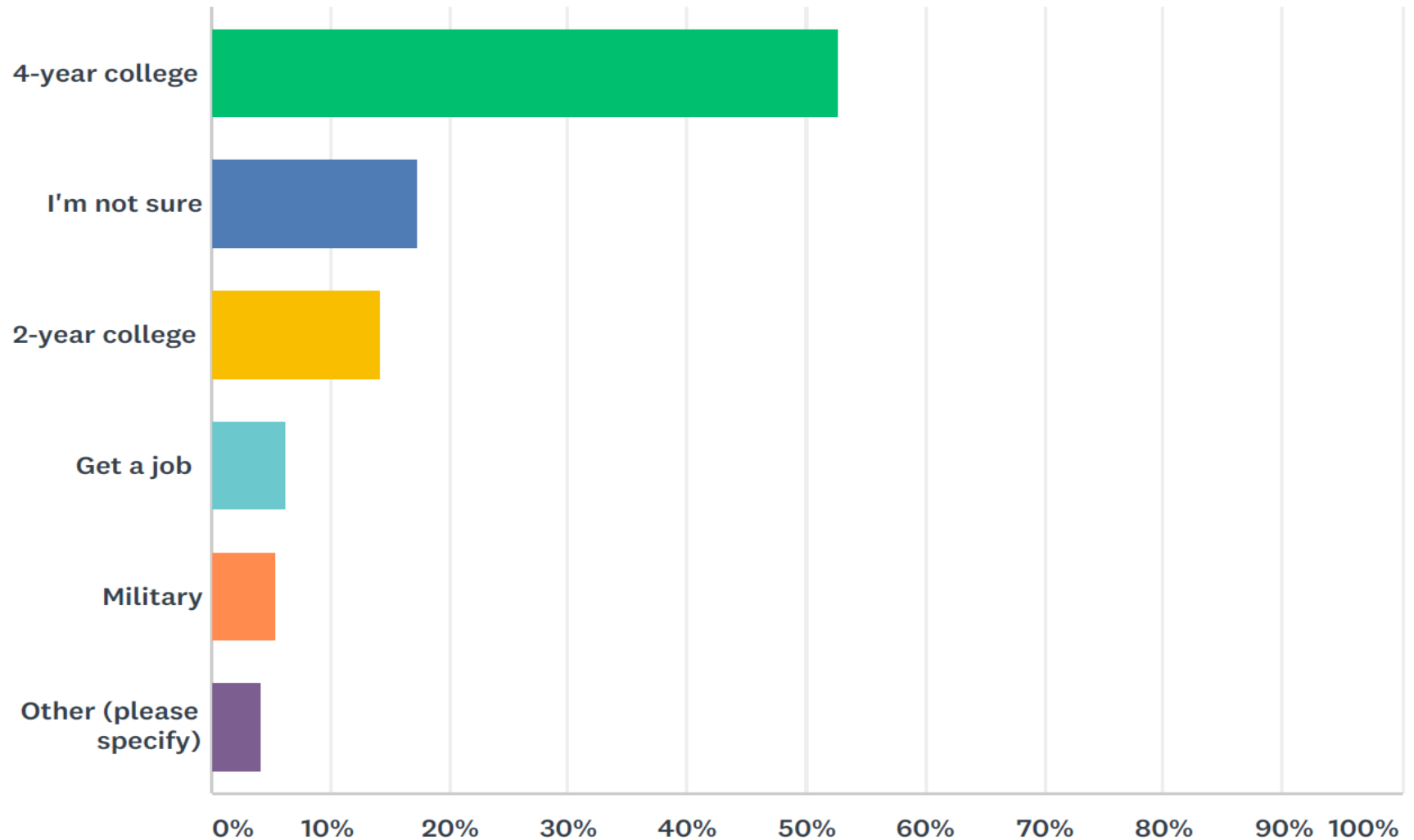
<http://mn.gov/deed/data/>



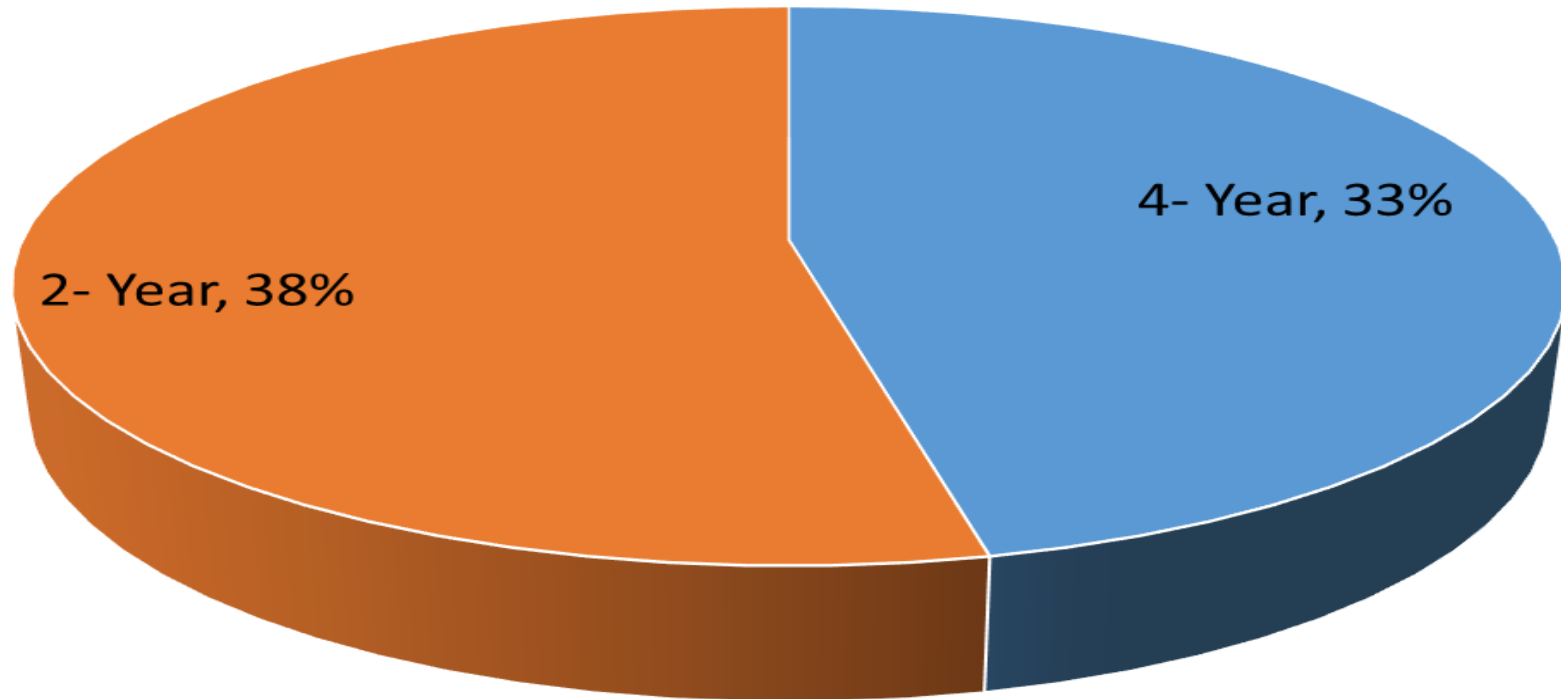
# 2019 EPIC Event - Student Survey

## Q1 What are your plans after high school?

Answered: 501 Skipped: 1



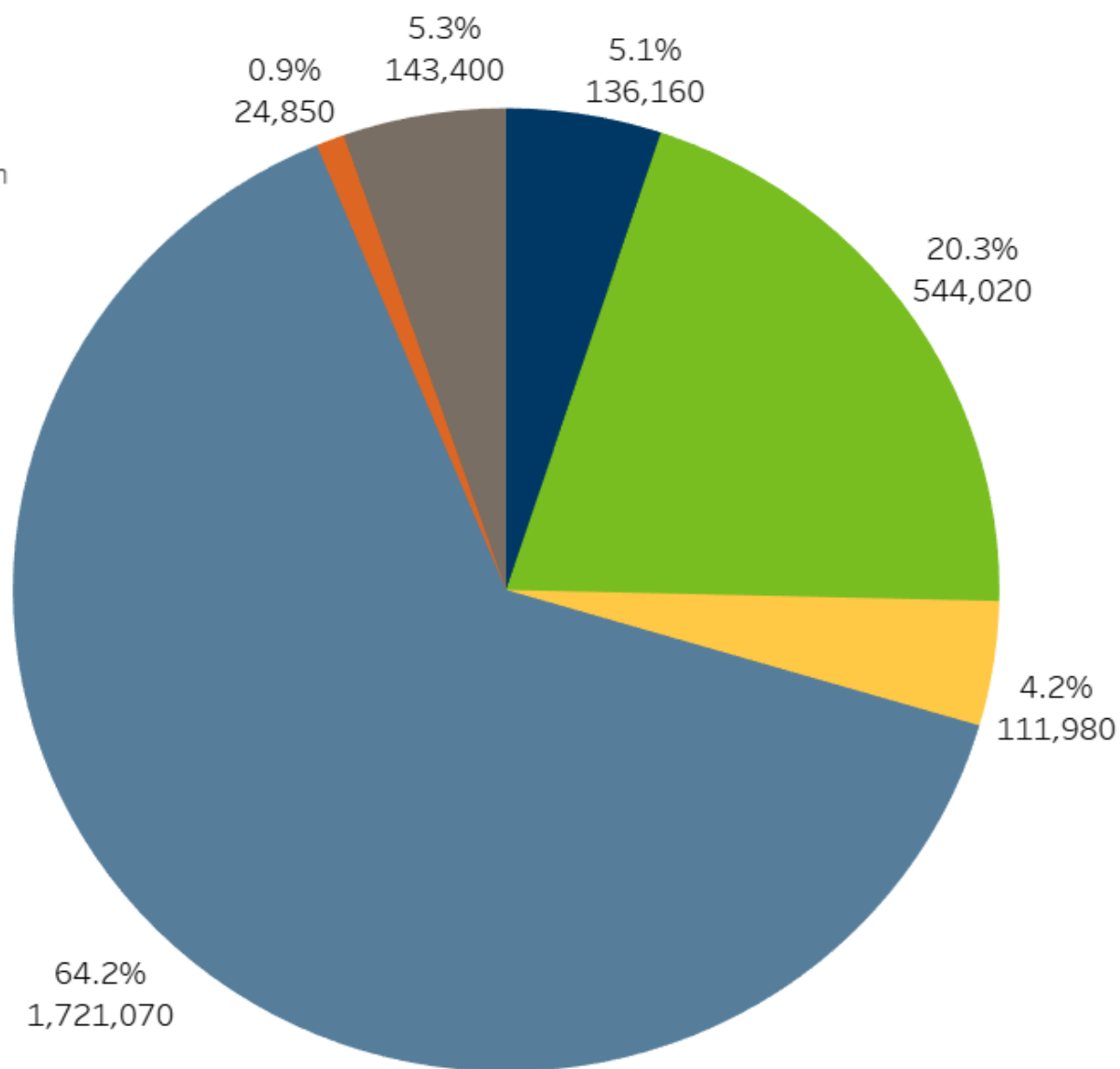
Share of Students who Enroll in College in the Fall After Graduating in Minnesota, Class of 2019



- Looking back at the class of 2012 shows that 27.3% of graduates who enrolled in college did not complete any degree in 6- years

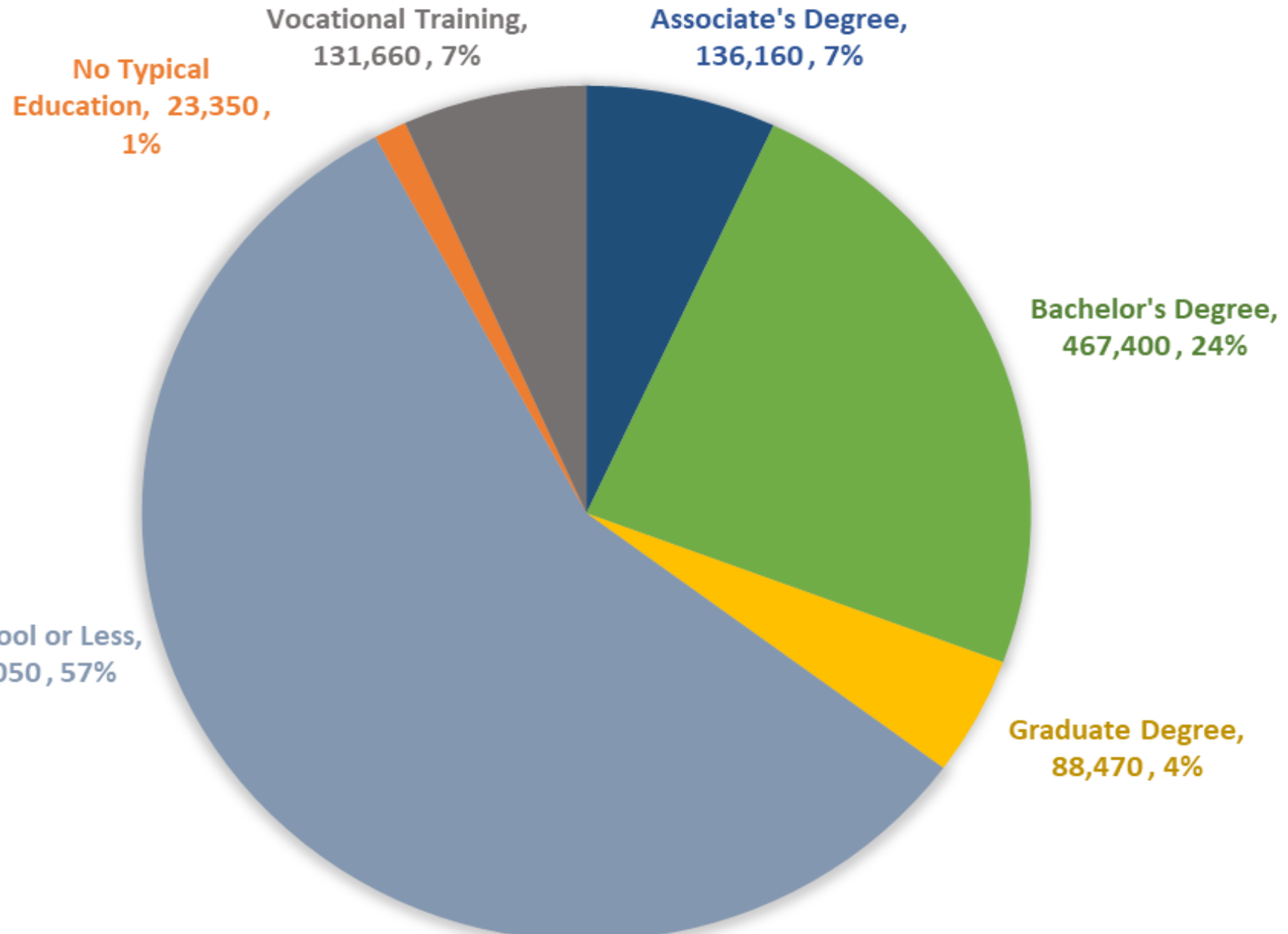
# Required Education for Current Employment in Minnesota

- Associate's Degree
- Bachelor's Degree
- Graduate Degree
- High School or Less
- No Typical Education
- Vocational Training



• 36% of Jobs Require Higher Education

# Minnesota Employment by Required Education with Median Wage Above \$15.09



Source: DEED, Educational Requirements and Occupational Employment Statistics, 2020

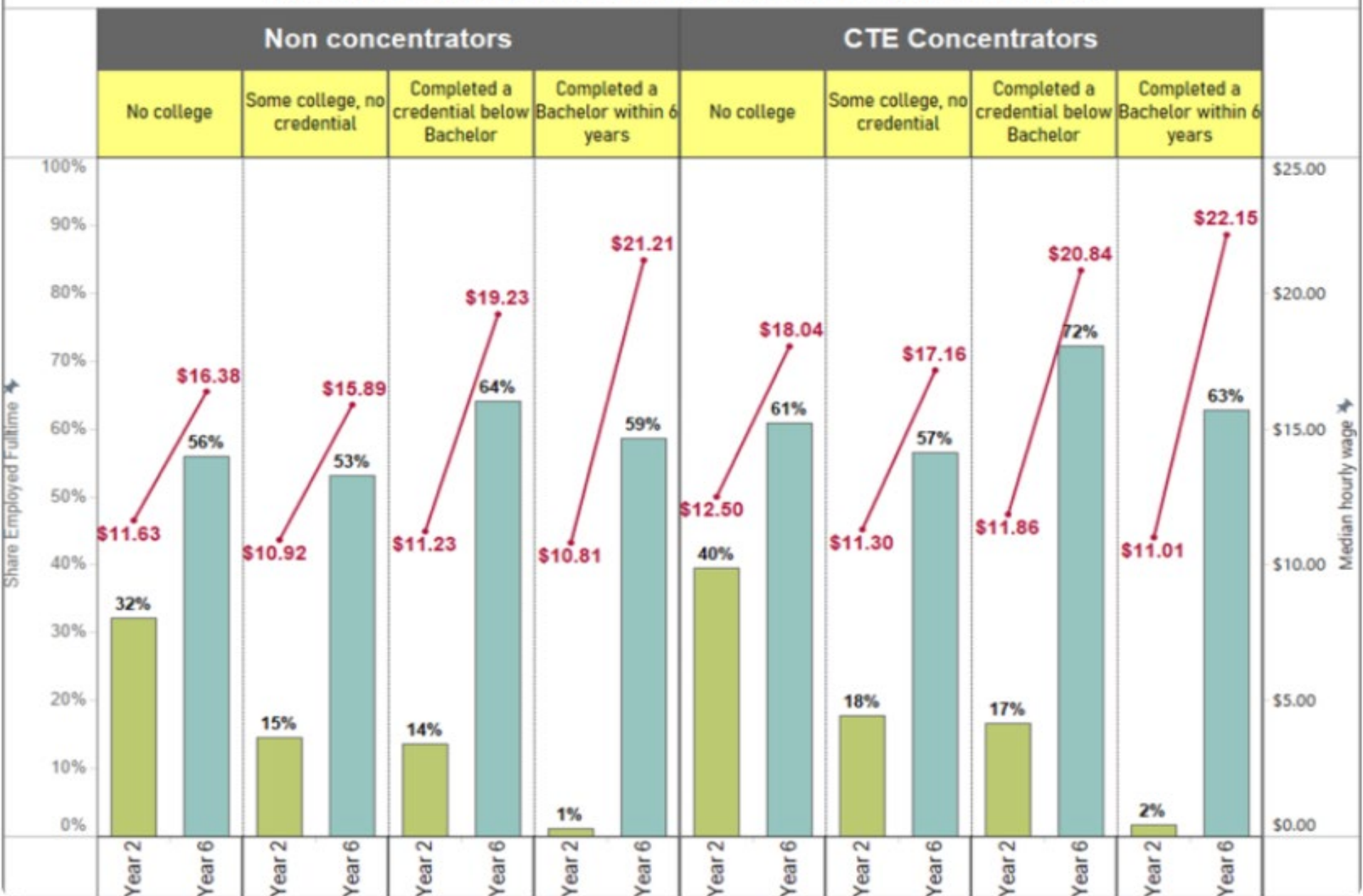
# What do we get from our CTE dollars?

New research explores employment outcomes of CTE

- First of research series focused on male students
- High School graduates from 2009-2015
- Concentrators are students who took 150 hours or more of instruction in a single CTE career field

# Fulltime Employment and Earnings 2 and 6 Years After High School by Concentration Status Controlling for Post-secondary Education Level

Males not receiving special ed services, high school cohorts 2009-2014



## Top 7 industries of employment and wages in the 6th year after high school, male concentrators versus non-concentrators

High school cohorts 2009-2014

### CTE concentrators (N=41,840\*) Median wage: \$18.81

Construction	14%	\$ 22.90
Manufacturing	14%	\$ 19.99
Retail, except technical products/services	8%	\$ 13.99
Accommodation and food services	8%	\$ 14.04
Wholesale	7%	\$ 20.32
Professional and technical services	6%	\$ 24.61
Car dealers and other technical retailers	5%	\$ 17.01

### Non-concentrators (N=45,523) Median wage: \$17.69

Manufacturing	12%	\$ 19.92
Retail, except technical products/services	10%	\$ 13.56
Accommodation and food services	10%	\$ 13.89
Professional and technical services	8%	\$ 24.73
Construction	8%	\$ 21.59
Wholesale	5%	\$ 19.66
Temp Help	5%	\$ 15.69

\* N sizes represent students who had an employment record in MN during the sixth year after high school graduation.

If you believe non-college options are just for students who aren't "college ready", think again.

- Higher Education is extremely important for some jobs (think nurse, doctor, accountant)
- For other jobs higher education is much less of a requirement (think sales representative, truck driver, welder, or insurance adjuster)
- ***Decisions about higher education should be focused on the end goal (career).***

# Make No Mistake, College is Typically an Excellent Investment

- But, it is still an INVESTMENT
  - Be at least as thoughtful about investments in education as other investments (like a home purchase)
  - Attaining a degree does not guarantee financial success.

*Not all great jobs require college*

*Not all college graduates get great jobs*

# WHAT IF MY STUDENT DOESN'T WANT TO GO TO COLLEGE?

- Regardless whether or not they go to college, exploring careers and the world of work is vital to their future success.
- Many excellent opportunities exist for high school graduates, but the most desired careers require **skills**.
  - **Skill** is NOT synonymous with *Education*

DATA IS  
GOOD





**Let me know how  
I can help!**

**Luke Greiner**

Regional Labor Market Analyst  
Central and Southwest Minnesota

Labor Market Information Office

Phone: (320) 308-5378

[Luke.greiner@state.mn.us](mailto:Luke.greiner@state.mn.us)