


**Board Investment Report FY 2026
Cash Equivalents and Investments
Third Quarter Fiscal Year 2026 Activity
For March 1, 2026 through May 31, 2026**

	<u>Fair Value</u>	<u>Book Value</u>
Beginning Value - March 1, 2026	\$ 47,300,162	\$ 47,300,162
Additions/Subtractions (Net)	(6,311,543)	(6,311,543)
Change in Fair Value	-	-
Ending Value - May 31, 2026	<u>\$ 40,988,618</u>	<u>\$ 40,988,618</u>


Earnings for the Third Quarter	402,502
Weighted Average Maturity at Ending Period Date (Days)	1
Weighted Average Earnings Rate for the Third Quarter	3.73%
Benchmark - Quarterly Average of the 4 Week Treasury Yield	3.62%

The above reported investments have been recorded in compliance with generally accepted accounting principles. In the opinion of the investment officers of the College, both this report and the investment portfolio of the College are in compliance with the requirements of the Public Funds Investment Act of the State of Texas and the Investment Policy of the Board of Regents of Galveston Community College District.


For information regarding Galveston College's investment portfolio, please contact Jeff Engbrock at (409) 944-1215.



W. Myles Shelton, Ed.D.
Investment Officer



Dr. Van Patterson
Investment Officer



Jeff Engbrock
Investment Officer

Board Investment Report FY 2026
 Cash Equivalents and Investments
 Third Quarter Fiscal Year 2026 Activity
 For March 1, 2026 through May 31, 2026

Description of Security	Account No. / CUSIP No.	Average Interest Rate	Maturity Date	Beginning Book Value	Ending Book Value	Beginning Fair Value	Additions	Withdrawals	Ending Fair Value	% of Total Portfolio	Weighted Avg. Earnings Rate	Accrued Interest	Days to Maturity	Weighted Avg. Maturity-Days
OPERATING														
Lone Star Investment Pool - Corp	84502	3.773%	Demand	151,848	153,295	151,848	1,448	-	153,295	0.37%	0.01%	-	1	0.00
Lone Star Investment Pool - Gov	84502	3.927%	Demand	20,813,594	15,113,476	20,813,594	1,399,882	(7,100,000)	15,113,476	36.87%	1.45%	-	1	0.37
Logic	151720001	3.775%	Demand	7,577,388	7,649,647	7,577,388	72,260	-	7,649,647	18.66%	0.70%	-	1	0.19
Texpool	000020101	3.645%	Demand	6,740,183	6,802,411	6,740,183	62,228	-	6,802,411	16.60%	0.60%	-	1	0.17
Texas Term Pool	1218-00	3.649%	Demand	6,040,050	6,095,781	6,040,050	55,730	-	6,095,781	14.87%	0.54%	-	1	0.15
MNB Repurchase Account	3128X1P24	0.100%	Open	1,329,582	483,801	1,329,582	-	(845,781)	483,801	1.18%	0.00%	-	1	0.01
Vanguard Mutual Fund	09914660032	3.608%	Demand	810,532	817,945	810,532	7,413	-	817,945	2.00%	0.07%	-	1	0.02
TOTAL OPERATING				43,463,178	37,116,356	43,463,178	1,598,960	(7,945,781)	37,116,356	90.55%	3.39%	-	1	0.91
RESTRICTED														
Lone Star Invest. - 2022 Bond Proceec	84502	3.632%	Demand	1,641,711	1,656,805	1,641,711	15,094	-	1,656,805	4.04%	0.15%	-	1	0.04
Lone Star Invest. - 2022 Bond Reserve	84502	3.632%	Demand	2,195,273	2,215,457	2,195,273	20,184	-	2,215,457	5.41%	0.20%	-	1	0.05
TOTAL RESTRICTED				3,836,984	3,872,262	3,836,984	35,278	-	3,872,262	9.45%	0.34%	-	1	0.09
GRAND TOTAL				47,300,162	40,988,618	47,300,162	1,634,238	(7,945,781)	40,988,618	100%	3.73%	-	1	1.00

The above reported investments have been recorded in compliance with generally accepted accounting principles. In the opinion of the investment officers of the College, both this report and the investment portfolio of the College are in compliance with the requirements of the Public Funds Investment Act of the State of Texas and the Investment Policy of the Board of Regents of Galveston Community College District.

For information regarding Galveston College's investment portfolio, please contact Jeff Engbrock at (409) 944-1215.


 W. Myles Shelton, Ed D.
 Investment Officer


 Van Patterson, Ed D.
 Investment Officer


 Jeff Engbrock
 Investment Officer

**Board Investment Report FY 2026
Interest Earned - Third Quarter
For March 1, 2026 through May 31, 2026**

<u>Investments</u>	<u>May</u>	<u>3rd Quarter</u>	<u>Fiscal YTD</u>
Operating			
MNB Money Market Account	109	329	1,229
Lonestar Corp	488	1,448	4,467
Lonestar Gov	49,006	167,814	393,825
LOGIC	24,271	72,260	222,648
Texpool	20,873	62,228	192,279
Texas Term	18,648	55,730	172,121
Vanguard	2,497	7,413	22,777
Total Investment Operating Interest	115,892	367,221	1,009,346
Restricted			
Lonestar - 2022 Bond Proceeds	6,772	15,094	46,687
Lonestar - 2022 Bond Reserve	5,064	20,184	62,429
Total Investment Restricted Interest	11,836	35,278	109,115
Demand Deposit			
Moody National Bank	1	3	8
Total Demand Deposit Interest	1	3	8
GRAND TOTAL INTEREST EARNED	127,728	402,502	1,118,469