



Brownsville Independent School District

Agenda Category: Conference Presentation Board of Education Meeting: 05/05/2026

Item Title: Quarterly Investment Report Action Information Discussion

BACKGROUND:

Brownsville Independent School District Quarterly Investment Report for the period ended March 31, 2026 with total cash in checking accounts of \$4,768,584.24 and total investments of \$267,766,108.38 for a total cash and investments of \$272,534,692.62. Quarterly interest earned of \$1,766,612.15 and year to date earnings of \$8,300,854.46.

Lyzeth Alaffa, CPA 
Submitted by: Principal/Program Director

Approved for Submission to Board of Education:

Recommended by: Asst. Supt./Exec. Dir

Rosario Peña 
Approved by: Chief Officer


Dr. Alda T. Benavides 
Dr. Alda T. Benavides, Interim Superintendent

When Necessary, Additional Background May Follow This.

Brownsville Independent School District

Quarterly Investment Report

Fiscal Year 2026
Quarter Ending March 31, 2026



May 5, 2026

Prepared by
Chief Financial Officer



Brownsville Independent School District

1900 Price Road – Suite 305 Brownsville, Texas 78521-2417 (956) 698-0003 Fax: (956) 982-0669

To: Dr. Alda T. Benavides
Interim Superintendent of Schools

From: Rosario Pena
Chief Financial Officer

A handwritten signature in blue ink, appearing to read "R. Pena", is written over the printed name of Rosario Pena.

Date: May 5, 2026

Re: Quarterly Investment Report

The following is the Quarterly Investment Report indicating the position of Brownsville Independent School District for the period ended March 31, 2026. All of the District's funds have been invested in legally authorized and secured funds in accordance with CDA Legal and Local policies.

The objective of the District's investment portfolio has been safety, investment liquidity, and maturity sufficient to meet anticipated cash flow requirements. The District's investment portfolio includes the dollar weighted average maturity for Certificates of Deposit is 558 days and weighted average yield is 3.67% and for PNC Institutional Asset management is 517 days and the weighted average yield is 3.49%.

The average quarterly yields for the following invested funds are:

◆ Lone Star Corporate Plus Overnight Fund	3.85%
◆ MBIA Texas Class Investment Pool	3.81%
◆ TEXPOOL Investment Service	3.69%
◆ TEXAS TERM Daily	3.69%
◆ TEXAS TERM Fixed	3.82%

In comparison, the Treasury Bill Ask Yield Rate on March 31, 2026 for 3 months was 3.61% and for 6 months was 3.60%, the Secured Overnight Financing Rate (SOFR) for 3 months was 3.68% and for 6 months was 3.86%.

Federal interest rates at this quarter are lower than last year. The Federal Reserve rates have remained relatively steady from January to March but lower interest rates may occur later in the year. Rates may decrease further in the upcoming meetings while the Federal Reserve continues monitoring the economic impacts such as tariffs, inflation, and other geopolitical events. We are monitoring the market and managing the District's funds in an active approach to maximize interest income. In a constant effort to minimize risk, the District continues to diversify its investment portfolio to a ratio of rate of return per instrument, to balance held per instrument. This diversification is monitored daily and the recommended increases/decreases to the instruments are made.

***BISD does not discriminate on basis of race, color, national origin, sex, religion, age or disability in employment or provision of services, programs or activities.
BISD no discrimina a base de raza, color, origen nacional, sexo, religión, edad, discapacidad o información genética en el empleo o en la provisión de servicios, programas o actividades.***

TABLE OF CONTENTS

Investment Activity Report.....	1-2
Interest Rate Report	3
Texas Term Fixed	4
Certificates of Deposit	5-7
PNC Institutional Asset Management.....	8
Aging of Cash and Investments.....	9
Current Year Interest Rate Comparison.....	10
Two-Year Interest Rate Comparison	11

INVESTMENT ACTIVITY REPORT FOR THE QUARTER ENDING March 31, 2026

LONE STAR CORPORATE OVERNIGHT PLUS FUND

Fund Name	Beginning Book Value	Additions /Withdrawals	Ending Book Value	Beginning Mrkt Value	Additions /Withdrawals	Ending Mrkt Value	Ending Book Value to Ending Mrkt Value	Interest Earned
General Fund	\$ 34,394,502.41	\$ 4,622,112.31	\$ 39,016,614.72	\$ 34,401,235.01	\$ 4,603,533.53	\$ 39,004,768.54	\$ (11,846.18)	\$ 397,717.51
Debt Service	7,113.33	(5,579.83)	1,533.50	7,114.72	(5,581.69)	1,533.03	(0.47)	2,084.19
Special Revenue	-	-	-	-	-	-	-	-
Gross Payroll	9,911,398.45	(3,057,196.27)	6,854,202.18	9,913,338.57	(3,061,217.45)	6,852,121.12	(2,081.06)	-
Worker's Comp	-	-	-	-	-	-	-	-
Self Ins UHC	2,152.36	-	420.55	2,152.78	(1,732.36)	420.42	(0.13)	445.84
Total	\$ 44,315,166.55	\$ 1,559,336.21	\$ 45,872,770.95	\$ 44,323,841.08	\$ 1,535,002.03	\$ 45,858,843.11	\$ (13,927.84)	\$ 400,247.54

MBIA TEXAS CLASS INVESTMENT POOL

General Fund	\$ 53,784,995.41	(16,039,305.98)	\$ 37,745,689.43	\$ 53,784,995.41	(16,039,305.98)	\$ 37,745,689.43	\$ -	\$ 483,830.40
Debt Service	-	-	-	-	-	-	-	-
Gross Payroll	-	-	-	-	-	-	-	-
Worker's Comp	-	-	-	-	-	-	-	-
Self Insurance	-	-	-	-	-	-	-	-
Total	\$ 53,784,995.41	\$ (16,039,305.98)	\$ 37,745,689.43	\$ 53,784,995.41	\$ (16,039,305.98)	\$ 37,745,689.43	\$ -	\$ 483,830.40

TEXPOOL INVESTMENT SERVICE

General Fund	\$ 694,238.95	\$ 6,332.07	\$ 700,571.02	\$ 694,238.95	\$ 6,332.07	\$ 700,571.02	\$ -	\$ 6,332.07
Total	\$ 694,238.95	\$ 6,332.07	\$ 700,571.02	\$ 694,238.95	\$ 6,332.07	\$ 700,571.02	\$ -	\$ 6,332.07

TEXAS TERM DAILY

General Fund	\$ 69,541.95	\$ (55,712.71)	\$ 13,829.24	\$ 69,541.95	\$ (55,712.71)	\$ 13,829.24	\$ -	\$ 14,044.82
Debt Service	5,440.97	(2,043.51)	3,397.46	5,440.97	(2,043.51)	3,397.46	-	3,007.02
Worker's Comp	0.94	-	0.94	0.94	-	0.94	-	-
Total	\$ 74,983.86	\$ (57,756.22)	\$ 17,227.64	\$ 74,983.86	\$ (57,756.22)	\$ 17,227.64	\$ -	\$ 17,051.84

TEXAS TERM FIXED (A)

General Fund	\$ 130,000,000.00	\$ 15,672,000.00	\$ 145,672,000.00	\$ 130,000,000.00	\$ 15,672,000.00	\$ 145,672,000.00	\$ -	\$ 602,242.47
Debt Service	9,603,000.00	(836,000.00)	8,767,000.00	9,603,000.00	(836,000.00)	8,767,000.00	-	61,949.47
Total	\$ 139,603,000.00	\$ 14,836,000.00	\$ 154,439,000.00	\$ 139,603,000.00	\$ 14,836,000.00	\$ 154,439,000.00	\$ -	\$ 664,191.94

INVESTMENT ACTIVITY REPORT FOR THE QUARTER ENDING March 31, 2026

CERTIFICATES OF DEPOSIT (B)

Fund Name	Beginning Book Value	Additions /Withdrawals	Ending Book Value	Beginning Mrkt Value	Additions /Withdrawals	Ending Mrkt Value	Ending Book Value to Ending Mrkt Value	Interest Earned
Total	\$ 10,883,000.00	\$ -	\$ 10,883,000.00	\$ 10,883,000.00	\$ -	\$ 10,883,000.00	\$ -	\$ -

PNC INSTITUTIONAL ASSET MANAGEMENT (C)

Total	\$ 17,931,243.06	\$ 176,606.28	\$ 18,107,849.34	\$ 18,044,408.44	\$ 116,676.48	\$ 18,161,084.92	\$ 53,235.58	\$ 182,048.74
Total Investments	\$ 267,286,627.83	\$ 481,212.36	\$ 267,766,108.38	\$ 267,408,467.74	\$ 396,948.38	\$ 267,805,416.12	\$ 39,307.74	\$ 1,753,702.53

LONE STAR NATIONAL BANK ACCOUNTS

Checking	5,860,918.66	(1,092,334.42)	4,768,584.24	5,860,918.66	(1,092,334.42)	4,768,584.24	-	12,909.62
Total	\$ 5,860,918.66	\$ (1,092,334.42)	\$ 4,768,584.24	\$ 5,860,918.66	\$ (1,092,334.42)	\$ 4,768,584.24	\$ -	\$ 12,909.62
Total Cash & Investments	\$ 273,147,546.49	\$ (611,122.06)	\$ 272,534,692.62	\$ 273,269,386.40	\$ (695,386.04)	\$ 272,574,000.36	\$ 39,307.74	\$ 1,766,612.15


The investment portfolio of the District is in compliance as it relates to the District's investment strategy expressed in the District's investment policy and relevant provisions of the law.

Brownsville Independent School District authorized investment officers:


Rosario Pena
Chief Financial Officer


Elizabeth F. Alafia
Director of Finance
& Business Manager


Conrado Vega
Finance Coordinator


Teresa E. Ramirez
Finance Coordinator


Catherine Garcia
Accountant

**BROWNSVILLE INDEPENDENT SCHOOL DISTRICT
INTEREST RATE REPORT
FOR THE QUARTER ENDING March 31, 2026**

<u>Month Ending</u>	<u>LONE STAR INVESTMENT POOL Corp Plus Overnight</u>	<u>Texas CLASS Fund INVESTMENT Pool</u>	<u>TEXPOOL INVESTMENT Pool</u>	<u>TEXAS TERM INVESTMENT POOL Daily</u>	<u>TEXAS TERM INVESTMENT POOL Term</u>	<u>CERTIFICATES OF DEPOSIT Several Banks</u>	<u>PNC INVESTMENT Pool</u>
January	3.91%	3.85%	3.71%	3.70%	3.90%	3.67%	3.58%
February	3.83%	3.80%	3.68%	3.70%	3.78%	3.67%	3.52%
March	3.80%	3.78%	3.67%	3.67%	3.78%	3.67%	3.56%
Average	3.85%	3.81%	3.69%	3.69%	3.82%	3.67%	3.55%

BROWNSVILLE INDEPENDENT SCHOOL DISTRICT
TEXAS TERM FIXED (A)
FOR THE PERIOD ENDING March 31, 2026

Purchase Date	Fund	Purchased Amount	Rate	Days Held	Maturity Date
02/06/26	General	\$ 35,420,000.00	3.69%	60	04/07/26
11/13/25	General	35,000,000.00	3.89%	151	04/13/26
11/03/25	General	35,000,000.00	3.89%	282	08/12/26
03/06/26	General	15,000,000.00	3.81%	182	09/04/26
02/10/26	General	25,252,000.00	3.60%	359	02/04/27
02/26/26	Debt Service	5,000,000.00	3.73%	165	08/10/26
11/03/25	Debt Service	1,925,000.00	3.89%	282	08/12/26
03/06/26	Debt Service	1,842,000.00	3.81%	182	09/04/26
		<u>\$ 154,439,000.00</u>			

**BROWNSVILLE INDEPENDENT SCHOOL DISTRICT
CERTIFICATES OF DEPOSIT (B)
FOR THE PERIOD ENDING March 31, 2026**

Purchase Date	Fund	Bank	Purchased Amount	Rate	Days Held	Maturity Date
11/07/25	General	Bank Of China, NY	240,000.00	4.130%	364	11/06/26
11/07/25	General	Western Alliance Bank, AZ	240,000.00	3.750%	364	11/06/26
11/07/25	General	Bank Of Houston, TX	241,000.00	3.650%	364	11/06/26
11/07/25	General	First Community Bank Of The Heartland, Inc.	241,000.00	3.500%	364	11/06/26
11/07/25	General	Security Bank Of Crawford, TX	240,000.00	3.800%	367	11/09/26
11/07/25	General	Firstbank Southwest, TX	241,000.00	3.400%	367	11/09/26
11/07/25	General	Plains Commerce Bank, SD	241,000.00	3.600%	367	11/09/26
11/07/25	General	Asian Pacific National Bank, CA	241,000.00	3.600%	367	11/09/26
11/07/25	General	Priority Bank, AR	113,000.00	3.250%	367	11/09/26
11/07/25	General	Eastbank, Na, NY	240,000.00	3.750%	367	11/09/26
11/07/25	General	First National Bank, ME	241,000.00	3.600%	367	11/09/26
11/07/25	General	Mainstreet Bank, VA	241,000.00	3.650%	367	11/09/26
11/07/25	General	Luminate Bank, MN	241,000.00	3.500%	367	11/09/26
11/07/25	General	Henderson State Bank, NE	240,000.00	3.750%	367	11/09/26
11/07/25	General	Town & Country Bank, NV	240,000.00	3.840%	367	11/09/26
11/07/25	General	First State Bank Of Dequeen, AR	240,000.00	4.050%	367	11/09/26
11/07/25	General	Nexbank, Ssb, TX	241,000.00	3.600%	367	11/09/26
11/17/25	General	Milledgeville State Bank, IL	240,000.00	3.850%	365	11/17/26
11/17/25	General	American Commercial Bank & Trust, IL	240,000.00	3.850%	365	11/17/26

**BROWNSVILLE INDEPENDENT SCHOOL DISTRICT
CERTIFICATES OF DEPOSIT (B)
FOR THE PERIOD ENDING March 31, 2026**

Purchase Date	Fund	Bank	Purchased Amount	Rate	Days Held	Maturity Date
11/17/25	General	New Republic Bank, NC	240,000.00	3.850%	365	11/17/26
11/17/25	General	Millennial Bank, AL	240,000.00	3.800%	365	11/17/26
11/07/25	General	American Plus Bank, CA	237,000.00	3.500%	545	05/06/27
11/07/25	General	Maplemark Bank, TX	238,000.00	3.250%	545	05/06/27
11/05/25	General	Gbc International Bank, CA	232,000.00	3.740%	730	11/05/27
11/05/25	General	Merrick Bank, UT	233,000.00	3.590%	730	11/05/27
11/05/25	General	Loyal Trust Bank, GA	141,000.00	3.250%	730	11/05/27
11/05/25	General	Farmers Bank & Trust, N.A., KS	232,000.00	3.650%	730	11/05/27
11/05/25	General	First Guaranty Bank, LA	232,000.00	3.850%	730	11/05/27
11/05/25	General	Luana Savings BANK, IA	232,000.00	3.650%	730	11/05/27
11/05/25	General	American National Bank & Trust, TX	233,000.00	3.500%	730	11/05/27
11/05/25	General	West Pointe Bank, WI	232,000.00	3.650%	730	11/05/27
11/05/25	General	Truxton Trust Company (Formerly Nashville	233,000.00	3.500%	730	11/05/27
11/07/25	General	Oklahoma Capital Bank, OK	233,000.00	3.490%	731	11/08/27
11/07/25	General	First Pryority Bank, OK	232,000.00	3.840%	731	11/08/27
11/07/25	General	Gbank, NV	231,000.00	3.950%	731	11/08/27
11/07/25	General	Solera National Bank, CO	234,000.00	3.350%	731	11/08/27
11/07/25	General	Cornerstone Bank, Nebraska, NE	232,000.00	3.850%	731	11/08/27
11/07/25	General	First Capital Bank, SC	232,000.00	3.650%	731	11/08/27

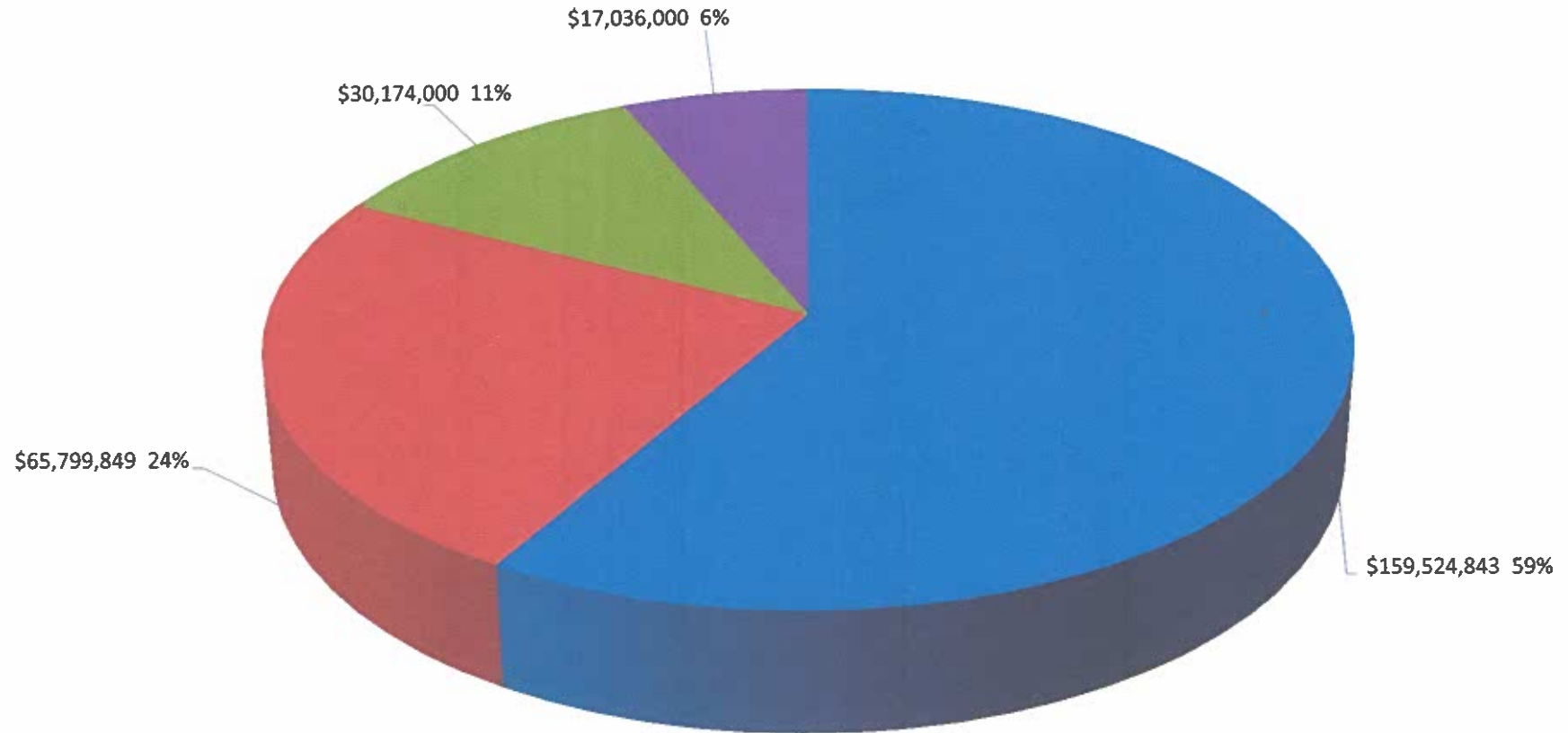
**BROWNSVILLE INDEPENDENT SCHOOL DISTRICT
 CERTIFICATES OF DEPOSIT (B)
 FOR THE PERIOD ENDING March 31, 2026**

Purchase Date	Fund	Bank	Purchased Amount	Rate	Days Held	Maturity Date
11/07/25	General	American Pride Bank, GA	232,000.00	3.700%	731	11/08/27
11/07/25	General	Financial Federal Savings Bank, TN	232,000.00	3.860%	731	11/08/27
11/07/25	General	Regent Bank, OK	233,000.00	3.440%	731	11/08/27
11/07/25	General	Flagstar Bank, Fsb, MI	232,000.00	3.770%	731	11/08/27
11/07/25	General	Dmb Community Bank, WI	232,000.00	3.700%	731	11/08/27
11/07/25	General	Cibc, MI	233,000.00	3.550%	731	11/08/27
11/07/25	General	Tab Bank, UT	232,000.00	3.750%	731	11/08/27
11/07/25	General	First Internet Bank Of Indiana, IN	234,000.00	3.400%	731	11/08/27
11/07/25	General	First Bank Of Ohio, OH	232,000.00	3.750%	731	11/08/27
			\$ 10,883,000.00			

BROWNSVILLE INDEPENDENT SCHOOL DISTRICT
PNC Institutional Asset Management (C)
FOR THE PERIOD ENDING March 31, 2026

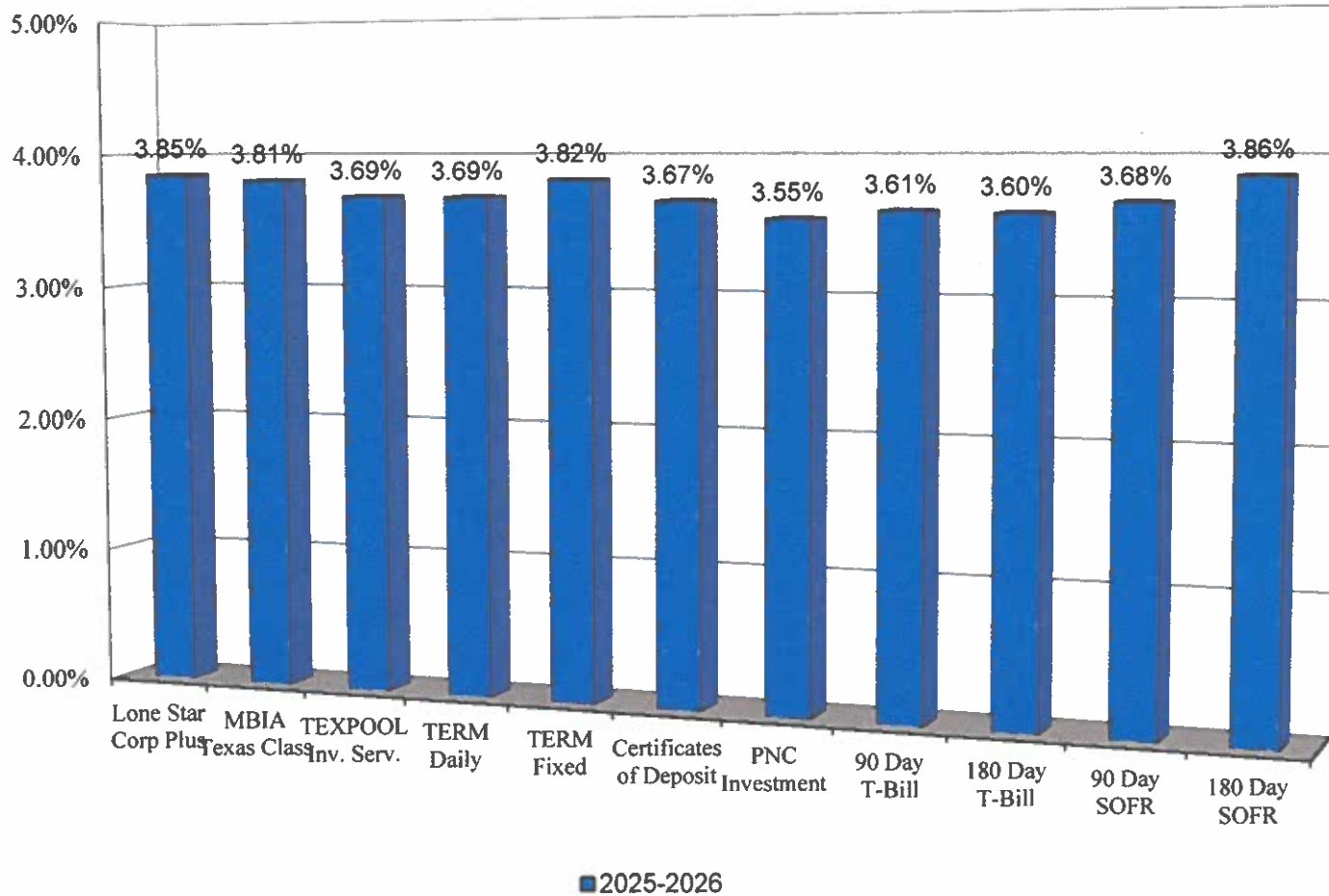
Purchase Date	Portfolio	Purchased Amount	Rate	Days Held	Maturity Date
01/01/26	Mutual Funds - Money Market	749,250.19	3.59%	180	06/30/26
01/01/26	Other Cash equivalents	6,283,599.15	3.02%	266	09/24/26
01/07/26	Treasury Bonds	11,075,000.00	3.86%	1104	01/15/29
		<u>\$ 18,107,849.34</u>			

**Brownsville Independent School District
Aging of Cash and Investments
For the Quarter Ending March 31, 2026**



- 0-90 days
- 91-180 days
- 181-360 days
- 361 and over

Brownsville Independent School District Current Year Interest Rate Comparison For Quarter Ending March 31, 2026



Brownsville Independent School District Two-Year Interest Rate Comparison For Quarter Ending March 31

