

Student Academic Achievement Presentation

October 27, 2025



Kellie Minton, Ph.D.
Assistant Superintendent



Mission

Equip all students with the skills to be productive members of society.

Values

We will always put student needs first.

We believe relationships matter.

We expect accountability.

We operate with transparency.

We prioritize student and staff safety.

Vision

We are a destination district built on relationships, collaboration, and a culture of excellence.



Arkansas' New Accountability Formula



Weights for 2023 ESSA Calculations

| Elementary and Middle Grade Spans | | High School Grade Spans | |
|--|----|--|----|
| Indicator | % | Indicator | % |
| Weighted Achievement | 35 | Weighted Achievement | 35 |
| Value-Added Growth | 50 | Value-Added Growth | 35 |
| SQSS (Student Quality & Student Success Indicator) | 15 | SQSS (Student Quality & Student Success Indicator) | 15 |
| | | 4-Year Graduation Rate | 10 |
| | | 5-Year Graduation Rate | 5 |

Elementary / Middle School

2025

Arkansas' New Accountability System

Indicator

Description (9 total measures)

Achievement

Students are achieving level 3 or 4 on state assessments.

% Proficient English Language Arts ... 100 pts.
% Proficient Math ... 100 pts.
% Proficient Science ... 100 pts.

Growth of All Students

Students are achieving their individualized growth targets.

% Met Growth Target English Language Arts & ELP ... 100 pts.
% Met Growth Target Math ... 100 pts.
% Met Growth Target Science ... 100 pts.

Growth of the Lowest 25%

Students who are farthest behind are growing.

% Met Growth Target English Language Arts ... 100 pts.
% Met Growth Target Math ... 100 pts.
% Met Growth Target Science ... 100 pts.



High School

Arkansas' New Accountability System

2025

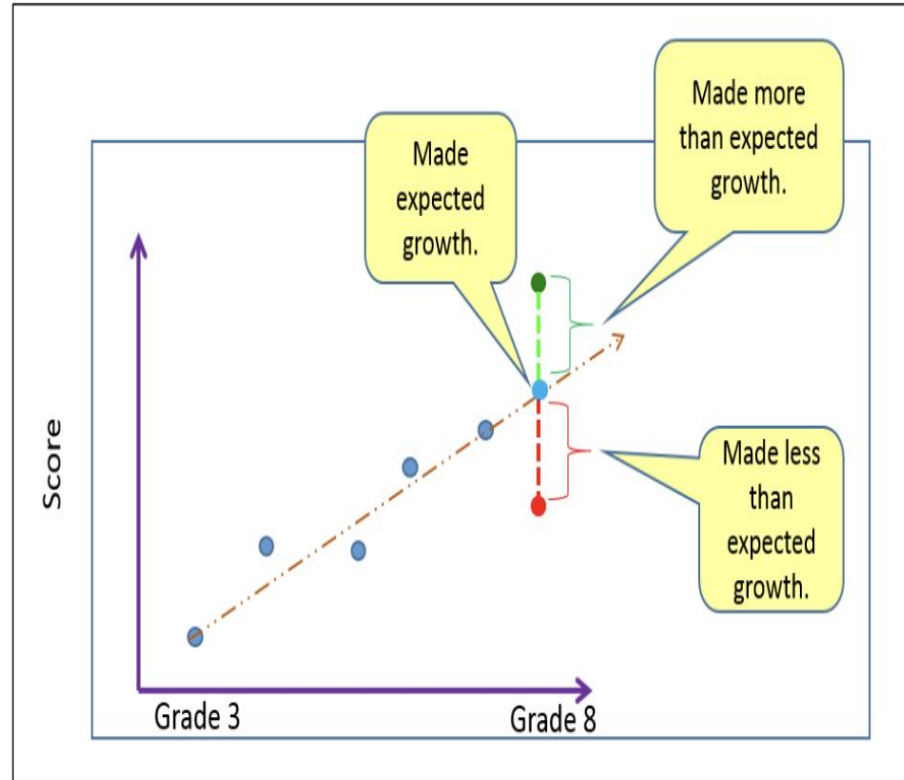
| Indicator | Description (9 total measures) |
|--|---|
| <p>Achievement</p> <p>Students are achieving level 3 or 4 on state assessments.</p> | <p>% Proficient - English Language Arts ...100 pts. % Proficient - Math ...100 pts. % Proficient - Science ...100 pts.</p> |
| <p>Growth of All Students</p> <p>Students are achieving their individualized growth targets.</p> | <p>% Met Growth Target - English Language Arts & ELP ...100 pts. % Met Growth Target - Math ...100 pts. % Met Growth Target - Science ...100 pts.</p> |
| <p>Growth of the Lowest 25%</p> <p>Students who are farthest behind are growing.</p> | <p>% Met Growth Target - ELA, Math, & Science combined ...100 pts.</p> |
| <p>Graduation Rate</p> <p>Students are graduating in 4 years.</p> | <p>% Graduating in four year cohort ...100 pts.</p> |
| <p>Merit & Distinction</p> <p>Students are demonstrating postsecondary readiness for enlistment, enrollment, or employment.</p> | <p>% Graduating with merit or distinction ...100 pts. <small>*Until 2027, % graduates completing 3+ AP, IB, CC, or H2 concentrator</small></p> |



Growth of All Students

- Value-Added Model
- Based on up to four years of prior student performance
- Percent of students who met their growth target

Value-Added Model



BIG PICTURE DATA



| Letter Grade | Elementary School |
|--------------|-------------------|
| A | 523.09 - 900.00 |
| B | 441.12 - 523.08 |
| C | 367.53 - 441.11 |
| D | 327.78 - 367.52 |
| F | 0.00 - 327.77 |

| 2025 State Accountability School Letter Grades | | | |
|--|--------------------------|--------------------------|------------------------------|
| School | 2023 School Letter Grade | 2025 School Letter Grade | Points for next letter grade |
| Ballman | C | A | 9.31 above |
| Barling | C | B | 42.59 to A |
| Beard | C | F | 42.88 to D |
| Bonneville | C | C | 24.09 to B |
| Carnall | D | D | 33.56 to C |
| Cavanaugh | C | A | 42.59 above |
| Cook | C | B | 80.06 to A |
| Euper Lane | B | D | 26.29 to C |
| Fairview | C | D | 3.27 to C |
| Howard | D | C | 4.65 to B |
| Morrison | D | F | 3.51 to D |
| Orr | D | B | 49.84 to A |
| Park | D | C | 19.07 to B |
| Spradling | D | D | 2.65 to C |
| Sunnymede | D | C | 53.41 to B |
| Sutton | D | D | 32.74 to C |
| Tilles | D | C | 42.59 to B |
| Woods | A | B | 40.71 to A |

BIG PICTURE DATA

| School | 2023 School Letter Grade | 2025 School Letter Grade | Points for next letter grade |
|-----------|--------------------------|--------------------------|------------------------------|
| Chaffin | A | B | 4.55 to A |
| Darby | D | C | 29.83 to B |
| Kimmons | D | C | 20.51 to B |
| Ramsey | C | C | 27.95 to B |
| | | | |
| Northside | D | B | 74.47 to A |
| Southside | B | C | 10.61 to B |

| Letter Grade | Middle School |
|--------------|-----------------|
| A | 519.16 - 900.00 |
| B | 445.54 - 519.15 |
| C | 380.59 - 445.53 |
| D | 345.70 - 380.58 |
| F | 0.00 - 345.69 |

| Letter Grade | High School |
|--------------|-----------------|
| A | 532.00 - 900.00 |
| B | 457.11 - 531.99 |
| C | 385.96 - 457.10 |
| D | 348.90 - 385.95 |
| F | 0.00 - 348.89 |

2025 Letter Grades

How does FSPS compare?

- State - 12% schools received an A
 - **FSPS - 8%**
- State - 13% received an F
 - **FSPS - 8%**
- **12 schools increased their letter grades**
- **7 schools stayed the same**
- **5 schools are focused on growth**
- **5 schools are within 5 points of the next letter grade**
 - **Fairview**
 - **Howard**
 - **Morrison**
 - **Spradling**
 - **Chaffin**


| 2025 State Accountability School Letter Grades/ESSA Index | | | |
|---|------|------|-------------------|
| School | 2022 | 2023 | 2025 Letter Grade |
| Ballman | C | C | A |
| Barling | C | C | B |
| Beard | B | C | F |
| Bonneville | C | C | C |
| Carnall | D | D | D |
| Cavanaugh | B | C | A |
| Cook | B | C | B |
| Euper Lane | B | B | D |
| Fairview | D | C | D |
| Howard | D | D | C |
| Morrison | D | D | F |
| Orr | D | D | B |
| Park | D | D | C |
| Spradling | D | D | D |
| Sunnymede | D | D | C |
| Sutton | F | D | D |
| Tilles | D | D | C |
| Woods | A | A | B |
| Chaffin | A | A | B |
| Darby | D | D | C |
| Kimmons | D | D | C |
| Ramsey | C | C | C |
| Northside | D | D | B |
| Southside | C | B | C |



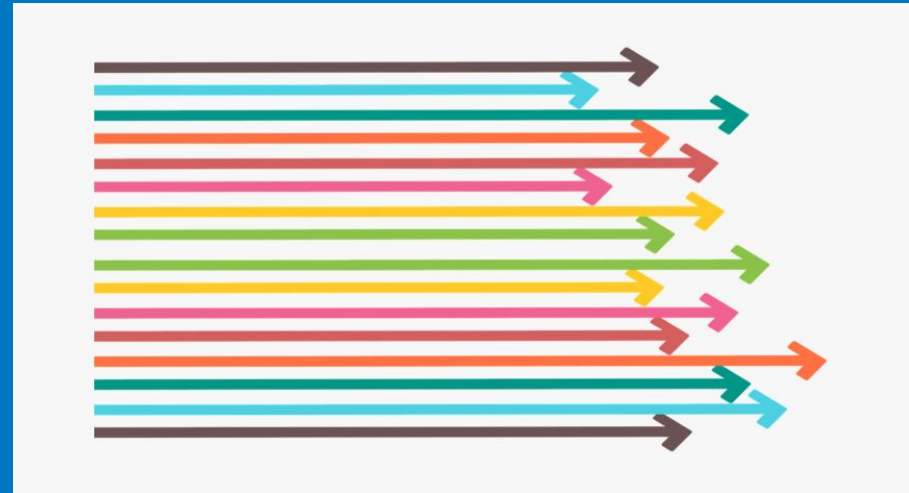
Goals

- Students will master grade-level reading targets by the beginning of third grade. For their remaining school career, they will achieve reading targets at/or above grade level.
- Students will perform at/or above grade level in math.
- Schools and administrative buildings will be safe, welcoming environments where authentic, productive relationships are valued.
- Our system guarantees relevant classes for every secondary student and maximizes student choice.

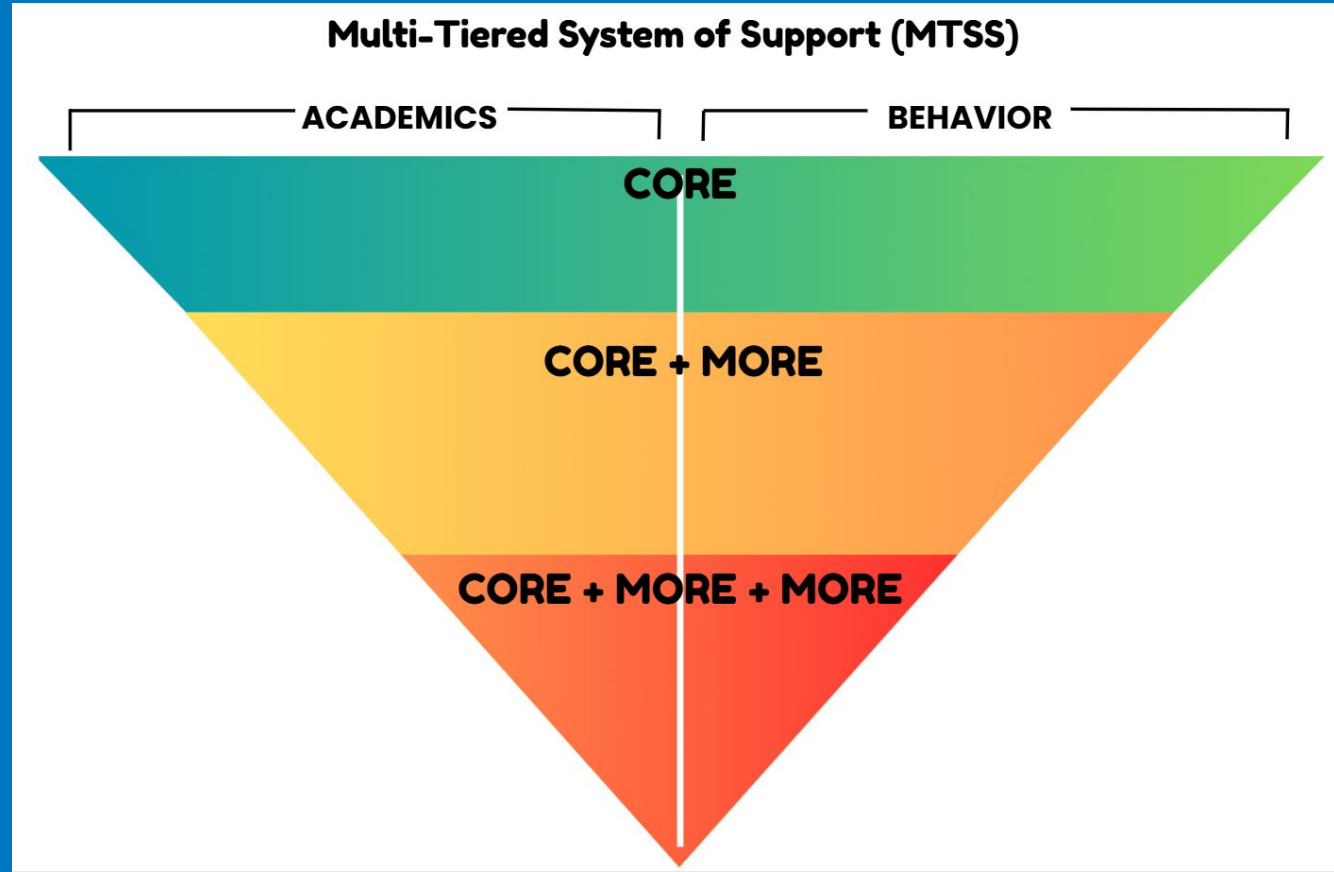
School Improvement Plans
Aligned to our
District Continuous Improvement Plan



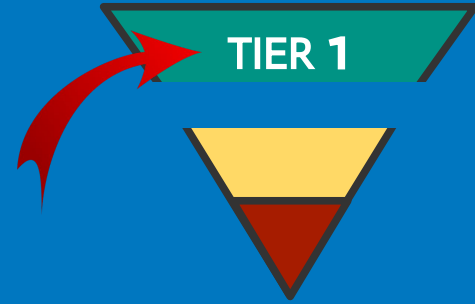
to



Meeting with school teams individually to discuss their Multi-Tiered System of Support



Focused School Support



- **Tier 1-CORE CLASSROOM INSTRUCTION:**

Right Standard, Right Time, Right Rigor

- On-going analysis of student work
- Increased support for schools with a letter grade below a “C”
 - Literacy Coach 8 days per month - state provided
 - CMSI consultant 3.5 days per school
 - Curriculum Coordinators partnering with the IS at each school
 - Learning walks to find instructional trends to support

- **Tier 2-TARGETED GROUP INTERVENTION:**

- Implemented with groups of students with common skill deficits or behavioral risk characteristics
 - Examples include:
 - Reading and/or math small group support multiple times a week
 - Daily contact with an adult mentor
 - Academic/Behavior Contracts
 - Counseling or Social Emotional Learning Groups





TIER 3



- **Tier 3-INTENSIVE INDIVIDUALIZED INTERVENTION:**

- Students who have not demonstrated progress with targeted group interventions at Tier 2 require more intensive/specialized interventions
 - Increased frequency and/or duration
 - Progress monitoring occurs more frequently
 - Functional Behavior Assessment
 - Behavior Intervention Plan
 - Instruction is provide in smaller groups
 - 1:1 adult support or paraprofessional aid during high-risk times

**“Our job is to be a little better today than yesterday
and little better tomorrow than today, and that’s
what I want to focus on.”**

**Martin Mahan
Superintendent
Fort Smith Public Schools**