

July 2025								
Fund Balance Report		Month To Date		Year To Date		Fund Balance		
Fund	Description	Expense	Income	Expense	Income	YTD Change	Start Of Year	Current
10	Education Fund	\$229,867.61	\$200,314.87	\$229,867.61	\$200,314.87	-\$29,552.74	\$4,477,781.21	\$4,448,228.47
20	Oper, Build, Maint Fund	\$294,571.29	\$6,102.27	\$294,571.29	\$6,102.27	-\$288,469.02	\$432,062.08	\$143,593.06
30	Debt Service Fund	\$0.00	\$6,882.58	\$0.00	\$6,882.58	\$6,882.58	\$393,880.20	\$400,762.78
40	Transportation Fund	\$0.00	\$320.70	\$0.00	\$320.70	\$320.70	\$97,437.41	\$97,758.11
50	J.M.R.F. / Soc. Sec. Fund	\$8,275.51	\$518.03	\$8,275.51	\$518.03	-\$7,757.48	\$157,393.69	\$149,636.21
60	Capital Projects Fund	\$0.00	\$819.92	\$0.00	\$819.92	\$819.92	\$62,357.86	\$63,177.78
70	Working Cash Fund	\$0.00	\$1,721.67	\$0.00	\$1,721.67	\$1,721.67	\$523,097.39	\$524,819.06
		\$532,714.41	\$216,680.04	\$532,714.41	\$216,680.04	-\$316,034.37	\$6,144,009.84	\$5,827,975.47
				ALL FUNDS	10,20,30,40,50,60,70	5,827,975.47	OPERATING MONTHS	10.14
				OPERATING PLUS WORKING	10,20,40,50,70	\$5,364,034.91	OPERATING MONTHS	9.33
				OPERATING ONLY	10,20,40,50	\$4,839,215.85	OPERATING MONTHS	8.42

Fund Balance Report**Month To Date**

Fund	Description	Expense	Income
10	Education Fund	\$297,138.29	\$110,961.61
20	Oper, Build, Maint Fund	\$167,274.87	\$42,829.71
30	Debt Service Fund Or Fund Group	\$0.00	\$9,414.53
40	Transportation Fund	\$3,759.07	\$259.21
50	I.M.R.F. / Soc. Sec. Fund	\$8,312.12	\$1,841.58
60	Capital Projects Fund	\$0.00	\$225.48
70	Working Cash Fund	\$0.00	\$1,391.57
		\$476,484.35	\$166,923.69

August 2025

Year To Date

Fund Balance

Expense	Income	YTD Change	Start Of Year
\$527,005.90	\$311,276.48	-\$215,729.42	\$4,477,781.21
\$461,846.16	\$48,931.98	-\$412,914.18	\$432,062.08
\$0.00	\$16,297.11	\$16,297.11	\$393,880.20
\$3,759.07	\$579.91	-\$3,179.16	\$97,437.41
\$16,587.63	\$2,359.61	-\$14,228.02	\$157,393.69
\$0.00	\$1,045.40	\$1,045.40	\$62,357.86
\$0.00	\$3,113.24	\$3,113.24	\$523,097.39
\$1,009,198.76	\$383,603.73	-\$625,595.03	\$6,144,009.84

ALL FUNDS	10,20,30,40,50,60,70	5,518,414.81	OPERATING MONTHS
OPERATING PLUS WORKI	10,20,40,50,70	\$5,044,834.24	OPERATING MONTHS
OPERATING ONLY	10,20,40,50	\$4,518,623.61	OPERATING MONTHS

Current

\$4,262,051.79
\$19,147.90
\$410,177.31
\$94,258.25
\$143,165.67
\$63,403.26
\$526,210.63
\$5,518,414.81

9.60

8.77

7.86

Fund Balance Report**Month To Date**

Fund	Description	Expense	Income
10	Education Fund	\$507,591.43	#####
20	Oper, Build, Maint Fund	\$101,782.81	\$298,948.42
30	Debt Service Fund Or Fund Group	\$0.00	\$350,324.85
40	Transportation Fund	\$6,723.62	\$160.28
50	I.M.R.F. / Soc. Sec. Fund	\$14,779.23	\$258.91
60	Capital Projects Fund	\$0.00	\$215.41
70	Working Cash Fund	\$0.00	\$860.49
		\$630,877.09	#####

September 2025

Year To Date

Fund Balance

Expense	Income	YTD Change	Start Of Year
\$1,034,597.33	\$2,614,220.76	\$1,579,623.43	\$4,477,781.21
\$563,628.97	\$347,880.40	-\$215,748.57	\$432,062.08
\$0.00	\$366,621.96	\$366,621.96	\$393,880.20
\$10,482.69	\$740.19	-\$9,742.50	\$97,437.41
\$31,366.86	\$2,618.52	-\$28,748.34	\$157,393.69
\$0.00	\$1,260.81	\$1,260.81	\$62,357.86
\$0.00	\$3,973.73	\$3,973.73	\$523,097.39
\$1,640,075.85	\$3,337,316.37	\$1,697,240.52	\$6,144,009.84

ALL FUNDS	10,20,30,40,50,60,70	7,841,250.36	OPERATING MONTHS
OPERATING PLUS WORKI	10,20,40,50,70	\$7,017,129.53	OPERATING MONTHS
OPERATING ONLY	10,20,40,50	\$6,490,058.41	OPERATING MONTHS

Current

\$6,057,404.64
\$216,313.51
\$760,502.16
\$87,694.91
\$128,645.35
\$63,618.67
\$527,071.12
\$7,841,250.36

13.64

12.20

11.29

October 2025

Fund Balance Report		Month To Date		Year To Date		Fund Balance		
Fund	Description	Expense	Income	Expense	Income	YTD Change	Start Of Year	Current
10	Education Fund	\$461,649.76	\$167,754.23	\$1,496,247.09	\$2,781,974.99	\$1,285,727.90	\$4,477,781.21	\$5,763,509.11
20	Oper, Build, Maint Fund	\$72,538.02	\$7,112.98	\$636,166.99	\$354,993.38	-\$281,173.61	\$432,062.08	\$150,888.47
30	Debt Service Fund Or Fund Group	\$0.00	\$10,069.86	\$0.00	\$376,691.82	\$376,691.82	\$393,880.20	\$770,572.02
40	Transportation Fund	\$0.00	\$14,093.91	\$10,482.69	\$14,834.10	\$4,351.41	\$97,437.41	\$101,788.82
50	I.M.R.F. / Soc. Sec. Fund	\$15,491.73	\$267.41	\$46,858.59	\$2,885.93	-\$43,972.66	\$157,393.69	\$113,421.03
60	Capital Projects Fund	\$0.00	\$218.28	\$0.00	\$1,479.09	\$1,479.09	\$62,357.86	\$63,836.95
70	Working Cash Fund	\$0.00	\$888.73	\$0.00	\$4,862.46	\$4,862.46	\$523,097.39	\$527,959.85
		\$549,679.51	\$200,405.40	\$2,189,755.36	\$3,537,721.77	\$1,347,966.41	\$6,144,009.84	\$7,491,976.25
				ALL FUNDS	10,20,30,40,50,60,70	7,491,976.25	OPERATING MONTHS	13.03
				OPERATING PLUS WORKI	10,20,40,50,70	\$6,657,567.28	OPERATING MONTHS	11.58
				OPERATING ONLY	10,20,40,50	\$6,129,607.43	OPERATING MONTHS	10.66

November 2025								
Fund Balance Report		Month To Date		Year To Date			Fund Balance	
Fund	Description	Expense	Income	Expense	Income	YTD Change	Start Of Year	Current
10	Education Fund	\$478,858.12	\$64,427.58	\$1,975,105.21	\$2,846,402.57	\$871,297.36	\$4,477,781.21	\$5,349,078.57
20	Oper, Build, Maint Fund	\$45,264.85	\$556.03	\$681,431.84	\$355,549.41	-\$325,882.43	\$432,062.08	\$106,179.65
30	Debt Service Fund Or Fund Group	\$0.00	\$2,470.65	\$0.00	\$379,162.47	\$379,162.47	\$393,880.20	\$773,042.67
40	Transportation Fund	\$6,530.38	\$125.39	\$17,013.07	\$14,959.49	-\$2,053.58	\$97,437.41	\$95,383.83
50	I.M.R.F. / Soc. Sec. Fund	\$18,413.92	\$202.55	\$65,272.51	\$3,088.48	-\$62,184.03	\$157,393.69	\$95,209.66
60	Capital Projects Fund	\$0.00	\$204.96	\$0.00	\$1,684.05	\$1,684.05	\$62,357.86	\$64,041.91
70	Working Cash Fund	\$0.00	\$673.18	\$0.00	\$5,535.64	\$5,535.64	\$523,097.39	\$528,633.03
		\$549,067.27	\$68,660.34	\$2,738,822.63	\$3,606,382.11	\$867,559.48	\$6,144,009.84	\$7,011,569.32
				ALL FUNDS	10,20,30,40,50,60,70	7,011,569.32	OPERATING MONTHS	12.19
				OPERATING PLUS WORKING	10,20,40,50,70	\$6,174,484.74	OPERATING MONTHS	10.74
				OPERATING ONLY	10,20,40,50	\$5,645,851.71	OPERATING MONTHS	9.82

December 2025								
Fund Balance Report		Month To Date		Year To Date			Fund Balance	
Fund	Description	Expense	Income	Expense	Income	YTD Change	Start Of Year	Current
10	Education Fund	\$529,002.77	\$139,279.44	\$2,504,107.98	\$2,985,682.01	\$481,574.03	\$4,477,781.21	\$4,959,355.24
20	Oper, Build, Maint Fund	\$50,976.24	\$5,688.07	\$732,382.33	\$361,237.48	-\$371,144.85	\$432,062.08	\$60,917.23
30	Debt Service Fund Or Fund Group	\$730,750.00	\$8,353.55	\$730,750.00	\$387,516.02	-\$343,233.98	\$393,880.20	\$50,646.22
40	Transportation Fund	\$5,290.00	\$104.67	\$22,303.07	\$15,064.16	-\$7,238.91	\$97,437.41	\$90,198.50
50	I.M.R.F. / Soc. Sec. Fund	\$14,776.26	\$169.09	\$80,048.77	\$3,257.57	-\$76,791.20	\$157,393.69	\$80,602.49
60	Capital Projects Fund	\$0.00	\$203.48	\$0.00	\$1,887.53	\$1,887.53	\$62,357.86	\$64,245.39
70	Working Cash Fund	\$0.00	\$561.95	\$0.00	\$6,097.59	\$6,097.59	\$523,097.39	\$529,194.98
		#####	\$154,360.25	\$4,069,592.15	\$3,760,742.36	-\$308,849.79	\$6,144,009.84	\$5,835,160.05
				ALL FUNDS	10,20,30,40,50,60,70	5,835,160.05	OPERATING MONTHS	10.15
				OPERATING PLUS WORKING	10,20,40,50,70	\$5,720,268.44	OPERATING MONTHS	9.95
				OPERATING ONLY	10,20,40,50	\$5,191,073.46	OPERATING MONTHS	9.03

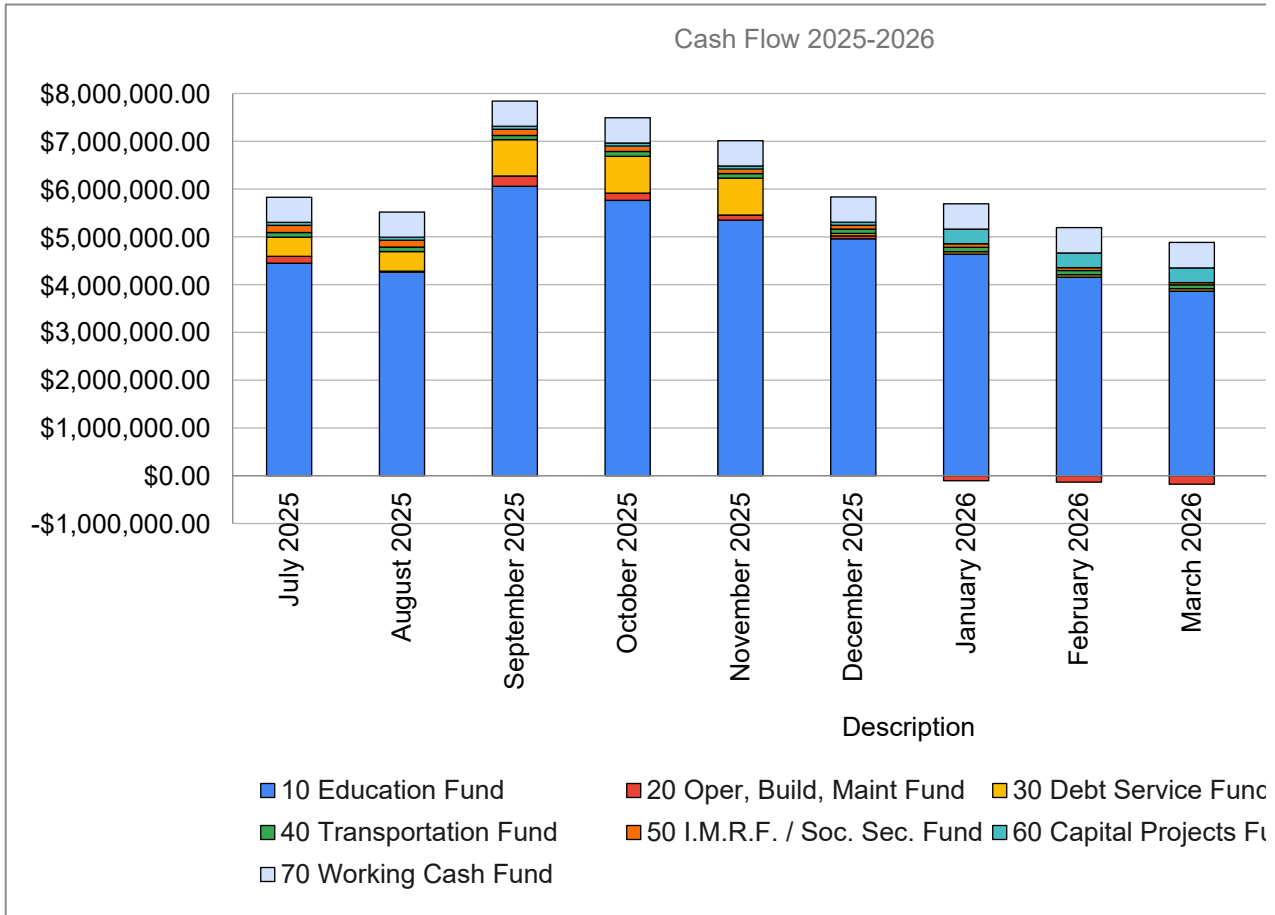
January 2026								
Fund Balance Report		Month To Date		Year To Date			Fund Balance	
Fund	Description	Expense	Income	Expense	Income	YTD Change	Start Of Year	Current
10	Education Fund	\$435,585.95	\$114,316.87	\$2,939,693.93	\$3,099,998.88	\$160,304.95	\$4,477,781.21	\$4,638,086.16
20	Oper, Build, Maint Fund	\$166,482.07	\$378.17	\$898,864.40	\$361,615.65	-\$537,248.75	\$432,062.08	-\$105,186.67
30	Debt Service Fund Or Fund Group	\$0.00	\$154.72	\$730,750.00	\$387,670.74	-\$343,079.26	\$393,880.20	\$50,800.94
40	Transportation Fund	\$11,199.46	\$12,962.80	\$33,502.53	\$28,026.96	-\$5,475.57	\$97,437.41	\$91,961.84
50	I.M.R.F. / Soc. Sec. Fund	\$14,615.48	\$8,361.64	\$94,664.25	\$11,619.21	-\$83,045.04	\$157,393.69	\$74,348.65
60	Capital Projects Fund	\$0.00	\$242,196.48	\$0.00	\$244,084.01	\$244,084.01	\$62,357.86	\$306,441.87
70	Working Cash Fund	\$0.00	\$457.84	\$0.00	\$6,555.43	\$6,555.43	\$523,097.39	\$529,652.82
		\$627,882.96	\$378,828.52	\$4,697,475.11	\$4,139,570.88	-\$557,904.23	\$6,144,009.84	\$5,586,105.61
				ALL FUNDS	10,20,30,40,50,60,70	5,586,105.61	OPERATING MONTHS	9.71
				OPERATING PLUS WORKING	10,20,40,50,70	\$5,228,862.80	OPERATING MONTHS	9.09
				OPERATING ONLY	10,20,40,50	\$4,699,209.98	OPERATING MONTHS	8.17

February 2026

Fund Balance Report		Month To Date		Year To Date		Fund Balance		
Fund	Description	Expense	Income	Expense	Income	YTD Change	Start Of Year	Current
10	Education Fund	\$527,991.88	\$47,278.15	\$3,467,685.81	\$3,147,277.03	-\$320,408.78	\$4,477,781.21	\$4,157,372.43
20	Oper, Build, Maint Fund	\$58,074.15	\$26,837.09	\$955,373.26	\$388,452.74	-\$566,920.52	\$432,062.08	-\$134,858.44
30	Debt Service Fund Or Fund Group	\$0.00	\$139.43	\$730,750.00	\$387,810.17	-\$342,939.83	\$393,880.20	\$50,940.37
40	Transportation Fund	\$5,584.49	\$307.40	\$39,087.02	\$28,334.36	-\$10,752.66	\$97,437.41	\$86,684.75
50	I.M.R.F. / Soc. Sec. Fund	\$14,835.27	\$496.55	\$109,499.52	\$12,115.76	-\$97,383.76	\$157,393.69	\$60,009.93
60	Capital Projects Fund	\$0.00	\$769.97	\$0.00	\$244,853.98	\$244,853.98	\$62,357.86	\$307,211.84
70	Working Cash Fund	\$0.00	\$1,650.30	\$0.00	\$8,205.73	\$8,205.73	\$523,097.39	\$531,303.12
		\$606,485.79	\$77,478.89	\$5,302,395.61	\$4,217,049.77	-\$1,085,345.84	\$6,144,009.84	\$5,058,664.00
				ALL FUNDS	10,20,30,40,50,60,70	5,058,664.00	OPERATING MONTHS	8.80
				OPERATING PLUS WORKING	10,20,40,50,70	\$4,700,511.79	OPERATING MONTHS	8.17
				OPERATING ONLY	10,20,40,50	\$4,169,208.67	OPERATING MONTHS	7.25

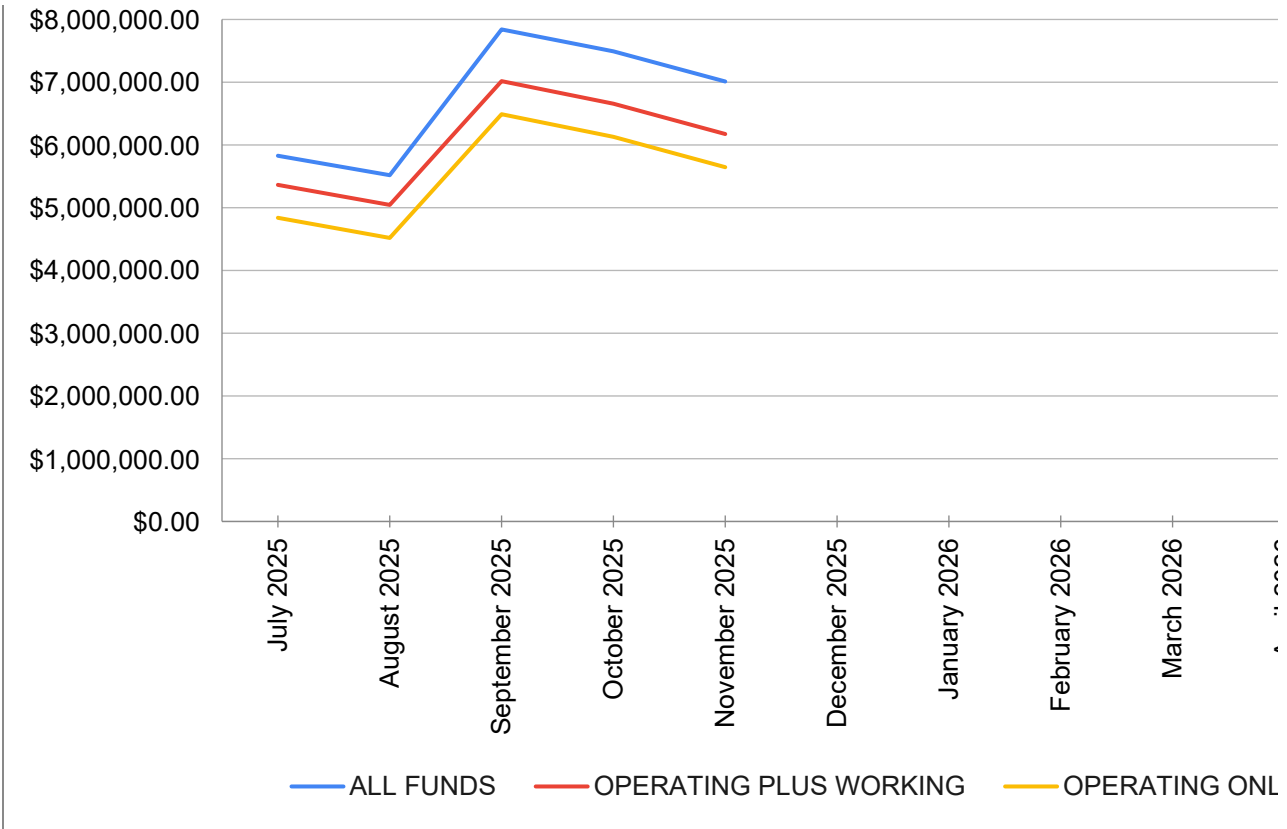
March 2026								
Fund Balance Report		Month To Date		Year To Date		Fund Balance		
Fund	Description	Expense	Income	Expense	Income	YTD Change	Start Of Year	Current
10	Education Fund	\$442,280.92	\$149,103.92	\$3,909,966.73	\$3,296,380.95	-\$613,585.78	\$4,477,781.21	\$3,864,195.43
20	Oper, Build, Maint Fund	\$70,495.21	\$27,055.22	\$1,025,868.47	\$415,507.96	-\$610,360.51	\$432,062.08	-\$178,298.43
30	Debt Service Fund Or Fund Group	\$6,520.10	\$153.50	\$730,750.00	\$387,963.67	-\$342,786.33	\$393,880.20	\$51,093.87
40	Transportation Fund	\$14,521.52	\$356.59	\$45,607.12	\$28,690.95	-\$16,916.17	\$97,437.41	\$80,521.24
50	I.M.R.F. / Soc. Sec. Fund	\$0.00	\$576.02	\$124,021.04	\$12,691.78	-\$111,329.26	\$157,393.69	\$46,064.43
60	Capital Projects Fund	\$0.00	\$925.87	\$0.00	\$245,779.85	\$245,779.85	\$62,357.86	\$308,137.71
70	Working Cash Fund	\$0.00	\$1,914.38	\$0.00	\$10,120.11	\$10,120.11	\$523,097.39	\$533,217.50
		\$533,817.75	\$180,085.50	\$5,836,213.36	\$4,397,135.27	-\$1,439,078.09	\$6,144,009.84	\$4,704,931.75
				ALL FUNDS	10,20,30,40,50,60,70	4,704,931.75	OPERATING MONTHS	8.18
				OPERATING PLUS WORKING	10,20,40,50,70	\$4,345,700.17	OPERATING MONTHS	7.56
				OPERATING ONLY	10,20,40,50	\$3,812,482.67	OPERATING MONTHS	6.63

Fund	Description	July 2025	August 2025	#####	October 2025
10	Education Fund	\$4,448,228.47	\$4,262,051.79	\$6,057,404.64	\$5,763,509.11
20	Oper, Build, Maint Fund	\$143,593.06	\$19,147.90	\$216,313.51	\$150,888.47
30	Debt Service Fund	\$400,762.78	\$410,177.31	\$760,502.16	\$770,572.02
40	Transportation Fund	\$97,758.11	\$94,258.25	\$87,694.91	\$101,788.82
50	I.M.R.F. / Soc. Sec. Fund	\$149,636.21	\$143,165.67	\$128,645.35	\$113,421.03
60	Capital Projects Fund	\$63,177.78	\$63,403.26	\$63,618.67	\$63,836.95
70	Working Cash Fund	\$524,819.06	\$526,210.63	\$527,071.12	\$527,959.85

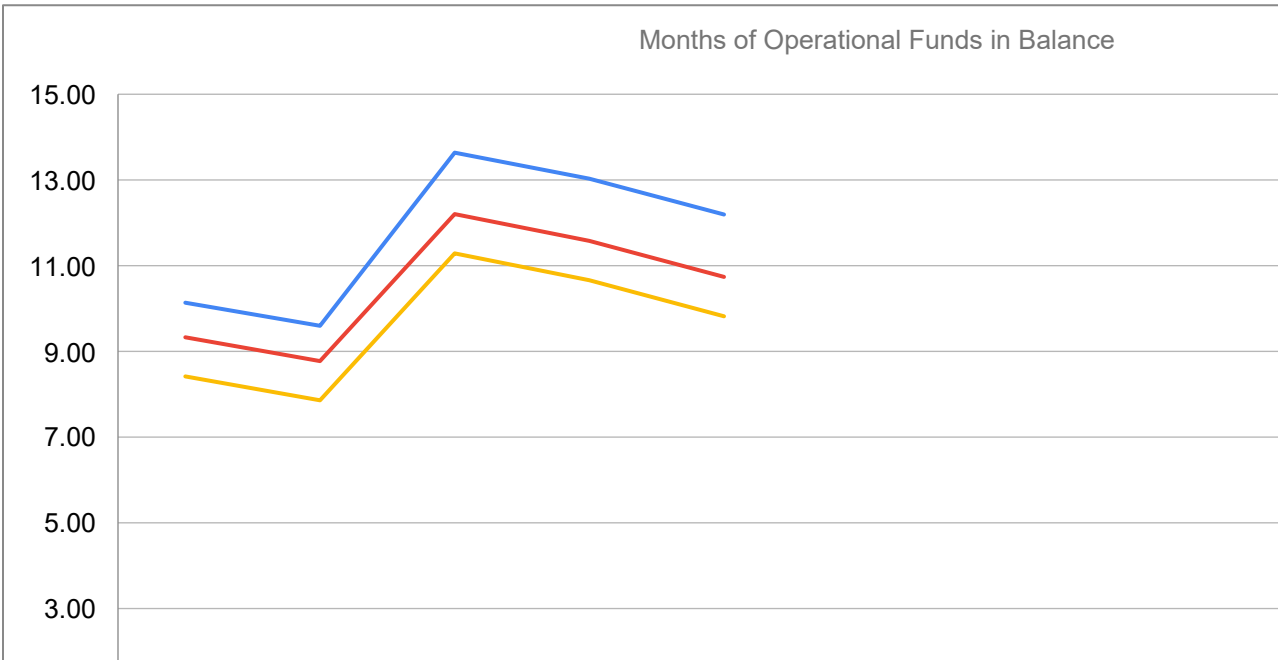



Total Funds	July 2025	August 2025	#####	October 2025	#####
ALL FUNDS	\$5,827,975.47	\$5,518,414.81	\$7,841,250.36	\$7,491,976.25	\$7,011,569.32
OPERATING P	\$5,364,034.91	\$5,044,834.24	\$7,017,129.53	\$6,657,567.28	\$6,174,484.74
OPERATING C	\$4,839,215.85	\$4,518,623.61	\$6,490,058.41	\$6,129,607.43	\$5,645,851.71

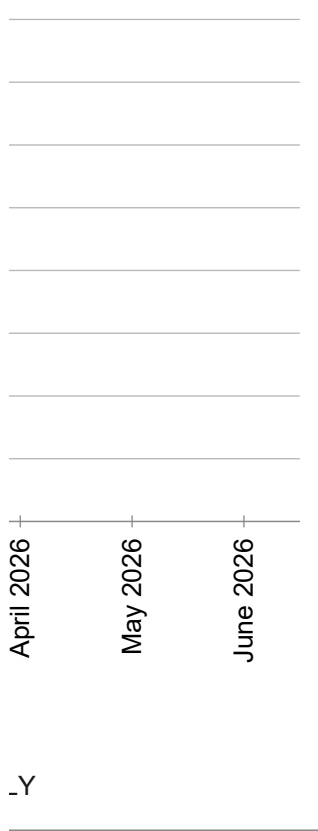
Cash Balances




Operating Month	July 2025	August 2025	#####	October 2025	#####
ALL FUNDS	10.14	9.60		13.64	12.19
OPERATING P	9.33	8.77		11.58	10.74
OPERATING C	8.42	7.86		10.66	9.82







January 2026 February 2026 March 2026 April 2026 May 2026 June 2026



VG ONLY

April 2026

May 2026

June 2026

