

Policy Council Budget

April 2026

Percent of Grant Year: **83%**

Category	2025-2026 Budget	Year-To-Date Spent	Month-To-Date Spent	Description
Policy Council Training	\$7,000	\$2,845	\$0	
Class Officer Training	\$0	\$0	\$0	
Policy Council Materials	\$2,000	\$685	\$344	
Child Care	\$0	\$0	\$0	
Policy Council Meals	\$4,000	\$3,965	\$392	
Parent Travel	\$0	\$0	\$0	
Total	\$13,000	\$7,495	\$736	
% Spent to Date		58%		

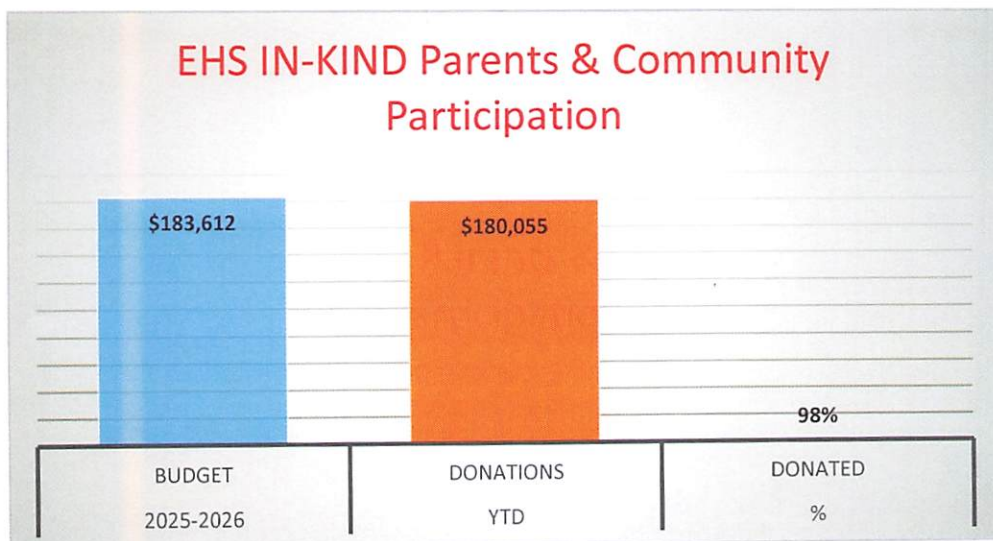
Early Head Start Budget Report April 2026

Percent of Grant Year: **83%**

Account Category	2025-2026 BUDGET	YTD Spent	% Spent
Salaries	\$1,055,281	\$874,280	83%
Benefits	\$534,746	\$423,920	79%
Operations	\$89,989	\$37,487	42%
Training/Prof. Dev	\$31,952	\$20,932	66%
TOTAL	\$1,711,968	\$1,356,618	79%

EHS IN-KIND

Description	2025-2026 BUDGET	YTD Donations	% Donated
Parent Volunteers/Comm Volunteers	\$183,612	\$180,055	98%
Professional Services	\$21,825	\$6,000	27%
Ind. Costs	\$222,556	\$185,463	83%
TOTAL	\$427,993	\$371,518	87%



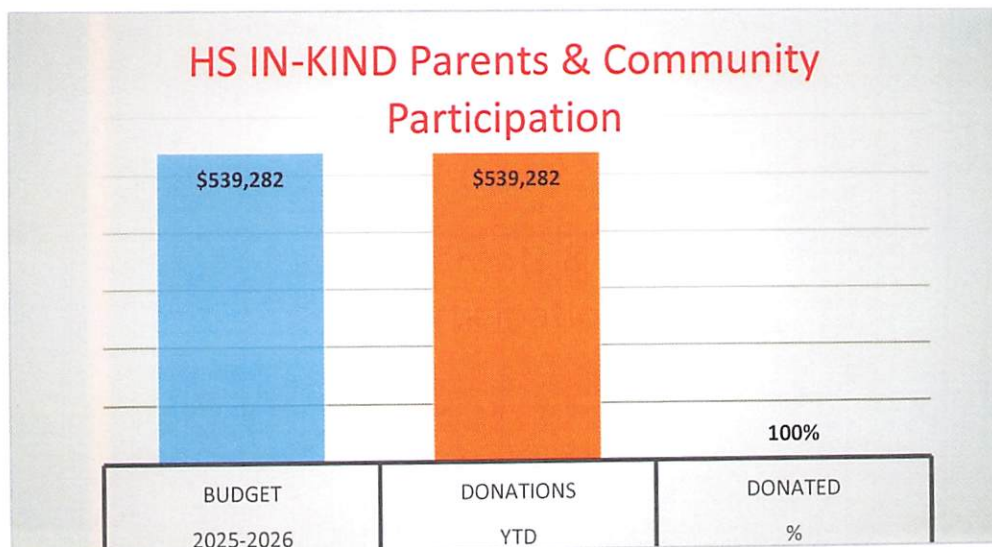
Head Start Budget Report April 2026

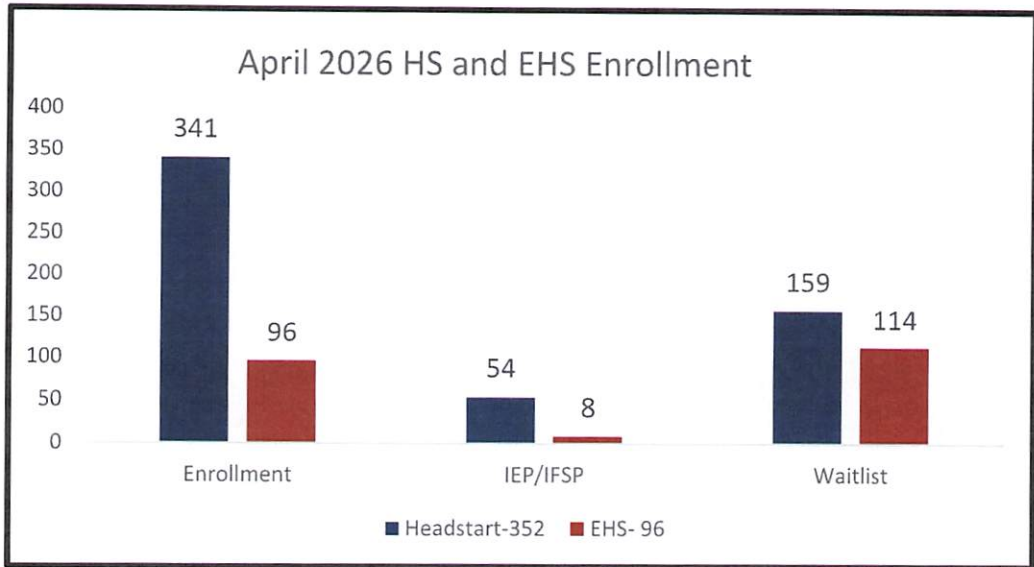
Percent of Grant Year: **83%**

Account Category	2025-2026 BUDGET	YTD Spent	% Spent
Salaries	\$3,087,598	\$2,425,092	79%
Benefits	\$1,719,723	\$1,385,833	81%
Operations	\$370,364	\$204,778	55%
Training/Prof. Dev	\$44,144	\$32,072	73%
TOTAL	\$5,221,828	\$4,047,775	78%

HS IN-KIND

Description	2025-2026 BUDGET	YTD Donations	% Donated
Parent Volunteers/Comm Volunteers	\$539,282	\$539,282	100%
Professional Services	\$87,375	\$77,850	89%
Ind. Costs	\$678,838	\$565,698	83%
TOTAL	\$1,305,495	\$1,182,830	91%





HS Enrollment	341
HS IEP	54
HS Waitlist	159

EHS Enrollment	96
EHS IFSP	8
EHS Waitlist	114

Attendance	
Head Start	86%
EHS Center-Based	84%
EHS Home Visits	84%
EHS Play Groups	36%



Davis Head Start/Early Head Start

USDA Reimbursement Report
April 2026

Head Start

Monthly Reimbursement	\$ 506.52
Year to date Reimbursement	\$ 3205.44

Early Head Start

Monthly Reimbursement	\$ 530.06
Year to date Reimbursement	\$ 6167.57