

CORBETT SCHOOL DISTRICT NO. 39
MULTNOMAH COUNTY, OREGON

ANNUAL FINANCIAL REPORT
FOR THE FISCAL YEAR ENDED JUNE 30, 2025



This page was intentionally left blank.

CORBETT SCHOOL DISTRICT NO. 39
MULTNOMAH COUNTY, OREGON

TABLE OF CONTENTS

	PAGE
INTRODUCTORY SECTION	
Independent Auditors' Report	i - iii
MANAGEMENT'S DISCUSSION AND ANALYSIS	
Management's Discussion and Analysis	3-10
BASIC FINANCIAL STATEMENTS	
Government-wide Financial Statements	
Statement of Net Position	12
Statement of Activities	13
Balance Sheet - Governmental Funds	14
Reconciliation of the Balance Sheet - Governmental Funds to the Statement of Net Position	15
Statement of Revenues, Expenditures, and Changes in Fund Balances - Governmental Funds	16
Reconciliation of the Statement of Revenues, Expenditures, and Changes in Fund Balances - Governmental Funds to the Statement of Activities	17
Notes To The Basic Financial Statements	19-56
REQUIRED SUPPLEMENTARY INFORMATION	
Schedule of Proportionate Share of the Net Pension Liability	58
Schedule of Employer Contributions	59
Schedule of Proportionate Share of the Net OPEB (RHIA) Liability	60
Schedule of Employer Contributions	61
Schedule of Changes in Total OPEB Liability and Related Ratios	62
Schedule of Revenues, Expenditures, and Changes in Fund Balance - Budget and Actual:	
General Fund	63
Federal Fund	64
Food Service Fund	65
Go Bond Debt Service	66
SUPPLEMENTARY INFORMATION	
Combining Balance Sheet Non-Major Governmental Funds	68
Combining Statement of Revenues Expenditures And Changes In Fund Balances Non- Major Governmental Funds	69
Schedule of Revenues, Expenditures, and Changes in Fund Balance - Budget and Actual (Student Body Trust Fund)	70
Schedule of Revenues, Expenditures, and Changes in Fund Balance - Budget and Actual (Student Investment Account)	71
Schedule of Revenues, Expenditures, and Changes in Fund Balance - Budget and Actual (Energy Project Fund)	72

CORBETT SCHOOL DISTRICT NO. 39
MULTNOMAH COUNTY, OREGON

TABLE OF CONTENTS (Continued)

OTHER INFORMATION

Schedules of Long-Term Debt Transactions	
2012B OSBA Flex Fund (OSCB)	74
2012C OSBA Flex Fund	75
2021 GO Bond	76
2011 SELP Loan	77
2019 Santander Financing	78
2020 Santander Financing 1	79
2020 Santander Financing 2	80
2022 Santander Financing	81
Corbett Commons Lease	82
2023 Santander Financing	83
MESD Agreement- Emergency Aid Load	84
Oregon Department of Education Form 581-3211-C	85

REPORT ON LEGAL AND OTHER REGULATORY REQUIREMENTS

Independent Auditor's Report Required by Oregon State Regulations	87
---	----

Single Audit Section

Independent Auditor's Report on Compliance and on Internal Control over Financial Reporting Based on an Audit of Financial Statements Performed in Accordance with Government Auditing Standard	89-90
Independent Auditor's Report on Compliance for Each Major Program and on Internal Control over Compliance Required by the Uniform Guidance	91-93
Schedule of Expenditures of Federal Awards	94
Notes to the Schedule of Expenditures of Federal Awards	95
Schedule of Findings and Questioned Costs	96-103

CORBETT SCHOOL DISTRICT NO. 39

35800 E Historic Columbia River Highway
Corbett, OR 97019
503-261-4200

BOARD OF DIRECTORS

TODD MICKALSON	Board Chair
LEAH FREDERICKS	Vice Chair
BOB BUTTKE	Board Member
DAVID GRENBERG	Board Member
TODD REDFERN	Board Member
BEN BYERS	Board Member
DYLAN RICKERT	Board Member

All board members receive mail at the above address.

ADMINISTRATION

DR. DEREK FIALKIEWICZ	Superintendent
JEANNE SWIFT	Asst. Superintendent
ROBIN LINDEEN-BLAKELEY	Deputy Clerk
REGINA SAMPSON / DENNIS CLAGUE	Chief Financial Officer

This page was intentionally left blank.



INDEPENDENT AUDITOR'S REPORT

To the Board of Directors
Corbett School District No. 39
35800 E. Historic Columbia River Hwy
Corbett, Oregon 97019

Report on the Audit of the Financial Statements

Opinion

We were engaged to audit the accompanying financial statements of the governmental activities, each major fund, and the aggregate remaining fund information of Corbett School District No. 39 (the District) as of and for the year ended June 30, 2025, and the related notes to the financial statements, which collectively comprise the District's basic financial statements as listed in the table of contents.

Responsibilities of Management for the Financial Statements

Management is responsible for the preparation and fair presentation of these financial statements in accordance with accounting principles generally accepted in the United States of America; and for the design, implementation, and maintenance of internal control relevant to the preparation and fair presentation of financial statements that are free from material misstatement, whether due to fraud or error.

In preparing the financial statements, management is required to evaluate whether there are conditions or events, considered in the aggregate, that raise substantial doubt about Corbett School District No. 39's ability to continue as a going concern for twelve months beyond the financial statement date, including any currently known information that may raise substantial doubt shortly thereafter.

Auditor's Responsibilities for the Audit of the Financial Statements

Our responsibility is to conduct an audit of the District's financial statements in accordance with generally accepted auditing standards in the United States of America and the standards applicable to financial audits contained in Government Auditing Standards, issued by the Comptroller General of the United States. However, because of the significance of the matter described in the Basis for Disclaimer of Opinion section of our report, we were not able to obtain sufficient appropriate audit evidence to provide a basis for an audit opinion on these financial statements.

Basis for Disclaimer of Opinion

During June 2025, the District experienced a transition in finance staff. Although routine financial transactions were recorded and reconciled through approximately June 23, 2025, the District did not complete the fiscal year-end closing process. Specifically, journal entries necessary to record year-end banking activity, debt transactions, revenue recognition, and other required closing and adjusting entries were not prepared or posted subsequent to that date. In addition, the District did not record required year-end accruals and other adjusting journal entries in the general ledger. As a result, we were unable to obtain sufficient appropriate audit evidence regarding the completeness and accuracy of assets, liabilities, deferred inflows and outflows of resources, revenues, and expenditures/expenses reported in the accompanying financial statements.

The possible effects of these matters could be material to the financial statements and may affect a substantial portion of the assets and all revenues of the governmental activities, a significant portion of the assets of the General Fund and Grants Fund, and all revenues of each major fund and the aggregate remaining fund information of the Corbett School District.

As of June 30, 2025, a variance of \$289,860 existed between the total cash balances reported in the general ledger and the related bank reconciliations, with the general ledger reflecting less cash than indicated by the reconciliations. We were unable to obtain sufficient appropriate audit evidence regarding the completeness and accuracy of cash transactions and related balances.



Disclaimer of Opinion

Because of the significance of the matter described in the “Basis for Disclaimer of Opinion” paragraph, we have not been able to obtain sufficient appropriate audit evidence to provide a basis for an audit opinion on the financial statements of the governmental activities, each major fund, and the aggregate remaining fund information of the Corbett School District. Accordingly, we do not express an opinion on these financial statements.

Required Supplementary Information

Accounting principles generally accepted in the United States of America require that management’s discussion and analysis and the schedules of revenues, expenditures, and changes in fund balances – budget and actual, and the pension and OPEB schedules be presented to supplement the basic financial statements. Such information, although not a part of the basic financial statements, is required by the Governmental Accounting Standards Board, who considers it to be an essential part of financial reporting for placing the basic financial statements in an appropriate operational, economic, or historical context.

We were unable to apply certain limited procedures to the required supplementary information in accordance with auditing standards generally accepted in the United States of America because of the significance of the matter described in the Basis for Disclaimer of Opinion section of our report. Accordingly, we do not express an opinion or provide any assurance on the required supplementary information.

Supplementary Information

Our audit was conducted for the purpose of forming an opinion on the financial statements that collectively comprise the District’s basic financial statements. The individual nonmajor funds and budgetary comparison schedules are presented for purposes of additional analysis and are not a required part of the basic financial statements. Such information is the responsibility of management and was derived from and relates directly to the underlying accounting and other records used to prepare the basic financial statements.

Because of the significance of the matter described in the Basis for Disclaimer of Opinion section of our report, the scope of our work was not sufficient to enable us to express, and we do not express, an opinion on the supplementary information in relation to the basic financial statements as a whole.

Other Information

Management is responsible for the other information included in the annual report. The other information comprises the additional schedules listed in the Other Information section of the Table of Contents but does not include the basic financial statements and our auditor’s report thereon.

In connection with our audit of the basic financial statements, our responsibility is to read the other information and consider whether the other information is materially inconsistent with the basic financial statements or our knowledge obtained in the audit or otherwise appears to be materially misstated. Because of the significance of the matter described in the Basis for Disclaimer of Opinion section of our report, we were unable to perform the procedures required by auditing standards generally accepted in the United States of America to evaluate the other information and, accordingly, we do not express an opinion or provide any assurance on the other information.

The schedule of expenditures of federal awards, as listed in the Table of Contents, is presented for purposes of additional analysis as required by Title 2 U.S. *Code of Federal Regulations (CFR) Part 200, Uniform Administrative Requirements, Cost Principles, and Audit Requirements for Federal Awards*, and is not a required part of the basic financial statements.



Reports on Other Legal and Regulatory Requirements

In accordance with *Government Auditing Standards*, we have also issued our report dated May 01, 2026, on our consideration of the Corbett School District No. 39's internal control over financial reporting and on our tests of its compliance with certain provisions of laws, regulations, contracts, and grant agreements and other matters. The purpose of these reports is to describe the scope of our testing of internal control over financial reporting and compliance and the results of that testing, and not to provide an opinion on internal control over financial reporting or compliance. The reports are an integral part of an engagement performed in accordance with *Government Auditing Standards* in considering Corbett School District No. 39's internal control over financial reporting and compliance.

In accordance with the *Minimum Standards for Audits of Oregon Municipal Corporations*, we have issued our report dated May 01, 2026, on our consideration of the Corbett School District No. 39's compliance with certain provisions of laws and regulations, including the provisions of Oregon Revised Statutes as specified in Oregon Administrative Rules. The purpose of that report is to describe the scope of our testing of compliance and the results of that testing and not to provide an opinion on the District's compliance.

A handwritten signature in black ink that reads 'Ashraf Lakhani'.

Ashraf Lakhani Farishta, CPA
Umpqua Valley Financial, LLC
Roseburg, Oregon
May 01, 2026

This page was intentionally left blank.

MANAGEMENT'S
DISCUSSION
AND ANALYSIS

CORBETT SCHOOL DISTRICT NO. 39

Management's Discussion and Analysis (MD&A) For the Fiscal Year Ended June 30, 2025

The discussion and analysis of Corbett School District's financial performance provide an overview of the District's financial activities for the fiscal year that ended June 30, 2025. This discussion and analysis intend to look at the District's financial performance. Readers should also review the basic financial statements and notes to better understand the District's financial performance.

FINANCIAL HIGHLIGHTS

Key financial highlights for the fiscal year that ended June 30, 2025, are as follows:

- In the government-wide statements, the assets and deferred outflow of District resources exceeded its liabilities and deferred inflows of resources at June 30, 2025, by \$779,235. Of this amount, \$12,766,348 represents the District's net investment in capital assets, \$478,841 is restricted for special programs, and a deficit of (\$12,465,954) is unrestricted.
- In the current fiscal year, the District's governmental activities generated \$18,008,956 in revenue, with general revenues accounting for \$15,747,997 (87.4%). Charges for services, grants, and contributions accounted for program-specific revenues of \$2,260,959 (12.6%).
- The District's governmental funds reported a combined ending fund balance of \$1,074,047 at June 30, 2025, representing an increase of \$1,062,215 from the prior year. This increase was primarily attributable to proceeds from a \$2,000,000 emergency aid loan received from Multnomah Education Service District.

OVERVIEW OF THE FINANCIAL STATEMENTS

Management's Discussion and Analysis introduce the District's basic financial statements. The basic financial statements include: 1) government-wide financial statements, 2) fund financial statements, and 3) notes to the financial statements. This report also includes additional supplementary information to supplement the basic financial statements.

Government-wide Financial Statements

The first of the government-wide statements is the Statement of Net Position. This is the District-wide statement of financial position presenting information that includes all the District's assets and liabilities. Over time, increases or decreases in net position may serve as a useful indicator of whether the financial position of the District is improving or deteriorating. Evaluation of the overall economic health of the District would extend to other non-financial factors such as the condition of school buildings and other facilities and changes in the district's enrollment, which dictates most revenue to be collected through the State Funding Formula.

CORBETT SCHOOL DISTRICT NO. 39

Management's Discussion and Analysis (MD&A) For the Fiscal Year Ended June 30, 2025

The second government-wide statement is the Statement of Activities which reports how the District's net position changed during the current fiscal year. All current year revenues and expenses are included regardless of when cash is received or paid. An important purpose of the design of the Statement of Activities is to show the financial reliance of the distinct activities or functions of the District that are primarily supported by intergovernmental revenues, principally state basic school support and property tax revenues. The governmental activities of the District include instruction, instructional support services, operation and maintenance of plants, student transportation, and non-instructional support services.

Fund Financial Statements

A fund is an accountability unit used to maintain control over resources segregated for specific activities or objectives. The District uses fund accounting to ensure and demonstrate compliance with finance-related laws and regulations. Within the basic financial statements, Fund Financial Statements focus on the District's most significant funds rather than the District as a whole. Major funds are separately reported while all others are combined into a single, aggregated presentation. Individual fund data for non-major funds is provided in the form of individual budgets versus actual statements and combining statements in a later section of this report.

Governmental funds focus on how money flows into and out of those funds and the balances left at year-end available for spending in future periods. Unlike government-wide financial statements, these statements report short-term fiscal accountability focusing on the use of spendable resources during the year and balances of spendable resources available at the end of the fiscal year.

Since the government-wide focus includes the long-term view, comparisons between these two perspectives may provide insight into the long-term impact of short-term financing decisions. Both the governmental fund balance sheet and the governmental fund statement of revenues, expenditures, and changes in fund balances provide a reconciliation to government-wide statements to assist in understanding the differences between these two perspectives.

Notes to the Financial Statements

The accompanying notes to the financial statements provide information essential to a full understanding of the government-wide and fund financial statements. The notes to the financial statements begin immediately following the basic financial statements.

Other Information

In addition to the basic financial statements and accompanying notes, this report also presents as required supplementary information budgetary comparison statements for the General Fund, Federal Fund, Food Service Fund, and Go Bond Debt Service Fund. The required supplementary information immediately follows the notes to the financial statements. Other supplementary data includes combining statements, individual fund statements and schedules, and other schedules. These statements and schedules immediately follow the required supplementary information in this report.

CORBETT SCHOOL DISTRICT NO. 39

Management's Discussion and Analysis (MD&A) For the Fiscal Year Ended June 30, 2025

FINANCIAL ANALYSIS OF THE DISTRICT AS A WHOLE

As noted earlier, net position provides the perspective of the District as a whole and may serve over time as a useful indicator of a government's financial position. In the case of the District, its assets exceeded its liabilities at June 30, 2025, by \$779,235.

The following table provides a summary of the District's net position. Comparative information from the previous year is provided.

Summary of Net Position

	Governmental Activities		
	June 30, 2025	June 30, 2024	Percentage Change
Assets			
Current and Other Assets	\$ 3,012,473	\$ 3,396,922	-11.3%
Capital Assets, net	15,460,678	15,723,621	-1.7%
Intangible Assets, net	170,081	277,502	-38.7%
Total Assets	18,643,232	19,398,045	-3.9%
Deferred Outflows of Resources	6,520,494	5,106,019	27.7%
Liabilities			
Long-Term Liabilities	20,548,835	16,931,226	21.4%
Other Liabilities	2,499,303	4,039,881	-38.1%
Total Liabilities	23,048,138	20,971,107	9.9%
Deferred Inflows of Resources	1,336,353	1,928,729	-30.7%
Net Position			
Net Investment in Capital Assets	12,766,348	12,754,529	0.1%
Restricted	478,841	336,953	42.1%
Unrestricted	(12,465,954)	(11,487,254)	8.5%
Total Net Position	\$ 779,235	\$ 1,604,228	-51.4%

Capital assets, which consist of the District's land, buildings, building improvements, and equipment, net of accumulated depreciation, represent about 83 percent of total assets. The remaining assets consist mainly of investments, cash, grants, and property taxes receivable. Of these assets, 17 percent are current assets.

The District's largest liability, which represents 89 percent of total liabilities, which is mainly their share of the net pension liability and bonds payable. Other liabilities consist primarily of payables on accounts and salaries and benefits as of June 30, 2025.

CORBETT SCHOOL DISTRICT NO. 39

Management's Discussion and Analysis (MD&A) For the Fiscal Year Ended June 30, 2025

The following table shows the changes in net position. Prior-year information is provided for comparative analysis of government-wide revenue and expense information.

	Changes in Net Position		
	Governmental Activities		Percentage
	2024-25	2023-24	Change
Revenues			
Program Revenues			
Charges for Services	\$ 110,159	\$ 321,862	-65.8%
Operating Grants and Contributions	2,150,800	3,438,510	-37.4%
Capital Grants and Contributions	-	614,081	-100.0%
General Revenues			
Property Taxes	2,574,233	2,526,659	1.9%
State Basic School Support	11,108,160	11,358,371	-2.2%
Other	2,065,604	1,613,693	28.0%
Total Revenues	18,008,956	19,873,176	-9.4%
Program Expenses			
Instruction	10,216,746	10,367,522	-1.5%
Support Services	8,006,139	7,871,342	1.7%
Community Services	466,336	400,054	16.6%
Interest on Long-Term Debt	144,729	129,858	11.5%
Total Program Expenses	18,833,950	18,768,776	0.3%
Prior Period Adjustment	-	204,632	-100.0%
Change in Net Position	(824,993)	1,309,032	
Beginning Net Position	1,604,228	295,196	
Ending Net Position	\$ 779,235	\$ 1,604,228	-51.4%

For the fiscal year ended June 30, 2025, the District's governmental activities reported a decrease in net position of \$824,992 compared to a significantly larger increase of \$1,309,032 in the prior fiscal year. The decrease in revenue is mainly due to OSCIM grant of \$614,081 and decrease in Operating Grants and Contributions of \$1,287,710. Overall revenues totaled \$18,008,956 compared to \$19,873,176 in the prior year.

Total program expenses increased 0.3 percent, rising from \$18,768,776 in 2023-24 to \$18,833,950 in 2024-25. This increase was driven by Community Service costs (16.6%) and Interest on long Term (11.5%), The combination of declining revenues and rising costs resulted in a slight decrease in ending net position to \$774,169, representing a (51.4 %) increase over the beginning balance of \$1,604,228.

CORBETT SCHOOL DISTRICT NO. 39

**Management's Discussion and Analysis (MD&A)
For the Fiscal Year Ended June 30, 2025**

The Statement of Activities shows the cost of program services and the charges for services, grants, and contributions offsetting those services. The following table shows, for governmental activity, the total cost of the four major functional activities of the District. The table also shows each function's net cost (total cost minus charges for services generated by the activities and intergovernmental aid provided for specific programs). The net cost shows the financial burden that was placed on the State and District's taxpayers by each of these functions. The prior-year information is provided as well for comparative analysis.

Governmental Activities

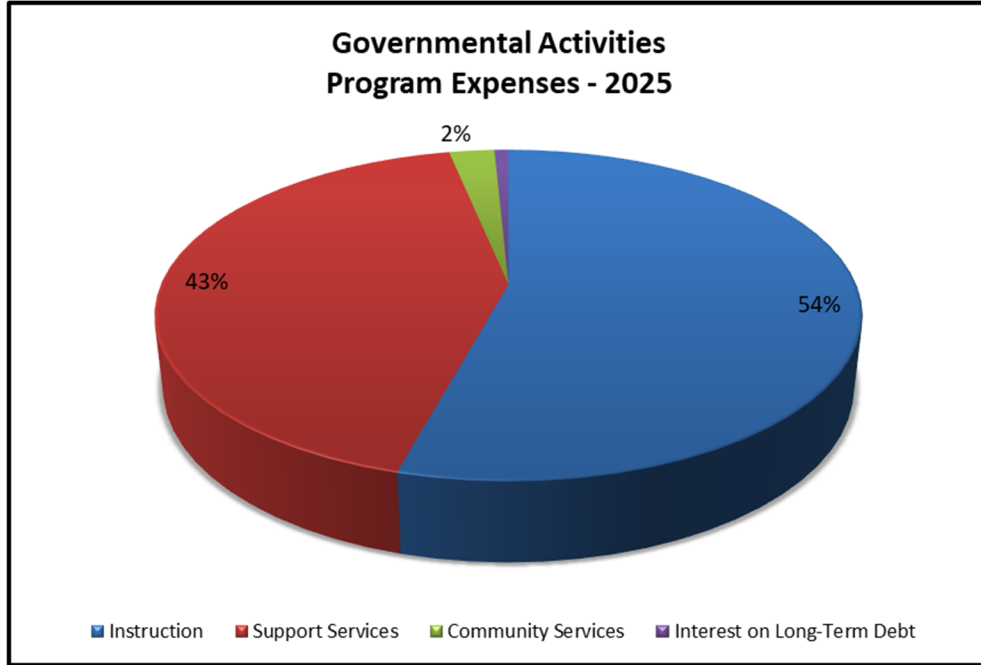
	2024-25		2023-24	
	Total Cost of Services	Net Cost (Profit) of Services	Total Cost of Services	Net Cost (Profit) of Services
Instruction	\$ 10,216,745	\$ 9,208,625	\$ 10,367,522	\$ 8,796,256
Support Services	8,006,139	7,079,514	7,871,342	5,331,960
Community Services	466,336	140,122	400,054	136,249
Interest on Long-Term Debt	144,729	144,729	129,858	129,858
Total Program Expenses	<u>\$ 18,833,950</u>	<u>\$ 16,572,989</u>	<u>\$ 18,768,776</u>	<u>\$ 14,394,323</u>

Governmental activities are significantly dependent on general revenues. In the current fiscal year, 87.4% of general government operations are financed through general revenues, including property taxes and state basic school support. Conversely, the remaining 12.6% of governmental activities are funded by program revenues, which encompass charges for services, operating grants, and contributions.

CORBETT SCHOOL DISTRICT NO. 39

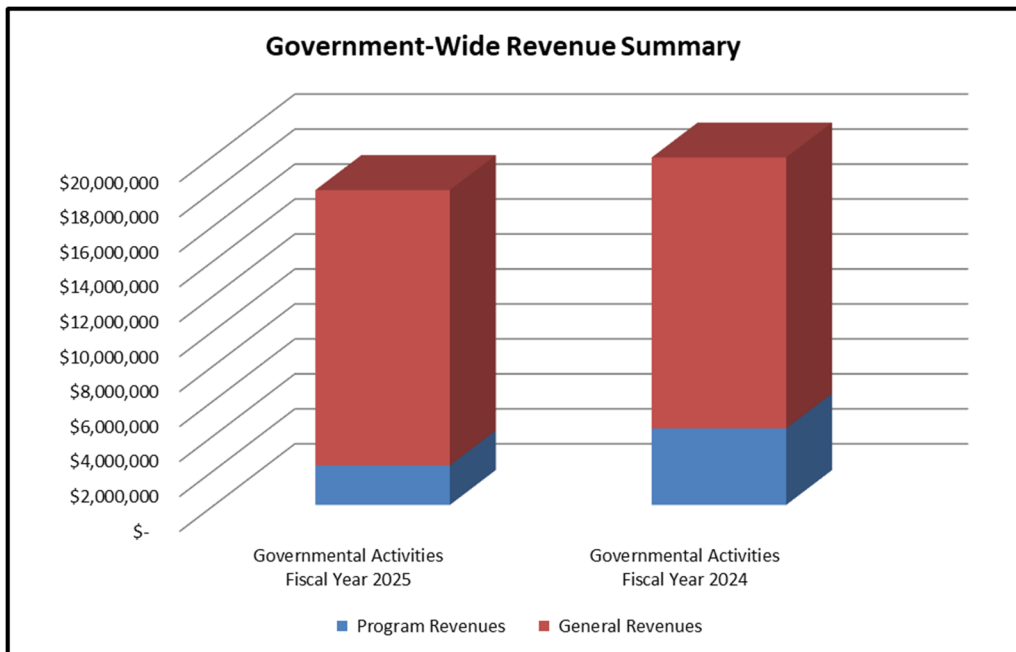
**Management’s Discussion and Analysis (MD&A)
For the Fiscal Year Ended June 30, 2025**

This graph represents the cost of the District’s Program expenses by governmental activities.



This graph illustrates the expenses of the District’s programs by governmental activities. Instruction has the highest expenses, totaling \$10,216,745, compared to Support Services and Community Services, which account for \$8,006,139 and \$466,336. The remaining amount is Interest on Long-term Debt at \$144,729.

The chart compares revenue from governmental activities between the prior year and the current year, reflecting a decrease in revenue of \$1,864,219. (9%).



CORBETT SCHOOL DISTRICT NO. 39

Management's Discussion and Analysis (MD&A) For the Fiscal Year Ended June 30, 2025

FUND FINANCIAL ANALYSIS

As noted earlier, the District uses fund accounting to ensure and demonstrate compliance with finance-related legal requirements. The focus of the District's governmental funds is to provide information on short-term inflows, out-flows, and balances of spendable resources. Such information is useful in assessing the District's financing requirements. The unreserved fund balance may serve as a useful measure of the District's net resources available for spending at the end of the fiscal year.

The District's financial performance is reflected in its governmental funds. As the District completed the year, its governmental funds reported a combined fund balance of \$1,704,046. Fund balances are restricted, unspendable, and unassigned. Of the current fund balances, \$801,32 is restricted, \$10,527 is unspendable, and \$262,487 is unassigned and available for spending at the District's discretion.

The District's primary operating fund is the General Fund. The fund started the fiscal year with a balance of (\$219,062), which increased by \$847,132, ending with a balance of \$628,069 representing a 387% increase.

BUDGETARY HIGHLIGHTS FOR THE GENERAL FUND

For the fiscal year ended June 30, 2025, the General Fund reported total revenues of \$16,058,436, which were \$498,736 greater than the final budget. General Fund expenditures totaled \$16,788,071, compared to a final budget of \$17,619,013. As a result, the General Fund reported a deficiency of revenues over expenditure of \$729,635 for the year. Other financing sources totaled \$1,576,768, primarily related to long-term debt proceeds and interfund transfers. After considering these items, the General Fund reported a net increase in fund balance of \$847,133, resulting in an ending fund balance of \$628,070.

CAPITAL ASSETS

At June 30, 2025, the District had \$24,015,770 invested in broad range of capital assets including land, building, equipment, and vehicles before accumulated depreciation. This amount represents an increase of \$394,453 before depreciation primarily due to additions of building improvements and machinery and equipment.

The total depreciation expense for the year was \$657,397.

Additional information on the District's capital assets can be found in the Capital Asset Note in the notes to the basic financial statements section of this report.

DEBT ADMINISTRATION

As of June 30, 2025, the District had \$6,241,832 in long-term debt. The district's debt consists of General Obligation Bond (2021), Certificates of Participation (2012), a QSCB Loan (2012), a SELP Loan from the Oregon Department of Energy (2012), five bus financing agreements, and MESD agreement – Emergency Aid Loan (2025). Further information about long-term debt may be found in the Long-Term Note in the notes to the basic financial statements section of this report. ___

CORBETT SCHOOL DISTRICT NO. 39

Management's Discussion and Analysis (MD&A) For the Fiscal Year Ended June 30, 2025

ECONOMIC FACTORS

The Oregon Legislature approved education funding at \$10.2 billion for the 2023-25 biennium. While this was a \$900 million increase over the previous biennium, it falls short of the accepted level of funding necessary to maintain current funding levels with current inflation rates. Additionally, a biennium is funded at 49% for the first year and 51% for the second year. Therefore, the increase in funding from 2023-24 to 2024-25 is only \$204 million (\$5.202B - \$4.998B) or 4.1%. US inflation has increased nearly 22% since 2020, making the Oregon education funding increase insufficient to cover current inflation increases.

Local Economy – Portland and the surrounding metropolitan area have a widely-diversified economy. Portland's centralized location and excellent transportation facilities have established the area as a major distribution point on the West Coast for wholesale trade and high-tech exports.

The District's enrollment is comprised of resident and non-resident students, with roughly 45% of enrolled students coming from outside the District's boundaries since 2012. The District historically targeted enrollment of between 1,100 and 1,200. For 2024-25, expected enrollment is 1,089.

2024-25 BUDGET

The Adopted budget for 2024-25 has total appropriations of \$20 million, including \$15.6 million in the general fund, \$424 thousand in the GO Bond 2021 Fund, and \$1.28 million in the Federal Funds.

REQUESTS FOR INFORMATION

This financial report is designed to present the user (citizens, taxpayers, investors, and creditors) with a general overview of the Districts' finances and to demonstrate the Districts' accountability. Questions concerning any of the information provided in this report or requests for additional information should be addressed to the Chief Finance Officer at 35800 E. Historic Columbia River Hwy, Corbett, OR 97019. Electronic copies of this report may be found at the district website: <https://corbett.k12.or.us/about/business-services/financial-reports/>

CORBETT SCHOOL DISTRICT NO. 39
MULTNOMAH COUNTY, OREGON

BASIC FINANCIAL
STATEMENTS

CORBETT SCHOOL DISTRICT NO. 39

MULTNOMAH COUNTY, OREGON

STATEMENT OF NET POSITION

June 30, 2025

	<u>Governmental Activities</u>
ASSETS	
Current Assets	
Cash and Cash Equivalents	\$ 2,427,143
Property Taxes Receivable	115,580
Accounts Receivable	204,793
Prepaid Items	18,500
Inventory-Food, Supplies & Commodities	10,527
Total Current Assets	<u>2,776,543</u>
Restricted Assets:	
Net OPEB Asset (RHIA)	235,930
Total Restricted Assets	<u>235,930</u>
Capital Assets:	
Capital Assets, Non-Depreciable	598,785
Capital Assets, Depreciable, Net	14,861,893
Total Capital Assets, Net	<u>15,460,678</u>
Intangible Assets:	
Right-to-Use Assets, Net	170,081
Total Intangible Assets, Net	<u>170,081</u>
Total Assets	<u>18,643,232</u>
DEFERRED OUTFLOWS OF RESOURCES	
Pension Related Deferrals	6,460,859
OPEB Related Deferrals - RHIA	6,676
OPEB Related Deferrals - OEGB	52,959
Total Deferred Outflows of Resources	<u>6,520,494</u>
Total Assets and Deferred Outflows of Resources	<u>25,163,726</u>
LIABILITIES	
Accounts Payable	461,429
Accrued Interest Payable	7,228
Payroll Liabilities	1,137,318
Tax Anticipation Note Payable	-
Right to Use Leases Payable:	
Due within one year	67,699
Due in more than one year	112,171
Bonds Payable:	
Due within one year	427,000
Due in more than one year	3,505,000
Loans and Contracts Payable:	
Due within one year	398,629
Due in more than one year	1,911,203
Noncurrent liabilities due in more than one year	
Net OPEB Obligation - OEGB	204,572
Net Pension Liability	14,815,889
Total Liabilities	<u>23,048,138</u>
DEFERRED INFLOWS OF RESOURCES	
Pension Related Deferrals	1,061,671
OPEB Related Deferrals - RHIA	59,384
OPEB Related Deferrals - OEGB	215,298
Total Deferred Inflows of Resources	<u>1,336,353</u>
Total Liabilities and Deferred Inflows of Resources	<u>24,384,491</u>
NET POSITION	
Net Investment in Capital Assets	12,766,348
Restricted for:	
Student Body Activities	119,628
OPEB RHIA	235,930
Special Programs	123,283
Debt Service	-
Unrestricted	<u>(12,465,954)</u>
Total Net Position	<u>\$ 779,235</u>

The accompanying notes to the basic financial statements are an integral part of this statement.

CORBETT SCHOOL DISTRICT NO. 39

MULTNOMAH COUNTY, OREGON

STATEMENT OF ACTIVITIES

For the Fiscal Year Ended June 30, 2025

	Expenses	Program Revenues			Net (Expenses), Revenues and Change in Net Position
		Charges for Services	Operating Grants and Contributions	Capital Grants and Contributions	Governmental Activities
GOVERNMENTAL ACTIVITIES					
Instruction	\$ 10,216,746	\$ 108,471	\$ 899,649	\$ -	\$ (9,208,626)
Support Services	8,006,139	-	926,625	-	(7,079,514)
Enterprise and Community Services	466,336	1,688	324,526	-	(140,122)
Interest on Long-Term Debt	144,729	-	-	-	(144,729)
Total Governmental Activities	<u>18,833,950</u>	<u>110,159</u>	<u>2,150,800</u>	<u>-</u>	<u>(16,572,990)</u>
Total Primary Government	<u>\$ 18,833,950</u>	<u>\$ 110,159</u>	<u>\$ 2,150,800</u>	<u>\$ -</u>	<u>\$ (16,572,990)</u>
TOTAL GENERAL REVENUES					
Property Taxes, Levied for General Purposes					\$ 2,121,602
Property Taxes, Levied for Debt Service					452,631
Earnings on Investments					134,160
Unrestricted State, Intermediate and Local Revenue					1,853,884
State School Fund for Education and Support Services					11,108,160
State Common School Fund					<u>77,560</u>
Subtotal - General Revenues					<u>15,747,997</u>
Change in Net Position					(824,993)
Net Position - Beginning					<u>1,604,227</u>
Net Position - Ending					<u>\$ 779,235</u>

The accompanying notes to the basic financial statements are an integral part of this statement.

CORBETT SCHOOL DISTRICT NO. 39

MULTNOMAH COUNTY, OREGON

BALANCE SHEET

GOVERNMENTAL FUNDS

June 30, 2025

	General Fund	Federal Fund	Food Service Fund	Go Bond Debt Service	Other Govern- mental Funds	Total Govern- mental Funds
ASSETS						
Cash and Cash Equivalents	\$1,628,597	\$ -	\$ -	\$ 555,634	\$ 242,912	\$2,427,143
Property Taxes Receivable	72,337	-	-	43,243	-	115,580
Accounts Receivable	30,850	137,215	36,728	-	-	204,793
Due From Other Funds	550,768	-	-	-	-	550,768
Prepaid Expenses	5,000	13,500	-	-	-	18,500
Inventory	-	-	10,527	-	-	10,527
Total Assets	2,287,552	150,715	\$ 47,255	\$ 598,877	242,912	3,327,311
LIABILITIES, DEFERRED INFLOWS OF RESOURCES AND FUND BALANCES						
LIABILITIES						
Accounts Payable	459,173	2,256	-	-	-	461,429
Payroll Liabilities	1,137,318	-	-	-	-	1,137,318
Due to Other Funds	-	240,396	296,926	-	13,446	550,768
Total Liabilities	1,596,491	242,652	296,926	-	13,446	2,149,515
DEFERRED INFLOWS OF RESOURCES						
Unavailable Revenue - Property Taxes	62,992	-	-	40,756	-	103,748
Total Deferred Inflows of Resources	62,992	-	-	40,756	-	103,748
FUND BALANCES						
Unspendable	-	-	10,527	-	-	10,527
Restricted for:						
Debt Service	-	-	-	558,121	-	558,121
Special Programs	-	-	-	-	123,283	123,283
Student Body Activities	-	-	-	-	119,628	119,628
Unassigned	628,069	(91,937)	(260,198)	-	(13,447)	262,487
Total Fund Balances	628,069	(91,937)	(249,671)	558,121	229,464	1,074,046
Total Liabilities, Deferred Inflows of Resources and Fund Balances	\$2,287,552	\$ 150,715	\$ 47,255	\$ 598,877	\$ 242,910	\$3,327,309

The accompanying notes to the basic financial statements are an integral part of this statement.

CORBETT SCHOOL DISTRICT NO. 39

MULTNOMAH COUNTY, OREGON

RECONCILIATION OF THE BALANCE SHEET
GOVERNMENTAL FUNDS TO THE STATEMENT OF NET POSITION

June 30, 2025

Total Fund Balances - Governmental Funds	\$ 1,074,046
Amounts reported for governmental activities in the Statement of Net Position are different because:	
Capital assets used in governmental activities are not financial resources and therefore are not reported in the governmental funds.	
Net Value of Capital Assets	15,460,678
Intangible Assets used in governmental activities are not financial resources and therefore are not reported in the governmental funds.	
Net Value of Intangible Assets	170,081
Property taxes receivable that will not be available to pay for current-period expenditures are deferred in the governmental funds.	
	103,748
Assets and deferred outflows are not available to pay for current period expenditures and therefore are not reported in the governmental funds:	
Unavailable assets consist of:	
Net OPEB Asset (RHIA)	235,930
The deferred outflows consist of :	
Pension Related Deferrals	6,460,859
OPEB Related Deferrals - RHIA	6,676
OPEB Related Deferrals - OEGB	52,959
Liabilities not payable in the current year and deferred inflows not realized in the current year are not reported as governmental fund liabilities.	
The liabilities consist of :	
Accrued Interest Payable	(7,228)
Leases Payable	(179,870)
Bonds Payable	(3,932,000)
Loans and Contracts Payable	(2,309,832)
Net Pension Liability	(14,815,889)
Net OPEB Obligation - OEGB	(204,572)
The deferred inflows consist of :	
Pension Related Deferrals	(1,061,671)
OPEB Related Deferrals - RHIA	(59,384)
OPEB Related Deferrals - OEGB	(215,298)
Net Position of Governmental Activities	<u>\$ 779,235</u>

The accompanying notes to the basic financial statements are an integral part of this statement.

CORBETT SCHOOL DISTRICT NO. 39

MULTNOMAH COUNTY, OREGON

STATEMENT OF REVENUES, EXPENDITURES, AND CHANGES IN FUND BALANCES

GOVERNMENTAL FUNDS

For the Fiscal Year Ended June 30, 2025

	General Fund	Federal Fund	Food Service Fund	Go Bond Debt Service	Other Govern-mental Funds	Total Govern-mental Funds
REVENUES						
Property Taxes	\$ 2,093,180	\$ -	\$ -	\$ 449,731	\$ -	\$ 2,542,911
Earnings on Investments	97,552	-	-	36,608	-	134,160
Fees and Charges	-	-	1,688	-	-	1,688
Other Local Revenue	104,296	-	-	-	-	104,296
Contributions and Donations	1,036,067	-	1,677	-	33,589	1,071,333
Intermediate Aid	919,167	-	-	-	-	919,167
State Aid	11,638,628	-	129,365	-	1,040,006	12,807,999
Federal Aid	169,546	1,022,624	154,835	-	-	1,347,005
Total Revenues	16,058,436	1,022,624	287,565	486,339	1,073,595	18,928,559
EXPENDITURES						
Current:						
Instruction	8,743,092	319,069	-	-	685,227	9,747,388
Support Services	6,486,755	696,886	-	-	368,226	7,551,867
Enterprise and Community Services	12,153	-	449,360	-	-	461,513
Capital Outlay:						
Support Services	362,428	-	-	-	-	362,428
Facilities Acquisition and Construction	32,025	-	-	-	-	32,025
Debt Service:						
Principal	1,062,976	106,827	-	373,000	-	1,542,803
Interest and Fees	88,643	5,279	-	74,399	-	168,321
Total Expenditures	16,788,072	1,128,061	449,360	447,399	1,053,453	19,866,345
Excess (Deficiency) of Revenues Over Expenditures	(729,636)	(105,437)	(161,795)	38,940	20,142	(937,786)
OTHER FINANCING SOURCES (USES)						
Interfund Transfers In	-	-	1,677	421,555	-	423,232
Interfund Transfers Out	(423,232)	-	-	-	-	(423,232)
Proceeds from Lease Financing	2,000,000	-	-	-	-	2,000,000
Total Other Financing Sources (Uses)	1,576,768	-	1,677	421,555	-	2,000,000
Net Change in Fund Balance	847,132	(105,437)	(160,118)	460,495	20,142	1,062,214
Beginning Fund Balance	(219,063)	13,500	(89,553)	97,626	209,322	11,832
Ending Fund Balance	\$ 628,069	\$ (91,937)	\$ (249,671)	\$ 558,121	\$ 229,464	\$ 1,074,046

The accompanying notes to the basic financial statements are an integral part of this statement.

CORBETT SCHOOL DISTRICT NO. 39

MULTNOMAH COUNTY, OREGON

RECONCILIATION OF THE STATEMENT OF REVENUES, EXPENDITURES, AND CHANGES IN FUND BALANCES GOVERNMENTAL FUNDS TO THE STATEMENT OF ACTIVITIES

For the Fiscal Year Ended June 30, 2025

Net Changes in Fund Balances - Total Governmental Funds	\$ 1,062,214
Amounts reported for governmental activities in the Statement of Activities are different because:	
Governmental funds report capital outlay as expenditures. However, in the Statement of Activities the cost of those assets are allocated over their estimated useful lives as depreciation expense.	
Expenditures for capitalized assets	394,453
Less current year depreciation	(657,397)
Governmental funds report right to use lease payments as expenditures. However, in the Statement of Activities right to use lease payments are separated into interest expense related to the right to use liability and as a reduction in the right to use liability. The cost of the right to use assets are allocated over their estimated useful lives as amortization expense.	
Payments allocated to the reduction of right to use liability	106,877
Current year amortization expense	(107,421)
Revenues that do not meet the measurable and available criteria are not recognized in the current year in the governmental funds. In the Statement of Activities revenues are recognized when earned.	
Property Taxes	42,784
Grants and Contributions	(829,947)
Proceeds from long-term debt are recognized as other financing sources in the governmental funds, but increases assets and liabilities in the Statement of Net Position	(2,000,000)
Repayment of short term tax anticipation notes are expenditure in the government funds, but repayment reduces the short term note liability in the Statement of Net Position.	922,843
Repayment of principal on long term debt are expenditures in the governmental funds, but the repayment reduces long-term liabilities in the Statement of Net Position.	
Retirement of principal is as follows:	
Bonds, loans and contracts	551,399
Some items reported in the statement of activities do not require the use of current financial resources and therefore are not reported as expenditures in governmental funds.	
The items consist of:	
Net (increase/decrease in accrued pension costs	(385,574)
Net (increase)/decrease in accrued interest expense	3,788
Net (increase)/decrease in accrued OPEB costs	70,986
Change in Net Position of Governmental Activities	<u>\$ (824,993)</u>

CORBETT SCHOOL DISTRICT NO. 39
MULTNOMAH COUNTY, OREGON

Notes to the Basic Financial Statements

CORBETT SCHOOL DISTRICT NO. 39

MULTNOMAH COUNTY, OREGON

NOTES TO THE BASIC FINANCIAL STATEMENTS

Corbett School District No. 39 was organized under the provisions of Oregon Statutes pursuant to ORS Chapter 332 to operate elementary and secondary schools. The District is governed by a separately elected Board of Directors who approve of the administrative officials. The daily functioning of the District is under the supervision of the Superintendent. As required by generally accepted accounting principles, all activities of the District have been included in the basic financial statements.

SUMMARY OF SIGNIFICANT ACCOUNTING POLICIES:

The basic financial statements of Corbett School District No. 39 have been prepared in conformity with accounting principles generally accepted in the United States of America as applied to government units. The Governmental Accounting Standards Board (GASB) is the accepted standard-setting body for establishing governmental accounting and financial reporting principles.

The more significant of the District's accounting policies are described below.

Reporting Entity

In determining the financial reporting entity, the Corbett School District No. 39 complies with Governmental Accounting Standards Board Statement 14 as amended, "The Financial Reporting Entity." The criteria for including organizations as component units within the District's reporting entity, include whether 1) the organization is legally separate (can sue and be sued in their name); 2) the District holds the corporate powers of the organization; 3) the District appoints a voting majority of the organization's board; 4) the District can impose its will on the organization; 5) the organization has the potential to impose a financial benefit/burden on the District; and 6) there is fiscal dependency by the organization on the District. Based on the aforementioned criteria, the Corbett School District No. 39 has no component units.

Basis of Presentation

Government-wide Statements: The statement of net position and the statement of activities display information about the District as a whole. These statements include the financial activities of the overall District with most of the inter-fund activities removed to minimize the double counting of internal activities. Governmental activities include programs supported primarily by taxes, state school support payments, grants, and other intergovernmental revenues. The District has no business-type activities that rely, to a significant extent, on fees and charges for support. The District also reports no fiduciary activities.

The statement of activities demonstrates the degree to which direct expenses of a given function are offset by program revenues. Direct expenses are those that are specifically associated with a program of function and, therefore, are identifiable to a particular function. Program revenues include (a) fees and charges paid by the recipients of goods or services offered by the programs and (b) grants and contributions that are restricted to meeting the operational or capital requirements of a particular program. Revenues that are not classified as program revenues, including all taxes, are presented as general revenues. The comparison of direct expenses with program revenues identifies the extent to which each governmental function is self-financing or draws from the general revenues of the District.

CORBETT SCHOOL DISTRICT NO. 39

MULTNOMAH COUNTY, OREGON

NOTES TO THE BASIC FINANCIAL STATEMENTS

SUMMARY OF SIGNIFICANT ACCOUNTING POLICIES - Continued

Basis of Presentation (Continued.)

Fund Financial Statements: During the fiscal year, the District segregates transactions related to school district functions or activities in separate funds to aid financial management and to demonstrate legal compliance. The fund financial statements provide information about the District's funds.

The fund financial statements provide reports on the financial condition and results of operations for governmental activities. Major individual governmental funds are reported as separate columns in the fund financial statements.

The District reports the following major governmental funds:

General Fund - The General Fund is the main operating fund of the District. All financial resources, except those required to be accounted for in another fund, are accounted for in the General Fund. This fund accounts for all general tax revenues and other receipts that are not restricted by law or contractual agreement to some other fund. General Fund expenditures are categorized by "Instruction" which is the direct teaching of students or the interaction between teacher and students. "Support Services" covers all the support activities for students, teachers, and facilities. Major activities in support services are transportation, maintenance of facilities (i.e., heating, phones, electricity, cleaning,) administration, counseling for students, and technology support.

Federal Funds – The Federal Funds account for the proceeds and expenditures of federally funded programs.

Food Service Fund - This fund accounts for the proceeds and expenditures related to the District's food service operations, including revenues received from student meals, federal and state reimbursements, and other restricted food service resources. Expenditures include costs associated with preparing and serving meals in accordance with applicable nutrition programs.

GO Bond Debt Service Fund - the GO Bond Debt Service Fund is used to manage the repayment of principal and interest in debt incurred using funds borrowed through the issuance of General Obligation bonds.

In addition, the District maintains the Student Investment Account Fund, Student Activities Fund, and Energy Projects Fund.

CORBETT SCHOOL DISTRICT NO. 39

MULTNOMAH COUNTY, OREGON

NOTES TO THE BASIC FINANCIAL STATEMENTS

SUMMARY OF SIGNIFICANT ACCOUNTING POLICIES - Continued

Measurement Focus/Basis of Accounting

Measurement focus refers to what is being measured; the basis of accounting refers to when transactions are recognized in the financial records and reported on the financial statements. The basis of accounting relates to the timing of the measurement made, regardless of the measurement focus applied.

Government-wide statements are prepared using the economic resources measurement focus and the accrual basis of accounting. The economic resources measurement focus means all assets and liabilities (whether current or non-current) are included on the statement of net position and the operating statements present increases (revenues) and decreases (expenses) in net total assets. Under the accrual basis of accounting, revenues are recognized when earned. Expenses are recognized when the liability is incurred.

Governmental fund financial statements are reported using the current financial resources measurement focus and the modified accrual basis of accounting. Under this method, revenues are recognized when they become both measurable and available. "Measurable" means the amount of the transaction can be determined and "available" means collectible within the current period or within sixty days after year end. Expenditures are recorded when the related fund liability is incurred, except for principal and interest on long-term debt which are reported when due. General capital asset acquisitions are reported as expenditures in governmental funds. Proceeds of long-term debt and acquisitions under capital leases are reported as other financing sources.

The revenues susceptible to accrual are property taxes, charges for services, interest income and intergovernmental revenues. All other governmental fund revenues are recognized when received, as they are deemed immaterial. Deferred revenues arise when potential revenue does not meet both the "measurable" and "available" criteria for recognition in the current period. In subsequent periods, when the revenue recognition is met or when the District has a legal claim to the resources, the liability for deferred revenue is removed from the balance sheet and revenue is recognized.

The District's policy is to first apply restricted resources when an expense is incurred for purposes for which both restricted and unrestricted net position is available.

Use of Estimates

The preparation of financial statements, in conformity with accounting principles generally accepted in the United States of America, requires management to make estimates and assumptions that affect the reported amount of assets and liabilities as well as disclosures of contingent assets and liabilities at the date of the financial statements and the reported amounts of revenues and expenditures during the reporting period. Actual results could differ from those estimates.

Budgeting

The District budgets all funds as required by state law. The District budgets for all funds on a modified accrual basis. The resolution authorizing appropriations for each fund sets the level by which expenditures cannot legally exceed appropriations. Total expenditures are controlled by annual appropriations at the following organizational levels: instruction, support services, community services, facilities acquisition and construction, and other expenditures. Appropriations lapse as of the fiscal year-end. A detailed budget document is required that contains more detailed information for the above-mentioned expenditure categories.

CORBETT SCHOOL DISTRICT NO. 39

MULTNOMAH COUNTY, OREGON

NOTES TO THE BASIC FINANCIAL STATEMENTS

SUMMARY OF SIGNIFICANT ACCOUNTING POLICIES - Continued

Unexpected additional resources may be added to the budget with a supplemental budget and appropriations resolution. A supplemental budget may require hearings before the public, publications in newspapers, and approval by the District Board of Directors. Original and supplemental budgets may be modified using appropriations transfers between the levels of control. Such transfers require approval by the District Board of Directors.

Cash and Investments

Cash and cash equivalents include cash on hand, checking, savings and money market accounts, and any short-term, highly liquid investments with initial maturity dates of three months or less.

The District has adopted an investment policy requiring compliance with Oregon statutes, which authorizes the District to invest in obligations of the United States, the agencies and instrumentalities of the United States and the State of Oregon, and numerous other investment instruments.

The District's investments may consist of time certificates of deposit, banker's acceptances, commercial paper, U.S. Government Agency securities, and the State of Oregon Treasurer's Local Government Investment Pool (LGIP). The District's investments are reported at fair value at year-end. Changes in the fair value of investments are recorded as investment earnings. The LGIP is stated at cost, which approximates fair value. The fair value of the LGIP is the same as the District's value in the pool shares.

The Oregon State Treasury administers the LGIP. It is an open-ended, non-load diversified portfolio offered to any agency, political subdivision, or public corporation of the State that by law is made the custodian of, or has control of, any fund. LGIP is included in the Oregon Short-Term Fund (OSTF) which was established by the State Treasurer. In seeking to best serve local governments of Oregon, the Oregon legislature established the Oregon Short-Term Fund Board. The purpose of the Board is to advise the Oregon State Treasury on the management and investment options of the LGIP.

Receivables

Amounts due from individuals, organizations or other governmental units are recorded as receivables at year-end. These amounts include charges for services rendered, or for goods and material provided by the District. All receivables are expected to be collected. Accordingly, receivables are reported at the gross amount without an allowance for uncollectible accounts.

Receivables are also recognized for property taxes and intergovernmental grants. Property taxes receivable consist of uncollected taxes levied and payable at the end of the fiscal year. All taxes are considered collectible. Consequently, no allowance for uncollectible taxes has been established. In the governmental fund financial statements, property taxes not collected within sixty days of the end of the fiscal year are reported as a deferred inflow or resources.

Intergovernmental grant reimbursement and entitlement amounts for which all eligibility requirements imposed by the provider have been met, but which were not received by the fiscal year end, are reported as accounts receivable.

CORBETT SCHOOL DISTRICT NO. 39

MULTNOMAH COUNTY, OREGON

NOTES TO THE BASIC FINANCIAL STATEMENTS

SUMMARY OF SIGNIFICANT ACCOUNTING POLICIES - Continued

Inventory

Food and supply inventories in the Food Service Fund are valued at cost determined by the FIFO method. Commodities inventory in the Food Service Fund is valued at estimated fair market value. Inventory is treated as being expended when used rather than when purchased. Inventories of non-food service supplies are not considered significant. The District records the cost of non-food service supplies as expenses and expenditures when purchased rather than when used.

Restricted Assets and Liabilities

Assets with use restricted to future bond payments and the related liability are segregated in the statements of net position.

Capital Assets

The District has established a formal system of accounting for its capital assets. Purchased or constructed capital assets are reported at cost, or estimated cost when original cost is not available. Donated capital assets are valued at their estimated fair market value on the date received. Maintenance and repairs of capital assets are not capitalized but rather are charged to expenditures in the governmental funds. The District does not possess any infrastructure. The capitalization threshold used by the District as recommended by the State of Oregon is \$5,000.

In the government-wide financial statements, all reported capital assets except for land and construction in progress are depreciated. Depreciation is computed using the straight-line method over the estimated useful lives as follows:

<u>Asset Class</u>	<u>Estimated Years of Useful Lives</u>
Buildings	20-50
Building Improvements	20-50
Land Improvements	15-25
Vehicles	10
Equipment	5-10

In the governmental fund financial statements, fixed assets are accounted for as capital outlay expenditures of the governmental fund upon acquisition. Fixed assets are not capitalized, and related depreciation is not reported in the fund's financial statements.

Compensated Absences and Accrued Liabilities:

The liability for accrued vacation benefits reported in the government-wide statements consists of unpaid, accumulated annual vacation. The early retirement liability has been calculated using the accrual method for benefit amounts due to former employees who currently are receiving early-termination benefits. Early retirement benefits are available to a limited number of employees each year.

All payables and accrued liabilities are reported on government-wide financial statements. In general, governmental fund payables and accrued liabilities that, once incurred, are paid on time and in full by current financial resources are reported as obligations of the funds.

CORBETT SCHOOL DISTRICT NO. 39

MULTNOMAH COUNTY, OREGON

NOTES TO THE BASIC FINANCIAL STATEMENTS

SUMMARY OF SIGNIFICANT ACCOUNTING POLICIES - Continued

Deferred Inflows/Outflows of Resources

In addition to assets, the statement of financial position will sometimes report a separate section for deferred outflows of resources. This separate financial statement element, deferred outflows of resources, represents a consumption of net position that applies to a future period(s) and so will not be recognized as an outflow of resources (expense/expenditure) until then. Currently, the District has only one item that qualifies for reporting in this category, deferred pension contributions.

In addition to liabilities, the statement of financial position will sometimes report a separate section for deferred inflows of resources. This separate financial statement element, deferred inflows of resources, represents an acquisition of net position that applies to a future period(s) and so will not be recognized as an inflow of resources (revenue) until that time. The District has only one type of item that qualifies for reporting in this category, deferred earnings on pension assets. In the governmental funds' balance sheet, a different category of deferred inflow of resources, delinquent property tax revenue not available, is reported. Property taxes levied and considered receivable at the end of the fiscal year, but not collected within sixty days of the end of the fiscal year are reported in this category. These amounts are recognized as an inflow of resources (revenue) in the period that the amounts become available.

Long-Term Debt

All bonds, notes, and capital lease payable are recognized in the government-wide financial statements as liabilities of the District. Amounts of the long-term debt due within the following fiscal year are included in the current liabilities section of the Statement of Net Position.

In the governmental fund financial statements, proceeds of long-term debt and acquisitions under capital leases are reported as other financing sources. Principal and interest payments on long-term debt are recorded as debt service in the expenditure section of the statement and schedules.

Equity Classifications

Government-wide Statements

Equity is classified as net position, which represents the difference between assets, liabilities, and deferred accounts. Net position is displayed in three components:

- a. Net investment in capital assets - Consists of capital assets including restricted capital assets, net of accumulated depreciation and reduced by the outstanding balances of any bonds, mortgages, notes, or other borrowing that are attributable to the acquisition, construction, or improvement of those assets.
- b. Restricted net position - Consists of net position with constraints placed on the use either by (1) external groups such as creditors, grantor, contributors, or laws or regulations of other governments; or (2) law through constitutional provisions or enabling legislation.
- c. Unrestricted net position - All other net position that do not meet the definition of "restricted" or "invested in capital assets, net of related debt."

The District's policy is to first apply restricted resources when an expense is incurred for purposes for which both restricted and unrestricted net position is available.

CORBETT SCHOOL DISTRICT NO. 39

MULTNOMAH COUNTY, OREGON

NOTES TO THE BASIC FINANCIAL STATEMENTS

SUMMARY OF SIGNIFICANT ACCOUNTING POLICIES - Continued

Equity Classifications (Continued.)

Governmental Fund Financial Statements

The governmental fund financial statements present fund balances based on classifications that comprise a hierarchy that is based primarily on the extent to which the District is bound to honor constraints on the specific purposes for which amounts in the respective governmental funds can be spent. The classifications used in the governmental fund financial statements are as follows:

- A. Nonspendable: This classification includes amounts that cannot be spent either because it is not in spendable form or because of legal or contractual constraints.
- B. Restricted: This classification includes fund balance amounts that are constrained for specific purposes that are externally imposed by creditors, grantors, contributors, or laws or regulations of other governments, or imposed by law through constitutional provisions or enabling legislation.
- C. Committed: This classification includes fund balance amounts that are constrained for specific purpose that are internally imposed by the government through resolution of the highest level of decision-making authority, the District Board, and does not lapse at year-end.
- D. Assigned: This classification includes fund balance amounts that are intended to be used for specific purposes that are neither restricted nor committed. This intent can be expressed by the District Board or through the District Board delegating this responsibility to selected staff members or through the budgetary process.
- E. Unassigned: This classification includes positive fund balance within the General Fund which has not been classified within the above-mentioned categories, and negative fund balances of other governmental funds.

The District's policy is to use restricted fund balances first, followed by committed resources, and then assigned resources, as appropriate opportunities arise but reserves the right to selectively spend unassigned resources first to defer the use of the constrained fund balances.

Property Taxes

Real and personal property taxes are attached as an enforceable lien on property as of January 1. All taxes are levied as of the lien date and are payable in three installments on November 15, February 15, and May 15. Taxes unpaid and outstanding on May 16 are considered delinquent.

Uncollected property taxes are recorded on the statement of net position. Uncollected taxes are deemed to be substantially collectible or recoverable through liens; therefore, no allowance for uncollectable taxes has been established. All property taxes receivable is due from property owners within the District.

CORBETT SCHOOL DISTRICT NO. 39

MULTNOMAH COUNTY, OREGON

NOTES TO THE BASIC FINANCIAL STATEMENTS

SUMMARY OF SIGNIFICANT ACCOUNTING POLICIES - Continued

Interfund Transactions

Transactions that constitute reimbursements to a fund for expenditures initially made from it that are properly applicable to another fund are recorded as expenditures in the reimbursing fund and as reductions of expenditures in the fund that is reimbursed. All other interfund transactions are reported as transfers in the fund financial statements. For the Statement of Activities, all interfund transfers between individual governmental funds have been eliminated.

Pensions

For purposes of measuring the net pension liability, deferred outflows of resources and deferred inflows of resources related to pensions, and pension expense, information about the fiduciary net position of the Oregon Public Employees Retirement Fund (OPERF) and the Oregon Public Service Retirement Plan (OPSRP) and additions to/deductions from OPERF's and OPSRP's fiduciary net position have been determined on the same basis as they are reported by PERS. For this purpose, benefit payments (including refunds of employee contributions) are recognized when due and payable in accordance with the benefit terms. Investments are reported at fair value.

CORBETT SCHOOL DISTRICT NO. 39

MULTNOMAH COUNTY, OREGON

NOTES TO THE BASIC FINANCIAL STATEMENTS

CASH AND INVESTMENTS:

For a discussion of deposit and investment policies and other related information, see the Cash and Investments note under the Summary of Significant Accounting Policies.

The District follows the practice of aggregating the cash assets of various funds to maximize cash management efficiency and returns. Various restrictions on deposits and investments are imposed by state statutes. These restrictions are summarized in the Cash and Investments note under the Summary of Significant Accounting Policies.

Investments, including amounts held in pool cash and investments, are stated at fair value. In accordance with Governmental Accounting Standards Board (GASB) Statement No. 31, Accounting and Financial Reporting for Certain Investments and External Investment Pools, investments with a remaining maturity of more than one year at the time of purchase are stated at fair value. Fair value is determined at the quoted market prices, if available; otherwise, the fair value is estimated based on the amount at which the investment could be exchanged in a current transaction between willing parties, other than a forced liquidation sale. Investments in the State of Oregon Local Government Investment Pool (LGIP) are stated at fair value.

Deposits - All cash is deposited in compliance with Oregon statutes. The insurance and collateral requirements for deposits are established by banking regulations and Oregon law. FDIC insurance of \$250,000 applies to the deposits in each depository. ORS 295 governs the collateralization of Oregon public funds and provides the statutory requirements for the Oregon Public Funds Collateralization Program (PFCP). Where balances continually exceed \$250,000, ORS 295 requires the depositor to verify that deposit accounts are only maintained at financial institutions on the list of qualified depositories found on the state treasurer's website.

Custodial Credit Risk for Deposits - Custodial credit risk for deposits exists when, in the event of a depository failure, the District's deposits may not be returned to it. The District does not have a deposit policy for custodial credit risk.

As of June 30, 2025, the reported amount of the District's deposits was \$823,255, the bank balance was \$1,795,497. Of the bank balance, the entire amount was insured by the FDIC or covered by the collateral held in a multiple financial institutions collateral pool administered by the Oregon State Treasurer.

As of June 30, 2025, there is a \$289,860 in total checking bank accounts between general ledger and the bank reconciliations, with General Ledger reporting less cash than indicated by the reconciliation.

Investments - Oregon statutes authorize the District to invest in obligations of the U.S. Treasury and U.S. agencies, banker's acceptances, repurchase agreements, commercial paper rated A-1 by Standard & Poor's Corporation or P-1 by Moody's Commercial Paper Record, and the Local Governmental Investment Pool. The District has no credit risk policy or investment policy that would further limit its investment choices.

Credit Risk - Credit risk exists when there is a possibility the issuer or other counterparty to an investment may be unable to fulfill its obligations. As of June 30, 2025, the District's investment in the Oregon State Treasurer's Local Government Investment Pool (LGIP) was unrated.

CORBETT SCHOOL DISTRICT NO. 39

MULTNOMAH COUNTY, OREGON

NOTES TO THE BASIC FINANCIAL STATEMENTS

CASH AND INVESTMENTS - Continued

On June 30, 2025, the District's investments in financial institutions are as follows:

<u>Type of Investment</u>	<u>Fair Value</u>	<u>Credit Rating</u>
Oregon State Treasurer's Local Government Investment Pool (LGIP)	\$ 1,314,028	N/A
Total Investments	<u>\$ 1,314,028</u>	

Concentration of Credit Risk - An increased risk of loss occurs as more investments are acquired from one issuer. This results in a *concentration of credit risk*. The District places no limit on the amount that may be invested in any one issuer. More than 5 percent of the District's investments are in the Oregon State Treasurer's Local Government Investment Pool (LGIP). This investment is 100% of the District's total investment.

CORBETT SCHOOL DISTRICT NO. 39

MULTNOMAH COUNTY, OREGON

NOTES TO THE BASIC FINANCIAL STATEMENTS

CAPITAL ASSETS AND INTANGIBLE ASSETS:

The following is a summary of capital and intangible asset activity for the fiscal year ended June 30, 2025:

<u>Governmental Activities</u>	<u>Beginning Balances July 1, 2024</u>	<u>Additions</u>	<u>Deletions</u>	<u>Ending Balances June 30, 2025</u>
Assets Not Being Depreciated:				
Land	\$ 598,785	\$ -	\$ -	\$ 598,785
Construction in Progress	-	-	-	-
Total Assets Not Being Depreciated	<u>598,785</u>	<u>-</u>	<u>-</u>	<u>598,785</u>
Assets Being Depreciated:				
Land Improvement	-	-	-	-
Building and Building Improvement	20,484,218	32,025	-	20,516,243
Machinery and Equipment	2,538,313	362,428	-	2,900,742
Total Depreciable Assets	<u>23,022,532</u>	<u>394,453</u>	<u>-</u>	<u>23,416,985</u>
Less Accumulated Depreciation:				
Building and Building Improvement	6,621,419	516,647	-	7,280,436
Machinery and Equipment	1,276,276	140,750	-	1,431,968
Subscription Asset	-	-	-	-
Total Accumulated Depreciation	<u>7,897,695</u>	<u>657,397</u>	<u>-</u>	<u>8,712,404</u>
Capital Assets Being Depreciated, Net	<u>15,124,837</u>	<u>(262,943)</u>	<u>-</u>	<u>23,416,985</u>
Total Governmental Activities - Net Value of Capital Assets	<u>\$ 15,723,621</u>	<u>\$ (262,943)</u>	<u>\$ -</u>	<u>\$ 24,015,770</u>

Depreciation Expense was Charged to Governmental Functions as Follows:

Instruction	\$ 270,186
Support Services	<u>387,211</u>
Total Depreciation Expense	<u>\$ 657,397</u>

	<u>Beginning Balances July 1, 2024</u>	<u>Additions</u>	<u>Deletions</u>	<u>Ending Balances June 30, 2025</u>
Intangible Assets being Amortized:				
Right to Use Assets	\$ 429,682	\$ -		\$ 429,682
Less: Accumulated Amortization	<u>(152,180)</u>	<u>(107,421)</u>	<u>-</u>	<u>(259,601)</u>
Net Value of Intangible Assets	<u>\$ 277,502</u>	<u>\$ (107,421)</u>	<u>\$ -</u>	<u>\$ 170,081</u>

Amortization Expense was Charged to Governmental Functions as Follows:

Instruction	<u>\$ 107,421</u>
Total Amortization Expense	<u>\$ 107,421</u>

CORBETT SCHOOL DISTRICT NO. 39

MULTNOMAH COUNTY, OREGON

NOTES TO THE BASIC FINANCIAL STATEMENTS

LONG-TERM LIABILITIES OTHER THAN OPEB AND PENSIONS:

A summary of debt transactions for the year ended June 30, 2025, is as follows:

Leases Payable

For the year ended June 30, 2025, the financial statements include the adoption of GASB Statement No. 87, Leases. The primary objective of this statement is to enhance the relevance and consistency of information about governments' leasing activities. This statement establishes a single model for lease accounting based on the principle that leases are financings of the right to use an underlying asset. Under this Statement, a lessee is required to recognize a lease liability and an intangible right-to-use lease asset, and a lessor is required to recognize a lease receivable and a deferred inflow of resources. For additional information, refer to the disclosure below.

On February 1, 2023, Corbett School District entered into a 48-month lease as Lessee for the right of use of the Corbett Commons office space. An initial lease liability was recorded for \$420,683. As of June 30, 2025, the amount of the lease liability is \$286,747. Corbett School District is required to make variable monthly payments of \$9,000-9,934. The lease has an imputed interest rate of 2.275%. The estimated useful life was 48 months as of the contract commencement. The value of the right to use asset as of June 30, 2025, is \$429,683 with accumulated amortization of \$107,421 as reflected in the capital assets table found above.

Governmental Activities:

	Beginning Balance <u>July 1, 2024</u>	<u>Additions</u>	<u>Reductions</u>	Ending Balance <u>June 30, 2025</u>
Corbett Commons Lease	<u>\$ 286,747</u>	<u>\$ -</u>	<u>\$ 106,877</u>	<u>\$ 179,870</u>

Principal and Interest Requirements to Maturity:

	<u>Fiscal Year Ended June 30,</u>	<u>Principal Payments</u>	<u>Interest Payments</u>	<u>Total Payments</u>
	2026	<u>67,699</u>	<u>387</u>	<u>\$ 68,086</u>
Totals		<u>\$ 67,699</u>	<u>\$ 387</u>	<u>\$ 68,086</u>

Bonds Payable

2012B OSBA FlexFund (QSCB) - On February 7, 2012, the District entered into a financing agreement as part of the Oregon School Board Association's FlexFund Program to accept \$1,000,000 of Qualified School Construction Bonds (QSCB) proceeds from the Bank of New York Mellon Trust Company, NA. The proceeds were to remodel the Springdale School. While the agreement has an interest rate of 4.625%, the QSCBs allow the District to be eligible to receive subsidy payments to offset the related interest payments. In addition to interest payments, payable semi-annually on December 30 and June 30, the agreement requires the District to deposit amounts into a trust account every June 30 to make the principal payment at June 30, 2030 maturity. The deposits, held at the Bank of New York Mellon Trust Company, NA, had a fair value of \$650,211 at June 30, 2025 and are restricted to retire the debt.

CORBETT SCHOOL DISTRICT NO. 39

MULTNOMAH COUNTY, OREGON

NOTES TO THE BASIC FINANCIAL STATEMENTS

LONG-TERM DEBT - Continued

2012C OSBA FlexFund - On October 30, 2012, the District entered into a financing agreement as part of the Oregon School Board Association's FlexFund Program to accept \$650,000 of bond proceeds from the Bank of New York Mellon Trust Company, NA at interest rates between 0.50% and 4.00%. The proceeds were to remodel the Springdale School.

2021 GO Bond - On April 15, 2021, the District entered into a financing agreement with BciCapital, Inc. to issue a direct placement general obligation bond for \$4,000,000 with an interest rate of 1.68%. The proceeds are to be used to construct, renovate, improve, furnish, and equip the District's facilities and site improvements and refinance other long-term debt.

Notes and Contracts Payable

2011 SELP Loan - On November 4, 2011, the District entered into a loan agreement with the State of Oregon Department of Energy through their Small-Scale Local Energy Loan Program (SELP) for \$583,136 with an interest rate of 3.50%. The proceeds from the loan are to make energy efficient updates throughout the District.

2019 Santander Financing - In March 2019, the District entered into an agreement with Santander Bank to finance the purchase of one 2019 Bluebird Bus, which serves as collateral for the debt, in the amount of \$111,354 with an interest rate of 3.75%.

2020 Santander Financing 1 - In March 2020, the District entered into an agreement with Santander Bank to finance the purchase of one 2021 Bluebird Bus, which serves as collateral for the debt, in the amount of \$111,694 with an interest rate of 2.68%.

2020 Santander Financing 2 - In December 2020, the District entered into an agreement with Santander Bank to finance the purchase of one 2022 Bluebird Bus, which serves as collateral for the debt, in the amount of \$128,290 with an interest rate of 2.44%.

2022 Santander Financing - In December 2021, the District entered into an agreement with Santander Bank to finance the purchase of one 2023 Bluebird Bus, which serves as collateral for the debt, in the amount of \$129,898 with an interest rate of 2.58%.

2023 Santander Financing-In May 2023, The District entered into an agreement with Santander Bank to finance the purchase of one 2023 Bluebird Bus, which serves as collateral for the debt, in the amount of \$171,668 with an interest rate of 2.58%.

MESD Agreement - Emergency Aid Loan-Multnomah Education Service District (MESD) issued an Emergency Aid loan to Corbett SD through an Intergovernmental Agreement executed on December 11, 2024. The principal amount of the loan is not to exceed \$2 million, with disbursements received during 24-2025 fiscal year. Annual interest rate for this loan is set at 2%. First interest payment for this loan is due on June 30, 2025, with only interest due for 24-2025 fiscal year. Principal payments for this loan will begin on June 30, 2026, and the district will make eight annual payments of \$250,000 (or remaining balance, whichever is less) and the interest accrued on the outstanding balance to MESD until the Emergency Loan is fully repaid. MESD will deduct the amount owed annually from Corbett's allocation of funds distributed through MESD (e.g. transit funds), prior to distributing any remaining funds to Corbett. Should Corbett SD withdraw from MESD at any point during repayment period, then Corbett & MESD will amend this agreement to provide for direct payment of the funds from Corbett to MESD. Repayment of the loan is due in full by June 30, 2033.

CORBETT SCHOOL DISTRICT NO. 39

MULTNOMAH COUNTY, OREGON

NOTES TO THE BASIC FINANCIAL STATEMENTS

LONG-TERM DEBT - Continued

The following is a schedule of transactions during the year:

	Beginning Balance	Additions	Principal Paid	Interest Paid	Ending Balance	Due Within One Year
Bonds Payable						
2012B OSBA FlexFund (QSCB)	\$ 1,000,000	\$ -	\$ -	\$ 46,250	\$ 1,000,000	\$ -
2012C OSBA FlexFund	305,000	-	35,000	11,500	270,000	35,000
2021 GO Bond	3,035,000	-	373,000	49,999	2,662,000	392,000
Total Bonds Payable	4,340,000	-	408,000	107,749	3,932,000	427,000
Loans and Contracts Payable						
2011 SELP Loan	130,005	-	46,197	3,819	83,808	47,841
2019 Santander Financing	33,885	-	16,630	1,271	17,255	17,255
2020 Santander Financing 1	33,237	-	16,399	890	16,838	16,838
2020 Santander Financing 2	46,516	-	15,134	1,135	31,382	15,503
2022 Santander Financing	75,372	-	18,107	1,942	57,265	18,574
2023 Santander Financing	134,216	-	30,932	7,315	103,284	32,618
Total Loans and Contracts Payable	453,231	2,000,000	143,399	35,539	2,309,832	398,629
Total Long-Term Debt	\$ 4,793,231	\$ 2,000,000	\$ 551,399	\$ 143,288	\$ 6,241,832	\$ 825,629

The future debt service requirements on the above debt are as follows:

Bonds Payable:

Due Fiscal Year Ending June 30,	Principal	Interest	Total
2026	\$ 427,000	\$ 101,497	\$ 528,497
2027	447,000	93,686	540,686
2028	467,000	85,539	552,539
2029	493,000	77,056	570,056
2030	1,515,000	67,846	1,582,846
2031 - 2035	583,000	13,566	596,566
Total	<u>\$ 3,932,000</u>	<u>\$ 439,190</u>	<u>\$4,371,190</u>

Loans and Contracts Payable:

Due Fiscal Year Ending June 30,	Principal	Interest	Total
2026	\$ 398,629	\$ 45,513	\$ 444,142
2027	355,295	36,905	392,200
2028	305,908	30,509	336,417
2029	250,000	25,000	275,000
2030	250,000	20,000	270,000
Total	<u>\$ 2,309,832</u>	<u>\$ 187,927</u>	<u>\$2,497,759</u>

The District has no unused lines of credit. The District has pledged certain assets as collateral for their debt.

For further details on debt service, see the 'Schedule of Long-Term Debt Transactions' in the Other Information section of this report.

CORBETT SCHOOL DISTRICT NO. 39

MULTNOMAH COUNTY, OREGON

NOTES TO THE BASIC FINANCIAL STATEMENTS

PENSION PLAN:

Corbett School District No. 39 offers various retirement plans to qualified employees as described below.

Cost-sharing Multiple-employer Defined Benefit Pension Plan - The Oregon Public Employees Retirement System (PERS)

Name of Pension Plan

Corbett School District No. 39 participates with other state agencies in the Oregon Public Employees Retirement System (OPERS) which is a cost-sharing multiple-employer defined benefit pension plan.

Organization

OPERS administers a cost-sharing, multiple-employer defined benefit pension plan (Plan) for units of state government, political subdivisions (including community colleges and school districts), and public universities. The Plan contains multiple actuarial pools. Plan assets may be used to pay the benefits of the employees of any employer that provides pensions through the Plan. As of June 30, 2024, there were 904 participating employers and more than 415,000 active, inactive, and retired members and beneficiaries.

OPERS is administered in accordance with Oregon Revised Statutes (ORS) Chapter 238, Chapter 238A, and Internal Revenue Code Section 401(a). The Oregon Legislature has delegated authority to the Oregon Public Employees Retirement Board (OPERB) to administer and manage the System. All members of the Board are appointed by the governor and confirmed by the State Senate. Oregon PERS produces an independently audited comprehensive annual financial report (ACFR) for the funds administered by OPERB. The OPERS ACFR can be found at:

<https://www.oregon.gov/pers/Documents/Financials/ACFR/2024-ACFR.pdf>

Plan Membership

The 1995 Legislature enacted Chapter 654, Section 3, Oregon Laws 1995, which has been codified into ORS 238.435. This legislation created a second tier of benefits for those who established membership on or after January 1, 1996. The second tier does not have the Tier One assumed earnings rate guarantee and has a higher normal retirement age of 60, compared to age 58 for Tier One.

As of June 30, 2024, Tier One was comprised of 7,928 active plan members, 127,957 retired plan members or their beneficiaries currently receiving benefits, and 6,927 inactive plan members entitled to but not yet receiving benefits for a total of 142,812 members. For Tier Two, as of June 30, 2024, there were 23,549 active plan members, 24,248 retired plan members or their beneficiaries currently receiving benefits, and 12,332 inactive plan members entitled to but not yet receiving benefits for a total of 60,129.

The 2003 Legislature enacted House Bill 2021, codified as ORS 238A, which created the Oregon Public Service Retirement Plan (OPSRP). OPSRP consists of the Pension Program and the Individual Account Program. Membership for the OPSRP Pension Program includes public employees hired on or after August 29, 2003. OPSRP is part of PERS and is administered by the Board. The PERS Board is directed to adopt any rules necessary to administer OPSRP, and such rules are to be considered part of the plan for IRS purposes.

As of June 30, 2024, there were 163,367 active OPSRP Pension plan members, 13,931 retired plan members or their beneficiaries currently receiving benefits, 10,596 inactive plan members entitled to but not yet receiving benefits, and 24,658 inactive plan members not eligible for refund or retirement for a total of 212,552 OPSRP Pension Program members.

CORBETT SCHOOL DISTRICT NO. 39

MULTNOMAH COUNTY, OREGON

NOTES TO THE BASIC FINANCIAL STATEMENTS

PENSION PLAN (Cont.):

Plan Benefits

1. OPERS Pension (Chapter 238) – Tier One/Tier Two

a. Pension Benefits

The PERS retirement allowance is payable monthly for life. Members may select from 13 retirement benefit options that are actuarially equivalent to the base benefit.

These options include survivorship benefits and lump-sum refunds. The basic benefit is most commonly based on years of service and final average salary. A percentage (2.0% for Police and Fire employees, 1.67% for General Service employees) is multiplied by the number of years of service and the final average salary. Benefits may also be calculated under a formula plus annuity (for members who were contributing before August 21, 1981) or a money match computation if a greater benefit results. Monthly payments must be a minimum of \$200 per month or the member will receive a lump-sum payment of the actuarial equivalent of benefits to which they are entitled.

Under Senate Bill (SB) 1049, passed during the 2019 legislative session, the salary included in the determination of final average salary is limited for all members beginning in 2021. The limit was equal to \$232,976 as of January 1, 2024, and it is indexed with inflation every year.

A member is considered vested and will be eligible at minimum retirement age for a service retirement allowance if they have contributions in each of five calendar years or have reached at least 50 years of age before ceasing employment with a participating employer (age 45 for Police and Fire members). General Service employees may retire after reaching age 55. Police and Fire members are eligible after reaching age 50. Tier One General Service employee benefits are reduced if retirement occurs prior to age 58 with fewer than 30 years of service. Police and Fire member benefits are reduced if retirement occurs prior to age 55 with fewer than 25 years of service. Tier Two members are eligible for full benefits at age 60. The plans are closed to new members hired on or after August 29, 2003.

b. Death Benefits

Upon the death of a nonretired member, the beneficiary receives a lump-sum refund of the member's account balance (accumulated contributions and interest). In addition, the beneficiary receives a lump-sum payment from employer funds equal to the account balance, provided one or more of the following conditions are met:

- The member was employed by a PERS employer at the time of death.
- The member died within 120 days after termination of PERS-covered employment.
- The member died as a result of an injury sustained while employed in a PERS-covered job.
- The member was on an official leave of absence from a PERS-covered job at the time of death.

A member's beneficiary may choose a monthly payment for life instead of the lump-sum or a combination of lumpsum and monthly payments, if eligible. The monthly payment must be a minimum of \$200 per month for deaths that occur after July 30, 2003.

In 2019 the Legislature introduced an Optional Spouse Death Benefit (OSDB) that may provide a higher survivor benefit than the standard pre-retirement death benefit described above. To be eligible for the OSDB, the member must have died before retiring, named their spouse or other person who is constitutionally required to be treated in the same manner as the spouse as their pre-retirement beneficiary, and met the following conditions:

- Member's date of death must be on or after January 1, 2020.
- Member's account must be eligible for the employer-matching death benefit (as described above).
- Member must have a surviving spouse.
- The surviving spouse must be the member's sole beneficiary as determined by a valid Tier One/Tier Two Preretirement Beneficiary Designation form on file with PERS.

CORBETT SCHOOL DISTRICT NO. 39

MULTNOMAH COUNTY, OREGON

NOTES TO THE BASIC FINANCIAL STATEMENTS

PENSION PLAN (Cont.):

As of January 1, 2024, the Legislature modified the rules such that, in order to be eligible for the Optional Spouse Death Benefit, a surviving spouse must make a written election no later than 60 days after the date of the estimate that PERS provides to a member's spouse. For members who die before their earliest retirement date, the OSDB is the actuarial equivalent of 50% of the service retirement that would have been paid to the member, calculated as if the member became inactive on their date of death and retired at their earliest retirement date. For members who die after their earliest retirement date but before normal retirement age, the OSDB is the actuarial equivalent of the service retirement that would have been paid to the member calculated as if they retired on the first day of the month following their death. For members who die after their normal retirement age, the OSDB is the actuarial equivalent of the benefit that would have been paid to the member, calculated as if the member retired on the first day of the month following their date of death.

The surviving spouse or other person may elect to delay payment of the death benefit, but payment must commence no later than December 31 of the calendar year in which the member would have reached the age of their federally required minimum distribution.

c. Disability Benefits

A member with 10 or more years of creditable service who becomes disabled from other than duty-connected causes may receive a non-duty disability benefit. A disability resulting from a job-incurred injury or illness qualifies a member (including PERS judge members) for disability benefits regardless of the length of PERS-covered service. Upon qualifying for either a non-duty or duty disability, service time for General Service members is computed to age 58 (55 for Police and Fire members) when determining the monthly benefit.

d. Benefit Changes After Retirement

Members may choose to continue participation in their variable account after retiring and may experience annual benefit fluctuations caused by changes in the fair value of the underlying global equity investments of that account. Under ORS 238.360, monthly benefits are adjusted annually through cost-of-living adjustments (COLA), starting with the monthly benefits received or entitled to be received on August 1. The COLA is capped at 2.0%.

2. OPSRP Pension Program

a. Pension Benefits

This portion of OPSRP provides a life pension funded primarily by employer contributions and earnings. Benefits are calculated with the following formula for members who attain normal retirement age.

General Service: 1.5% multiplied by the number of years of service and the final average salary. Normal retirement age for General Service members is age 65 or age 58 with 30 years of retirement credit.

Under Senate Bill 1049, passed during the 2019 legislative session, the salary included in the determination of final average salary is limited for all members beginning in 2020. The limit was equal to \$232,976 as of January 1, 2024, and is indexed with inflation every year.

A member of the pension program becomes vested on the earliest of the following dates: the date the member completes 600 hours of service in each of five calendar years - the date the member reaches normal retirement age, or, if the pension program is terminated, the date on which termination becomes effective.

CORBETT SCHOOL DISTRICT NO. 39

MULTNOMAH COUNTY, OREGON

NOTES TO THE BASIC FINANCIAL STATEMENTS

PENSION PLAN (Cont.):

b. Death Benefits

Upon the death of a nonretired member, the spouse or other person who is constitutionally required to be treated in the same manner as the spouse receives for life 50% of the pension that would otherwise have been paid to the deceased member. The surviving spouse or other person may elect to delay payment of the death benefit, but payment must commence no later than December 31 of the calendar year in which the member would have reached the age of their federally required minimum distribution.

c. Disability Benefits

A member who has accrued 10 or more years of retirement credits before the member becomes disabled or a member who becomes disabled from a job-related injury may receive a disability benefit of 45% of the member's salary determined as of the last full month of employment before the disability occurred. Disability benefits continue until the member is no longer disabled or otherwise no longer qualifies for benefits, reaches normal retirement age, or dies.

d. Benefit Changes After Retirement

Under ORS 238A.210, monthly benefits are adjusted annually through cost-of-living adjustments (COLA), starting with the monthly benefits received or entitled to be received on August 1. The COLA is capped at 2.0%.

3. Individual Account Program (IAP)

a. Benefit Terms

The IAP is an individual account-based program under the PERS tax-qualified governmental plan as defined under ORS 238A.400. An IAP member becomes vested on the date the employee account is established.

Employers have the option to make employer contributions for a member under ORS 238A.340. Contributions for these accounts are deposited into a separate employer-funded account. The member becomes vested in this optional employer-funded account on the earliest of the following dates: the date the member completes 600 hours of service in each of five calendar years, the date the member reaches normal retirement age, the date the IAP is terminated, the date the active member becomes disabled, or the date the active member dies. The accounts fall under Internal Revenue Code Section 414(k).

Upon retirement, a member of the IAP may receive the amounts in his or her employee account, rollover account, and vested employer-funded account as a lump-sum payment or in equal installments over a 5-, 10-, 15-, or 20-year period or an anticipated life-span option. Installment amounts vary with market returns as the account remains invested while in distribution. When chosen, the distribution option must result in a \$200 minimum distribution amount, or the frequency of the installments will be adjusted to reach that minimum.

b. Death Benefits

Upon the death of a nonretired member, the beneficiary receives in a lump sum the member's account balance, rollover account balance, and vested employer optional contribution account balance. If a retired member dies before the installment payments are completed, the beneficiary may receive the remaining installment payments or choose a lump-sum payment.

c. Recordkeeping

PERS contracts with Voya Financial to maintain IAP participant records.

CORBETT SCHOOL DISTRICT NO. 39

MULTNOMAH COUNTY, OREGON

NOTES TO THE BASIC FINANCIAL STATEMENTS

PENSION PLAN (Cont.):

4. Postemployment Healthcare Benefits

ORS 238.420 established the Retirement Health Insurance Account (RHIA) and authorizes a payment of up to \$60 from RHIA toward the monthly cost of health insurance for eligible PERS members. RHIA is a cost-sharing, multiple-employer OPEB plan for 904 participating employers. The plan was closed to new entrants hired on or after August 29, 2003.

To be eligible to receive this monthly payment toward the premium costs, the member must: (1) have eight years or more of qualifying service in PERS at the time of retirement or receive a disability allowance as if the member had eight years or more of creditable service in PERS, (2) receive both Medicare Parts A and B coverage, and (3) enroll in a PERS-sponsored health plan.

A surviving spouse or dependent of a deceased PERS retiree who was eligible to receive the subsidy is eligible to receive the subsidy if he or she (1) is receiving a retirement benefit or allowance from PERS or (2) was insured at the time the member died and the member retired before May 1, 1991.

For the fiscal year ended June 30, 2024, PERS employers contributed 0.04% of PERS-covered salaries for Tier One and Tier Two members to fund the normal cost portion of RHIA benefits. A (0.04)% unfunded actuarial liability (UAL) rate was assigned for the RHIA program as it was funded over 100% as of December 31, 2021. Consequently, PERS employers had an effective contribution rate of 0.00% for the RHIA program. Typically, PERS employers contribute an actuarially determined percent of all PERS-covered salaries to amortize the unfunded actuarial accrued liability over a fixed period with new unfunded actuarial accrued liabilities being amortized over 10 years. These rates were based on the December 31, 2021, actuarial valuation.

Contributions

Description of Funding and Contributions for PERS Benefit Plans

OPERS' funding policy provides for periodic member and employer contributions at rates established by the PERS Board, subject to limits set in statute. The rates established for member and employer contributions were approved based on the recommendations of the System's third-party actuary.

Member Contributions

Beginning January 1, 2004, all member contributions, except for contributions by judge members, were placed in the OPSRP Individual Account Program (IAP). Prior to that date, all member contributions were credited to the Defined Benefit Pension Plan. Member contributions are set by statute at 6.0 salary and are remitted by participating employers. The contributions are either deducted from member salaries or paid by the employers on the members' behalf.

The Member Reserve represents accumulated member contributions and earnings allocations made prior to January 1, 2004, and subsequent earnings allocations less refunds and amounts transferred to reserves for retirements and disabilities (ORS 238.515). The IAP member accounts represent member contributions made on or after January 1, 2004, plus earnings allocations less disbursements for refunds, death benefits, and retirements.

Starting July 1, 2020, Senate Bill 1049 (2019) required a portion of member contributions to their IAP accounts to be redirected to the Defined Benefit fund. In 2024, if the member earns more than \$3,688 per month, 0.75% (if OPSRP member) or 2.5% (if Tier One/Tier Two member) of the member's contributions that were previously contributed to the member's IAP now fund the member's Employee Pension Stability Accounts (EPSA). The EPSA accounts will be used to fund the cost of future pension benefits without changing those benefits, which means reduced contributions to the member's IAP account. Members may elect to make voluntary IAP contributions equal to the amount redirected.

CORBETT SCHOOL DISTRICT NO. 39

MULTNOMAH COUNTY, OREGON

NOTES TO THE BASIC FINANCIAL STATEMENTS

PENSION PLAN (Cont.):

a. Employee Pension Stability Accounts (EPSA)

EPSA was created by the Oregon Legislature through Senate Bill 1049 (2019) to address the increasing cost of funding pension benefits. EPSA's function is to help pay for part of an applicable member's lifetime monthly pension benefit when they retire.

EPSA rules apply to most PERS members, but the EPSA redirect is only triggered when the member's gross pay in a month exceeds the monthly salary threshold, which is tied to the annual Consumer Price Index (All Urban Consumers, West Region). EPSA accounts are credited with investment earnings and losses annually and have no guaranteed rate of return.

b. Target-Date Funds

The Oregon Investment Council, responsible for all PERS fund investments, approved the transition to a target-date fund (TDF) investment methodology for all IAP accounts beginning January 1, 2018. This change in investment methodology reflects an investment best practice that will better protect participants from potential losses as they approach and enter retirement by gradually reducing investment risk as participants age.

Effective January 1, 2021, Senate Bill 1049 (2019) allowed members to elect investment of their IAP account in a TDF other than the default TDF based on their year of birth. PERS now provides members the opportunity to make elections once a year during the month of September, with the change effective the following calendar year.

Employer Contributions

PERS funding policy provides for monthly employer contributions at actuarially determined rates. These contributions, expressed as a percentage of covered payroll, are intended to accumulate sufficient assets to pay benefits when due. This funding policy applies to the PERS Defined Benefit Plan and OPEB plans. Employer contribution rates during fiscal year 2024 were based on the December 31, 2021, actuarial valuation, which became effective July 1, 2023. The state of Oregon and certain schools, community colleges, public universities, and political subdivisions have made supplemental unfunded actuarial liability payments, and their rates have been reduced.

a. PERS Defined Benefit Plan (ORS 238)

Effective July 1, 2023, the contribution rate for state agencies was 28.88%, the State and Local Government Rate Pool was 29.03%, the School Districts Pool was 28.58%, and the judiciary was 29.01% of PERS-covered salaries. Political subdivisions that have not joined the State and Local Government Rate Pool had an average pension contribution rate of 29.81%.

b. OPSRP Pension Program (ORS 238A)

All PERS-participating employers with OPSRP Pension Program members are actuarially pooled and share the same contribution rate. The OPSRP Pension Program employer rates effective July 1, 2023, through June 30, 2025, are 11.58% of covered salaries for General Service employees and 16.37% of covered salaries for Police and Fire employees. These rates increased from 10.33% of covered salaries for General Service and 14.69% of covered salaries for Police and Fire employees for the period July 1, 2021, through June 30, 2023. Each of these rates includes a component related to disability benefits for General Service and Police and Fire members.

Effective January 1, 2021, Senate Bill 1049 (2019) requires employers to pay contributions on reemployed PERS retirees' salaries as if they were active members, excluding IAP (6%) contributions. Reemployed retirees do not accrue additional benefits while they work after retirement.

CORBETT SCHOOL DISTRICT NO. 39

MULTNOMAH COUNTY, OREGON

NOTES TO THE BASIC FINANCIAL STATEMENTS

PENSION PLAN (Cont.):

District Employer Contributions

The contribution rate for every employer has at least two major components; Normal Cost Rate and Unfunded Actuarial Liability (UAL) Rate.

The District's employer required contributions for the year ended June 30, 2025 were \$2,431,887 for Defined Benefits and IAP excluding amounts to fund employer specific liabilities.

The contribution rates in effect for the period July 1, 2023 to June 30, 2025 were: Tier1/Tier2 – 27.87 % and OPSRP General Service – 25.03%.

District Member Contributions

Beginning January 1, 2004, all member contributions, except for contributions by judge members, were placed in the OPSRP Individual Account Program (IAP). Prior to that date, all member contributions were credited to the Defined Benefit Pension Plan. Member contributions are set by statute at 6.0 salary and are remitted by participating employers. The contributions are either deducted from member salaries or paid by the employers on the members' behalf.

During FY 2024-2025 approximately \$70,069 in employee IAP contributions were paid or picked up by the district.

Pension Plan ACFR

Oregon PERS produces an independently audited ACFR which can be found at:
<https://www.oregon.gov/pers/Documents/Financials/ACFR/2024-ACFR.pdf>

Actuarial Valuations

The employer contribution rates effective July 1, 2023, through June 30, 2025, were set using the Entry Age Normal actuarial cost method.

For the Tier One/Tier Two component of the OPERS Defined Benefit Plan, this method produced an employer contribution rate consisting of (1) an amount for normal cost (the estimated amount necessary to finance benefits earned by the employees during the current service year), (2) an amount for the amortization of unfunded actuarial accrued liabilities, which are being amortized over a fixed period with new unfunded actuarial accrued liabilities being amortized over 20 years by ongoing Board policy. However, upon passage of Senate Bill 1049, the Legislature directed the PERS Board to enact a one-time re-amortization of Tier 1/Tier 2 UAL over 22 years. This means that, effective with the December 31, 2022 rate-setting valuation, the entire unamortized Tier 1/Tier 2 UAL for each rate pool and independent employer will be re-amortized over a 22 year period as a level percentage of projected future payroll.

For the OPSRP Pension Program component of the OPERS Defined Benefit Plan, this method produced an employer contribution rate consisting of (a) an amount for normal cost (the estimated amount necessary to finance benefits earned by the employees during the current service year), (b) an amount for the amortization of unfunded actuarial accrued liabilities, which are being amortized over a fixed period with new unfunded actuarial accrued liabilities being amortized over the same period of years.

CORBETT SCHOOL DISTRICT NO. 39

MULTNOMAH COUNTY, OREGON

NOTES TO THE BASIC FINANCIAL STATEMENTS

PENSION PLAN (Cont.):

For the Postemployment Healthcare component, the RHIA plan fiduciary net position balance represents the program’s accumulation of employer contributions and investment earnings less premium subsidies and administrative expenses. No UAL rate was assigned for the RHIA program as it was funded over 100% as of December 31, 2021. Typically, PERS employers contribute an actuarially determined percent of all PERS-covered salaries to amortize the unfunded actuarial accrued liability over a fixed period with new unfunded actuarial accrued liabilities being amortized over 10 years.

Actuarial Methods and Assumptions Used in Developing Total Pension Liability

Actuarial Methods and Assumptions Used in Developing Total Pension Liability:	
Valuation Date	December 31, 2022
Measurement Date	June 30, 2024
Experience Study	2022, published July 20, 2023
Actuarial assumptions:	
Actuarial cost method	Entry Age Normal
Inflation rate	2.40 percent
Long-term expected rate of return	6.90 percent
Discount rate	6.90 percent
Projected salary increases	3.40 percent
Cost of living adjustments (COLA)	Blend of 2.00% COLA and graded COLA (1.25%/0.15%) in accordance with <i>Moro</i> decision; blend based on service.
Mortality	<p>Healthy retirees and beneficiaries: Pub-2010 Healthy Retiree, sex distinct, generational with Unisex, Social Security Data Scale, with job category adjustments and set-backs as described in the valuation.</p> <p>Active members: Pub-2010 Employee, sex distinct, generational with Unisex, Social Security Data Scale, with job category adjustments and set-backs as described in the valuation.</p> <p>Disabled retirees: Pub-2010 Disable Retiree, sex distinct, generational with Unisex, Social Security Data Scale, with job category adjustments and set-backs as described in the valuation.</p>

Actuarial valuation calculations are based on the benefits provided under the terms of the plan in effect at the time of each valuation and the pattern of cost-sharing between the employer and plan members. The December 31, 2022, system-wide actuarial valuation was used to develop the GASB 67 financial reporting results for the Defined Benefit Pension Plan as of June 30, 2024, using standard roll-forward procedures.

Discount Rate

The discount rate used to measure the total pension liability was 6.90 percent for the Defined Benefit Pension Plan. The projection of cash flows used to determine the discount rate assumed that contributions from plan members and those of the contributing employers are made at the contractually required rates, as actuarially determined. Based on those assumptions, the pension plan’s fiduciary net position was projected to be available to make all projected future benefit payments of current plan members. Therefore, the long-term expected rate of return on pension plan investments for the Defined Benefit Pension Plan was applied to all periods of projected benefit payments to determine the total pension liability.

CORBETT SCHOOL DISTRICT NO. 39

MULTNOMAH COUNTY, OREGON

NOTES TO THE BASIC FINANCIAL STATEMENTS

PENSION PLAN (Cont.):

Depletion Date Projection

GASB 67 generally requires that a blended discount rate be used to measure the Total Pension Liability (the Actuarial Accrued Liability calculated using the Individual Entry Age Normal Cost Method). The long-term expected return on plan investments may be used to discount liabilities to the extent that the plan’s Fiduciary Net Position is projected to cover benefit payments and administrative expenses. A 20-year high quality (AA/Aa or higher) municipal bond rate must be used for periods where the Fiduciary Net Position is not projected to cover benefit payments and administrative expenses. Determining the discount rate under GASB 67 will often require that the actuary perform complex projections of future benefit payments and pension plan investments. GASB 67 (paragraph 43) does allow for alternative evaluations of projected solvency if such an evaluation can reliably be made. GASB does not contemplate a specific method for making an alternative evaluation of sufficiency; it is left to professional judgment.

The following circumstances justify an alternative evaluation of sufficiency for OPERS:

- OPERS has a formal written policy to calculate an Actuarially Determined Contribution (ADC), which is articulated in the actuarial valuation report.
- The ADC is based on a closed, layered amortization period, which means that payment of the full ADC each year will bring the plan to a 100% funded position by the end of the amortization period if future experience follows assumption.
- GASB 67 specifies that the projections regarding future solvency assume that plan assets earn the assumed rate of return and there are no future changes in the plan provisions or actuarial methods and assumptions, which means that the projections would not reflect any adverse future experience which might impact the plan’s funded position.

Based on these circumstances, it is our independent actuary’s opinion that the detailed depletion date projections outlined in GASB 67 would clearly indicate that the Fiduciary Net Position is always projected to be sufficient to cover benefit payments and administrative expenses.

OIC Target and Actual Investment Allocation as of June 30, 2024

<u>Asset Class/Strategy</u>	<u>OIC Policy Range</u>	<u>OIC Target Allocation</u>	<u>Asset Class/Strategy</u>	<u>Actual Allocation²</u>
Debt Securities	20.0% - 30.0%	25.0%	Debt Securities	19.1%
Public Equity	22.5% - 32.5%	27.5%	Public Equity	23.0%
Real Estate	7.5% - 17.5%	12.5%	Real estate	13.2%
Private Equity	15.0% - 27.5%	20.0%	Private Equity	26.9%
Real Assets	2.5% - 10.0%	7.5%	Real Assets	10.1%
Diversifying Strategies	2.5% - 10.0%	7.5%	Diversifying Strategies	5.0%
Opportunity Portfolio ¹	0.0% - 5.0%	0.0%	Opportunity Portfolio	2.7%
Total		<u>100%</u>	Total	<u>100%</u>

¹Opportunity Portfolio is an investment strategy. Up to 5% of total Fund assets may be invested in it.

CORBETT SCHOOL DISTRICT NO. 39

MULTNOMAH COUNTY, OREGON

NOTES TO THE BASIC FINANCIAL STATEMENTS

PENSION PLAN (Cont.):

Long-Term Expected Rate of Return

To develop an analytical basis for the selection of the long-term expected rate of return assumption, in January 2023 the Oregon PERS Board reviewed long-term assumptions developed by both Milliman’s capital market assumptions team and the Oregon Investment Council’s (OIC) investment advisors. Each asset class assumption is based on a consistent set of underlying assumptions and includes adjustment for the inflation assumption. These assumptions are not based on historical returns, but instead are based on a forward-looking capital market economic model. The table below shows Milliman’s assumptions for each of the asset classes in which the plan was invested at that time based on the OIC long-term target asset allocation. The OIC’s description of each asset class was used to map the target allocation to the asset classes shown below.

<u>Long Term Expected Rate of Return¹</u>	Annual Arithmetic Return ²	20-Year Annualized Geometric Mean	Annual Standard Deviation
<u>Asset Class</u>	<u>Target Allocation</u>		
Global Equity	27.50%	8.57%	17.99%
Private Equity	25.50%	12.89%	30.00%
Core Fixed Income	25.00%	4.59%	4.22%
Real Estate	12.25%	6.90%	15.13%
Master Limited Partnerships	0.75%	9.41%	27.04%
Infrastructure	1.50%	7.88%	17.11%
Hedge Fund of Funds - Multistrategy	1.25%	6.81%	9.04%
Hedge Fund Equity - Hedge	0.63%	7.39%	12.04%
Hedge Fund - Macro	5.62%	5.44%	7.49%
Assumed Inflation - Mean		2.35%	1.41%

¹Based on the Oregon Investment Council’s (OIC) Statement of Investment Objectives and Policy Framework for the Oregon Public Employees Retirement Fund, including revisions adopted at the OIC meeting on January 25, 2023.

²The arithmetic mean is a component that goes into calculating the geometric mean. Expected rates of return are presented using the geometric mean, which the Board uses in setting the discount rate.

Sensitivity Analysis

The following presents the employer’s proportionate share of the net pension liability calculated using the discount rate of 6.90 percent, as well as what the employer’s proportionate share of the net pension liability would be if it were calculated using a discount rate that is 1-percentage-point lower (5.90 percent) or 1-percentage-point higher (7.90 percent) than the current rate:

	1% Decrease 5.90%	Discount Rate 6.90%	1% Increase 7.90%
Employer's proportionate share of the net pension liability	\$ 23,371,463	\$ 14,815,889	\$ 7,650,177

CORBETT SCHOOL DISTRICT NO. 39

MULTNOMAH COUNTY, OREGON

NOTES TO THE BASIC FINANCIAL STATEMENTS

PENSION PLAN (Cont.):

Changes Since Last Valuation

A summary of key changes implemented after the December 31, 2024 valuation, which was used in the 2024 PERS ACFR. Changes are described briefly below. Additional detail and a comprehensive list of changes in methods and assumptions can be found in the 2024 Experience Study for the System, which was published on July 22, 2025, which can be found at: https://www.oregon.gov/pers/Documents/Financials/Actuarial/2025/2024_Exp_Study.pdf

Changes in Actuarial Methods and Allocation Procedures

As of June 30, 2024, PERS fully finished and closed the Employer Programs, Salary Limit, Member Choice, Technical Debt, and Work After Retirement projects. House Bill 2296 (2023) extended the sunset of the work after retirement provisions until 2034. The Member Redirect project has an expected completion date of June 2025. PERS received funding for these projects for the 2023-25 biennium.

The timing of the amortization period for Pre-SLGRP liabilities and surpluses for SLGRP employers was revised to align the biennial rate-setting cycle.

Changes in Assumptions

- Adjust mortality assumptions to use the new “Pub-2016” base tables, matched to observed PERS-specific experience.
- Increase the individual member salary increase assumption’s merit/longevity component for one member category based on observations of the last 12 years of experience. The individual member salary increase assumption consists of the sum of inflation, real wage growth, and merit/longevity components, with the latter varying by member. We also recommend maintaining an assumed additional 2% annual increase specifically for calendar year 2025 above the long-term assumptions, which was first adopted in the 2022 Experience Study to reflect significant bargained increases already known at that time.
- Adjust retirement rates for certain member categories and service bands to more closely align with recent and expected future experience.
- Lower assumed rates of ordinary (non-duty) disability incidence to more closely match recent experience.
- Adjust the Tier One/Tier Two unused sick leave assumption for one member category to reflect recently observed experience.
- Decrease the likelihood of program participation for non-disabled and disabled retirees in the RHIA retiree healthcare program.

CORBETT SCHOOL DISTRICT NO. 39

MULTNOMAH COUNTY, OREGON

NOTES TO THE BASIC FINANCIAL STATEMENTS

PENSION PLAN (Cont.):

Mortality Rates

A summary of the current assumed mortality rates and recommended changes is shown below:

Assumption	Used for December 31, 2022 and 2023 Valuations	Recommended December 31, 2024 and 2025 Valuations
Healthy Annuitant Mortality	Pub-2010 Healthy Retiree, Sex Distinct, Generational Projection with Unisex Social Security Data Scale	Pub-2016 Healthy Retiree, Sex Distinct, Generational Projection with Unisex Social Security Data Scale
School District male	Blend 80% Teachers and 20% General Employees, no set back	No change
Other General Service male (and male beneficiary)	General Employees, set back 12 months	No change
Police & Fire male	Public Safety, no set back	No change
School District female	Teachers, no set back	No change
Other female (and female beneficiary)	General Employees, no set back	No change
Police & Fire female	Public Safety, set back 12 months	No change
Disabled Retiree Mortality	Pub-2010 Disabled Retiree, Sex Distinct, Generational Projection with Unisex Social Security Data Scale	Pub-2016 Disabled Retiree, Sex Distinct, Generational Projection with Unisex Social Security Data Scale
Police & Fire male	Blended 50% Public Safety, 50% Non-Safety, no set back	Blended 20% Public Safety, 80% Non-Safety, no set back
Other General Service male	Non-Safety, set forward 24 months	120% of Non-Safety, no set back
Police & Fire female	Blended 50% Public Safety, 50% Non-Safety, no set back	Blended 20% Public Safety, 80% Non-Safety, no set back
Other General Service female	Non-Safety, set forward 12 months	120% of Non-Safety, no set back
Non-Annuitant Mortality	Pub-2010 Employee, Sex Distinct, Generational Projection with Unisex Social Security Data Scale	Pub-2016 Employee, Sex Distinct, Generational Projection with Unisex Social Security Data Scale
School District male	125% of Employee table with same job category and set back as Non-Disabled Retiree assumption	120% of Employee table with same job category and set back as Non-Disabled Retiree assumption
Other General Service male	115% of Employee table with same job category and set back as Non-Disabled Retiree assumption	120% of Employee table with same job category and set back as Non-Disabled Retiree assumption
Police & Fire male	125% of Employee table with same job category and set back as Non-Disabled Retiree assumption	120% of Employee table with same job category and set back as Non-Disabled Retiree assumption
School District female	100% of Employee table with same job category and set back as Non-Disabled Retiree assumption	120% of Employee table with same job category and set back as Non-Disabled Retiree assumption
Other General Service female	125% of Employee table with same job category and set back as Non-Disabled Retiree assumption	120% of Employee table with same job category and set back as Non-Disabled Retiree assumption
Police & Fire female	100% of Employee table with same job category and set back as Non-Disabled Retiree assumption	120% of Employee table with same job category and set back as Non-Disabled Retiree assumption

CORBETT SCHOOL DISTRICT NO. 39

MULTNOMAH COUNTY, OREGON

NOTES TO THE BASIC FINANCIAL STATEMENTS

PENSION PLAN (Cont.):

Changes Subsequent to the Measurement Date

There were no changes subsequent to the measurement date, that we are aware of.

Deferred Items

Deferred items are calculated at the system-wide level and are allocated to employers based on their proportionate share. For the measurement period ending June 30, 2025, employers will report the following deferred items:

- A difference between expected and actual experience, which is being amortized over the remaining service lives of all plan participants, including retirees. One year of this amortization is included in the employer's total pension expense for the measurement period.

Employer Contributions

OPERS includes accrued contributions when due pursuant to legal requirements, as of June 30 in its Statement of Changes in Fiduciary Net Position.

Beginning with fiscal year 2016, OPERS will be able to report cash contributions and UAL side account amortization by employer, and will publish this information on the OPERS Website. Prior to fiscal year 2016, contributions to the OPSRP Defined Benefit plan were not accounted for by employer, as all employers were pooled for actuarial purposes.

Elements of Changes in Net Position

This information can be found in the Schedule of Changes in Net Pension Liability found on page 96, of the June 30, 2024 Oregon PERS ACFR. <https://www.oregon.gov/pers/Documents/Financials/ACFR/2024-ACFR.pdf>

Pension Liabilities/(Assets), Pension Expense, and Deferred Outflows and Inflows of Resources Related to Pensions

At June 30, 2025, the employer reported a liability of \$14,815,889 for its proportionate share of the net pension liability. The net pension liability/(asset) was measured as of June 30, 2024, and the total pension liability used to calculate the net pension liability was determined by an actuarial valuation as of that date. The employer's proportion of the net pension liability was based on a projection of the employer's long-term share of contributions to the pension plan relative to the projected contributions of all participating employers, actuarially determined.

At June 30, 2024, the employer's proportion was 0.06665644%.

For the year ended June 30, 2025, the employer recognized pension expense of \$2,295,622.

CORBETT SCHOOL DISTRICT NO. 39

MULTNOMAH COUNTY, OREGON

NOTES TO THE BASIC FINANCIAL STATEMENTS

PENSION PLAN (Cont.):

As of June 30, 2024, the employer reported deferred outflows of resources and deferred inflows of resources related to pensions from the following sources:

	<u>Deferred Outflows of Resources</u>	<u>Deferred Inflows of Resources</u>
Differences between expected and actual experience	\$ 877,704	\$ 35,361
Changes of assumptions	1,489,594	1,908
Net difference between projected and actual earnings on investments	941,223	-
Changes in proportionate share	126,532	581,080
Differences between employer contributions and employer's proportionate share of system contributions	<u>593,919</u>	<u>443,322</u>
Total Deferred Outflows/Inflows (prior to post-measurement date contributions)	4,028,972	1,061,671
Post-measurement date contributions	2,431,887	N/A
Post-measurement date contributions - PERS Side Account	-	N/A
Total Deferred Outflows/(Inflows) of Resources	<u>\$ 6,460,859</u>	<u>\$ 1,061,671</u>
Net Deferred Outflows/(Inflows) of Resources prior to post-measurement date contributions		<u>\$ 2,967,301</u>

Contributions of \$2,431,887 less amortization of the District's Side Account for PERS defined benefits, and IAP for employees were made subsequent to the measurement date, but prior to the end of the District's reporting period. These contributions, which are reported as deferred outflows of resources related to pensions, will be included as a reduction of the net pension liability in next fiscal year.

Other amounts reported as deferred outflows of resources and deferred inflows of resources related to pensions will be recognized in pension expense/(income) as follows:

<u>Employer subsequent fiscal years</u>	<u>Deferred Outflows/(Inflows) of Resources (prior to post-measurement date contributions)</u>
1st Fiscal Year	\$ (60,647)
2nd Fiscal Year	1,547,793
3rd Fiscal Year	823,739
4th Fiscal Year	538,980
5th Fiscal Year	<u>117,436</u>
Total	<u>\$ 2,967,301</u>

CORBETT SCHOOL DISTRICT NO. 39

MULTNOMAH COUNTY, OREGON

NOTES TO THE BASIC FINANCIAL STATEMENTS

OTHER POST-EMPLOYMENT BENEFITS (OPEB) RHIA:

Oregon Public Employees Retirement Systems' (OPERS) Retiree Health Insurance Account (RHIA)

Plan Description

The District contributes to the Oregon Public Employees Retirement Systems' (OPERS) Retiree Health Insurance Account (RHIA), a cost-sharing multiple-employer defined benefit post-employment healthcare plan administered by the Oregon Public Employees Retirement Board (OPERB). The plan, which was established under Oregon Revised Statutes 238.420, provides a payment of up to \$60 per month towards the costs of health insurance for eligible OPERS retirees. RHIA post-employment benefits are set by state statute. The plan was closed to new entrants hired on or after August 29, 2003.

To be eligible to receive this monthly payment toward the premium cost the member must: (1) have eight years or more of qualifying service in OPERS at the time of retirement or receive a disability allowance as if the member had eight years or more of creditable service in OPERS, (2) receive both Medicare Parts A and B coverage, and (3) enroll in an OPERS-sponsored health plan. A surviving spouse or dependent of a deceased OPERS retiree who was eligible to receive the subsidy is eligible to receive the subsidy if he or she (1) is receiving a retirement benefit or allowance from OPERS or (2) was insured at the time the member died and the member retired before May 1, 1991.

Employer contributions are advance-funded on an actuarially determined basis. There is no inflation assumption for RHIA postemployment benefits because the payment amount is set by statute and is not adjusted for increases in healthcare costs.

A comprehensive annual financial report of the funds administered by the OPERB may be obtained by writing to Oregon Public Employees Retirement System, P.O. Box 23700, Tigard, OR 97281-3700, by calling (503) 598-7377, or by accessing the OPERS web site at <https://www.oregon.gov/pers/Documents/Financials/ACFR/2024-ACFR.pdf>

Funding Policy

For the fiscal year ended June 30, 2024, PERS Employers had an effective contribution rate of 0.00% for the RHIA program. The unfunded actuarial liability (UAL) rate was assigned for the RHIA program as it was funded over 100% as of December 31, 2021. Consequently, PERS employers contribute an actuarially determined percent of all PERS-covered salaries to amortize the unfunded actuarial accrued liability over a fixed period with new unfunded actuarial accrued liabilities being amortized over 10 years. These rates were based on the December 31, 2021, actuarial valuation.

Contributions

The District's contributions to OPERS' RHIA for the years ended June 30, 2025, 2024, and 2023 were \$15, \$95, and \$614, respectively, which equaled the required contributions for the year.

Actuarial Methods and Assumptions Used in Developing Total (OPEB) RHIA Liability

All assumptions, methods and plan provisions used in these calculations are described in the Oregon PERS Retirement Health Insurance Account Cost Sharing Multiple Employer Other Postemployment Benefit (OPEB) Plan Schedules of Employer Allocations and OPEB Amounts by Employer report, as of and for the Year Ended June 30, 2024. That independently audited report was dated November 27, 2024 and can be found at: <https://www.oregon.gov/pers/Documents/Financials/ACFR/2024-ACFR.pdf>

CORBETT SCHOOL DISTRICT NO. 39

MULTNOMAH COUNTY, OREGON

NOTES TO THE BASIC FINANCIAL STATEMENTS

OTHER POST-EMPLOYMENT BENEFITS (OPEB) RHIA (Cont.):

Actuarial Methods and Assumptions - OPEB Plans - RHIA	
	RHIA
Valuation Date	December 31, 2022
Measurement Date	June 30, 2024
Experience Study	2022, published July 20, 2023
Actuarial assumptions:	
Actuarial cost method	Entry Age Normal
Inflation rate	2.40 percent
Long-term expected rate of return	6.90 percent
Discount rate	6.90 percent
Projected salary increases	3.40 percent
Retiree healthcare participation	Healthy retirees: 25.0% Disabled retirees: 15%
Healthcare cost trend rate	Not applicable
Mortality	<p>Healthy retirees and beneficiaries: Pub-2010 Healthy Retiree, sex distinct, generational with Unisex, Social Security Data Scale, with job category adjustments and set-backs as described in the valuation.</p> <p>Active members: Pub-2010 Employee, sex distinct, generational with Unisex, Social Security Data Scale, with job category adjustments and set-backs as described in the valuation.</p> <p>Disabled retirees: Pub-2010 Disable Retiree, sex distinct, generational with Unisex, Social Security Data Scale, with job category adjustments and set-backs as described in the valuation.</p>

Actuarial valuation calculations are based on the benefits provided under the terms of the plan in effect at the time of each valuation and the pattern of cost-sharing between the employer and plan members. The December 31, 2022, system-wide actuarial valuation was used to develop the GASB 67 financial reporting results for the Defined Benefit Pension Plan as of June 30, 2024, using standard roll-forward procedures.

Discount Rate

The discount rate used to measure the total OPEB liability was 6.90 percent. The projection of cash flows used to determine the discount rate assumed that contributions from contributing employers are made at the contractually required rates, as actuarially determined. Based on those assumptions, the RHIA plan's fiduciary net position was projected to be available to make all projected future benefit payments of current plan members. Therefore, the long term expected rate of return on OPEB plan investments for the RHIA plan was applied to all periods of projected benefit payments to determine the total OPEB liability.

CORBETT SCHOOL DISTRICT NO. 39

MULTNOMAH COUNTY, OREGON

NOTES TO THE BASIC FINANCIAL STATEMENTS

OTHER POST-EMPLOYMENT BENEFITS (OPEB) RHIA (Cont.):

Long-Term Expected Rate of Return

To develop an analytical basis for the selection of the long-term expected rate of return assumption, in January 2023 the PERS Board reviewed long-term assumptions developed by both Milliman’s capital market assumptions team and the Oregon Investment Council’s (OIC) investment advisors. Table 31 on page 92 shows Milliman’s assumptions for each of the asset classes in which the plans were invested at that time based on the OIC long-term target asset allocation. The OIC’s description of each asset class was used to map the target allocation to the asset classes shown on page 74. Each asset class assumption is based on a consistent set of underlying assumptions and includes adjustment for the inflation assumption. These assumptions are not based on historical returns, but instead are based on a forward-looking capital market economic model. For more information on the Plan’s portfolio, assumed asset allocation, and the long-term expected rate of return for each major class, calculated using both arithmetic and geometric means, see Pension Plan note disclosure above or the PERS’ audited financial statements at:

<https://www.oregon.gov/pers/Documents/Financials/ACFR/2024-ACFR.pdf>

Sensitivity Analysis

The following presents the employer’s proportionate share of the net OPEB liability/(asset) calculated using the discount rate of 6.90 percent, as well as what the employer’s proportionate share of the OPEB liability/(asset) would be if it were calculated using a discount rate that is 1-percentage-point lower (5.90 percent) or 1-percentage-point higher (7.90 percent) than the current rate:

	1% Decrease	Discount Rate	1% Increase
Discount Rate	5.90%	6.90%	7.90%
Employer's proportionate share of the net OPEB liability	\$ (218,400)	\$ (235,930)	\$ (251,025)

OPEB Liabilities/(Assets), OPEB Expense, and Deferred Outflows and Inflows of Resources Related to OPEB

At June 30, 2025, the District reported a net OPEB RHIA liability/(asset) of \$(235,930) for its proportionate share of the net OPEB RHIA liability/(asset). The OPEB liability/(asset) was measured as of June 30, 2024, and the total OPEB RHIA liability/(asset) used to calculate the net OPEB RHIA liability/(asset) was determined by an actuarial valuation as of December 31, 2021. Consistent with GASB Statement No. 75, paragraph 59(a), The District’s proportion of the net OPEB RHIA liability/(asset) is determined by comparing the employer’s actual, legally required contributions made during the fiscal year to the Plan with the total actual contributions made in the fiscal year of all employers. As of the measurement date of June 30, 2024, the District’s proportion was 0.05841183 percent. OPEB RHIA expense/(income) recorded for the year ended June 30, 2025 was \$(76,786).

CORBETT SCHOOL DISTRICT NO. 39

MULTNOMAH COUNTY, OREGON

NOTES TO THE BASIC FINANCIAL STATEMENTS

OTHER POST-EMPLOYMENT BENEFITS (OPEB) RHIA (Cont.):

At June 30, 2024, the employer reported deferred outflows of resources and deferred inflows of resources related to OPEB from the following sources:

	<u>Deferred Outflows of Resources</u>	<u>Deferred Inflows of Resources</u>
Differences between expected and actual experience	\$ -	\$ 4,614
Changes of assumptions	-	2,984
Net difference between projected and actual earnings on investments	6,661	-
Changes in proportionate share	-	51,786
Total Deferred Outflows/Inflows	<u>-</u>	<u>51,786</u>
(prior to post-measurement date contributions)	6,661	59,384
Post-measurement date contributions	15	N/A
Total Deferred Outflows/(Inflows) of Resources	<u>\$ 6,676</u>	<u>\$ 59,384</u>
Net Deferred Outflows/(Inflows) of Resources prior to post-measurement date contributions		<u>\$ (52,723)</u>

Contributions of \$15 were made subsequent to the measurement date, but prior to the end of the District's reporting period. These contributions, which are reported as deferred outflows of resources related to OPEB, will be included as a reduction of the net OPEB liability in the next fiscal year.

Other amounts reported as deferred outflows of resources and deferred inflows of resources related to OPEB will be recognized in pension expense/(income) as follows:

<u>Employer subsequent fiscal years</u>	<u>Deferred Outflows/(Inflows) of Resources (prior to post-measurement date contributions)</u>
1st Fiscal Year	\$ (60,566)
2nd Fiscal Year	3,469
3rd Fiscal Year	3,604
4th Fiscal Year	770
Total	<u>\$ (52,723)</u>

Changes Subsequent to the Measurement Date

We are not aware of any changes subsequent to the June 30, 2024 Measurement Date that meet this requirement and thus require a brief description under the GASB standard.

CORBETT SCHOOL DISTRICT NO. 39

MULTNOMAH COUNTY, OREGON

NOTES TO THE BASIC FINANCIAL STATEMENTS

OTHER POST-EMPLOYMENT BENEFITS (OPEB) OEGB:

OEGB Health Insurance Subsidy and Explicit Medical Benefit

Plan Description

The District operates a single employer retiree benefit plan through the Oregon Educators Benefit Board that provides post-employment health, dental vision and life insurance benefits to eligible employees and their spouses. The District is required by Oregon Revised Statutes 243.303 to provide retirees and their dependents with group health insurance from the date of retirement to age 65 at the same rate provided to current employees. Premiums for retirees are tiered and based upon the premium rates available to active employees. The retiree is responsible for any portion of the premiums not paid by the Employer. In some cases, the premium itself for retirees, does not represent the full cost of medical coverage (as retirees can be expected to generate higher medical claims and therefore higher premiums than the active population). Providing the same rate to retirees as provided to current employees, raises the medical premium rates for the entire employee group. This additional cost is called the “implicit subsidy” and is required to be valued under GASB 75. This “plan” is not a stand-alone plan, and therefore, does not issue its own financial statements.

Funding Policy

When the District has retirees participating in their health insurance plan, it will, when applicable, collect insurance premiums from all retirees each month and deposit them. The District will then pay healthcare insurance premiums for all retirees at the applicable rate for each family classification.

At June 30, 2025, the District reported an estimated net OPEB OEGB liability/(asset) of \$204,572 for its proportionate share of the net OPEB liability/(asset). The OPEB OEGB liability/(asset) was measured as of June 30, 2024, and the total OPEB OEGB liability/(asset) used to calculate the net OPEB OEGB liability/(asset) was determined by an actuarial valuation as of December 31, 2021. Consistent with GASB Statement No. 75, paragraph 59(a), The District’s proportion of the net OPEB OEGB liability/(asset) is determined by comparing the employer’s actual, legally required contributions made during the fiscal year to the Plan with the total actual contributions made in the fiscal year of all employers. Based on the measurement date of June 30, 2024, the District’s estimated OPEB OEGB expense/(income) for the year ended June 30, 2024 was \$6,699.

Actuarial Methods and Assumptions

The District engaged an actuary to perform an evaluation as of July 1, 2024 using entry age normal Actuarial Cost Method. The assumptions are generally based upon those used for valuing pension benefits under Oregon PERS, and were developed in consultation with Milliman. The total OPEB liability was determined by an actuarial valuation as of the valuation date, calculated based on the discount rate and actuarial assumptions below, and was then projected forward to the measurement date:

CORBETT SCHOOL DISTRICT NO. 39

MULTNOMAH COUNTY, OREGON

NOTES TO THE BASIC FINANCIAL STATEMENTS

OTHER POST-EMPLOYMENT BENEFITS (OPEB) OEGB - Continued

Discount Rate	4.00%	4.00%
Other Key Actuarial Assumptions and Methods		
Valuation date	July 1, 2023	July 1, 2023
Measurement date	June 30, 2024	June 30, 2025
Inflation	2.50%	2.50%
Salary increases	3.50%	3.50%
Beneficiaries	PUB 2010 Employee and Retiree Tables for General Employees, sex distinct, projected generationally. Setback 12 months for males, no setback for females; 115% of published rates for nonannuitant males, 125% of published rates for nonannuitant females.	PUB 2010 Employee and Retiree Tables for General Employees, sex distinct, projected generationally. Setback 12 months for males, no setback for females; 115% of published rates for nonannuitant males, 125% of published rates for nonannuitant females.
Turnover, Disability, Retirements Rates	Based on valuation of benefits for Oregon PERS	Based on valuation of benefits for Oregon PERS
Changes Since Prior Valuation	The interest rate for discounting future liabilities was changed to reflect current municipal bond rates (from 3.50% to 4.00%). Premium increase rates were modified to better reflect anticipated experience and current Oregon law. Demographic assumptions were revised to match those developed in the most recent experience study for Oregon PERS.	The interest rate for discounting future liabilities was changed to reflect current municipal bond rates (from 3.50% to 4.00%). Premium increase rates were modified to better reflect anticipated experience and current Oregon law. Demographic assumptions were revised to match those developed in the most recent experience study for Oregon PERS.
Actuarial cost method	Entry Age Normal	Entry Age Normal

In order to apply the entry age normal actuarial cost method, Projected Benefit Payments are determined for each active employee and retiree. These Projected Benefit Payments are the net benefits estimated to be payable in all future years. The net benefits for a particular year are the difference between the total cost of benefits and the portion of the benefits paid by the retirees in that year. The Present Value of Benefits is then allocated over the service of each active employee from their date of hire to their expected retirement age, as a level percent of the employee's pay, as required under GASB 75. This level percent multiplied by expected pay is referred to as the Service Cost, and is the portion of the Present Value of Benefits attributable to an employee's service in a given year. The Service Cost equals \$0 for retirees. For purposes of projecting benefits prior to the valuation date as required by the actuarial cost method, we assumed a health cost trend equal to the ultimate health cost trend rate. The Total OPEB Liability is the portion of the Present Value of Benefits that is attributable to employee service prior to the valuation date. For retirees, the Total OPEB Liability equals the Present Value of Benefits.

The Discount Rate

The Discount Rate is a single rate of return that is applied to the Projected Benefit Payments in order to calculate the Present Value of Benefits. Under GASB 75, for plans without assets, the discount rate is equal to a yield or index rate for 20-year, tax-exempt general obligation municipal bonds with an average rating of AA/Aa or higher.

Mortality rates were based on the Pub-2010 Health Retiree, sex distinct for members and dependents. For members only, a one-year setback is applied. Future mortality improvement is not projected as it would be immaterial to the valuation.

Demographic assumptions regarding retirement, mortality, and turnover are based on Oregon PERS valuation assumptions as of December 31, 2022. Election rate and lapse assumptions are based on experience implied by valuation data for this and other Oregon public employers.

CORBETT SCHOOL DISTRICT NO. 39

MULTNOMAH COUNTY, OREGON

NOTES TO THE BASIC FINANCIAL STATEMENTS

OTHER POST-EMPLOYMENT BENEFITS (OPEB) OEGB - Continued

Starting per capita costs are based on premium rates. The same rates are charged for actives and pre-Medicare retirees. When an employer provides benefits to both active employees and retirees through the same plan, the benefits to retirees should be segregated and measured independently for actuarial measurement purposes. The projection of future retiree benefits should be based on claims costs, or age-adjusted premiums approximating claims costs, for retirees, in accordance with actuarial standards issued by the Actuarial Standards Board. As such, premiums were estimated for pre-Medicare retirees based on average ages and assumptions on the relationship between costs and increasing age (Morbidity).

Sensitivity Analysis

The following presents the total OPEB liability of the Plan, calculated using the disclosure discount rate as well as what the Plan's total OPEB liability would be if it were calculated using a discount rate that is 1 percentage point lower or 1 percentage point higher than the current rate. A similar sensitivity analysis is then presented for changes in the healthcare cost trend assumption.

	1% Decrease	Discount Rate	1% Increase
	3.00%	4.00%	5.00%
<hr/>			
Total OPEB liability from Implicit Rate Subsidy	\$ 222,666	\$ 204,572	\$ 187,376

	1% Decrease	Trend Rate	1% Increase
	2.50%	3.50%	4.50%
<hr/>			
Total OPEB liability from Implicit Rate Subsidy	\$ 173,545	\$ 204,572	\$ 241,623

Participation

The following table represents the number of the District's covered participants:

Membership As of Valuation Date	<u>July 1, 2023</u>
Active Participants	<u>137</u>
Total Participants	137

CORBETT SCHOOL DISTRICT NO. 39

MULTNOMAH COUNTY, OREGON

NOTES TO THE BASIC FINANCIAL STATEMENTS

OTHER POST-EMPLOYMENT BENEFITS (OPEB) OEGB - Continued

Changes in Net (OPEB) OEGB Liability

Changes in Total OPEB Liability June 30, 2024 to June 30, 2025	Increase (Decrease) Total OPEB Liability
Balance as of June 30, 2024	\$ 180,665
Changes for the year:	
Service Cost	16,873
Interest	7,885
Benefit payments	<u>(851)</u>
 Net OPEB Implicit Rate Subsidy Liability at June 30, 2025	 \$ <u>204,572</u>

Components of (OPEB) OEGB Expense

OPEB Expense	July 1, 2024 to June 30, 2025
Service cost	\$ 16,873
Interest on total OPEB liability	7,885
Recognition of Deferred (Inflows)/Outflows of Resources	
Recognition of economic/demographic (gains) or loss	(2,457)
Recognition of assumption changes	<u>(15,602)</u>
 Total OPEB Expense	 \$ <u>6,699</u>

Schedule of Deferred Inflows and Outflows of Resources

	Deferred Outflows of Resources	Deferred Inflows of Resources
Differences between expected and actual experience	\$ 40,161	\$ 147,817
Changes of assumptions or inputs	<u>12,798</u>	<u>67,481</u>
(prior to post-measurement date contributions)	<u>52,959</u>	<u>215,298</u>
Net Deferred Outflows/(Inflows) of Resources prior to post-measurement date contributions		<u>\$ (162,339)</u>

CORBETT SCHOOL DISTRICT NO. 39

MULTNOMAH COUNTY, OREGON

NOTES TO THE BASIC FINANCIAL STATEMENTS

OTHER POST-EMPLOYMENT BENEFITS (OPEB) OEBC - Continued

Other amounts currently reported as deferred outflows of resources and deferred inflows of resources related to other postemployment benefits will be recognized in OPEB expense as follows:

<u>Employer subsequent fiscal years</u>	<u>Deferred Outflows/(Inflows) of Resources (prior to post-measurement date contributions)</u>
1st Fiscal Year	\$ (18,056)
2nd Fiscal Year	(26,250)
3rd Fiscal Year	(26,246)
4th Fiscal Year	(30,290)
5th Fiscal Year	(30,288)
Thereafter	<u>(31,209)</u>
Total	<u>\$ (162,339)</u>

Changes Subsequent to the Measurement Date

We are not aware of any changes subsequent to the June 30, 2024, Measurement Date that meet this requirement and thus require a brief description under the GASB standard.

CORBETT SCHOOL DISTRICT NO. 39

MULTNOMAH COUNTY, OREGON

NOTES TO THE BASIC FINANCIAL STATEMENTS

CONTINGENT LIABILITIES:

Amounts received or receivable from grantor agencies are subject to review and adjustment by grantor agencies, principally the federal government. Any disallowed claims, including amounts already collected, may constitute a liability of the applicable funds. The amount, if any, of expenditures which may be disallowed by the grantor cannot be determined at this time although the District expects such amount, if any, to be immaterial. The District is not currently named as a defendant in any pending or threatened litigation.

RISK:

To reduce the risk of loss from liability, fire, theft, accident, medical costs, and error and omissions, the District maintains various commercial insurance policies. The District came under the State Unemployment Act as of July 1, 1974. The District has elected to pay State Unemployment insurance to the State to pay for any claims paid to former employees. Any reimbursements are paid by the fund incurring the liability to the Employment Division of the State of Oregon. The estimated liability for unpaid claims is calculated as the present value of expected but unpaid claims based on historical experience and going concern assessments. The District's estimated liability for unpaid unemployment claims is immaterial. Therefore, no liability amount appears on the District's statement of net position or balance sheet. Certain employees have health care coverage provided by a third-party insurance company. Premiums to the insurance company are paid by employer contributions for eligible employees. There have been no significant reductions in coverage from the prior years and settlements have not exceeded insurance coverage in the past three years.

INTERFUND RECEIVABLES, PAYABLES, AND TRANSFERS:

Interfund transfers for the year ended June 30, 2025, were as follows:

	<u>Transfers In</u>	<u>Transfers Out</u>
General Fund	\$ -	\$ 423,232
Food Service Fund	1,677	-
Go Bond Debt Service Fund	421,555	-
	<u>\$ 423,232</u>	<u>\$ 423,232</u>

The transfers out of the General Fund to the other funds represent the District's election to provide general fund support to the programs and activities of those funds.

OVER-EXPENDITURE of APPROPRIATIONS

<u>Fund / Category</u>	<u>Appropriation</u>	<u>Expenditure</u>	<u>Variance</u>
General Fund / Enterprise and Community Services	\$ -	\$ 12,153	\$ 12,153
Federal Fund / Instruction	314,900	319,069	4,169
Student Investment Fund / Instruction	679,002	685,227	6,225
Student Investment Fund / Support Services	361,005	368,225	7,220
Food Service Fund / Enterprise and Community Services	412,268	449,360	37,092
Go Bond Debt Service Fund / Debt Service	424,338	447,399	23,061

SUBSEQUENT EVENTS

Management has evaluated subsequent events through May 01, 2026, the date on which the financial statements were available to be issued.

CORBETT SCHOOL DISTRICT NO. 39
MULTNOMAH COUNTY, OREGON

REQUIRED SUPPLEMENTARY INFORMATION

CORBETT SCHOOL DISTRICT NO. 39
MULTNOMAH COUNTY, OREGON

SCHEDULE OF PROPORTIONATE SHARE OF THE
NET PENSION LIABILITY

PERS

Last 10 Fiscal Years*

Fiscal Year Ended June 30, ¹	Measurement Date	(a) Employer's proportion of the net pension liability (asset)	(b) Employer's proportionate share of the net pension liability (asset)	(c) Employer's covered payroll as of Measurement Date	(b/c)	Plan fiduciary net position as a percentage of the total pension liability
					Employer's proportionate share of the net pension liability (asset) as a percentage of its covered payroll	
2025	June 30, 2024	0.06665644%	\$ 14,815,889	\$ 8,068,959	183.62%	79.3%
2024	June 30, 2023	0.06618315%	12,396,558	7,544,030	164.32%	81.7%
2023	June 30, 2022	0.06691439%	10,245,936	6,757,857	151.62%	84.5%
2022	June 30, 2021	0.07287963%	8,721,126	5,354,588	162.87%	87.6%
2021	June 30, 2020	0.07140853%	15,583,797	6,268,859	248.59%	75.8%
2020	June 30, 2019	0.07848107%	13,575,346	6,084,247	223.12%	80.2%
2019	June 30, 2018	0.08128783%	12,314,036	5,889,467	209.09%	82.1%
2018	June 30, 2017	0.08542246%	11,514,980	5,953,560	193.41%	83.1%
2017	June 30, 2016	0.08611782%	12,928,284	5,961,098	216.88%	80.5%
2016	June 30, 2015	0.07357420%	4,224,234	5,294,700	79.78%	91.9%

¹Measurement date is one year in arrears.

*This schedule is presented to illustrate the requirement to show information for 10 years.

CORBETT SCHOOL DISTRICT NO. 39
MULTNOMAH COUNTY, OREGON

SCHEDULE OF EMPLOYER CONTRIBUTIONS
PERS
Last 10 Fiscal Years

Year Ended June 30,	(a) Contractually required contribution	(b) Contributions in relation to the contractually required contribution	(a-b) Contribution deficiency (excess)	(c) Employer's covered payroll	(b/c) Contributions as a percent of covered payroll
2025	\$ 2,431,887	\$ 2,431,887	\$ -	\$ 7,506,920	32.40%
2024	2,593,124	2,593,124	-	8,068,959	32.14%
2023	2,356,474	2,356,474	-	7,544,030	31.24%
2022	2,136,469	2,136,469	-	6,757,857	31.61%
2021	2,101,840	2,101,840	-	5,354,588	39.25%
2020	2,104,942	2,104,942	-	6,268,859	33.58%
2019	1,765,338	1,765,338	-	6,084,247	29.01%
2018	1,690,485	1,690,485	-	5,889,467	28.70%
2017	1,468,753	1,468,753	-	5,953,560	24.67%
2016	1,482,939	1,482,939	-	5,961,098	24.88%

*This schedule is presented to illustrate the requirement to show information for 10 years.

CORBETT SCHOOL DISTRICT NO. 39
MULTNOMAH COUNTY, OREGON

SCHEDULE OF PROPORTIONATE SHARE OF THE
NET OPEB LIABILITY

OPEB RHIA

Last 10 Fiscal Years*

Fiscal Year Ended June 30, ¹	Measurement Date	(a) Employer's proportion of the net pension liability (asset)	(b) Employer's proportionate share of the net pension liability (asset)	(c) Employer's covered payroll as of Measurement Date	(b/c) Employer's proportionate share of the net pension liability (asset) as a percentage of its covered payroll	Plan fiduciary net position as a percentage of the total pension liability
2025	June 30, 2024	0.05841183%	\$ (235,930)	\$ 8,068,959	-2.92%	220.6%
2024	June 30, 2023	0.03116913%	(114,131)	7,544,030	-1.51%	201.6%
2023	June 30, 2022	0.02804608%	(99,658)	6,757,857	-1.47%	194.6%
2022	June 30, 2021	0.03079853%	(105,762)	5,354,588	-1.98%	183.9%
2021	June 30, 2020	0.04495324%	(91,597)	6,268,859	-1.46%	150.1%
2020	June 30, 2019	0.05535483%	(106,966)	6,084,247	-1.76%	144.4%
2019	June 30, 2018	0.05508308%	(61,488)	5,889,467	-1.04%	124.0%
2018	June 30, 2017	0.05599488%	(23,369)	5,953,560	-0.39%	108.9%
2017	June 30, 2016	0.05767113%	15,661	5,961,098	0.26%	94.2%

¹Measurement date is one year in arrears.

*This schedule is presented to illustrate the requirement to show information for 10 years.
The full 10-year trend will be presented for those years for which information is available

CORBETT SCHOOL DISTRICT NO. 39
MULTNOMAH COUNTY, OREGON

SCHEDULE OF EMPLOYER CONTRIBUTIONS
 OPEB RHIA
 Last 10 Fiscal Years

Year Ended June 30,	(a) Contractually required contribution	(b) Contributions in relation to the contractually required contribution	(a-b) Contribution deficiency (excess)	(c) Employer's covered payroll	(b/c) Contributions as a percent of covered payroll
2025	\$ 15	\$ 15	\$ -	\$ 7,506,920	0.00%
2024	95	95	-	8,068,959	0.00%
2023	614	614	-	7,544,030	0.01%
2022	691	691	-	6,757,857	0.01%
2021	824	824	-	5,354,588	0.02%
2020	3,210	3,210	-	6,268,859	0.05%
2019	27,435	27,435	-	6,084,247	0.45%
2018	26,671	26,671	-	5,889,467	0.45%
2017	28,275	28,275	-	5,953,560	0.47%
2016	29,059	29,059	-	5,961,098	0.49%

*This schedule is presented to illustrate the requirement to show information for 10 years.

CORBETT SCHOOL DISTRICT NO. 39

MULTNOMAH COUNTY, OREGON

SCHEDULE OF CHANGES IN TOTAL OPEB LIABILITY
AND RELATED RATIOS

OREGON EDUCATORS BENEFIT BOARD

Last 10 Fiscal Years*

	2025	2024	2023	2022	2021
Total OPEB Liability					
Service cost	\$ 16,873	\$ 25,768	\$ 26,067	\$ 31,398	\$ 30,336
Interest on total OPEB liability	7,885	15,290	13,517	8,177	7,624
Effect of economic/demographic gains or losses	-	(197,089)	-	58,753	-
Effect of assumption changes or inputs	-	(45,277)	(8,219)	(50,480)	-
Benefit payments	(851)	-	(19,058)	(20,420)	(8,434)
Net change in total OPEB liability **	23,907	(201,308)	12,307	27,428	29,525
Total OPEB liability, beginning	180,665	381,973	369,666	342,238	312,713
Total OPEB liability, ending (a) **	<u>\$ 204,572</u>	<u>\$ 180,665</u>	<u>\$ 381,973</u>	<u>\$ 369,666</u>	<u>\$ 342,238</u>
Covered payroll	\$ 8,068,959	\$ 7,544,030	\$ 6,757,857	\$ 5,354,588	\$ 6,268,859
Total OPEB OEGB liability as a % of covered payroll	2.54%	2.39%	5.65%	6.90%	5.46%

	2020	2019	2018
Total OPEB Liability			
Service cost	\$ 19,747	\$ 19,079	13,653
Interest on total OPEB liability	10,061	8,791	5,594
Effect of economic/demographic gains or losses	22,556	-	-
Effect of assumption changes or inputs	13,808	65,531	-
Benefit payments	(3,996)	(4,445)	-
Net change in total OPEB liability **	62,176	88,956	19,247
Total OPEB liability, beginning	250,537	161,581	142,334
Total OPEB liability, ending (a) **	<u>\$ 312,713</u>	<u>\$ 250,537</u>	<u>\$ 161,581</u>
Covered payroll	\$ 6,084,247	\$ 5,889,467	\$ 5,953,560
Total OPEB OEGB liability as a % of covered payroll	5.14%	4.25%	2.71%

*This schedule is presented to illustrate the requirement to show information for 10 years. However, recalculations of prior years are not required, and if prior years are not reported in accordance with the current GASB standards, they should not be reported.

**Totals may not agree due to rounding.

CORBETT SCHOOL DISTRICT NO. 39

MULTNOMAH COUNTY, OREGON

SCHEDULE OF REVENUES, EXPENDITURES,
AND CHANGES IN FUND BALANCE - BUDGET AND ACTUAL

For the Fiscal Year Ended June 30, 2025

	General Fund			Variance with Final Budget Over (Under)
	Budgeted Amounts		Actual Amounts	
	Original	Final		
REVENUES				
Local Sources	\$ 2,563,146	\$ 2,563,146	\$ 3,331,095	\$ 767,949
Intermediate Sources	201,200	201,200	919,167	717,967
State Sources	12,702,813	12,702,813	11,638,628	(1,064,185)
Federal Sources	92,541	92,541	169,546	77,005
Total Revenues	15,559,700	15,559,700	16,058,436	498,736
EXPENDITURES				
Instruction	8,947,848	9,182,848	8,743,092	(439,756)
Support Services	6,096,428	7,204,956	6,849,183	(355,773)
Enterprise and Community Services	6,000	-	12,153	12,153
Facilities Acquisition and Construction	-	33,000	32,025	(975)
Debt Service	234,325	1,198,209	1,151,618	(46,591)
Contingency	213,144	-	-	-
Total Expenditures	15,497,745	17,619,013	16,788,071	(830,942)
Excess (Deficiency) of Revenues Over Expenditures	61,955	(2,059,313)	(729,635)	1,329,678
OTHER FINANCING SOURCES (USES)				
Interfund Transfers Out	(121,268)	(121,268)	(423,232)	(301,964)
Long Term Debt Financing Sources	-	2,000,000	2,000,000	-
Total Other Financing Sources (Uses)	(121,268)	1,878,732	1,576,768	(301,964)
Net Change in Fund Balance	(59,313)	(180,581)	847,133	1,027,714
Beginning Fund Balance	872,694	872,694	(219,063)	(1,091,757)
Ending Fund Balance	\$ 813,381	\$ 692,113	\$ 628,070	\$ (64,043)

CORBETT SCHOOL DISTRICT NO. 39
MULTNOMAH COUNTY, OREGON
SCHEDULE OF REVENUES, EXPENDITURES,
AND CHANGES IN FUND BALANCE - BUDGET AND ACTUAL
For the Fiscal Year Ended June 30, 2025

	Federal Fund			Variance with Final Budget Over (Under)
	Budgeted Amounts		Actual Amounts	
	Original	Final		
REVENUES				
Federal Sources	\$ 1,284,483	\$ 1,284,483	\$ 1,022,624	\$ (261,859)
Total Revenues	<u>1,284,483</u>	<u>1,284,483</u>	<u>1,022,624</u>	<u>(261,859)</u>
EXPENDITURES				
Instruction	314,900	314,900	319,069	4,169
Support Services	857,496	827,496	696,886	(130,610)
Debt Service	112,087	142,087	112,106	(29,981)
Total Expenditures	<u>1,284,483</u>	<u>1,284,483</u>	<u>1,128,061</u>	<u>(156,422)</u>
Net Change in Fund Balance	-	-	(105,437)	-
Beginning Fund Balance	-	-	13,500	13,500
Ending Fund Balance	<u>\$ -</u>	<u>\$ -</u>	<u>\$ (91,937)</u>	<u>\$ (91,937)</u>

CORBETT SCHOOL DISTRICT NO. 39
MULTNOMAH COUNTY, OREGON
SCHEDULE OF REVENUES, EXPENDITURES,
AND CHANGES IN FUND BALANCE - BUDGET AND ACTUAL
For the Fiscal Year Ended June 30, 2025

Food Service Fund				Variance with Final Budget Over (Under)
	Budgeted Amounts		Actual Amounts	
	Original	Final		
REVENUES				
Local Sources	\$ 100,000	\$ 100,000	\$ 3,366	\$ (96,634)
State Sources	6,000	6,000	129,365	123,365
Federal Sources	160,000	160,000	154,835	(5,165)
Total Revenues	<u>266,000</u>	<u>266,000</u>	<u>287,566</u>	<u>21,566</u>
EXPENDITURES				
Enterprise and Community Services	<u>387,268</u>	<u>412,268</u>	<u>449,360</u>	<u>37,092</u>
Total Expenditures	<u>387,268</u>	<u>412,268</u>	<u>449,360</u>	<u>37,092</u>
Excess (Deficiency) of Revenues Over Expenditures	(121,268)	(146,268)	(161,794)	(15,526)
OTHER FINANCING SOURCES (USES)				
Interfund Transfers In	<u>121,268</u>	<u>121,268</u>	<u>1,677</u>	<u>(119,591)</u>
Total Other Financing Sources (Uses)	<u>121,268</u>	<u>121,268</u>	<u>1,677</u>	<u>(119,591)</u>
Net Change in Fund Balance	-	(25,000)	(160,117)	(135,117)
Beginning Fund Balance	-	-	(89,553)	(89,553)
Ending Fund Balance	<u>\$ -</u>	<u>\$ (25,000)</u>	<u>\$ (249,670)</u>	<u>\$ (224,670)</u>

CORBETT SCHOOL DISTRICT NO. 39
MULTNOMAH COUNTY, OREGON
SCHEDULE OF REVENUES, EXPENDITURES,
AND CHANGES IN FUND BALANCE - BUDGET AND ACTUAL
For the Fiscal Year Ended June 30, 2025

	GO Bond Debt Service			Variance with Final Budget Over (Under)
	Budgeted Amounts		Actual Amounts	
	Original	Final		
REVENUES				
Local Sources	\$ 479,945	\$ 479,945	\$ 486,339	\$ 6,394
Total Revenues	<u>479,945</u>	<u>479,945</u>	<u>486,339</u>	<u>6,394</u>
EXPENDITURES				
Debt Service	423,988	424,338	447,399	23,061
Total Expenditures	<u>423,988</u>	<u>424,338</u>	<u>447,399</u>	<u>23,061</u>
Excess (Deficiency) of Revenues Over Expenditures	55,957	55,607	38,940	(16,667)
OTHER FINANCING SOURCES (USES)				
Interfund Transfers In	-	-	421,555	421,555
Total Other Financing Sources (Uses)	<u>-</u>	<u>-</u>	<u>421,555</u>	<u>421,555</u>
Net Change in Fund Balance	55,957	55,607	460,495	404,888
Beginning Fund Balance	<u>55,695</u>	<u>55,695</u>	<u>97,626</u>	<u>41,931</u>
Ending Fund Balance	<u>\$ 111,652</u>	<u>\$ 111,302</u>	<u>\$ 558,121</u>	<u>\$ 446,819</u>

CORBETT SCHOOL DISTRICT NO. 39

MULTNOMAH COUNTY, OREGON

SUPPLEMENTARY INFORMATION

CORBETT SCHOOL DISTRICT NO. 39

MULTNOMAH COUNTY, OREGON

COMBINING BALANCE SHEET

NON-MAJOR SPECIAL REVENUE FUNDS

June 30, 2025

	<u>Student Body Trust Fund</u>	<u>Student Investment Account</u>	<u>Energy Project Fund</u>	<u>Totals</u>
ASSETS				
Cash and Cash Equivalents	<u>\$ 119,628</u>	<u>\$ -</u>	<u>\$ 123,283</u>	<u>\$ 242,911</u>
Total Assets	<u>\$ 119,628</u>	<u>\$ -</u>	<u>\$ 123,283</u>	<u>\$ 242,911</u>
LIABILITIES AND FUND BALANCES				
LIABILITIES				
Due to Other Funds	<u>-</u>	<u>13,446</u>	<u>-</u>	<u>13,446</u>
Total Liabilities	<u>-</u>	<u>13,446</u>	<u>-</u>	<u>13,446</u>
FUND BALANCES				
Restricted for:				
Special Programs	-	-	123,283	123,283
Student Body Activities	119,628	-	-	119,628
Unassigned	<u>-</u>	<u>(13,446)</u>	<u>-</u>	<u>(13,446)</u>
Total Fund Balances	<u>119,628</u>	<u>(13,446)</u>	<u>123,283</u>	<u>229,465</u>
Total Liabilities and Fund Balances	<u>\$ 119,628</u>	<u>\$ -</u>	<u>\$ 123,283</u>	<u>\$ 242,911</u>

CORBETT SCHOOL DISTRICT NO. 39

MULTNOMAH COUNTY, OREGON

Combining Statement of Revenues,
Expenditures, and Changes in Fund Balances

NON-MAJOR SPECIAL REVENUE FUNDS

For the Fiscal Year Ended June 30, 2025

	Student Body Trust Fund	Student Investment Account	Energy Project Fund	Totals
REVENUES				
Contributions and Donations	-	-	33,589	33,589
State Aid	-	1,040,006	-	1,040,006
Total Revenues	<u>-</u>	<u>1,040,006</u>	<u>33,589</u>	<u>1,073,595</u>
EXPENDITURES				
Current:				
Instruction	-	685,226	-	685,226
Support Services	-	368,226	-	368,226
Total Expenditures	<u>-</u>	<u>1,053,452</u>	<u>-</u>	<u>1,053,452</u>
Net Change in Fund Balance	-	(13,446)	33,589	20,143
Beginning Fund Balance	<u>119,628</u>	<u>-</u>	<u>89,694</u>	<u>209,322</u>
Ending Fund Balance	<u>\$ 119,628</u>	<u>\$ (13,446)</u>	<u>\$ 123,283</u>	<u>\$ 229,465</u>

CORBETT SCHOOL DISTRICT NO. 39

MULTNOMAH COUNTY, OREGON

SCHEDULE OF REVENUES, EXPENDITURES,
AND CHANGES IN FUND BALANCE - BUDGET AND ACTUAL

For the Fiscal Year Ended June 30, 2025

	Student Body Trust Fund			Variance with Final Budget Over (Under)
	Budgeted Amounts		Actual Amounts	
	Original	Final		
REVENUES				
Local Sources	\$ 300,000	\$ 300,000	\$ -	\$ (300,000)
Total Revenues	<u>300,000</u>	<u>300,000</u>	<u>-</u>	<u>(300,000)</u>
Beginning Fund Balance	<u>-</u>	<u>-</u>	<u>119,628</u>	<u>119,628</u>
Ending Fund Balance	<u>\$ 300,000</u>	<u>\$ 300,000</u>	<u>\$ 119,628</u>	<u>\$ (180,372)</u>

CORBETT SCHOOL DISTRICT NO. 39
MULTNOMAH COUNTY, OREGON
SCHEDULE OF REVENUES, EXPENDITURES,
AND CHANGES IN FUND BALANCE - BUDGET AND ACTUAL
For the Fiscal Year Ended June 30, 2025

Student Investment Account				Variance with Final Budget Over (Under)
	<u>Budgeted Amounts</u>		Actual	
	<u>Original</u>	<u>Final</u>	<u>Amounts</u>	
REVENUES				
State Sources	\$ 988,000	\$ 988,000	\$ 1,040,006	\$ 52,006
Total Revenues	<u>988,000</u>	<u>988,000</u>	<u>1,040,006</u>	<u>52,006</u>
EXPENDITURES				
Instruction	631,747	679,002	685,227	6,225
Support Services	356,253	361,005	368,225	7,220
Total Expenditures	<u>988,000</u>	<u>1,040,007</u>	<u>1,053,452</u>	<u>13,445</u>
Net Change in Fund Balance	<u>-</u>	<u>(52,007)</u>	<u>(13,446)</u>	<u>-</u>
Ending Fund Balance	<u>\$ -</u>	<u>\$ (52,007)</u>	<u>\$ (13,446)</u>	<u>\$ 38,561</u>

CORBETT SCHOOL DISTRICT NO. 39
MULTNOMAH COUNTY, OREGON
SCHEDULE OF REVENUES, EXPENDITURES,
AND CHANGES IN FUND BALANCE - BUDGET AND ACTUAL
For the Fiscal Year Ended June 30, 2025

	Energy Project Fund			Variance with Final Budget Over (Under)
	Budgeted Amounts		Actual Amounts	
	Original	Final		
REVENUES				
Local Sources	\$ 30,000	\$ 30,000	\$ 33,589	\$ 3,589
Total Revenues	<u>30,000</u>	<u>30,000</u>	<u>33,589</u>	<u>3,589</u>
EXPENDITURES				
Facilities Acquisition and Construction	<u>20,000</u>	<u>20,000</u>	<u>-</u>	<u>(20,000)</u>
Total Expenditures	<u>20,000</u>	<u>20,000</u>	<u>-</u>	<u>(20,000)</u>
Net Change in Fund Balance	10,000	10,000	33,589	-
Beginning Fund Balance	<u>94,841</u>	<u>94,841</u>	<u>89,694</u>	<u>(5,147)</u>
Ending Fund Balance	<u>\$ 104,841</u>	<u>\$ 104,841</u>	<u>\$ 123,283</u>	<u>\$ 18,442</u>

CORBETT SCHOOL DISTRICT NO. 39

MULTNOMAH COUNTY, OREGON

OTHER INFORMATION

CORBETT SCHOOL DISTRICT NO. 39

MULTNOMAH COUNTY, OREGON

SCHEDULE OF LONG-TERM DEBT TRANSACTIONS

For the Fiscal Year Ended June 30, 2025

2012B OSBA FlexFund (QSCB)

On February 7, 2012, the District entered into a financing agreement as part of the Oregon School Board Association’s FlexFund Program to accept \$1,000,000 of Qualified School Construction Bonds (QSCB)proceeds from the Bank of New York Mellon Trust Company, NA. The proceeds were to remodel the Springdale School. While the agreement has an interest rate of 4.625%, the QSCBs allow the District to be eligible to receive subsidy payments to offset the related interest payments. In addition to interest payments, payable semi-annually on December 30 and June 30, the agreement requires the District to deposit amounts into a trust account every June 30 to make the principal payment at June 30, 2030 maturity. The deposits, held at the Bank of New York Mellon Trust Company, NA, had a fair value of \$650,211 at June 30, 2024 and are restricted to retire the debt.

Current Year Activity:

	<u>Outstanding Balance July 1, 2024</u>	<u>New Issues and Interest Matured</u>	<u>Principal and Interest Retired</u>	<u>Outstanding Balance June 30, 2025</u>	<u>Due Within One Year</u>
Principal	\$ 1,000,000	\$ -	\$ -	\$ 1,000,000	\$ -
Interest	-	46,250	46,250	-	46,500
Total	\$ 1,000,000	\$ 46,250	\$ 46,250	\$ 1,000,000	\$ 46,500

Future Requirements:

<u>Fiscal Year Ended June 30,</u>	<u>Principal</u>	<u>Interest</u>	<u>Total</u>	<u>Interest Rate</u>
2026		\$ 46,500		4.65%
2027		46,500		4.65%
2028		46,500		4.65%
2029		46,500		4.65%
2030	1,000,000	46,500	1,046,500	4.65%
Total	<u>\$ 1,000,000</u>	<u>\$ 232,500</u>	<u>\$ 1,046,500</u>	

CORBETT SCHOOL DISTRICT NO. 39

MULTNOMAH COUNTY, OREGON

SCHEDULE OF LONG-TERM DEBT TRANSACTIONS

For the Fiscal Year Ended June 30, 2025

2012C OSBA FlexFund

On October 30, 2012, the District entered into a financing agreement as part of the Oregon School Board Association's FlexFund Program to accept \$650,000 of bond proceeds from the Bank of New York Mellon Trust Company, NA at interest rates between 0.50% and 4.00%. The proceeds were to remodel the Springdale School.

Current Year Activity:

	Outstanding Balance July 1, 2024	New Issues and Interest Matured	Principal and Interest Retired	Outstanding Balance June 30, 2025	Due Within One Year
Principal	\$ 305,000	\$ -	\$ 35,000	\$ 270,000	\$ 35,000
Interest	-	11,500	11,500	-	10,275
Total	\$ 305,000	\$ 11,500	\$ 46,500	\$ 270,000	\$ 45,275

Future Requirements:

Fiscal Year Ended June 30,	Principal	Interest	Total	Interest Rate
2026	\$ 35,000	\$ 10,275	\$ 45,275	3.50%
2027	35,000	9,050	44,050	3.50%
2028	35,000	7,825	42,825	3.50%
2029	40,000	6,600	46,600	4.00%
2030	40,000	5,000	45,000	4.00%
2031	40,000	3,400	43,400	4.00%
2032	45,000	1,800	46,800	4.00%
Total	\$ 270,000	\$ 43,950	\$ 313,950	

CORBETT SCHOOL DISTRICT NO. 39

MULTNOMAH COUNTY, OREGON

SCHEDULE OF LONG-TERM DEBT TRANSACTIONS

For the Fiscal Year Ended June 30, 2025

2021 GO Bond

On April 15, 2021, the District entered into a financing agreement with BciCapital, Inc. to issue a direct placement general obligation bond for \$4,000,000 with an interest rate of 1.68%. The proceeds are to be used to construct, renovate, improve, furnish, and equip the District's facilities and site improvements and refinance other long-term debt.

Current Year Activity:

	Outstanding Balance July 1, 2024	New Issues and Interest Matured	Principal and Interest Retired	Outstanding Balance June 30, 2025	Due Within One Year
Principal	\$ 3,035,000	\$ -	\$ 373,000	\$ 2,662,000	\$ 392,000
Interest	-	49,999	49,999	-	44,722
Total	<u>\$ 3,035,000</u>	<u>\$ 49,999</u>	<u>\$ 422,999</u>	<u>\$ 2,662,000</u>	<u>\$ 436,722</u>

Future Requirements:

Fiscal Year Ended June 30,	Principal	Interest	Total	Interest Rate
2026	\$ 392,000	\$ 44,722	\$ 436,722	1.68%
2027	412,000	38,136	450,136	1.68%
2028	432,000	31,214	463,214	1.68%
2029	453,000	23,956	476,956	1.68%
2030	475,000	16,346	491,346	1.68%
2031	498,000	8,366	506,366	1.68%
Total	<u>\$ 2,662,000</u>	<u>\$ 162,740</u>	<u>\$ 2,824,740</u>	

CORBETT SCHOOL DISTRICT NO. 39

MULTNOMAH COUNTY, OREGON

SCHEDULE OF LONG-TERM DEBT TRANSACTIONS

For the Fiscal Year Ended June 30, 2025

2011 SELP Loan

On November 4, 2011, the District entered into a loan agreement with the State of Oregon Department of Energy through their Small Scale Local Energy Loan Program (SELP) for \$583,136 with an interest rate of 3.50%. The proceeds from the loan are to make energy efficient updates through-out the District.

Current Year Activity:

	<u>Outstanding Balance July 1, 2024</u>	<u>New Issues and Interest Matured</u>	<u>Principal and Interest Retired</u>	<u>Outstanding Balance June 30, 2025</u>	<u>Due Within One Year</u>
Principal	\$ 130,005	\$ -	\$ 46,197	\$ 83,808	\$ 47,841
Interest	-	3,819	3,819	-	2,175
Total	<u>\$ 130,005</u>	<u>\$ 3,819</u>	<u>\$ 50,016</u>	<u>\$ 83,808</u>	<u>\$ 50,016</u>

Future Requirements:

<u>Fiscal Year Ended June 30,</u>	<u>Principal</u>	<u>Interest</u>	<u>Total</u>	<u>Interest Rate</u>
2026	\$ 47,841	\$ 2,175	\$ 50,016	3.50%
2027	35,967	519	36,486	3.50%
Total	<u>\$ 83,808</u>	<u>\$ 2,694</u>	<u>\$ 86,502</u>	

CORBETT SCHOOL DISTRICT NO. 39

MULTNOMAH COUNTY, OREGON

SCHEDULE OF LONG-TERM DEBT TRANSACTIONS

For the Fiscal Year Ended June 30, 2025

2019 Santander Financing

In March 2019, the District entered into an agreement with Santander Bank to finance the purchase of one 2019 Bluebird Bus, which serves as collateral for the debt, in the amount of \$111,354 with an interest rate of 3.75%.

Current Year Activity:

	Outstanding Balance July 1, 2024	New Issues and Interest Matured	Principal and Interest Retired	Outstanding Balance June 30, 2025	Due Within One Year
Principal	\$ 33,885	\$ -	\$ 16,630	\$ 17,255	\$ 17,255
Interest	-	1,271	1,271	-	646
Total	\$ 33,885	\$ 1,271	\$ 17,901	\$ 17,255	\$ 17,901

Future Requirements:

	Fiscal Year Ended June 30,	Principal	Interest	Total	Interest Rate
2026		\$ 17,255	\$ 646	\$ 17,901	3.75%
Total		\$ 17,255	\$ 646	\$ 17,901	

CORBETT SCHOOL DISTRICT NO. 39

MULTNOMAH COUNTY, OREGON

SCHEDULE OF LONG-TERM DEBT TRANSACTIONS

For the Fiscal Year Ended June 30, 2025

2020 Santander Financing 1

In March 2020, the District entered into an agreement with Santander Bank to finance the purchase of one 2021 Bluebird Bus, which serves as collateral for the debt, in the amount of \$111,694 with an interest rate of 2.68%.

Current Year Activity:

	Outstanding Balance July 1, 2024	New Issues and Interest Matured	Principal and Interest Retired	Outstanding Balance June 30, 2025	Due Within One Year
Principal	\$ 33,237	\$ -	\$ 16,399	\$ 16,838	\$ 16,838
Interest	-	890	890	-	451
Total	<u>\$ 33,237</u>	<u>\$ 890</u>	<u>\$ 17,289</u>	<u>\$ 16,838</u>	<u>\$ 17,289</u>

Future Requirements:

Fiscal Year Ended June 30,	Principal	Interest	Total	Interest Rate
2026	\$ 16,838	\$ 451	\$ 17,289	2.68%
Total	<u>\$ 16,838</u>	<u>\$ 451</u>	<u>\$ 17,289</u>	

CORBETT SCHOOL DISTRICT NO. 39

MULTNOMAH COUNTY, OREGON

SCHEDULE OF LONG-TERM DEBT TRANSACTIONS

For the Fiscal Year Ended June 30, 2025

2020 Santander Financing 2

In December 2020, the District entered into an agreement with Santander Bank to finance the purchase of one 2022 Bluebird Bus, which serves as collateral for the debt, in the amount of \$128,290 with an interest rate of 2.44%.

Current Year Activity:

	<u>Outstanding Balance July 1, 2024</u>	<u>New Issues and Interest Matured</u>	<u>Principal and Interest Retired</u>	<u>Outstanding Balance June 30, 2025</u>	<u>Due Within One Year</u>
Principal	\$ 46,516	\$ -	\$ 15,134	\$ 31,382	\$ 15,503
Interest	-	1,135	1,135	-	766
Total	<u>\$ 46,516</u>	<u>\$ 1,135</u>	<u>\$ 16,269</u>	<u>\$ 31,382</u>	<u>\$ 16,269</u>

Future Requirements:

	<u>Fiscal Year Ended June 30,</u>	<u>Principal</u>	<u>Interest</u>	<u>Total</u>	<u>Interest Rate</u>
	2026	\$ 15,503	\$ 766	\$ 16,269	2.44%
	2027	15,879	390	16,269	0.00%
	Total	<u>\$ 31,382</u>	<u>\$ 1,156</u>	<u>\$ 32,538</u>	

CORBETT SCHOOL DISTRICT NO. 39

MULTNOMAH COUNTY, OREGON

SCHEDULE OF LONG-TERM DEBT TRANSACTIONS

For the Fiscal Year Ended June 30, 2025

2022 Santander Financing

In December 2021, The District entered into an agreement with Santander Bank to finance the purchase of one 2023 Bluebird Bus, which serves as collateral for the debt, in the amount of \$129,898 with an interest rate of 2.58%.

Current Year Activity:

	<u>Outstanding Balance July 1, 2024</u>	<u>New Issues and Interest Matured</u>	<u>Principal and Interest Retired</u>	<u>Outstanding Balance June 30, 2025</u>	<u>Due Within One Year</u>
Principal	\$ 75,372	\$ -	\$ 18,107	\$ 57,265	\$ 18,574
Interest	-	1,942	1,942	-	1,475
Total	<u>\$ 75,372</u>	<u>\$ 1,942</u>	<u>\$ 20,049</u>	<u>\$ 57,265</u>	<u>\$ 20,049</u>

Future Requirements:

<u>Fiscal Year Ended June 30,</u>	<u>Principal</u>	<u>Interest</u>	<u>Total</u>	<u>Interest Rate</u>
2026	\$ 18,574	\$ 1,475	\$ 20,049	2.58%
2027	19,053	996	20,049	2.58%
2028	19,638	509	20,147	2.58%
Total	<u>\$ 57,265</u>	<u>\$ 2,980</u>	<u>\$ 60,245</u>	

CORBETT SCHOOL DISTRICT NO. 39

MULTNOMAH COUNTY, OREGON

SCHEDULE OF LONG-TERM DEBT TRANSACTIONS

For the Fiscal Year Ended June 30, 2025

Corbett Commons Lease

On February 1, 2023, Corbett School District entered into a 48-month lease as Lessee for the right of use of the Corbett Commons office space. An initial lease liability was recorded for \$420,683. As of June 30, 2023 the value of the lease liability is \$388,515. Corbett School District is required to make variable monthly payments of \$9,000-\$9,934. The lease has an imputed interest rate of 2.275%. The estimated useful life was 48 months as of the contract commencement.

Current Year Activity:

	<u>Outstanding Balance July 1, 2024</u>	<u>New Issues and Interest Matured</u>	<u>Principal and Interest Retired</u>	<u>Outstanding Balance June 30, 2025</u>	<u>Due Within One Year</u>
Principal	\$ 286,747	\$ -	\$ 106,877	\$ 179,870	\$ 112,171
Interest	-	5,229	5,229	-	2,717
Total	<u>\$ 286,747</u>	<u>\$ 5,229</u>	<u>\$ 112,106</u>	<u>\$ 179,870</u>	<u>\$ 114,888</u>

Future Requirements:

	<u>Ended June 30,</u>	<u>Principal</u>	<u>Interest</u>	<u>Total</u>	<u>Interest Rate</u>
2026		\$ 112,171	\$ 2,717	\$ 114,888	0.00%
2027		67,699	387	68,086	0.00%
Total		<u>\$ 179,870</u>	<u>\$ 3,104</u>	<u>\$ 182,974</u>	

CORBETT SCHOOL DISTRICT NO. 39

MULTNOMAH COUNTY, OREGON

SCHEDULE OF LONG-TERM DEBT TRANSACTIONS

For the Fiscal Year Ended June 30, 2025

2023 Santander Financing

In May 2023, The District entered into an agreement with Santander Bank to finance the purchase of one 2023 Bluebird Bus, which serves as collateral for the debt, in the amount of \$171,668 with an interest rate of 2.58%.

Current Year Activity:

	Outstanding Balance July 1, 2024	New Issues and Interest Matured	Principal and Interest Retired	Outstanding Balance June 30, 2025	Due Within One Year
Principal	\$ 134,216	\$ -	\$ 30,932	\$ 103,284	\$ 32,618
Interest	-	7,315	7,315	-	5,629
Total	<u>\$ 134,216</u>	<u>\$ 7,315</u>	<u>\$ 38,247</u>	<u>\$ 103,284</u>	<u>\$ 38,247</u>

Future Requirements:

	Ended June 30,	Principal	Interest	Total	Interest Rate
2026		\$ 32,618	\$ 5,629	\$ 38,247	2.58%
2027		34,396	3,851	38,247	2.58%
2028		36,270	1,977	38,247	2.58%
Total		<u>\$ 103,284</u>	<u>\$ 11,458</u>	<u>\$ 114,742</u>	

CORBETT SCHOOL DISTRICT NO. 39
SCHEDULE OF LONG-TERM DEBT TRANSACTIONS

For the Fiscal Year Ended June 30, 2025

MESD Agreement - Emergency Aid Loan

Multnomah Education Service District (MESD) issued an Emergency Aid loan to Corbett SD through an Intergovernmental Agreement executed on December 11, 2024. The principal amount of the loan is not to exceed \$2 million, with disbursements received during 24-2025 fiscal year. Annual interest rate for this loan is set at 2%. First interest payment for this loan is due on June 30, 2025, with only interest due for 24-2025 fiscal year. Principal payments for this loan will begin on June 30, 2026, and the district will make eight annual payments of \$250,000 (or remaining balance, whichever is less) and the interest accrued on the outstanding balance to MESD until the Emergency Loan is fully repaid. MESD will deduct the amount owed annually from Corbett's allocation of funds distributed through MESD (e.g. transit funds), prior to distributing any remaining funds to Corbett. Should Corbett SD withdraw from MESD at any point during repayment period, then Corbett & MESD will amend this agreement to provide for direct payment of the funds from Corbett to MESD. Repayment of the loan is due in full by June 30, 2033.

Current Year Activity:

	Outstanding Balance July 1, 2024	New Issues and Interest Matured	Principal and Interest Retired	Outstanding Balance June 30, 2025	Due Within One Year
Principal	\$ -	\$ 2,000,000	\$ -	\$ 2,000,000	\$ 250,000
Interest	-	19,167	19,167	-	40,000
Total	<u>\$ -</u>	<u>\$ 2,019,167</u>	<u>\$ 19,167</u>	<u>\$ 2,000,000</u>	<u>\$ 290,000</u>

Future Requirements:

	Fiscal Year Ended June 30,	Principal	Interest	Total	Interest Rate
	2026	\$ 250,000	\$ 40,000	\$ 290,000	2.00%
	2027	250,000	35,000	285,000	2.00%
	2028	250,000	30,000	280,000	2.00%
	2029	250,000	25,000	275,000	2.00%
	2030	250,000	20,000	270,000	2.00%
	2031	250,000	15,000	265,000	2.00%
	2032	250,000	10,000	260,000	2.00%
	2033	250,000	5,000	255,000	2.00%
Total		<u>\$ 2,000,000</u>	<u>\$ 180,000</u>	<u>\$ 2,180,000</u>	

CORBETT SCHOOL DISTRICT NO. 39
MULTNOMAH COUNTY, OREGON
 Oregon Department of Education Form 581-3211-C
 For the Fiscal Year Ended June 30, 2025

Part A is needed for computing Oregon's full allocation for ESEA, Title 1 & other Federal Funds for Education

		Objects 325 & 326
B. Energy Bills for Heating - All Funds: Please enter your expenditures for electricity & heating fuel, and water & sewage for these Functions & Objects.	Function 2540	\$ 232,875
	Function 2550	\$ -

C. Replacement of Equipment - General Fund:
 Include all General Fund expenditures in Object 542, except for the following exclusions:

Exclude these functions:	Exclude these functions:	\$ -
1113,1122 & 1132	Extra-curricular Activities 4150	Construction
1140	Pre-Kindergarten 2550	Pupil Transportation
1300	Continuing Education 3100	Food Service
1400	Summer School 3300	Community Services

REPORT ON LEGAL
AND OTHER
REGULATORY REQUIREMENTS



CORBETT SCHOOL DISTRICT NO. 39

INDEPENDENT AUDITOR'S REPORT **REQUIRED BY OREGON STATE REGULATIONS**

As of June 30, 2025

To the Governing Body of the Corbett School District No. 39
Corbett, Oregon

We have audited the basic financial statements of the Corbett School District No. 39 as of and for the year ended June 30, 2025, and have issued our report thereon dated May 01, 2026. We conducted our audit in accordance with auditing standards generally accepted in the United States of America.

Compliance

As part of obtaining reasonable assurance about whether the Corbett School District No. 39's financial statements are free of material misstatement, we performed tests of its compliance with certain provisions of laws, regulations, contracts, and grants, including the provisions of Oregon Revised Statutes as specified in Oregon Administrative Rules 162-10-000 through 162-10-320 of the Minimum Standards for Audits of Oregon Municipal Corporations, noncompliance with which could have a direct and material effect on the determination of financial statements amounts. However, providing an opinion on compliance with those provisions was not an objective of our audit, and accordingly, we do not express such an opinion.

We performed procedures to the extent we considered necessary to address the required comments and disclosures which included, but were not limited to the following:

- **Deposit of public funds with financial institutions (ORS Chapter 295).**
- **Indebtedness limitations, restrictions, and repayment.**
- **Budgets legally required (ORS Chapter 294).**
- **Insurance and fidelity bonds in force or required by law.**
- **Programs funded from outside sources.**
- **Authorized investment of surplus funds (ORS Chapter 294).**
- **Public contracts and purchasing (ORS Chapters 279A, 279B, 279C).**
- **State school fund factors and calculation.**

In connection with our testing, nothing came to our attention that caused us to believe the District was not in substantial compliance with certain provisions of laws, regulations, contracts, and grants, including the provisions of Oregon Revised Statutes as specified in Oregon Administrative Rules 162-10-000 through 162-10-320 of the Minimum Standards for Audits of Oregon Municipal Corporations except for the following:

- The District over-expended budgeted appropriations in five funds as described in the Notes to the Financial Statements on Page 56.

OAR 162-10-0230 Internal Control

In planning and performing our audit, we considered the District's internal control over financial reporting as a basis for designing our auditing procedures for the purpose of expressing our opinion on the financial statements, but not for the purpose of expressing an opinion on the effectiveness of the District's internal control over financial reporting. Accordingly, we do not express an opinion on the effectiveness of the District's internal control over financial reporting.

This report is intended solely for the information and use of the Board of Directors and management of Corbett School District No. 39 and the Oregon Secretary of State and is not intended to be and should not be used by anyone other than these parties.

Ashraf Lakhani Farishta, CPA
Umpqua Valley Financial
Roseburg, Oregon
May,01 2026

CORBETT SCHOOL DISTRICT NO. 39
SINGLE AUDIT SECTION



**INDEPENDENT AUDITOR’S REPORT ON INTERNAL CONTROL OVER FINANCIAL REPORTING
AND ON COMPLIANCE AND OTHER MATTERS BASED ON AN AUDIT OF FINANCIAL
STATEMENTS PERFORMED
IN ACCORDANCE WITH *GOVERNMENT AUDITING STANDARDS***

To the Board of Directors
Corbett School District No. 39

We have audited, in accordance with auditing standards generally accepted in the United States of America and the standards applicable to financial audits contained in *Government Auditing Standards*, issued by the Comptroller General of the United States the financial statements of the governmental activities, each major fund, and the aggregate remaining fund information of Corbett School District No. 39, as of and for the year ended June 30, 2025, and the related notes to the financial statements, which collectively comprise the Corbett School District No. 39’s basic financial statements and have issued our report thereon dated May 01, 2026.

Report on Internal Control over Financial Reporting

In planning and performing our audit of the financial statements, we considered Corbett School District No. 39’s internal control over financial reporting (internal control) as a basis for designing the audit procedures that are appropriate in the circumstances for the purpose of expressing our opinion on the financial statements, but not for the purpose of expressing an opinion on the effectiveness of Corbett School District No. 39’s internal control. Accordingly, we do not express an opinion on the effectiveness of Corbett School District No. 39’s internal control.

A deficiency in internal control exists when the design or operation of a control does not allow management or employees, in the normal course of performing their assigned functions, to prevent, or detect and correct, misstatements on a timely basis. *A material weakness* is a deficiency, or combination of deficiencies, in internal control such that there is a reasonable possibility that a material misstatement of the entity’s financial statements will not be prevented, or detected and corrected, on a timely basis. *A significant deficiency* is a deficiency, or a combination of deficiencies, in internal control that is less severe than a material weakness, yet important enough to merit attention by those charged with governance.

Our consideration of internal control was for the limited purpose described in the first paragraph and was not designed to identify all deficiencies in internal control that might be material weaknesses or significant deficiencies and therefore, material weaknesses or significant deficiencies may exist that have not been identified. We identified certain deficiencies in internal control, described in the accompanying schedule of findings and questioned costs as items 2025-001, and 2025-002, that we consider to be material weaknesses.

Report on Compliance and Other Matters

As part of obtaining reasonable assurance about whether Corbett School District No. 39's financial statements are free of material misstatement, we performed tests of its compliance with certain provisions of laws, regulations, contracts, and grant agreements, noncompliance with which could have a direct and material effect on the financial statements. However, providing an opinion on compliance with those provisions was not an objective of our audit, and accordingly, we do not express such an opinion. The results of our tests disclosed instances of noncompliance or other matters that are required to be reported under *Government Auditing Standards* and which are described in the accompanying schedule of findings and questioned costs as items 2025-001, 2025-002, and 2025-003.

Corbett School District No. 39's Response to Findings

Government Auditing Standards requires the auditor to perform limited procedures on Corbett School District No. 39's response to the findings identified in our audit and described in the accompanying schedule of findings and questioned costs. Corbett School District No. 39's response was not subjected to the auditing procedures applied in the audit of the financial statements and, accordingly, we express no opinion on the response.

Purpose of this Report

The purpose of this report is solely to describe the scope of our testing of internal control and compliance and the results of that testing, and not to provide an opinion on the effectiveness of the organization's internal control or on compliance. This report is an integral part of an audit performed in accordance with *Government Auditing Standards* in considering the organization's internal control and compliance. Accordingly, this communication is not suitable for any other purpose.



Ashraf Lakhani Farishta CPA
Umpqua Valley Financial, LLC
Roseburg, Oregon
May 01, 2026



**INDEPENDENT AUDITOR’S REPORT ON COMPLIANCE FOR EACH MAJOR PROGRAM
AND ON INTERNAL CONTROL OVER COMPLIANCE REQUIRED BY THE UNIFORM GUIDANCE**

To the Board of Directors
Corbett School District No. 39

Report on Compliance for Each Major Federal Program

Opinion on Each Major Federal Program

We have audited Corbett School District No. 39’s compliance with the types of compliance requirements identified as subject to audit in the OMB *Circular Compliance Supplement* that could have a direct and material effect on each of Corbett School District No. 39’s major federal program for the year ended June 30, 2025. Corbett School District No. 39’s major federal programs are identified in the summary of auditor’s results section of the accompanying schedule of findings and questioned costs.

In our opinion, Corbett School District No. 39 complied, in all material respects, with the types of compliance requirements referred to above that could have a direct and material effect on its major federal programs for the year ended June 30, 2025.

Basis for Opinion on Each Major Federal Program

We conducted our audit of compliance in accordance with auditing standards generally accepted in the United States of America; the standards applicable to financial audits contained in *Government Auditing Standards* issued by the Comptroller General of the United States; and the audit requirements of Title 2 U.S. Code of Federal Regulations Part 200, Uniform Administrative Requirements, Cost Principles, and Audit Requirements for Federal Awards (Uniform Guidance). Our responsibilities under those standards and the Uniform Guidance are further described in the Auditor’s Responsibilities for the Audit of Compliance section of our report.

We are required to be independent of Corbett School District No. 39 and to meet our other ethical responsibilities, in accordance with relevant ethical requirements relating to our audit. We believe that the audit evidence we have obtained is sufficient and appropriate to provide a basis for our opinion on compliance for each major federal program. Our audit does not provide a legal determination of Corbett School District No. 39’s compliance with the requirements referred to above.

Responsibilities of Management for Compliance

Management is responsible for compliance with the requirements referred to above and for the design, implementation, and maintenance of effective internal control over compliance with the requirements of laws, statutes, regulations, rules, and provisions of contracts or grant agreements applicable to Corbett School District No. 39’s federal programs.

Auditor’s Responsibilities for the Audit of Compliance

Our objectives are to obtain reasonable assurance about whether material noncompliance with the compliance requirements referred to above occurred, whether due to fraud or error, and express an opinion on Corbett School District No. 39’s compliance based on our audit. Reasonable assurance is a high level of assurance but is not absolute assurance and therefore is not a guarantee that an audit conducted in accordance with generally accepted auditing standards, *Government Auditing Standards*, and the Uniform Guidance will always detect material noncompliance when it exists. The risk of not detecting material noncompliance resulting from fraud is higher than for that resulting from error, as fraud may involve collusion, forgery, intentional omissions, misrepresentations, or the override of internal control. Noncompliance with compliance requirements referred to above is considered material if there is a substantial likelihood that, individually or in the aggregate, it would influence the judgment made by a reasonable user of the report on compliance about Corbett School District No. 39’s compliance with the requirements of each major program as a whole.

In performing an audit in accordance with generally accepted auditing standards, *Government Auditing Standards*, and the Uniform Guidance, we

- Exercise professional judgment and maintain professional skepticism throughout the audit.
- Identify and assess the risks of material noncompliance whether due to fraud or error, and design and perform audit procedures responsive to those risks. Such procedures include examining, on a test basis, evidence regarding Corbett School District No. 39’s compliance with the compliance requirements referred to above and performing such other procedures as we have considered necessary in the circumstances.
- Obtain an understanding of Corbett School District No. 39’s internal control over compliance relevant to the audit in order to design audit procedures that are appropriate in the circumstances and to test and report on internal control over compliance in accordance with Uniform Guidance, but not for the purpose of expressing an opinion on the effectiveness of Corbett School District No. 39’s internal control over compliance. Accordingly, no such opinion is expressed.

We are required to communicate with those charged with governance regarding, among other matters, the planned scope and timing of the audit and any significant deficiencies and material weaknesses in internal control over compliance that we identified during the audit.

Other Matters

The results of our auditing procedures disclosed instances of noncompliance which are required to be reported in accordance with the Uniform Guidance and which are described in the accompanying schedule of findings and questioned costs as items 2025-003. Our opinion on each major federal program is not modified with respect to these matters.

Government Auditing Standards requires the auditor to perform limited procedures on Corbett School District No. 39’s response to the noncompliance findings identified in our compliance audit described in the accompanying schedule of findings and questioned costs. Corbett School District No. 39’s response was not subjected to the other auditing procedures applied in the audit of compliance, and accordingly, we express no opinion on the response.

Report on Internal Control over Compliance

Our consideration of internal control over compliance was for the limited purpose described in the Auditor's Responsibilities for the Audit of Compliance section above and was not designed to identify all deficiencies in internal control over compliance that might be material weaknesses or significant deficiencies and therefore, material weaknesses or significant deficiencies may exist that were not identified. However, as discussed below, we did identify certain deficiencies in internal control over compliance that we consider to be material weaknesses.


A deficiency in internal control over compliance exists when the design or operation of a control over compliance does not allow management or employees, in the normal course of performing their assigned functions, to prevent, or detect and correct, noncompliance with a type of compliance requirement of a federal program on a timely basis. A *material weakness in internal control over compliance* is a deficiency, or combination of deficiencies, in internal control over compliance, such that there is a reasonable possibility that material noncompliance with a type of compliance requirement of a federal program will not be prevented, or detected and corrected, on a timely basis.

A significant deficiency in internal control over compliance is a deficiency, or a combination of deficiencies, in internal control over compliance with a type of compliance requirement of a federal program that is less severe than a material weakness in internal control over compliance, yet important enough to merit attention by those charged with governance. We consider the deficiencies in internal control over compliance described in the accompanying schedule of findings and questioned costs as items 2025-003 to be material weakness.

Our audit was not designed for the purpose of expressing an opinion on the effectiveness of internal control over compliance. Accordingly, no such opinion is expressed.

Government Auditing Standards requires the auditor to perform limited procedures on Corbett School District No. 39's response to the internal control over compliance findings identified in our compliance audit described in the accompanying schedule of findings and questioned costs. Corbett School District No. 39's response was not subjected to the other auditing procedures applied in the audit of compliance and, accordingly, we express no opinion on the response.

The purpose of this report on internal control over compliance is solely to describe the scope of our testing of internal control over compliance and the results of that testing based on the requirements of the Uniform Guidance. Accordingly, this report is not suitable for any other purpose.



Ashraf Lakhani Farishta, CPA
Umpqua Valley Financial, LLC
Roseburg, Oregon
May 01, 2026

CORBETT SCHOOL DISTRICT NO. 39
SCHEDULE OF EXPENDITURES OF FEDERAL AWARDS
For the Year Ended June 30, 2025

Federal Grantor/Pass Through Grantor/ Program Title	Assistance Listing (AL) #			Federal Program Name	Cluster Name	Grant Fund	Federal Assistance Listing Number	Grant Period	Original Program or Grant Amount	(Receivable)/ Deferred Revenue June 30, 2024	Cash Received	Expenditures	(Receivable)/ Deferred Revenue June 30, 2025
	Federal Awarding Agency Prefix	AL Three-Digit Extension	Additional Award Identification										
US. DEPARTMENT OF EDUCATION													
Passed Through Oregon Department of Education:													
Title IA - Grants to Local Education Agencies	84	010				03.1.1272.000	84.010	2024-25	\$ 99,315	\$ -	\$ 99,315	\$ 99,315	\$ -
Total Title I									99,315	-	99,315	99,315	-
Title II-A Teacher Quality	84	367				03.1.2240.000	84.367	2024-25	12,449	-	-	12,449	(12,449)
Title II-A Teacher Quality	84	367				03.1.2240.000	84.367	2023-24	17,633	(17,633)	17,633	-	-
Total Title II-A									12,449	-	-	12,449	(12,449)
Title III English Language Acquisition	84	365				01.1.2321.299	84.365	2023-24	594	-	594	594	-
Total Title III									594	-	594	594	-
Title IVA - Student Support and Academic Enrichment	84	424				03.1.1274.000	84.424	2023-24	10,000	(10,000)	10,000	-	-
Title IVA - Student Support and Academic Enrichment	84	424				03.1.1274.000	84.424	2024-25	10,981	-	10,981	10,981	-
Total Title IV-A									20,981	(10,000)	20,981	10,981	-
Elementary & Secondary School Emergency Relief, III	84	425U	COVID-19, 84.425U	Elementary and Secondary School Emergency Relief Fund	Educational Stabilization Fund	03.1.1290.000	84.425U	2020-24	577,375	(99,383)	99,383	-	-
Total Educational Stabilization Fund									577,375	(99,383)	99,383	-	-
IDEA - Special Education Grants to States(Part B Sec.619)	84	027				03.1.1252.320	84.173	2022-23	1,745	(1,745)	1,745	-	-
IDEA - Special Education Grants to States(Part B Sec.619)	84	027				03.1.1252.320	84.173	2023-24	1,900	-	-	1,900	(1,900)
IDEA - Special Education Grants to States(Part B Sec.611)	84	027				03.1.1251.320	84.027	2024-26	197,434	(36,069)	36,069	-	-
IDEA - Special Education Grants to States(Part B Sec.611)	84	027				03.1.1251.320	84.027	2024-26	208,796	-	65,910	191,195	(122,866)
Total IDEA									409,875	(37,814)	103,723	193,095	(124,767)
Total Passed through Oregon Department of Education									\$ 1,120,589	\$ (147,196)	\$ 323,996	\$ 316,434	\$ (137,216)
US Department of Education - Direct													
						03.1.2140.000							
						03.1.5110.000							
Title IV ESEA - School Based Mental Health	84	184H				04.2.2120.000	84.184H	2024-27	\$ 979,629	\$ (66,703)	\$ 775,906	\$ 880,217	\$ -
Total US Department of Education - Direct									\$ 979,629	\$ (66,703)	\$ 775,906	\$ 880,217	\$ -
Total U.S. Department of Education									\$ 2,100,218	\$ (213,899)	\$ 1,099,902	\$ 1,196,651	\$ (137,216)
DEPARTMENT OF HEALTH AND HUMAN SERVICES													
Youth Transition Program, Rehabilitation Vocational Svcs	84	126	161026			01.1.2126.000	84.126	2024-25	\$ 196,896	\$ (55,271)	\$ 185,736	\$ 176,619	\$ -
Total Department of Health and Human Services									\$ 196,896	\$ (55,271)	\$ 185,736	\$ 176,619	\$ -
US. DEPARTMENT OF AGRICULTURE													
Passed Through Oregon Department of Education:													
National School Lunch - Lunch	10	555				2	10.555	2024-25	\$ 104,591	\$ (20,450)	\$ 99,547	\$ 92,414	\$ (13,317)
National School Lunch - Breakfast	10	553				2	10.553	2024-25	49,437	(17,594)	54,399	43,293	(6,488)
Commodities NSLP	10	555				2	10.555	2024-25	19,007	-	19,007	19,007	-
Local Food for Schools (LFS)	10	185				2	10.185	2023-24	2,387	(2,387)	2,387	-	-
CNP Supply Chain Assistance	10	555				2	10.555	2023-24	29,234	(29,234)	29,234	-	-
Total National School Lunch Program									204,656	(69,665)	204,574	154,714	(19,805)
Total U.S. Department of Agriculture									\$ 204,656	\$ (69,665)	\$ 204,574	\$ 154,714	\$ (19,805)
TOTALS									\$ 2,501,770	\$ (338,835)	\$ 1,490,212	\$ 1,527,983	\$ (157,020)

This schedule is prepared using the modified accrual basis of accounting.

RECONCILIATION TO REVENUE:	
Cash Receipts per Schedule Above	\$ 1,490,212
Grants Receivable/Deferred Revenue Beginning of Year	(338,835)
Grants Receivable/Deferred Revenue End of Year	157,020
DEQ Mitigation Revenue	38,487
Federal Revenue Recognized per Financial Statements	\$ 1,346,884

CORBETT SCHOOL DISTRICT NO. 39

MULTNOMAH COUNTY, OREGON

Notes to the Schedule of Expenditures of Federal Awards

For the Year Ended June 30, 2025

NOTE 1 – BASIS OF PRESENTATION

The accompanying schedule of federal awards (the “Schedule”) includes the federal award activity of Corbett School District No. 39 under programs of the federal government for the year ended June 30, 2024. The information in this Schedule is presented in accordance with the requirements of Title 2 U.S. Code of Federal Regulations Part 200, *Uniform Administrative Requirements, Cost Principles, and Audit Requirements for Federal Awards* (Uniform Guidance). Because the Schedule presents only a selected portion of the operations of Corbett School District No. 39, it is not intended to and does not present the financial position, changes in net assets, or cash flows of Corbett School District No. 39.

NOTE 2 – SUMMARY OF SIGNIFICANT ACCOUNTING POLICIES

Expenditures reported on the Schedule are reported on the modified accrual basis of accounting. Such expenditures are recognized following the cost principles contained in the Uniform Guidance, wherein certain types of expenditures are not allowable or are limited as to reimbursement. Negative amounts shown on the Schedule represent adjustments or credits made in the normal course of business to amounts reported as expenditures in prior years.

NOTE 3 – INDIRECT COSTS RATE

Corbett School District No. 39 has elected to use the 10 percent de-minimis indirect cost rate allowed under the Uniform Guidance, or another lower approved rate.

CORBETT SCHOOL DISTRICT NO. 39

MULTNOMAH COUNTY OREGON

Schedule of Findings and Questioned Costs

For the Year Ended June 30, 2025

Section I - Summary of Auditor's Results	
<u>Financial Statements</u>	
Type of auditor's report issued in accordance with GAAP (unmodified, qualified, adverse, or disclaimer):	<u>Disclaimer</u>
Internal Control over financial reporting:	
Material Weaknesses identified?	<u>Yes</u>
Significant deficiencies identified?	<u>No</u>
Non-compliance material to financial statements noted?	<u>No</u>
<u>Federal Awards</u>	
Internal Control over major federal programs:	
Material Weaknesses identified?	Yes
Significant deficiencies identified?	<u>No</u>
Type of auditor's report issued on compliance for major programs (unmodified, qualified, adverse, or disclaimer):	<u>Unmodified</u>
Any audit findings disclosed that are required to be reported in accordance with 2 CFR 200.516(a)?	<u>Yes</u>
<u>Identification of major programs:</u>	
Assistance Listing (CFDA) Number(s)	Name of Federal Program of Cluster
84.184H	Title IV ESEA – School Based Mental Health
Dollar threshold used to distinguish between type A and type B programs:	\$ 750,000
Auditee qualified as low-risk auditee?	<u>No</u>

CORBETT SCHOOL DISTRICT NO. 39

MULTNOMAH COUNTY OREGON

Schedule of Findings and Questioned Costs

For the Year Ended June 30, 2025

Section II—Financial Statements Findings

This part of the Schedule of Findings and Questioned Costs presents audit findings classified as material weaknesses, significant deficiencies and material noncompliance that are related to the financial statements and are required to be reported in accordance with *Government Auditing Standards*.

Each finding has one of the following designations:

Material Weakness – A deficiency, or a combination of deficiencies, in internal control such that there is a reasonable possibility that material misstatement of the district’s financial statements will not be prevented or detected and corrected on a timely basis.

Significant Deficiency – A deficiency, or combination of deficiencies, in internal control that is less severe than a material weakness, yet important enough to merit attention by those charged with governance.

Material Noncompliance – Matters coming to the auditor’s attention relating to the district’s compliance with certain provisions of laws, regulations, contracts and grant agreements, noncompliance with which could have a direct and material effect on the determination of the financial statement amounts.

Finding 2025-001 – Fiscal Management System, Incomplete Recording of Year-End Journal Entries, Including Cash and Debt Activity (Material Weakness)

Criteria: Sound financial management practices and the district’s accounting policies require that all material transactions, including posting of cash activity, debt activity and balances, and year-end accrual and adjusting entries, be completely and timely recorded in the general ledger to support accurate financial reporting.

The Internal Control – Integrated Framework, published by the Committee of Sponsoring Organizations of the Treadway Commission (COSO) and the U.S. Government Accountability Office Standards for Internal Control in the Federal Government specify that a satisfactory control environment is only effective when there are adequate control activities in place. Effective control activities dictate, among other things, that a review is performed to verify the accuracy and completeness of financial information reported.

Condition: During the fiscal year, the district experienced a transition in finance management near year-end. Financial close procedures prior to transition had been completed under the former finance manager, timely and accurately. After the transition period, year-end closing procedures were not completed. As a result, activity for June 2025 banking, debt related transactions, revenue activity and accruals, and year-end journal entries were not prepared or recorded in the general ledger. Compounding the issue, finance management did not report to the auditors that these procedures were not completed, which delayed identification of the issue during the audit.

Cause: The cause of the condition was a transition in key finance personnel before year-end, with new staff lacking knowledge of year-end closing procedures, experiencing a lack of proficiency and comfort with the district’s financial information system, or disregard for the process, as training had been available. This resulted in incomplete recording of required end-of-year financial transactions. These included the lack of banking, debt, revenues, and year-end adjusting entries and inability to create correct reconciliations or produce complete general ledger reports.

Effect or Potential Effect: The incomplete year-end closing process resulted in inaccurate and incomplete financial records for year-end and required audit adjustments to present the financial statements fairly. The lack of proactive disclosure of this issue to auditors, delayed identification of the issue and increased audit effort.

Questioned Cost: None noted

CORBETT SCHOOL DISTRICT NO. 39

MULTNOMAH COUNTY OREGON

Schedule of Findings and Questioned Costs

For the Year Ended June 30, 2025

Repeat of a Prior-Year Finding: No

Recommendation: Management should implement best practices for financial close and internal controls, including documenting and standardizing month-end and year -end close procedures, ensuring all banking and debt activity is fully recorded timely, and establishing clear communication protocols for providing complete and accurate information to Management and to auditors. These controls should be designed to ensure consistency and continuity regardless of personnel changes. Management should also ensure financial staff receive appropriate training on federal revenue recognition requirements and that supervisory review is performed to verify completeness and accuracy before year-end reporting is finalized.

District's Response: The District acknowledges that fiscal year-end closing procedures and related adjusting entries, including the accrual of federal revenues, were not completed timely. Management recognizes that adequate internal control monitoring and supervisory review over the year-end-close process were not sufficiently implemented to ensure completeness and accuracy for audit and federal financial reporting.

Corrective Action Plan: _____

Planned Implementation Date: July 1, 2026

Responsible Person: District Finance Director

Finding 2025-002 – Inadequate Skills, Knowledge, and Experience of Personnel (Material Weakness)

Criteria: Management is responsible for establishing and maintaining effective internal control, including ensuring personnel involved in financial reporting have the appropriate skills, knowledge, and experience to prepare and complete financial information.

Additionally, the COSO Internal Control – Integrated Framework, Control Environment, Principal 4 (Commitment to Competence) requires organizations to employ competent personnel to perform financial control activity, including year-end closing processes.

Condition: Personnel responsible for preparing and recording fiscal year-end closing entries did not create or post required closing journal entries at year end. Final June banking, debt, tax, and revenue activities were not fully posted to the general ledger as well. As a result, certain financial accounts did not contain the complete activity for the year, reconciliations were not fully prepared and balanced, and certain financial accounts were not properly adjusted or closed in accordance with applicable accounting standards and organizational procedures.

Management did not ensure that staff assigned to fiscal year-end financial reporting duties possessed sufficient skills, knowledge, and experience related to governmental accounting and fiscal year-end closing requirements. In addition, there was limited oversight and no documented review process to identify that required June entries to record activity, and year-end closing entries had been prepared or posted.

Effect or Potential Effect: Failure to prepare and post appropriate end of year banking, revenue, and tax activity, and year-end closing entries increases the risk that the financial statements are materially misstated or not presented in accordance with applicable accounting principles. This condition undermines the reliability of financial reporting and may result in adjustments during the audit or delays in completing the annual financial statements.

Questioned Cost: No

CORBETT SCHOOL DISTRICT NO. 39

MULTNOMAH COUNTY OREGON

Schedule of Findings and Questioned Costs

For the Year Ended June 30, 2025

Context: During June 2025, the district experienced a transition in finance staff. While routine financial activity appears to be recorded and reconciled through June 23, 2025, no subsequent journal entries were completed following the staff transition to finalize year-end banking activity, debt activity, revenue recognition, or other required year-end processing. As a result, numerous necessary banking-related and year-end general ledger entries were not posted. Additionally, required year-end entries--including accruals and other adjusting entries--were not completed in the general ledger. This incomplete year-end close process was not proactively communicated to the auditors. Consequently, the audit process required significant additional investigation and experienced delays. Ultimately, the financial statements required material audit adjustments to reconcile recorded balances with banking, debt, tax and revenue records.

Repeat of a Prior-Year Finding: No

Recommendation: The District should strengthen its year-end financial close and transition procedures to ensure accurate, complete, and timely financial reporting. Specifically, the district should establish formal year-end closing procedures, implement transition and continuity controls, require supervisory review of all material journal entries, reconciliations, and year-end adjustments prior to issuance of draft financial statements.

Management should implement best practices to ensure finance staff have sufficient skills and training to perform financial reporting responsibilities, including ongoing education, system training, and appropriate supervisory oversight and monitoring.

District's Response: The District acknowledges the deficiencies and will be reviewing the situation for appropriate corrective steps.

Corrective Action Plan: _____

Planned Implementation Date: July 1, 2026

Responsible Person: District Superintendent

CORBETT SCHOOL DISTRICT NO. 39

MULTNOMAH COUNTY OREGON

Schedule of Findings and Questioned Costs

For the Year Ended June 30, 2025

Section III—Findings and Questioned Costs for Federal Awards

This part of the Schedule of Findings and Questioned Costs presents audit findings required to be reported by *OMB uniform Administrative Requirements, Cost Principles, and Audit Requirements for Federal Awards 2 CFR 200*.

Each finding has one of the following designations:

Material Weakness – *A material weakness in internal control over compliance* is a deficiency, or combination of deficiencies, in internal control over compliance such that there is a reasonable possibility that material non-compliance with a type of compliance requirement of a federal program will not be prevented, or detected and corrected on a timely basis.

Significant Deficiency – *A significant deficiency in internal control over compliance* is a deficiency, or combination of deficiencies, in internal control over compliance with a type of compliance requirement of a federal program that is less severe than a material weakness in internal control over compliance, yet important enough to merit attention by those charged with governance.

Material Noncompliance – Conditions representing noncompliance with the provisions of laws, regulations, contracts or grant agreements, that in the auditor’s judgment have a direct and material effect on a major federal program.

Immaterial Noncompliance – Conditions representing noncompliance with the provisions of laws, regulations, contracts or grant agreements, that do not have a direct and material effect on a major federal program.

Finding 2025-003 Accounting for Grants, Schedule of Expenditures of Federal Awards, and Fiscal Management (Material Weakness)

Assistance Listing Number and Title: 84.184H Title IV ESEA, School Based Mental Health

Name of Federal Agency: U.S. Department of Education

Criteria: Per 2 CFR §200.510(b), the auditee must prepare a complete and accurate Schedule of Federal Expenditures (SEFA) for the period covered by the auditee’s financial statements and submit it with the reporting package by the date required by auditors. The SEFA must include total federal awards expended by Assistance Listing (ALN, formerly CFDA), pass-through entity identifying numbers as applicable, the amount provided to subrecipients (if any), and other required disclosures. The SEFA must include all federal expenditures and awards for the year reported and be reconciled to the General Ledger.

Condition: The District did not timely prepare an accurate Schedule of Expenditures of Federal Awards (SEFA). The SEFA provided for audit did not reconcile to the District’s general ledger and contained multiple inaccuracies, including reporting federal expenditures in excess of current-year general ledger activity and misclassification of awards, with certain state programs incorrectly reported as federal programs.

Cause: The District lacked effective internal controls over the preparation and review of the Schedule of Expenditures of Federal Awards. Specifically, expenditures reported on the SEFA were not reconciled to the District’s general ledger, and there was no documented review process to verify program classification or reported amounts. Changes in finance staff and the incomplete status of the District’s general ledger at year-end further contributed to the errors and untimely completion of the SEFA.

Effect or Potential Effect: Expenditures of federal awards may be reported incorrectly and not be detected and corrected. Because the Auditee’s SEFA was completed incorrectly and not reconciled to the general ledger the SEFA was materially misstated, prior to auditors’ correction recommendations.

CORBETT SCHOOL DISTRICT NO. 39

MULTNOMAH COUNTY OREGON

Schedule of Findings and Questioned Costs

For the Year Ended June 30, 2025

Questioned Cost: None noted

Context: The Schedule of Expenditures of Federal Awards (SEFA) is a required supplementary schedule for Single Audit reporting and is intended to accurately reflect federal award activity in accordance with Uniform Guidance requirements. During the audit, the District provided an initial SEFA that was not timely and contained material inaccuracies. The reported expenditures did not reconcile to the District's general ledger. Certain programs were incorrectly identified as federal rather than state awards, and some federal expenditures exceeded amounts recorded in the accounting records.

Because the SEFA was neither complete nor accurate at the time of submission, auditors were required to perform additional procedures to identify errors, investigate discrepancies, and propose audit adjustments. They extended the audit timeline and increased the risk of noncompliance with federal reporting requirements.

Repeat of a Prior-Year Finding: No

Recommendation: The District should strengthen internal controls over SEFA preparation by ensuring the general ledger is finalized prior to preparation, reconciling all reported expenditures to accounting records, and implementing a documented review and approval process to verify accuracy and proper program classification. Strengthening procedures, cross training staff, and implementing supervisory review and approval process to verify accuracy, completeness and proper classification of federal versus state awards will enhance compliance with Uniform Guidance, and reduce the risk of future audit findings, and support a more efficient and timely audit process.

District's Response: The District agrees with the finding and recognizes that staffing changes and an incomplete year-end close contributed to the SEFA issues. The District is strengthening reconciliation, review, and oversight procedures to ensure timely and accurate SEFA reporting in future years.

Corrective Action Plan: _____

Planned Implementation Date: August 1, 2026

Responsible Person: District Finance Director

CORBETT SCHOOL DISTRICT NO. 39

MULTNOMAH COUNTY OREGON

Schedule of Findings and Questioned Costs

For the Year Ended June 30, 2025

Section IV—Summary Schedule of Prior Audit Findings

This part of the Schedule of Findings and Questioned Costs presents audit findings required to be reported by *OMB uniform Administrative Requirements, Cost Principles, and Audit Requirements for Federal Awards 2 CFR 200*.

Each finding has one of the following designations:

Material Weakness – A *material weakness in internal control over compliance* is a deficiency, or combination of deficiencies, in internal control over compliance such that there is a reasonable possibility that material non-compliance with a type of compliance requirement of a federal program will not be prevented or detected and corrected on a timely basis.

Significant Deficiency – A *significant deficiency in internal control over compliance* is a deficiency, or combination of deficiencies, in internal control over compliance with a type of compliance requirement of a federal program that is less severe than a material weakness in internal control over compliance, yet important enough to merit attention by those charged with governance.

Material Noncompliance – Conditions representing noncompliance with the provisions of laws, regulations, contracts or grant agreements, that in the auditor’s judgment have a direct and material effect on a major federal program.

Immaterial Noncompliance – Conditions representing noncompliance with the provisions of laws, regulations, contracts or grant agreements, that do not have a direct and material effect on a major federal program.

Prior year Financial Statements Findings

Finding 2024-001 – Fiscal Management System, Strengthen Controls over Capital Assets and Payroll-related Financial Reporting (Material Weakness)

Condition: Internal controls that should have been designed and implemented for payroll processing procedures failed to prevent or detect and correct reporting errors. Organization reporting did not detect and report capital recording of new vehicle.

Context: By not adequately updating the accrual amounts for health insurance costs, payroll benefit expenditures and the related liabilities were under-reported. Weak procedural and monitoring controls resulted in misstated financial data that was presented for audit. Inadequate reconciliations of payroll liabilities were provided to the auditor only after issuance of the financial statements. Annual review of capital expenditures necessary to capture additions to capital assets was not completed.

Repeat of a Prior-Year Finding: Yes 2023-001, 2022-001

Corrective Action Plan: The District has updated control procedures and is now completing regular payroll liability reconciliations by a qualified reviewer. Annual review and adjustment of capital additions will be recorded.

Status: Corbett School District No. 39 discontinued the contracted Accounting Service and hired a highly qualified and experienced Business Manager.

Finding 2024-002 – Fiscal Management System, Strengthen Controls over Financial Reporting – IT Systems (Material Weakness)

Condition: Ineffective information technology system controls over financial reporting exist, particularly accounting for grant expenditures.

CORBETT SCHOOL DISTRICT NO. 39

MULTNOMAH COUNTY OREGON

Schedule of Findings and Questioned Costs

For the Year Ended June 30, 2025

Context: The District's accounting software does not have the capacity for adequate account code numbers, based on the current demands for financial information.

Repeat of a Prior-Year Finding: Yes 2023-002

Corrective Action Plan: The District will consider the acquisition and use of a different accounting system.

Status: The District purchased and began converting to a new IT System during fiscal year 2024-2025. Implementation date, July 1, 2025.

Prior Year Findings and Questioned Costs for Federal Awards

No prior reportable conditions noted.