



Strategic Turnaround & Trajectory Report

We Begin with an Honest Assessment of Our Performance

Overall School Rating

F

Math Achievement (Level 3 or 4)

4%



Graduation Rate (2023-24 Class)

74%



Success-Ready Graduates

11%



While we serve a high-need and at-risk population, our past systems have not delivered student success at expected levels.

Our Analysis Revealed Four Systemic Root Causes



Core Instruction & Curriculum

- Inconsistent alignment to state standards, especially in math.
- Focus on remediation over Tier-1 grade-level instruction.
- Inconsistent implementation of high-quality instructional materials (HQIM).



Data Use & Progress Monitoring

- Lack of systematic routines for continuous data monitoring.
- No schoolwide MTSS structure for intervention pathways.
- Unclear process for addressing identified learning gaps.



Graduation & Readiness Systems

- Inconsistent intake and credit tracking for a highly mobile population.
- Limited advanced coursework and inconsistent career pathway promotion.
- Procedural gaps from registrar/counseling turnover led to inaccurate dropout coding.



Talent, Support, and Conditions

- Attrition in key positions leading to instructional gaps.
- Inconsistent onboarding and support for novice teachers.
- Classroom environments not consistently conducive to learning due to behavioral challenges.

Priority 1: Establishing Academic Rigor & Pacing

➤ **Standardized Pacing**

Implementation of mandated pacing guides tied strictly to standards with concrete student learning objectives.

➤ **Assessment Volume**

Mandated policy of two 'grades' per week in every class.

➤ **Quality Control**

Requirement that at least one weekly grade is a true assessment of learning, distinguishing academic mastery from simple participation.

➤ **Staffing Shift**

Strategic reassignment of staff duties to create a dedicated academic interventionist role specifically for Tier 3 student support.



Quantifiable Progress: IXL Integration & Performance

10,000+

Questions Answered
by Students

89

Skills
Proficient

49

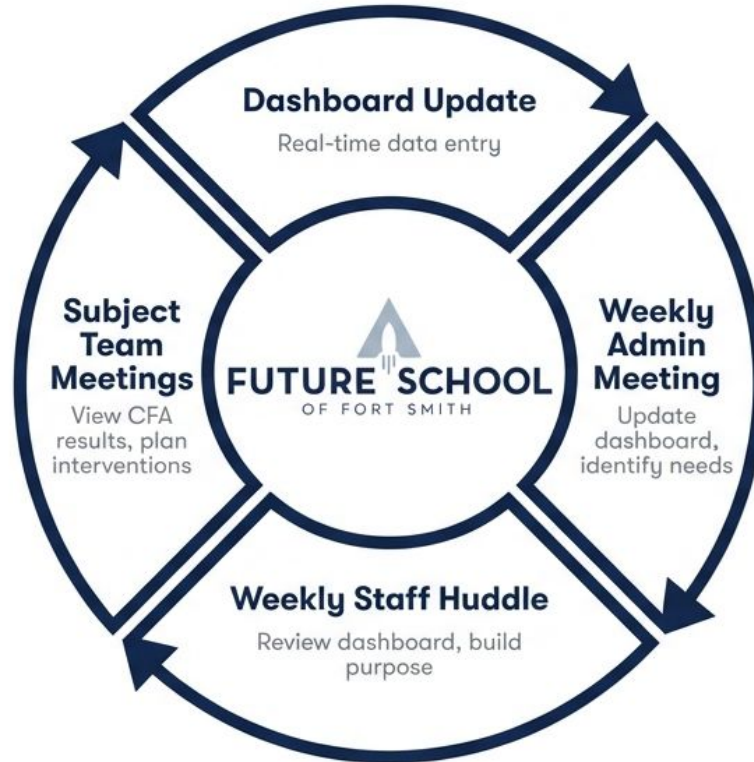
Skills
Mastered



Context: Expanded use of the IXL platform includes leaderboards and incentives to drive student performance. These numbers will continue to grow as we integrate this platform more fully.

Priority 2: Building a Responsive Data Culture

Central Data Dashboard Metrics: Attendance, Discipline, Walkthroughs, IXL, Credit Recovery, Missing Assignments, Failures.




Holistic Student Support Structures




Bi-Weekly Grade Level Teams

Meetings specifically to plan and implement support for students struggling with behavior and culture.



Bi-Weekly Advisory Teams

Dedicated time for college and career planning, internship tracking, and community service tracking.



Priority 3: Securing Student Outcomes & Graduation



100%

**Accuracy in Graduation
Verification (2024-2025 Cohort)**

Improved graduate stability since implementation.

Attendance Intervention (FINS Process)

- 20 FINS files generated for attendance at end of Semester 1.
- 4 FINS-warning letters sent to parents regarding attendance thresholds.

Elevating Expectations & Future Readiness



Intervention Block

Implementation of "Homework Club" for students with missing assignments.

Workforce Integration

Expanded exposure through internship opportunities specifically for 11th and 12th-grade students.

Advanced Academics

Increased AP access

Specific Goal: Students enrolled in both AP Literature and AP Language and Composition for 2025-26.

Priority 4: Teacher Observation & Feedback

Systematized Observation



Creation of weekly observation schedules utilizing an expanded team of four observers.

Incentivizing Excellence

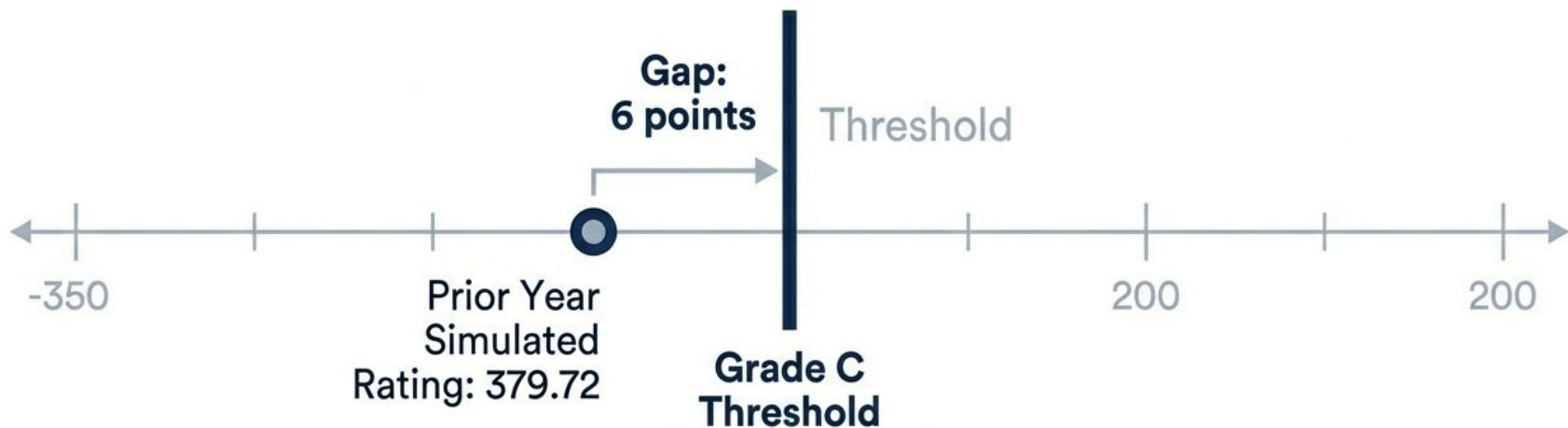


Implementation of teacher leaderboards based on observation metrics.

High standards for students require high standards and consistent support for educators.

Contextualizing the Letter Grade

The “F” grade is a statistical anomaly.



Distance from a “C” Grade was minimal, indicating the school is on the cusp of higher performance.



The Financial Stakes & Critical Timing

Current Impact

Facility funding has already been withheld for this school year.

The Critical Threat

We are in a critical timing window for the financing process with Hope Enterprise Corporation.



Warning:

Probationary status could directly endanger this financing and the school's physical infrastructure.



Rationale for the Requested Outcome

1. Redundancy

Probation is already 'baked in' to the state accountability system.

2. Punitive Sufficiency

The withholding of facility funding demonstrates that accountability measures are already active and felt.

3. Strategic Necessity

Avoiding the official 'Probationary' label is essential to secure the Hope Enterprise Corporation financing.

