

CROSSLAKE

COMMUNITY SCHOOL

**Crosslake, MN
District 4059**

Financial Report

April 2026

**Crosslake Community School
Financial Report**

Table of Contents

Executive Summary	1
Dashboard	2
Balance Sheet	4
Statement of Revenues and Expenditures	5
Cash Flow Projection	29

**Crosslake Community School
Financial Report
Executive Summary**

Summary of Key Indicators

- Average Daily Membership (ADM) Overview –
Original Budget: 600
Working Budget: 553
Actual as of 05/14/26: 551.49 (Seat – 133.14 and Online – 418.35)
- The school's working budgeted net income for the year is \$-670,902. This would result in a projected cumulative fund balance of \$2,050,487 or 22.5% of expenditures at fiscal year-end.

Balance Sheet

- The July 1 balances show the audited balances at the beginning of the fiscal year.
- Cash Balance as of the reporting period is \$1,351,507 in the checking account, and \$1,086,713 in CDs.

Statement of Revenue and Expenditures

- As of month-end, 83% of the year was complete.
- Revenues received at end of the reporting period – 81.7%
- Expenditures disbursed at end of the reporting period – 82.0%
- This report shows the board approved original, working budget, and the year-to-date activity (revenues and expenditures) through the month end, and an indication of the percentage of original budget to actuals.

Cash Flow Projection

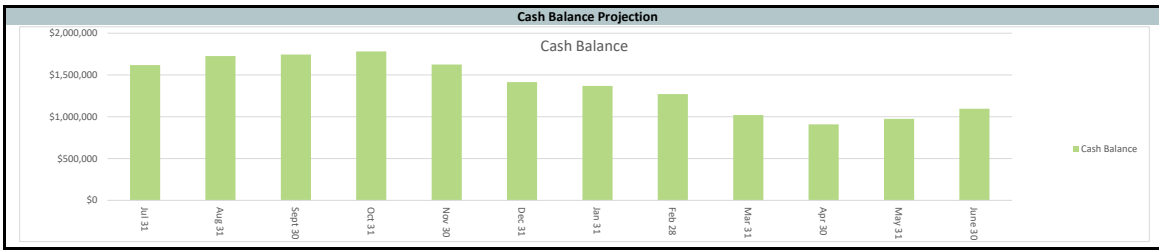
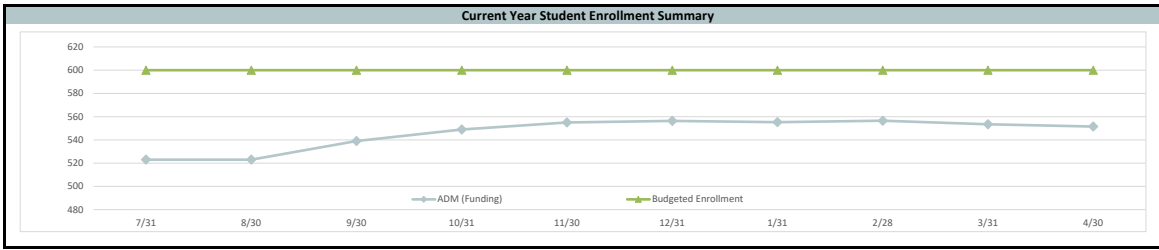
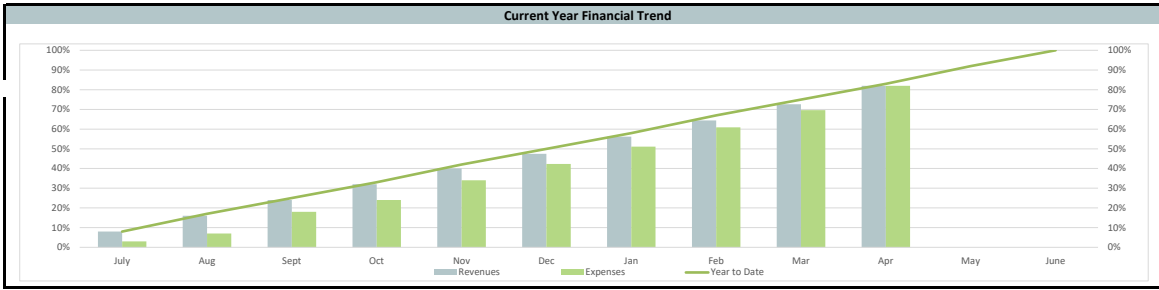
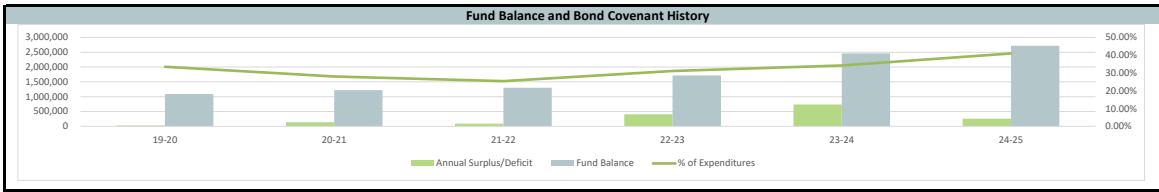
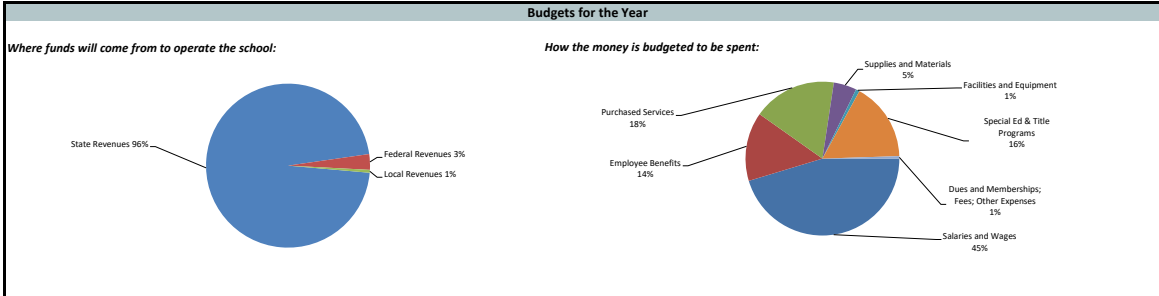
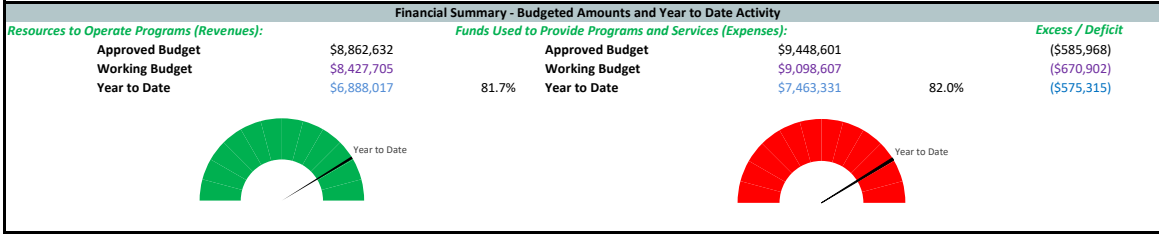
- The cash flow projection tracks the activity of revenues and expenditures from previous months and estimates our future cash balance based on our budgeted revenues and expenditures.
- Projected Days Cash on Hand for the fiscal year-end is 43.99 days (not including CD). Above 30 days meets best practices.

Supplemental Information (see separate attachment)

A separate report is provided that shows our payment detail, receipts that were posted and journal entry transaction that were recorded during the month (if any).

Please contact Adam Hewitt at adam.hewitt@creativeplanning.com should you have questions related to the financial report.

**Crosslake Community School
Crosslake, MN
Financial Statements Dashboard
As of April 30, 2026**



**Crosslake Community School
Balance Sheet
As of April 30, 2026**

	Balance June 30, 2025	Balance YTD
Assets		
101 Cash	\$ 1,679,313	\$ 908,417
104 Cash - Investments	1,082,649	\$ 1,086,713
115 Accounts Receivable	-	(40)
118 Due from Other Funds	-	-
121 Prior Year State Aids Receivable	725,306	(15,507)
Current Year State Aids Receivable	-	831,126
122 Prior Year Federal Aids Receivable	155,845	-
Current Year Federal Receivable	-	-
131 Prepaid Expenses and Deposits	68,315	18,429
	<hr/>	<hr/>
Total Assets	\$ 3,711,429	\$ 2,829,137
Liabilities and Fund Balance		
Liabilities		
201 Salaries and Wages Payable	\$ 381,962	\$ -
Salaries and Wages Summer Accrual	-	402,604
205 Due to Other Funds	-	-
206 Accounts Payable	283,064	245
215 Payroll Deductions and Contributions	325,014	(84,112)
Payroll Deduct & Contrib Summer Accrual	-	364,326
230 Deferred Revenue	-	-
	<hr/>	<hr/>
Total Liabilities	990,040	683,063
Fund Balance		
Fund balance July 1st	\$ 2,681,793	\$ 2,681,793
Restricted - Library Aid	26,373	26,373
Restricted - Literacy Aid	13,223	13,223
Change in Fund Balance	-	(575,315)
	<hr/>	<hr/>
Total Fund Balance	2,721,389	2,146,074
	<hr/>	<hr/>
Total Liabilities and Fund Balance	\$ 3,711,429	\$ 2,829,137

This financial report is prepared in a modified format in that they exclude footnotes and required supplementary information to be considered a full set of financial statements. The excluded portions will be included in the School's fiscal year-end financial statements. Creative Planning is not a licensed CPA firm, and no CPA provides any assurance on this financial report.

Crosslake Community School
Statement of Revenue and Expenditures - Combined
As of April 30, 2026

	FY26 Approved Budget	FY26 Working Budget	FY26 Year to Date Activity	% of Budget 83%
Total All Funds				
Revenues				
State Revenues	\$ 8,269,599	\$ 7,893,834	\$ 6,578,196	83%
Federal Revenues	254,315	252,376	158,583	63%
Local Revenues	39,013	46,513	22,493	48%
Food Service Revenue	190,828	149,282	103,287	69%
Community Service Revenue	108,877	85,700	25,458	30%
Total Revenues	\$ 8,862,632	\$ 8,427,705	\$ 6,888,017	82%
	<i>8,862,632</i>	<i>8,427,705</i>	<i>6,888,017</i>	
Expenditures				
Salaries and Benefits	\$ 5,519,886	\$ 5,266,321	\$ 4,350,007	83%
Purchased Services	1,685,152	1,549,555	1,302,844	84%
Supplies and Materials	468,274	424,342	365,292	86%
Equipment	102,700	69,700	61,988	89%
SpEd and Title Grants	1,332,567	1,452,897	1,133,158	78%
Dues and Memberships	51,000	45,000	43,510	97%
Transfer Out	1,216	55,810	-	0%
Food Service Expenses	190,828	149,282	125,490	84%
Community Service Expenses	96,978	85,700	81,043	95%
Total Expenditures	\$ 9,448,601	\$ 9,098,607	\$ 7,463,331	82%
	<i>9,448,601</i>	<i>9,098,607</i>	<i>7,463,331</i>	
Net effect of Operations, All Funds	\$ (585,968)	\$ (670,902)	\$ (575,315)	
Beginning Fund Balance	\$ 2,721,389	\$ 2,721,389		
Ending Fund Balance	\$ 2,135,421	\$ 2,050,487		
Fund Balance % of Expenditures	22.6%	22.5%		

This financial report is prepared in a modified format in that they exclude footnotes and required supplementary information to be considered a full set of financial statements. The excluded portions will be included in the School's fiscal year-end financial statements. Creative Planning is not a licensed CPA firm, and no CPA provides any assurance on this financial report.

Crosslake Community School
Statement of Revenue and Expenditures - Combined
As of April 30, 2026

	FY26 Approved Budget	FY26 Working Budget	FY26 Year to Date Activity	% of Budget 83%
General Fund - 01				
Revenues				
State Revenues				
General Education Aid	\$ 6,059,378	\$ 5,755,868	\$ 4,919,909	85%
Q Comp	114,290	126,696	-	0%
Extended Time Revenue	7,036	6,966	-	0%
Land Endowment Aid	31,589	36,607	36,607	100%
Literacy Aid	13,770	17,310	15,579	90%
Long Term Facilites Maintenance Aid	89,417	-	-	0%
Building Lease Aid	890,104	731,241	-	0%
Special Education Aid	1,022,016	1,137,398	728,934	64%
Library Support Aid	20,000	9,903	-	0%
Student Support Aid	20,000	20,356	-	0%
Supplemental On-Line Learning Revenue	2,000	2,000	-	0%
Bldg & Cybersecurity	-	15,000	15,000	100%
Hrly Unemployment Aid	-	34,490	31,041	90%
Prior Year Adjustments	-	-	-	0%
State Holdback Receivable (estimate)	N/A	N/A	831,126	N/A
Total State Revenues	8,269,599	7,893,834	6,578,196	83%
Federal Revenues				
Federal Special Ed, 419	\$ 93,971	\$ 73,134	\$ 47,401	65%
Federal Special Ed, 420	-	-	817	0%
Federal Special Ed, 425	17,342	13,279	10,037	76%
Federal Title I, 401	106,156	155,359	92,472	60%
Federal Title II, 414	14,503	-	-	0%
Federal Title III, 417	-	-	-	0%
Federal Title IV, 433	11,633	-	-	0%
REAP Grant	10,711	10,604	7,857	74%
Total Federal Revenues	254,315	252,376	158,583	63%
Local Revenues				
E-rate	\$ 28,364	\$ 28,364	-	0%
Medical Assistance	4,000	4,000	3,724	93%
Fees from Patrons	2,449	(100)	2,181	0%
Rent	3,700	3,800	3,417	90%
Interest Revenue	500	8,000	4,605	58%
Contributions, Gifts and Grants	-	-	7,718	0%
Misc other receipts	-	2,449	849	35%
Total Local Revenues	39,013	46,513	22,493	48%
Total Revenues	\$ 8,562,927	\$ 8,192,723	\$ 6,759,272	83%

This financial report is prepared in a modified format in that they exclude footnotes and required supplementary information to be considered a full set of financial statements. The excluded portions will be included in the School's fiscal year-end financial statements. Creative Planning is not a licensed CPA firm, and no CPA provides any assurance on this financial report.

Crosslake Community School
Statement of Revenue and Expenditures - Combined
As of April 30, 2026

		FY26 Approved Budget	FY26 Working Budget	FY26 Year to Date Activity	% of Budget 83%
Expenditures					
<i>Admin and Support Services (Pro 000 - 199)</i>					
100s	Salaries	\$ 545,671	\$ 575,671	\$ 414,787	72%
200s	Benefits	230,763	260,763	182,171	70%
	Summer Accrual	-	-	92,413	N/A
	Total Salaries and Benefites	776,434	836,434	689,370	82%
305,315	Contracted Services	179,740	221,181	200,560	91%
320	Communications Services	-	-	-	0%
329	Postage	3,500	6,000	5,656	94%
366	Staff Training & Travel	7,500	1,000	631	63%
401	Non-instructional Supplies	28,390	15,000	13,728	92%
405	Software	30,090	34,000	33,828	99%
455-465	Technology Supplies	9,000	13,500	12,378	92%
490	Food	842	392	383	98%
530	Furniture & Equipment	-	-	-	0%
555	Technology Equipment	3,500	25,500	19,748	77%
820	Dues and Memberships	50,950	44,000	43,440	99%
	Total Admin and Support Services	1,089,946	1,197,007	1,019,722	85%
<i>Regular Instruction Services (Pro 200 - 299)</i>					
100s	Salaries	\$ 3,193,699	\$ 3,089,384	\$ 2,203,645	71%
200s	Benefits	999,278	894,209	639,698	72%
	Summer Accrual	-	-	468,538	N/A
	Total Salaries and Benefites	4,192,977	3,983,593	3,311,880	83%
401-433	Federal Title Programs	132,292	156,858	111,965	71%
300-399	Contracted Services	22,280	12,700	8,492	67%
366	Staff Training & Travel	2,800	7,200	2,403	33%
401	Non-instructional Supplies	5,985	36,500	31,358	86%
406	Instructional Software License Agreements	170,450	177,500	174,886	99%
430	Instructional Supplies	83,122	20,500	8,140	40%
456-466	Instructional Technology	29,300	45,000	27,355	61%
460	Textbooks & Workbooks	-	-	1,776	0%
490	Food	250	1,100	1,074	98%
555	Technology Equipment	87,700	42,000	40,192	96%
820	Dues and Memberships	-	1,000	70	7%
	Total Regular Instruction Services	4,727,156	4,483,951	3,719,592	83%
<i>Special Education Services (Pro 400 - 499)</i>					
100s	State SpEd - Salaries	\$ 777,820	\$ 846,623	\$ 563,885	67%
200s	State SpEd - Employee Benefits	260,183	260,183	175,215	67%
100s	Fed SpEd - Salaries	12,542	8,929	9,901	111%
200s	Fed SpEd - Employee Benefits	4,800	4,350	1,133	26%
	Summer Accrual	-	-	125,609	N/A
	Total Salaries and Benefites	1,055,345	1,120,085	875,743	78%
300-399	State SpEd - Contracted Services	45,409	60,020	57,993	97%
401-499	State SpEd - Supplies and Materials	5,550	7,800	6,544	84%
501-599	State SpEd - Capitalized Expenses	-	-	-	0%
300-399	Fed SpEd - Contracted Services	84,471	58,934	41,019	70%
401-499	Fed SpEd - Supplies and Materials	9,500	14,200	8,316	59%
723	State SpEd - Transportation	-	35,000	31,577	90%
728	State - Homeless Transportation	-	-	-	0%
	Total Special Education Services	1,200,275	1,296,039	1,021,193	79%

Crosslake Community School
Statement of Revenue and Expenditures - Combined
As of April 30, 2026

		FY26 Approved Budget	FY26 Working Budget	FY26 Year to Date Activity	% of Budget 83%
<i>Instructional Support Services (Pro 600 - 699)</i>					
100s	Salaries	\$ 104,467	\$ 25,870	\$ 18,136	70%
200s	Benefits	16,012	6,479	4,506	70%
	Summer Accrual	-	-	7,669	N/A
	Total Salaries and Benefites	120,479	32,349	30,311	94%
300-399	Contracted Services	500	-	-	0%
366	Staff Training & Travel	37,250	48,750	41,079	84%
401-499	Supplies and Materials	40,335	33,500	31,988	95%
470	Media Books & Resources	20,000	20,000	17,262	86%
501-599	Capitalized Expenses	3,500	2,200	2,048	93%
	Total Instructional Support Services	222,064	136,799	122,687	90%
<i>Pupil Support Services (Pro 700 - 799)</i>					
100s	Salaries	\$ 191,389	\$ 201,114	\$ 135,377	67%
200s	Benefits	88,584	63,900	42,506	67%
	Summer Accrual	-	-	33,323	N/A
	Total Salaries and Benefites	279,973	265,014	211,206	80%
300-399	Contracted Services	-	11,000	7,000	64%
720	Transportation	301,378	290,734	228,980	79%
733	Field Trip Transportation	12,000	8,000	7,337	92%
401-499	Supplies and Materials	9,760	2,100	434	21%
501-599	Capitalized Expenses	-	-	-	0%
820	Dues and Memberships	-	-	-	0%
	Total Pupil Support Services	603,111	576,848	454,957	79%
<i>Sites and Buildings (Pro 800 - 899)</i>					
100s	Salaries	\$ 100,010	\$ 100,010	\$ 57,854	58%
200s	Benefits	50,013	48,921	31,529	64%
	Summer Accrual	-	-	17,856	N/A
	Total Salaries and Benefites	150,023	148,931	107,239	72%
300-399	Contracted Services	27,400	40,000	35,951	90%
330	Utilities	50,000	50,000	40,828	82%
350	Repairs & Maintenance	15,000	7,500	5,921	79%
348-570	Building Lease	989,004	812,490	691,018	85%
401-499	Supplies and Materials	40,750	25,250	10,702	42%
530	Furniture & Equipment	8,000	-	-	0%
820	Dues and Memberships	50	-	-	0%
	Total Sites and Buildings	1,280,227	1,084,171	891,659	82%
<i>Fiscal & Other Fixed Costs (Pro 900 - 999)</i>					
340	Property and Liability Insurance	36,800	33,000	26,987	82%
		36,800	33,000	26,987	82%
Total Expenditures		\$ 9,160,795	\$ 8,807,815	\$ 7,256,799	82%
Net effect of Operations, General Fund		\$ (599,084)	\$ (670,902)	\$ (497,527)	
	Transfer out to Food Service Fund	1,216	-	0	
	Transfer out to Community Service Fund		55,810		
Beginning Fund Balance		\$ 2,721,389	\$ 2,721,389		
Ending Fund Balance		2,121,089	2,050,487		
Fund Balance Percentage of Expenditures		22.7%	23.3%		

Crosslake Community School
Statement of Revenue and Expenditures - Combined
As of April 30, 2026

FY26 Approved Budget	FY26 Working Budget	FY26 Year to Date Activity	% of Budget 83%
-------------------------	------------------------	-------------------------------	-----------------------

Food Services Fund - 02

Revenues				
State Revenues	\$ 75,332	\$ 35,000	\$ 22,897	65%
Federal Revenues	111,592	111,592	80,390	72%
Commodities	-	2,689	-	0%
Sales of Meals	2,689	-	-	0%
Transfer In	1,214	-	-	0%
Total Revenues	\$ 190,828	\$ 149,282	\$ 103,287	69%
Expenditures				
Salaries	\$ 84,783	\$ 75,000	\$ 55,937	75%
Benefits	14,800	13,000	9,705	75%
Summer Accrual	-	-	11,853	N/A
Total Salaries and Benefits	99,583	88,000	77,495	88%
Contracted Services	600	600	-	0%
Supplies and Materials/Memberships	87,033	60,682	46,312	76%
Dues and Memberships	3,612	-	1,683	0%
Total Expenditures	\$ 190,828	\$ 149,282	\$ 125,490	84%
Net effect of Operations, Food Service	\$ (0)	\$ (0)	\$ (22,203)	
Beginning Fund Balance Food Service	\$ -	\$ -		
Ending Fund Balance Food Service	(0)	(0)		

This financial report is prepared in a modified format in that they exclude footnotes and required supplementary information to be considered a full set of financial statements. The excluded portions will be included in the School's fiscal year-end financial statements. Creative Planning is not a licensed CPA firm, and no CPA provides any assurance on this financial report.

Crosslake Community School
Statement of Revenue and Expenditures - Combined
As of April 30, 2026

FY26 Approved Budget	FY26 Working Budget	FY26 Year to Date Activity	% of Budget 83%
-------------------------	------------------------	-------------------------------	-----------------------

Community Services Fund - 04

Revenues

Before/After School	\$ 27,000	\$ 20,000	\$ 16,433	82%
Pre-K Program	68,277	(110)	(110)	0%
Clubs/Sports	13,600	10,000	9,135	91%
Transfer In	-	55,810	-	0%
Total Revenues	\$ 108,877	\$ 85,700	\$ 25,458	30%

Expenditures

Salaries & Benefits - Before/After School	\$ 36,525	\$ 43,000	\$ 35,813	83%
Salaries & Benefits - Pre-K Program	50,010	38,000	\$ 31,615	83%
Salaries & Benefits - Clubs/Sports	8,194	-	-	0%
Summer Accrual	-	-	9,670	N/A
Total Salaries and Benefites	94,729	81,000	77,098	95%
Purchased Services - Before/After School	150	150	-	0%
Supplies - Before/After School	50	50	-	0%
Purchased Services - Pre-K Program	50	-	-	0%
Supplies - Pre-K Program	50	-	-	0%
Purchased Services - Clubs/Sports	1,049	-	-	0%
Supplies - Clubs/Sports	900	4,500	3,945	88%
Total Expenditures	\$ 96,978	\$ 85,700	\$ 81,043	95%

Net effect of Operations, Food Service **\$ 11,899** **\$ -** **\$ (55,585)**

Beginning Fund Balance Community Service

Ending Fund Balance Community Service

-	-
11,899	-

This financial report is prepared in a modified format in that they exclude footnotes and required supplementary information to be considered a full set of financial statements. The excluded portions will be included in the School's fiscal year-end financial statements. Creative Planning is not a licensed CPA firm, and no CPA provides any assurance on this financial report.

Crosslake Community School
Statement of Revenue and Expenditures - District
As of April 30, 2026

	FY26 Approved Budget	FY26 Working Budget	FY26 Year to Date Activity	% of Budget 83%
Total All Funds				
Revenues				
State Revenues	\$ 82,696	\$ 78,938	\$ 65,782	83%
Federal Revenues	2,543	2,524	2,395	95%
Local Revenues	390	465	225	48%
Food Service Revenue	-	-	-	0%
Community Service Revenue	-	-	-	0%
Total Revenues	\$ 85,629	\$ 81,927	\$ 68,401	83%
	<i>85,629</i>	<i>81,927</i>	<i>68,401</i>	
Expenditures				
Salaries and Benefits	\$ 234,506	\$ 1,036,512	\$ 822,128	79%
Purchased Services	1,443,989	1,495,905	1,271,638	85%
Supplies and Materials	41,443	106,742	88,985	83%
Equipment	11,535	27,700	21,796	79%
SpEd and Title Grants	11,000	20	13	65%
Dues and Memberships	510	44,000	43,440	99%
Transfer Out	-	-	-	0%
Food Service Expenses	-	-	-	0%
Community Service Expenses	-	-	-	0%
Total Expenditures	\$ 1,742,983	\$ 2,710,879	\$ 2,248,000	83%
	<i>1,742,983</i>	<i>2,710,879</i>	<i>2,248,000</i>	
			-	
Net effect of Operations, All Funds	\$ (1,657,354)	\$ (2,628,952)	\$ (2,179,599)	

This financial report is prepared in a modified format in that they exclude footnotes and required supplementary information to be considered a full set of financial statements. The excluded portions will be included in the School's fiscal year-end financial statements. Creative Planning is not a licensed CPA firm, and no CPA provides any assurance on this financial report.

Crosslake Community School
Statement of Revenue and Expenditures - District
As of April 30, 2026

FY26 Approved Budget	FY26 Working Budget	FY26 Year to Date Activity	% of Budget 83%
-------------------------	------------------------	-------------------------------	-----------------------

General Fund - 01

Revenues

State Revenues

General Education Aid	\$ 60,594	\$ 57,559	\$ 49,199	85%
Q Comp	1,143	1,267	-	0%
Extended Time Revenue	70	70	-	0%
Land Endowment Aid	316	366	366	100%
Literacy Aid	138	173	156	90%
Long Term Facilites Maintenance Aid	894	-	-	0%
Building Lease Aid	8,901	7,312	-	0%
Special Education Aid	10,220	11,374	7,289	64%
Library Support Aid	200	99	-	0%
Student Support Aid	200	204	-	0%
Supplemental On-Line Learning Revenue	20	20	-	0%
Bldg & Cybersecurity	-	150	150	100%
Hrly Unemployment Aid	-	345	310	90%
Prior Year Adjustments	-	-	-	0%
State Holdback Receivable (estimate)	N/A	N/A	8,311	N/A
Total State Revenues	82,696	78,938	65,782	83%

Federal Revenues

Federal Special Ed, 419	\$ 940	\$ 731	\$ 474	65%
Federal Special Ed, 420	-	-	817	0%
Federal Special Ed, 425	173	133	100	76%
Federal Title I, 401	1,062	1,554	925	60%
Federal Title II, 414	145	-	-	0%
Federal Title III, 417	-	-	-	0%
Federal Title IV, 433	116	-	-	0%
Stronger Connections	-	-	-	0%
REAP Grant	107	106	79	74%
Total Federal Revenues	2,543	2,524	2,395	95%

Local Revenues

E-rate	\$ 284	\$ 284	\$ -	0%
Medical Assistance	40	40	37	93%
Fees from Patrons	(1)	(1)	22	0%
Rent	38	38	34	90%
Interest Revenue	5	80	46	58%
Contributions, Gifts and Grants	-	-	77	0%
Misc other receipts	24	24	8	35%
Total Local Revenues	390	465	225	48%

Total Revenues	\$ 85,629	\$ 81,927	\$ 68,401	83%
-----------------------	------------------	------------------	------------------	------------

This financial report is prepared in a modified format in that they exclude footnotes and required supplementary information to be considered a full set of financial statements. The excluded portions will be included in the School's fiscal year-end financial statements. Creative Planning is not a licensed CPA firm, and no CPA provides any assurance on this financial report.

Crosslake Community School
Statement of Revenue and Expenditures - District
As of April 30, 2026

		FY26 Approved Budget	FY26 Working Budget	FY26 Year to Date Activity	% of Budget 83%
Expenditures					
<i>Admin and Support Services (Pro 000 - 199)</i>					
100s	Salaries	\$ 5,457	\$ 575,671	\$ 414,787	72%
200s	Benefits	2,308	260,763	182,171	70%
	Summer Accrual	-	-	92,413	N/A
	Total Salaries and Benefites	7,764	836,434	689,370	82%
305,315	Contracted Services	1,797	221,181	200,560	91%
320	Communications Services	-	-	-	0%
329	Postage	35	6,000	5,656	94%
366	Staff Training & Travel	75	1,000	631	63%
401	Non-instructional Supplies	284	15,000	13,728	92%
405	Software	301	34,000	33,828	99%
455-465	Technology Supplies	90	13,500	12,378	92%
490	Food	8	392	383	98%
530	Furniture & Equipment	-	-	-	0%
555	Technology Equipment	35	25,500	19,748	77%
820	Dues and Memberships	510	44,000	43,440	99%
	Total Admin and Support Services	10,899	1,197,007	1,019,722	85%
<i>Regular Instruction Services (Pro 200 - 299)</i>					
100s	Salaries	\$ -	\$ -	\$ -	0%
200s	Benefits	-	-	-	0%
	Summer Accrual	-	-	-	N/A
	Total Salaries and Benefites	-	-	-	0%
401-433	Federal Title Programs	10,000	-	-	0%
300-399	Contracted Services	-	-	-	0%
366	Staff Training & Travel	-	-	-	0%
401	Non-instructional Supplies	-	10,000	10,036	100%
406	Instructional Software License Agreements	-	-	-	0%
430	Instructional Supplies	-	-	-	0%
456-466	Instructional Technology	-	-	-	0%
460	Textbooks & Workbooks	-	-	-	0%
490	Food	-	-	-	0%
555	Technology Equipment	-	-	-	0%
	Total Regular Instruction Services	10,000	10,000	10,036	100%
<i>Special Education Services (Pro 400 - 499)</i>					
100s	State SpEd - Salaries	\$ -	\$ -	\$ -	0%
200s	State SpEd - Employee Benefits	-	-	-	0%
100s	Fed SpEd - Salaries	-	-	-	0%
200s	Fed SpEd - Employee Benefits	-	-	-	0%
	Summer Accrual	-	-	-	N/A
	Total Salaries and Benefites	-	-	-	0%
300-399	State SpEd - Contracted Services	1,000	20	13	65%
401-499	State SpEd - Supplies and Materials	-	-	-	0%
501-599	State SpEd - Capitalized Expenses	-	-	-	0%
300-399	Fed SpEd - Contracted Services	-	-	-	0%
401-499	Fed SpEd - Supplies and Materials	-	-	-	0%
723	State SpEd - Transportation	-	-	-	0%
728	State - Homeless Transportation	-	-	-	0%
	Total Special Education Services	1,000	20	13	65%

Crosslake Community School
Statement of Revenue and Expenditures - District
As of April 30, 2026

		FY26 Approved Budget	FY26 Working Budget	FY26 Year to Date Activity	% of Budget 83%
<i>Instructional Support Services (Pro 600 - 699)</i>					
100s	Salaries	\$ 22,057	\$ -	\$ -	0%
200s	Benefits	3,533	-	-	0%
	Summer Accrual	-	-	-	N/A
	Total Salaries and Benefites	25,590	-	-	0%
300-399	Contracted Services	-	-	-	0%
366	Staff Training & Travel	10,500	15,000	20,769	138%
401-499	Supplies and Materials	-	8,000	7,495	94%
470	Media Books & Resources	-	-	-	0%
501-599	Capitalized Expenses	3,500	2,200	2,048	93%
	Total Instructional Support Services	39,590	25,200	30,312	120%
<i>Pupil Support Services (Pro 700 - 799)</i>					
100s	Salaries	\$ 31,784	\$ 31,784	\$ 14,442	45%
200s	Benefits	19,345	19,363	10,744	55%
	Summer Accrual	-	-	333	N/A
	Total Salaries and Benefites	51,129	51,147	25,519	50%
300-399	Contracted Services	-	11,000	7,000	64%
720	Transportation	301,378	290,734	228,980	79%
733	Field Trip Transportation	12,000	8,000	7,337	92%
401-499	Supplies and Materials	10	600	434	72%
501-599	Capitalized Expenses	-	-	-	0%
	Total Pupil Support Services	364,517	361,481	269,270	74%
<i>Sites and Buildings (Pro 800 - 899)</i>					
100s	Salaries	\$ 100,010	\$ 100,010	\$ 57,854	58%
200s	Benefits	50,013	48,921	31,529	64%
	Summer Accrual	-	-	17,856	N/A
	Total Salaries and Benefites	150,023	148,931	107,239	72%
300-399	Contracted Services	27,400	40,000	35,951	90%
330	Utilities	50,000	50,000	40,828	82%
350	Repairs & Maintenance	15,000	7,500	5,921	79%
348-570	Building Lease	989,004	812,490	691,018	85%
401-499	Supplies and Materials	40,750	25,250	10,702	42%
520	Leasehold Improvements	-	-	-	0%
530	Furniture & Equipment	8,000	-	-	0%
	Total Sites and Buildings	1,280,177	1,084,171	891,659	82%
<i>Fiscal & Other Fixed Costs (Pro 900 - 999)</i>					
340	Property and Liability Insurance	36,800	33,000	26,987	82%
		36,800	33,000	26,987	82%
	Total Expenditures	\$ 1,742,983	\$ 2,710,879	\$ 2,248,000	83%
Net effect of Operations, General Fund		\$ (1,657,354)	\$ (2,628,952)	\$ (2,179,599)	
	Transfer out to Food Service Fund	-	-	0	

This financial report is prepared in a modified format in that they exclude footnotes and required supplementary information to be considered a full set of financial statements. The excluded portions will be included in the School's fiscal year-end financial statements. Creative Planning is not a licensed CPA firm, and no CPA provides any assurance on this financial report.

Crosslake Community School
Statement of Revenue and Expenditures - In-Person
As of April 30, 2026

	FY26 Approved Budget	FY26 Working Budget	FY26 Year to Date Activity	% of Budget 83%
Total All Funds				
Revenues				
State Revenues	\$ 2,067,400	\$ 1,973,459	\$ 1,644,549	83%
Federal Revenues	63,579	63,094	39,442	63%
Local Revenues	9,753	11,628	5,623	48%
Food Service Revenue	190,828	149,282	103,287	69%
Community Service Revenue	108,877	85,700	25,458	30%
Total Revenues	\$ 2,440,437	\$ 2,283,163	\$ 1,818,358	80%
	<i>2,440,437</i>	<i>2,283,163</i>	<i>1,818,358</i>	
Expenditures				
Salaries and Benefits	\$ 1,895,742	\$ 1,497,786	\$ 1,176,423	79%
Purchased Services	86,135	34,050	16,699	49%
Supplies and Materials	154,368	64,600	48,153	75%
Equipment	875	-	-	0%
SpEd and Title Grants	644,589	753,148	558,485	74%
Dues and Memberships	12,738	-	70	0%
Transfer Out	16,000	-	-	0%
Food Service Expenses	190,828	149,282	125,490	84%
Community Service Expenses	96,978	85,700	71,373	83%
Total Expenditures	\$ 3,098,252	\$ 2,584,566	\$ 1,996,693	77%
	<i>3,098,252</i>	<i>2,584,566</i>	<i>1,996,693</i>	
Net effect of Operations, All Funds	\$ (657,814)	\$ (301,403)	\$ (178,335)	

This financial report is prepared in a modified format in that they exclude footnotes and required supplementary information to be considered a full set of financial statements. The excluded portions will be included in the School's fiscal year-end financial statements. Creative Planning is not a licensed CPA firm, and no CPA provides any assurance on this financial report.

Crosslake Community School
Statement of Revenue and Expenditures - In-Person
As of April 30, 2026

FY26 Approved Budget	FY26 Working Budget	FY26 Year to Date Activity	% of Budget 83%
-------------------------	------------------------	-------------------------------	--------------------

General Fund - 01

Revenues

State Revenues

General Education Aid	\$ 1,514,845	\$ 1,438,967	\$ 1,229,977	85%
Q Comp	28,573	31,674	-	0%
Extended Time Revenue	1,759	1,742	-	0%
Land Endowment Aid	7,897	9,152	9,152	100%
Literacy Aid	3,443	4,328	3,895	90%
Long Term Facilites Maintenance Aid	22,354	-	-	0%
Building Lease Aid	222,526	182,810	-	0%
Special Education Aid	255,504	284,350	182,233	64%
Library Support Aid	5,000	2,476	-	0%
Student Support Aid	5,000	5,089	-	0%
Supplemental On-Line Learning Revenue	500	500	-	0%
Bldg & Cybersecurity	-	3,750	3,750	100%
Hrly Unemployment Aid	-	8,622	7,760	90%
Prior Year Adjustments	-	-	-	0%
State Holdback Receivable (estimate)	N/A	N/A	207,781	N/A
Total State Revenues	2,067,400	1,973,459	1,644,549	83%

Federal Revenues

Federal Special Ed, 419	\$ 23,493	\$ 18,284	\$ 11,850	65%
Federal Special Ed, 420	\$ -	-	-	0%
Federal Special Ed, 425	\$ 4,336	3,320	2,509	76%
Federal Title I, 401	\$ 26,539	38,840	23,118	60%
Federal Title II, 414	\$ 3,626	-	-	0%
Federal Title III, 417	\$ -	-	-	0%
Federal Title IV, 433	\$ 2,908	-	-	0%
REAP Grant	\$ 2,678	2,651	1,964	74%
Total Federal Revenues	63,579	63,094	39,442	63%

Local Revenues

E-rate	\$ 7,091	\$ 7,091	\$ -	0%
Medical Assistance	1,000	1,000	931	93%
Fees from Patrons	(25)	(25)	545	0%
Rent	950	950	854	90%
Interest Revenue	125	2,000	1,151	58%
Contributions, Gifts and Grants	-	-	1,929	0%
Misc other receipts	612	612	212	35%
Total Local Revenues	9,753	11,628	5,623	48%

Total Revenues	\$ 2,140,732	\$ 2,048,181	\$ 1,689,614	82%
-----------------------	---------------------	---------------------	---------------------	------------

This financial report is prepared in a modified format in that they exclude footnotes and required supplementary information to be considered a full set of financial statements. The excluded portions will be included in the School's fiscal year-end financial statements. Creative Planning is not a licensed CPA firm, and no CPA provides any assurance on this financial report.

Crosslake Community School
Statement of Revenue and Expenditures - In-Person
As of April 30, 2026

		FY26 Approved Budget	FY26 Working Budget	FY26 Year to Date Activity	% of Budget 83%
Expenditures					
<i>Admin and Support Services (Pro 000 - 199)</i>					
100s	Salaries	\$ 136,418	\$ -	\$ -	0%
200s	Benefits	\$ 57,691	-	-	0%
	Summer Accrual	-	-	-	N/A
	Total Salaries and Benefits	194,109	-	-	0%
305,315	Contracted Services	44,935	-	-	0%
320	Communications Services	-	-	-	0%
329	Postage	875	-	-	0%
366	Staff Training & Travel	1,875	-	-	0%
401	Non-instructional Supplies	7,098	-	-	0%
405	Software	7,523	-	-	0%
455-465	Technology Supplies	2,250	-	-	0%
490	Food	211	-	-	0%
530	Furniture & Equipment	-	-	-	0%
555	Technology Equipment	875	-	-	0%
820	Dues and Memberships	12,738	-	-	0%
	Total Admin and Support Services	272,487	-	-	0%
<i>Regular Instruction Services (Pro 200 - 299)</i>					
100s	Salaries	\$ 1,227,617	\$ 1,098,407	\$ 763,638	70%
200s	Benefits	398,280	323,850	226,089	70%
	Summer Accrual	-	-	117,134	N/A
	Total Salaries and Benefits	1,625,897	1,422,257	1,106,861	78%
401-433	Federal Title Programs	122,292	156,858	111,965	71%
300-399	Contracted Services	11,700	7,500	889	12%
366	Staff Training & Travel	-	-	-	0%
401	Non-instructional Supplies	4,200	4,500	4,536	101%
406	Instructional Software License Agreements	9,000	12,500	10,633	85%
430	Instructional Supplies	64,652	17,500	7,601	43%
456-466	Instructional Technology	14,200	-	-	0%
460	Textbooks & Workbooks	-	-	64	0%
490	Food	250	1,100	1,074	98%
555	Technology Equipment	-	-	-	0%
820	Dues and Memberships	-	1,000	70	7%
	Total Regular Instruction Services	1,852,191	1,622,215	1,243,693	77%
<i>Special Education Services (Pro 400 - 499)</i>					
100s	State SpEd - Salaries	\$ 274,400	\$ 315,951	\$ 201,262	64%
200s	State SpEd - Employee Benefits	89,125	102,326	68,124	67%
100s	Fed SpEd - Salaries	12,542	8,929	9,901	111%
200s	Fed SpEd - Employee Benefits	4,800	4,350	1,133	26%
	Summer Accrual	-	-	31,402	N/A
	Total Salaries and Benefits	380,867	431,556	311,822	72%
300-399	State SpEd - Contracted Services	44,409	60,000	57,980	97%
401-499	State SpEd - Supplies and Materials	3,050	1,300	604	46%
501-599	State SpEd - Capitalized Expenses	-	-	-	0%
300-399	Fed SpEd - Contracted Services	84,471	58,934	41,019	70%
401-499	Fed SpEd - Supplies and Materials	9,500	9,500	3,517	37%
723	State SpEd - Transportation	-	35,000	31,577	90%
728	State - Homeless Transportation	-	-	-	0%
	Total Special Education Services	522,297	596,290	446,519	75%

Crosslake Community School
Statement of Revenue and Expenditures - In-Person
As of April 30, 2026

		FY26 Approved Budget	FY26 Working Budget	FY26 Year to Date Activity	% of Budget 83%
<i>Instructional Support Services (Pro 600 - 699)</i>					
100s	Salaries	\$ 32,740	\$ 25,870	\$ 18,136	70%
200s	Benefits	5,479	6,479	4,506	70%
	Summer Accrual	-	-	7,669	N/A
	Total Salaries and Benefits	38,219	32,349	30,311	94%
300-399	Contracted Services	-	-	-	0%
366	Staff Training & Travel	26,750	26,550	15,810	60%
401-499	Supplies and Materials	15,235	7,500	6,983	93%
470	Media Books & Resources	20,000	20,000	17,262	86%
501-599	Capitalized Expenses	-	-	-	0%
	Total Instructional Support Services	100,204	86,399	70,367	81%
<i>Pupil Support Services (Pro 700 - 799)</i>					
100s	Salaries	\$ 19,180	\$ 39,180	\$ 27,745	71%
200s	Benefits	18,337	4,000	3,176	79%
	Summer Accrual	-	-	8,331	N/A
	Total Salaries and Benefits	37,517	43,180	39,251	91%
300-399	Contracted Services	-	-	-	0%
720	Transportation	-	-	-	0%
733	Field Trip Transportation	-	-	-	0%
401-499	Supplies and Materials	9,750	1,500	-	0%
501-599	Capitalized Expenses	-	-	-	0%
	Total Pupil Support Services	47,267	44,680	39,251	88%
<i>Sites and Buildings (Pro 800 - 899)</i>					
100s	Salaries	\$ -	\$ -	\$ -	0%
200s	Benefits	-	-	-	0%
	Summer Accrual	-	-	-	N/A
	Total Salaries and Benefits	-	-	-	0%
300-399	Contracted Services	-	-	-	0%
330	Utilities	-	-	-	0%
350	Repairs & Maintenance	-	-	-	0%
348-570	Building Lease	-	-	-	0%
401-499	Supplies and Materials	-	-	-	0%
520	Leasehold Improvements	-	-	-	0%
530	Furniture & Equipment	-	-	-	0%
	Total Sites and Buildings	-	-	-	0%
<i>Fiscal & Other Fixed Costs (Pro 900 - 999)</i>					
340	Property and Liability Insurance	-	-	-	0%
		-	-	-	0%
Total Expenditures		\$ 2,794,446	\$ 2,349,584	\$ 1,799,831	77%
Net effect of Operations, General Fund		\$ (653,713)	\$ (301,403)	\$ (110,217)	
Transfer out to Food Service Fund		16,000	-	0	

This financial report is prepared in a modified format in that they exclude footnotes and required supplementary information to be considered a full set of financial statements. The excluded portions will be included in the School's fiscal year-end financial statements. Creative Planning is not a licensed CPA firm, and no CPA provides any assurance on this financial report.

Crosslake Community School
Statement of Revenue and Expenditures - In-Person
As of April 30, 2026

FY26 Approved Budget	FY26 Working Budget	FY26 Year to Date Activity	% of Budget 83%
-------------------------	------------------------	-------------------------------	--------------------

Food Services Fund - 02

Revenues				
State Revenues	\$ 75,332	\$ 35,000	\$ 22,897	65%
Federal Revenues	111,592	111,592	80,390	72%
Commodities	-	2,689	-	0%
Sales of Meals	2,689	-	-	0%
Transfer In	1,214	-	-	0%
Total Revenues	\$ 190,828	\$ 149,282	\$ 103,287	69%
Expenditures				
Salaries	\$ 84,783	\$ 75,000	\$ 55,937	75%
Benefits	14,800	13,000	9,705	75%
Summer Accrual	-	-	11,853	N/A
Total Salaries and Benefits	99,583	88,000	77,495	88%
Contracted Services	600	600	-	0%
Supplies and Materials/Memberships	90,645	60,682	46,312	76%
Dues and Memberships	-	-	1,683	0%
Total Expenditures	\$ 190,828	\$ 149,282	\$ 125,490	84%
Net effect of Operations, Food Service	\$ (0)	\$ (0)	\$ (22,203)	
Beginning Fund Balance Food Service	\$ -	\$ -		
Ending Fund Balance Food Service	(0)	(0)		

This financial report is prepared in a modified format in that they exclude footnotes and required supplementary information to be considered a full set of financial statements. The excluded portions will be included in the School's fiscal year-end financial statements. Creative Planning is not a licensed CPA firm, and no CPA provides any assurance on this financial report.

Crosslake Community School
Statement of Revenue and Expenditures - In-Person
As of April 30, 2026

FY26 Approved Budget	FY26 Working Budget	FY26 Year to Date Activity	% of Budget 83%
-------------------------	------------------------	-------------------------------	--------------------

Community Services Fund - 04

Revenues				
Before/After School	\$ 27,000	\$ 20,000	\$ 16,433	82%
Pre-K Program	68,277	(110)	(110)	0%
Clubs/Sports	13,600	10,000	9,135	91%
Transfer In	-	55,810	-	0%
Total Revenues	\$ 108,877	\$ 85,700	\$ 25,458	30%
Expenditures				
Salaries & Benefits - Before/After School	\$ 36,525	\$ 43,000	35,813	83%
Salaries & Benefits - Pre-K Program	50,010	38,000	31,615	83%
Salaries & Benefits - Clubs/Sports	8,194	-	-	0%
Summer Accrual	-	-	-	N/A
Total Salaries and Benefits	94,729	81,000	67,428	83%
Purchased Services - Before/After School	150	150	-	0%
Supplies - Before/After School	50	50	-	0%
Purchased Services - Pre-K Program	50	-	-	0%
Supplies - Pre-K Program	50	-	-	0%
Purchased Services - Clubs/Sports	1,049	-	-	0%
Supplies - Clubs/Sports	900	4,500	3,945	88%
Total Expenditures	\$ 96,978	\$ 85,700	\$ 71,373	83%
Net effect of Operations, Food Service	\$ 11,899	\$ -	\$ (45,915)	

This financial report is prepared in a modified format in that they exclude footnotes and required supplementary information to be considered a full set of financial statements. The excluded portions will be included in the School's fiscal year-end financial statements. Creative Planning is not a licensed CPA firm, and no CPA provides any assurance on this financial report.

Crosslake Community School
Statement of Revenue and Expenditures - On-Line
As of April 30, 2026

	FY26 Approved Budget	FY26 Working Budget	FY26 Year to Date Activity	% of Budget 83%
Total All Funds				
Revenues				
State Revenues	\$ 6,119,504	\$ 5,841,438	\$ 4,867,865	83%
Federal Revenues	188,194	186,758	116,747	63%
Local Revenues	28,870	34,420	16,645	48%
Food Service Revenue	-	-	-	0%
Community Service Revenue	-	-	-	0%
Total Revenues	\$ 6,336,568	\$ 6,062,616	\$ 5,001,257	82%
	<i>6,336,568</i>	<i>6,062,616</i>	<i>5,001,257</i>	
Expenditures				
Salaries and Benefits	\$ 3,389,638	\$ 2,732,023	\$ 2,351,788	86%
Purchased Services	155,028	19,600	14,506	74%
Supplies and Materials	272,463	253,000	228,154	90%
Equipment	90,290	42,000	40,192	96%
SpEd and Title Grants	676,978	699,729	574,660	82%
Dues and Memberships	37,703	-	-	0%
Transfer Out	-	-	-	0%
Food Service Expenses	-	-	-	0%
Community Service Expenses	-	-	-	0%
Total Expenditures	\$ 4,622,100	\$ 3,746,352	\$ 3,209,301	86%
	<i>4,622,100</i>	<i>3,746,352</i>	<i>3,209,301</i>	
Net effect of Operations, All Funds	\$ 1,714,468	\$ 2,316,264	\$ 1,791,955	

This financial report is prepared in a modified format in that they exclude footnotes and required supplementary information to be considered a full set of financial statements. The excluded portions will be included in the School's fiscal year-end financial statements. Creative Planning is not a licensed CPA firm, and no CPA provides any assurance on this financial report.

Crosslake Community School
Statement of Revenue and Expenditures - On-Line
As of April 30, 2026

FY26 Approved Budget	FY26 Working Budget	FY26 Year to Date Activity	% of Budget 83%
-------------------------	------------------------	-------------------------------	-----------------------

General Fund - 01

Revenues

State Revenues

General Education Aid	\$ 4,483,940	\$ 4,259,342	\$ 3,640,733	85%
Q Comp	84,575	93,755	-	0%
Extended Time Revenue	5,207	5,155	-	0%
Land Endowment Aid	23,376	27,089	27,089	100%
Literacy Aid	10,190	12,809	11,528	0%
Long Term Facilities Maintenance Aid	66,169	-	-	0%
Building Lease Aid	658,677	541,118	-	0%
Special Education Aid	756,292	841,675	539,411	64%
Library Support Aid	14,800	7,328	-	0%
Student Support Aid	14,800	15,063	-	0%
Supplemental On-Line Learning Revenue	1,480	1,480	-	0%
Bldg & Cybersecurity	-	11,100	11,100	100%
Hourly Unemployment	-	25,523	22,970	90%
Prior Year Adjustments	-	-	-	0%
State Holdback Receivable (estimate)	N/A	N/A	615,033	N/A
Total State Revenues	6,119,504	5,841,438	4,867,865	83%

Federal Revenues

Federal Special Ed, 419	\$ 69,539	\$ 54,119	\$ 35,077	65%
Federal Special Ed, 420	-	-	-	0%
Federal Special Ed, 425	12,833	9,826	7,427	76%
Federal Title I, 401	78,555	114,966	68,429	60%
Federal Title II, 414	10,732	-	-	0%
Federal Title III, 417	-	-	-	0%
Federal Title IV, 433	8,608	-	-	0%
REAP Grant	7,926	7,847	5,814	74%
Total Federal Revenues	188,194	186,758	116,747	63%

Local Revenues

E-rate	\$ 20,989	\$ 20,989	\$ -	0%
Medical Assistance	2,960	2,960	2,756	93%
Fees from Patrons	(74)	(74)	1,614	0%
Rent	2,812	2,812	2,529	90%
Interest Revenue	370	5,920	3,408	58%
Contributions, Gifts and Grants	-	-	5,711	0%
Misc other receipts	1,813	1,812	628	35%
Total Local Revenues	28,870	34,420	16,645	48%

Total Revenues	\$ 6,336,568	\$ 6,062,616	\$ 5,001,257	82%
-----------------------	---------------------	---------------------	---------------------	------------

This financial report is prepared in a modified format in that they exclude footnotes and required supplementary information to be considered a full set of financial statements. The excluded portions will be included in the School's fiscal year-end financial statements. Creative Planning is not a licensed CPA firm, and no CPA provides any assurance on this financial report.

Crosslake Community School
Statement of Revenue and Expenditures - On-Line
As of April 30, 2026

		FY26 Approved Budget	FY26 Working Budget	FY26 Year to Date Activity	% of Budget 83%
Expenditures					
<i>Admin and Support Services (Pro 000 - 199)</i>					
100s	Salaries	\$ 403,797	\$ -	\$ -	0%
200s	Benefits	\$ 170,765	-	-	0%
	Summer Accrual	-	-	-	N/A
	Total Salaries and Benefites	574,561	-	-	0%
305,315	Contracted Services	133,008	-	-	0%
320	Communications Services	-	-	-	0%
329	Postage	2,590	-	-	0%
366	Staff Training & Travel	5,550	-	-	0%
401	Non-instructional Supplies	21,009	-	-	0%
405	Software	22,267	-	-	0%
455-465	Technology Supplies	6,660	-	-	0%
490	Food	623	-	-	0%
530	Furniture & Equipment	-	-	-	0%
555	Technology Equipment	2,590	-	-	0%
820	Dues and Memberships	37,703	-	-	0%
	Total Admin and Support Services	806,560	-	-	0%
<i>Regular Instruction Services (Pro 200 - 299)</i>					
100s	Salaries	\$ 1,966,082	\$ 1,990,977	\$ 1,440,007	72%
200s	Benefits	600,998	570,359	413,608	73%
	Summer Accrual	-	-	351,403	N/A
	Total Salaries and Benefites	2,567,080	2,561,336	2,205,019	86%
401-433	Federal Title Programs	-	-	-	0%
300-399	Contracted Services	10,580	5,200	7,603	146%
366	Staff Training & Travel	2,800	7,200	2,403	33%
401/405	Non-instructional Supplies	1,785	22,000	16,786	76%
406	Instructional Software License Agreements	161,450	165,000	164,252	100%
430	Instructional Supplies	18,470	3,000	539	18%
456-466	Instructional Technology	15,100	45,000	27,355	61%
460	Textbooks & Workbooks	-	-	1,713	0%
490	Food	-	-	-	0%
555	Technology Equipment	87,700	42,000	40,192	96%
820	Dues and Memberships	-	-	-	0%
	Total Regular Instruction Services	2,864,965	2,850,736	2,465,863	86%
<i>Special Education Services (Pro 400 - 499)</i>					
100s	State SpEd - Salaries	\$ 503,420	\$ 530,672	\$ 362,624	68%
200s	State SpEd - Employee Benefits	171,058	157,857	107,091	68%
100s	Fed SpEd - Salaries	-	-	-	0%
200s	Fed SpEd - Employee Benefits	-	-	-	0%
	Summer Accrual	-	-	94,207	0%
	Total Salaries and Benefites	674,478	688,529	563,921	82%
300-399	State SpEd - Contracted Services	-	-	-	0%
401-499	State SpEd - Supplies and Materials	2,500	6,500	5,940	91%
501-599	State SpEd - Capitalized Expenses	-	-	-	0%
300-399	Fed SpEd - Contracted Services	-	-	-	0%
401-499	Fed SpEd - Supplies and Materials	-	4,700	4,799	102%
723	State SpEd - Transportation	-	-	-	0%
728	State - Homeless Transportation	-	-	-	0%
	Total Special Education Services	676,978	699,729	574,660	82%

Crosslake Community School
Statement of Revenue and Expenditures - On-Line
As of April 30, 2026

		FY26 Approved Budget	FY26 Working Budget	FY26 Year to Date Activity	% of Budget 83%
<i>Instructional Support Services (Pro 600 - 699)</i>					
100s	Salaries	\$ 49,670	\$ -	\$ -	0%
200s	Benefits	7,000	-	-	0%
	Summer Accrual	-	-	-	N/A
	Total Salaries and Benefites	56,670	-	-	0%
300-399	Contracted Services	500	-	-	0%
366	Staff Training & Travel	-	7,200	4,500	63%
401-499	Supplies and Materials	25,100	18,000	17,509	97%
470	Media Books & Resources	-	-	-	0%
501-599	Capitalized Expenses	-	-	-	0%
	Total Instructional Support Services	82,270	25,200	22,009	87%
<i>Pupil Support Services (Pro 700 - 799)</i>					
100s	Salaries	\$ 140,425	\$ 130,150	\$ 93,190	72%
200s	Benefits	50,902	40,537	28,587	71%
	Summer Accrual	-	-	24,992	N/A
	Total Salaries and Benefites	191,327	170,687	146,769	86%
300-399	Contracted Services	-	-	-	0%
720	Transportation	-	-	-	0%
733	Field Trip Transportation	-	-	-	0%
401-499	Supplies and Materials	-	-	-	0%
501-599	Capitalized Expenses	-	-	-	0%
820	Dues and Memberships	-	-	-	0%
	Total Pupil Support Services	191,327	170,687	146,769	86%
<i>Sites and Buildings (Pro 800 - 899)</i>					
100s	Salaries	\$ -	\$ -	\$ -	0%
200s	Benefits	-	-	-	0%
	Summer Accrual	-	-	-	N/A
	Total Salaries and Benefites	-	-	-	0%
300-399	Contracted Services	-	-	-	0%
330	Utilities	-	-	-	0%
350	Repairs & Maintenance	-	-	-	0%
348-570	Building Lease	-	-	-	0%
401-499	Supplies and Materials	-	-	-	0%
520	Leasehold Improvements	-	-	-	0%
530	Furniture & Equipment	-	-	-	0%
	Total Sites and Buildings	-	-	-	0%
<i>Fiscal & Other Fixed Costs (Pro 900 - 999)</i>					
340	Property and Liability Insurance	-	-	-	0%
	Total Expenditures	\$ 4,622,100	\$ 3,746,352	\$ 3,209,301	86%
Net effect of Operations, General Fund		\$ 1,714,468	\$ 2,316,264	\$ 1,791,955	
	Transfer out to Food Service Fund	-	-	-	

This financial report is prepared in a modified format in that they exclude footnotes and required supplementary information to be considered a full set of financial statements. The excluded portions will be included in the School's fiscal year-end financial statements. Creative Planning is not a licensed CPA firm, and no CPA provides any assurance on this financial report.

**Crosslake Community School
Cash Flow Projection Summary
2025-26 Fiscal Year**

Period Ending	Cash Inflows (Revenues)					Cash Outflows (Expenditures)			Cash Balance
	State Aid Payments	Federal Aid Payments*	Other Receipts	Prior Year Receivables	Total Inflows	Salaries (Cash flow forecast at Net)**	Other Expenses***	Total Outflows	
									Beginning Balance
									\$ 1,679,313
Jul 31	541,153	-	3,183	5,646	549,982	260,794	350,363	611,157	1,618,138
Aug 31	542,382	-	58	229,508	771,948	201,934	462,616	664,550	1,725,536
Sept 30	563,228	-	1,840	237,787	802,855	290,245	493,777	784,022	1,744,369
Oct 31	544,374	-	22,293	330,637	897,304	301,713	558,749	860,462	1,781,211
Nov 30	654,461	-	22,792	(5)	677,248	299,930	533,771	833,701	1,624,757
Dec 31	602,390		19,277	2,253	623,920	349,772	484,651	834,423	1,414,255
Jan 31	576,553	64,021	15,980	48,376	704,929	300,320	450,266	750,587	1,368,598
Feb 28	574,845	20,259	18,901	20,706	634,711	323,201	408,415	731,616	1,271,693
Mar 31	582,715	25,299	4,993	-	613,007	295,737	569,243	864,980	1,019,720
Apr 30	566,247	63,088	20,086	27,776	677,198	287,806	500,696	788,502	908,417
May 31	678,051		76,046	-	754,097	255,828	431,476	687,304	975,210
June 30	678,051	54,470	76,046	-	808,567	255,828	431,476	687,304	1,096,474
Estimate	7,104,451	227,138	281,495	902,684	8,515,768	3,423,109	5,675,498	9,098,607	
Totals	7,104,451	227,138	281,495	902,684	8,515,768	3,423,109	5,675,498	9,098,607	

This financial report is prepared in a modified format in that they exclude footnotes and required supplementary information to be considered a full set of financial statements. The excluded portions will be included in the School's fiscal year-end financial statements. Creative Planning is not a licensed CPA firm, and no CPA provides any assurance on this financial report.