



Buffalo - Hanover - Montrose Schools

Nutrition Services Update

Kim Hinrichs, SNS, Nutrition Services Director

Mission Statement

The Nutrition Services Department is dedicated to providing all students with healthy meals while supporting learning and lifelong wellness through access to quality nutrition.



Today's Agenda

2025 - 2026 Nutrition Services Year in Review

- Administrative Review
- New Equipment/Rebates
- Locally Sourced Produce
- New Foods
- Lunch Offered vs Selected
- Fruit & Vegetable Bar
- Reimbursable Meals
- Sharing Table
- Events
- Summer Food Program
- Meal Counts/Statistics
- Fun Facts
- Our Lunch Heroes

Administrative Review

The Minnesota Department of Education Food Service Administrative Review is a regular audit of our school nutrition program. The state comes in every five years to make sure we're following federal and state rules. The state evaluates whether our district is meeting requirements in several key areas: meal pattern and nutritional standards, eligibility and free/reduced meal determinations, meal counting and claiming accuracy, food safety, procurement practices, and financial management of the food service fund.

Requested documentation has been uploaded to the state review site. A reviewer will be onsite May 12th and 13th to observe meal services at the chosen sites.

Chosen sites: Parkside Elementary and Wright Technical Center (Joint Powers site)

Middle School - Dishwasher



New Equipment

Hanover - Dishwasher

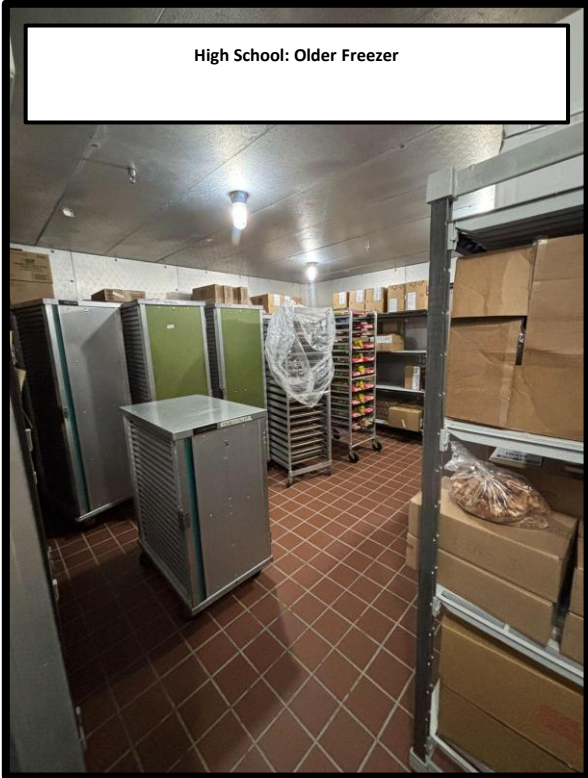


Northwinds/Discovery/BHS:
Combi Ovens




New Equipment


High School: Older Freezer



High School: New Freezer



25-26 Rebates - Grand Total: 17,275.19



Locally Sourced Produce Purchases

- Apple Orchards: Deer Lake, Gilchrist, Orchards of Breezy Hill
- Winefred Sylvah: onions, tomatoes, mini peppers, cucumbers
- Ruter Farm Produce: watermelons, cantaloupe, honeydew
- Buffalo FFA program: assorted vegetables and fruit
- \$20,708 spent on local produce





New Foods



Student Selected Meals



Lunch Offered





Fruit & Vegetable Bars



Reimbursable Meals

- A **reimbursable meal** is a school breakfast or lunch that meets nutrition rules set by the U.S. Department of Agriculture
- It must include the required food components (like fruits, vegetables, grains, protein, and milk)
- Students must select a minimum number of those components for the meal to count
- Portion sizes must meet grade-level requirements
- Meals must follow federal nutrition standards (calories, sodium, whole grains, etc.)
- Schools only receive federal funding when meals meet all these requirements

Sharing Table

Any student can take 1 item at no cost:

- Whole Fruit
- Unopened Packaged Food
- Unopened Milk or Juice



National School Breakfast Week March 2026

“The Quest for School Breakfast”



Beach Party



SFSP Program Summer 2026



BUFFALO-HANOVER-MONTROSE SUMMER NUTRITION PROGRAM

Free meals this summer for all kids age 18 and under and individuals 19 and over with state-defined mental or physical disabilities who participate in school programs. Meals must be consumed on site.

Curbside pick-up or take-home meals are not available.
No pre-registration is required for these meals.

NORTHWINDS ELEMENTARY SCHOOL – 1111 7TH Avenue NW, Buffalo
Enter through Door #2, near Main Entrance
OPEN TO THE PUBLIC MONDAY – THURSDAY
CLOSED: FRIDAYS

BREAKFAST 8:15 – 8:45 AM LUNCH 12:00 – 1:00 PM

Adult Breakfast Price: \$3.25 Adult Lunch Price: \$5.75
Cash Payments Only for Adult Meals
Exact change will be required for adult meal purchases.



BHM Meal Counts 2025 - 26

Breakfast: 257,597

Lunch: 552,802

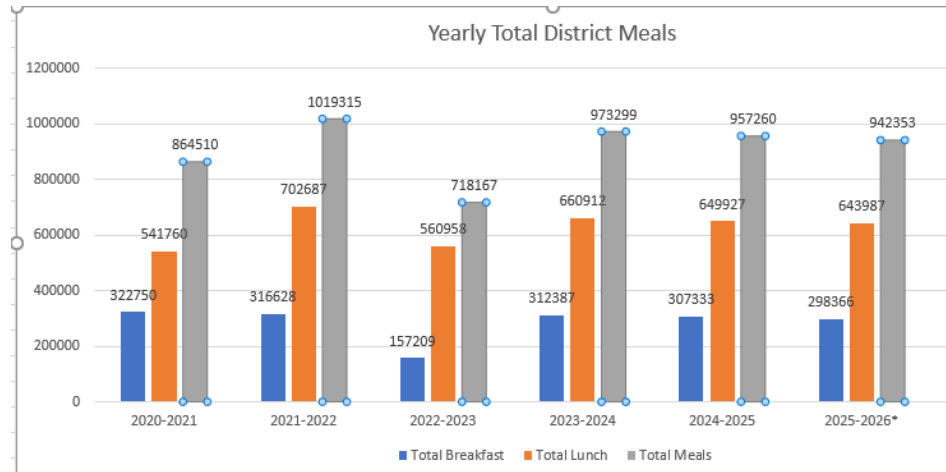
Total Meals: 810,029 (Average is 5473 meals per day)

Projected Total Meal Counts through June 4th: 942,353



Meal Count Statistics Slide

	2020-2021	2021-2022	2022-2023	2023-2024	2024-2025	2025-2026*
Total Breakfast	322750	316628	157209	312387	307333	298366
Total Lunch	541760	702687	560958	660912	649927	643987
Total Meals	864510	1019315	718167	973299	957260	942353
						*Projected



Nutrition Services Fun Facts

- 1,046 bag lunches for field trips
- 7,553 non student breakfast and lunch meals
- 17,135 second entrees (pizza, main, creation, grab & go)
- 28,174 frozen treats
- 44,732 a la carte cookies
- 50,345 baked chips/popcorn
- 56,194 Bison Water/Propel/Ice/Juice/Bubbl'r
- YTD: food/milk/bread expenditure: \$ 1,370,867.00





Our Lunch Heroes



Thank You!

Kim Hinrichs, SNS, Nutrition Services Director

khinrich@bhmschools.org

763-682-8772