




Superintendent's Report to the Governing Board

October 26, 2021





Around the Schools



The Canyon del Oro Marching Dorados recently participated in their first marching competition in over two years. They competed against six other bands at Canyon View High School in Phoenix and took first place. They received the highest score possible in all five captions: Music, General Effect, Visual, Percussion and Auxiliary (Guard).



IRHS Vanguard proudly hosted its annual “March the Ridge” competition this past weekend, with 11 bands from around Arizona in attendance. Ironwood Ridge came in first place in the 2A division with special caption awards for the highest scores in Music Performance, Visual Performance, General Effect and Percussion.



Around the Schools



On October 1, 2021 Amphi High honored a new Homecoming Court and welcomed back faces from Amphi High past as decades of Panthers united for the 2021-2022 Homecoming. Thanks to everyone who came out to support this event and made it truly something special.



The Wilson K-8 Fall Round Up, Chili Cook Off and Silent Auction was held at the school on September 30, 2021. It was loads of fun for the Wranglers, who enjoyed food trucks, yard games, chili tastings, music performances, and interactive inflatable games. Thank you to the Wilson K-8 PTO for putting this on.



Around the Schools



Amphi Middle School students work together to carry a canoe to a new Pirate-themed school garden that is being installed at the school. The canoe will be incorporated into the garden's design and will be filled with soil and plants.




Just before Fall Break began, Nash Elementary students were treated to a Walk 'n Roll event sponsored by Pima County. With almost 200 students in attendance, the Nash Roadrunners sure lived up to their name.

Thank You




Treasures 4 Teachers donated 5,000 cases of Lysol disinfecting wipes for use at the District. Each case has six packs, and each pack contains 80 wipes. That makes 30,000 packs and 2.4 million wipes! Schools can order the wipes through the District warehouse at no cost.





Pandemic Data





Pima County Metrics -- As of 10/22/21

Disease Data

Cases over two consecutive weeks (with complete reporting of cases)

Percent Positivity

COVID-19 like illness

Criteria not met	Progress	Criteria met
Criteria not met	Progress	Criteria met
Progress	Progress	Criteria met
Progress	Progress	Criteria met

Health Care System Availability

Lab Testing Availability and Utilization

Hospital Bed Capacity

Sufficient Personal Protective Equipment (PPE) for Emergency Responders

Criteria not met	Progress	Criteria met
Progress	Progress	Criteria met
Criteria not met	Progress	Criteria met
Progress	Progress	Criteria met

Public Health Tracking and Investigation

Timely case investigation

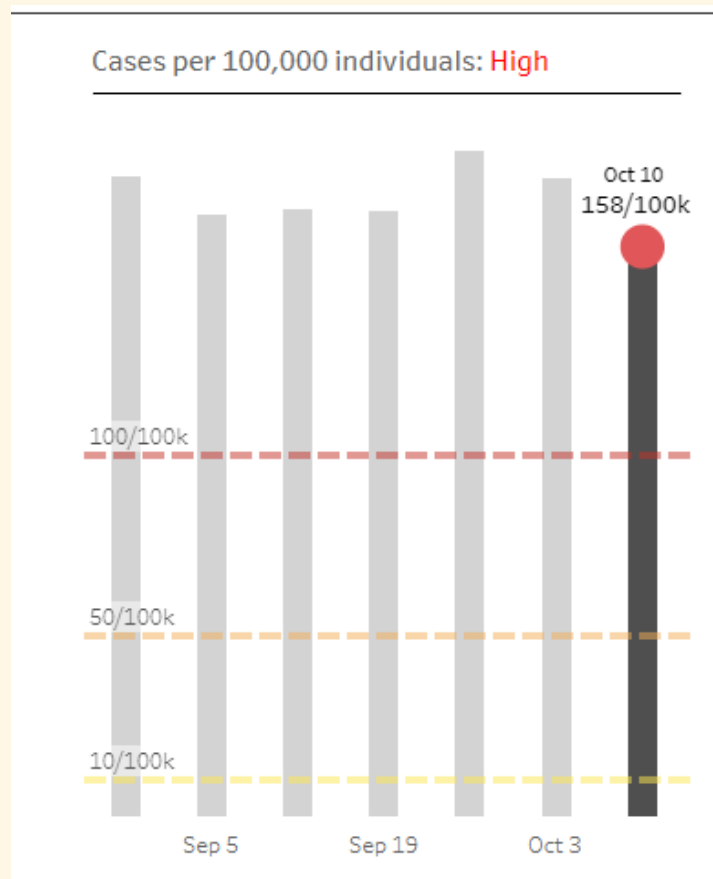
Testing of symptomatic contacts within 48 hours

Facilities/support for patients who can't be discharged home - Statewide

Criteria not met	Progress	Criteria met
Progress	Progress	Criteria met
Progress	Progress	Criteria met
Progress	Progress	Criteria met

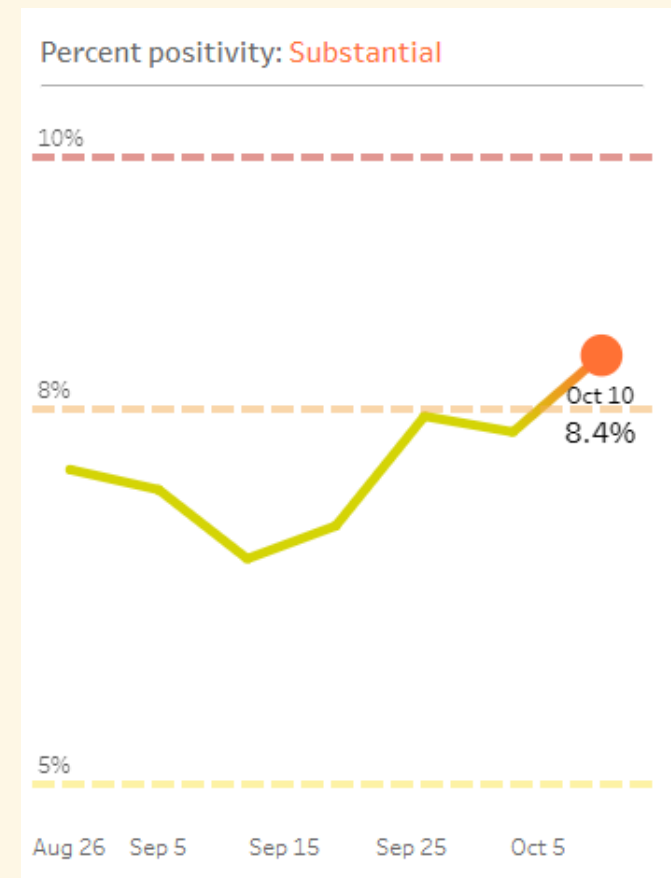


AZDHS Data for Pima County (10/21/21)



Week of October 3: 177 cases per 100K population
 Week of September 26: 184 cases
 Week of September 19: 168 cases
 Week of September 12: 168 cases

Week of October 3: Test Positivity rate = 7.8%
 Week of September 26: 7.9%
 Week of September 19: 7.1%
 Week of September 12: 6.9%





Current Pima County Transmission Level: High

Indicator	Low Transmission	Moderate Transmission	Substantial Transmission	High Transmission
Total new cases per 100,000 persons in the last 7 days	0 – 9	10 – 49	50 – 99	≥ 100
Percentage of nucleic acid amplification tests (NAATs) that are positive during the past 7 days	<5.0%	5.0% – 7.9%	8.0% – 9.9%	≥ 10.0%



Percent of Positivity
(8.4%)

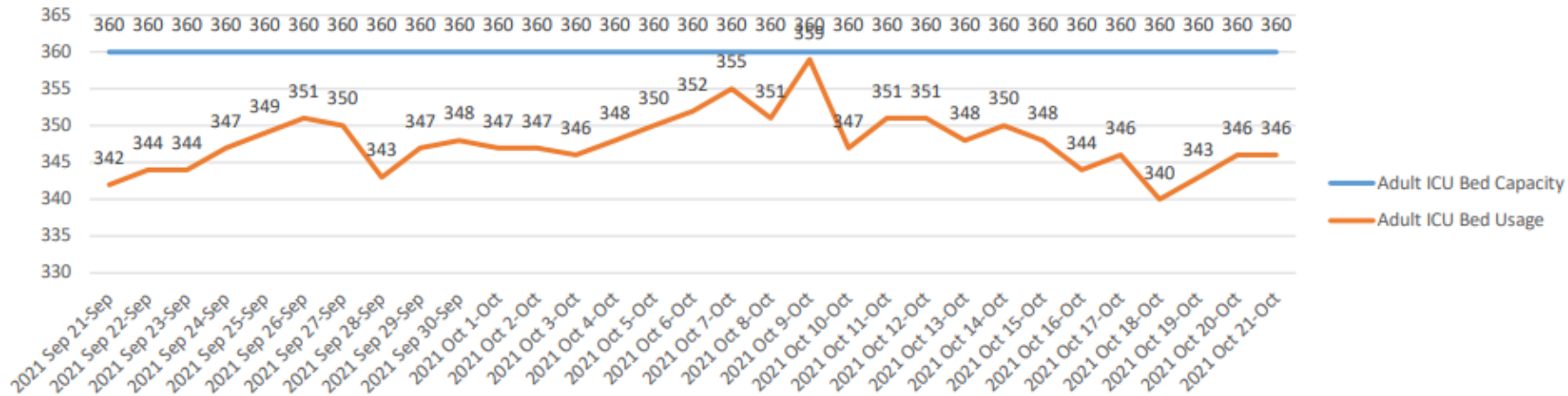


Cases per 100 K
(158)

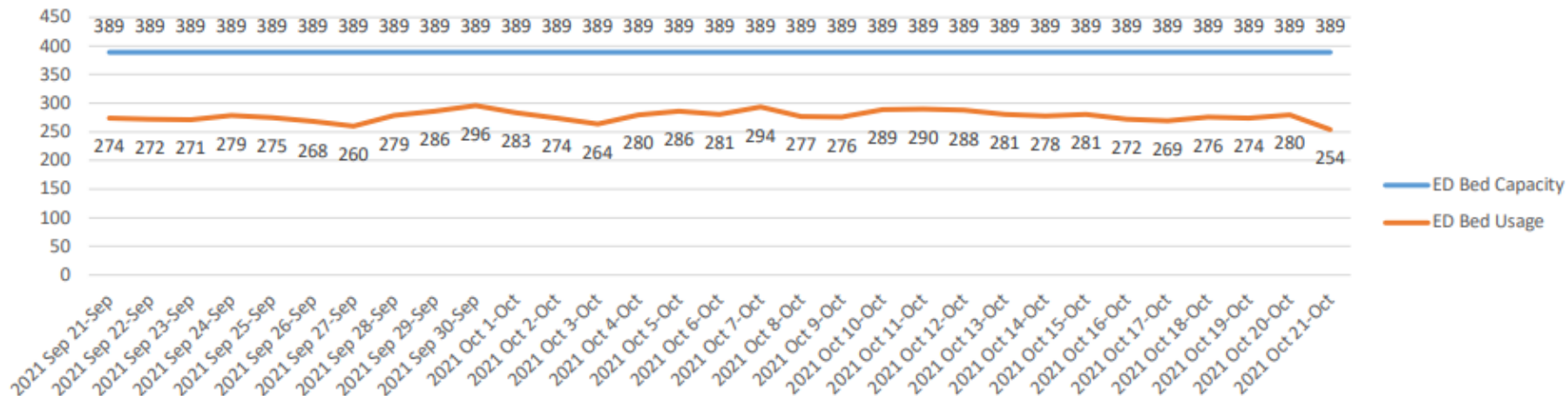


Health Care System Metrics

Pima County Adult ICU Bed Capacity



Pima County ED Bed Capacity





School Cases – Pima County

School Cases

As reported since July 20, 2021.
Updated Tuesdays & Fridays

Total cases: 1,884

Outbreaks: 66

Last updated: 9/14/21, 9:30 a.m.

District/category	Cases
Amphitheater	203
Catalina Foothills	37
Continental	<10
Flowing Wells	61
Marana	270
Sahuarita	90
Sunnyside	163
Tanque Verde	24
Tucson Unified	403
Vail	256
Other	322

School Cases

As reported since July 20, 2021.
Updated Tuesdays & Thursdays.

Total cases: 2,163

Outbreaks: 71

Last updated: 9/21/21, 11:40 a.m.

District/category	Cases
Amphitheater	237
Catalina Foothills	41
Continental	<10
Flowing Wells	68
Marana	297
Sahuarita	103
Sunnyside	189
Tanque Verde	27
Tucson Unified	484
Vail	310
Other	400

School Cases

As reported since July 20, 2021.
Updated Tuesdays & Thursdays.

Total cases: 2,455

Outbreaks: 81

Last updated: 9/28/21, 10:15 a.m.

District/category	Cases
Amphitheater	265
Catalina Foothills	46
Continental	13
Flowing Wells	79
Marana	310
Sahuarita	112
Sunnyside	208
Tanque Verde	27
Tucson Unified	592
Vail	346
Other	457

School Cases

As reported since July 20, 2021.
Updated Tuesdays & Thursdays.

Total cases: 2,755

Outbreaks: 92

Last updated: 10/5/21, 12:25 p.m.

District/category	Cases
Amphitheater	298
Catalina Foothills	46
Continental	13
Flowing Wells	104
Marana	334
Sahuarita	117
Sunnyside	251
Tanque Verde	35
Tucson Unified	668
Vail	364
Other	525

School Cases

As reported since July 20, 2021.
Updated on Thursdays.

Total cases: 3,290

Outbreaks: 95

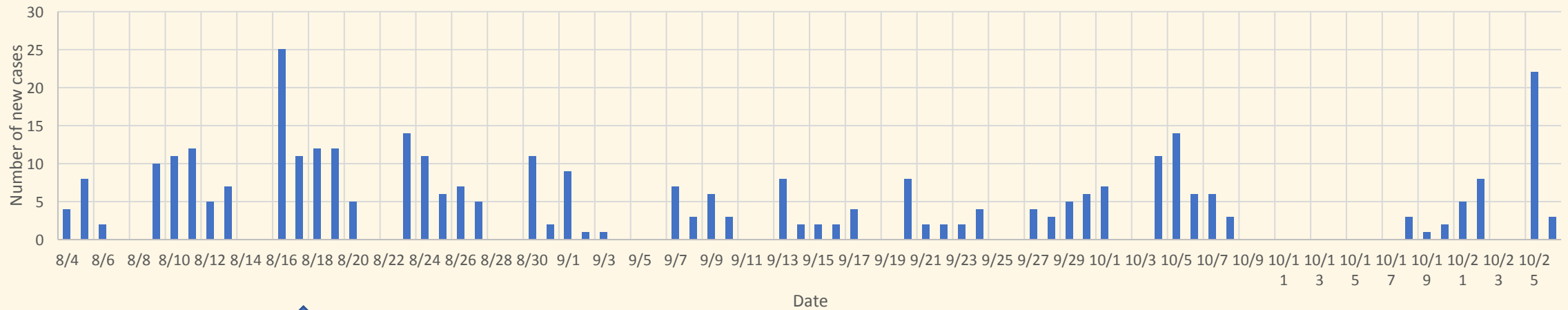
Updated: 10/22/21, 11:05 a.m.

District/category	Cases
Amphitheater	387
Catalina Foothills	60
Continental	16
Flowing Wells	142
Marana	368
Sahuarita	168
Sunnyside	291
Tanque Verde	42
Tucson Unified	780
Vail	381
Other	655



District New Cases by Day (Current School Year)

New COVID Cases by Day



Masking reinstated



District COVID Dashboard

Employees



1,955

Approximate Number of Amphi Employees



7

Active cases in Employees

Equates to 0.36% of Employees

Students



12,100

Approximate Number of Amphi Students



28

Active cases in Students


Equates to 0.23% of the Student Population



District COVID-19 Dashboard

Confirmed Case Data as of this morning (includes staff and students) (35 cases currently):

Amphitheater High School	2
Amphitheater Middle School	5
Canyon del Oro High School	3
Coronado K-8 School	1
Cross Middle School	1
Donaldson Elementary	1
Harelson Elementary	4
Keeling Elementary School	4
Nash Elementary School	3
Prince Elementary	1
Walker Elementary	3
Wilson K-8	7
All Other District Sites	0



Questions?

