



Review of Preliminary Financing Plan – Sale of Remaining Bonds from 2023 Bond Program

Tuesday, April 22, 2025



Savings from District's Debt Management Practices

❑ Denton Independent School District (“DISD” or the “District”) has actively deployed various debt management practices to lower the borrowing costs of taxpayers. Such actions have reduced the cost of voter-approved bonds and provided District taxpayers with more than \$316.8 million of direct savings since year 2005!

❖ \$188,961,491 – Bond Refundings

❖ \$ 81,843,600 – Prepayment of Bonds

❖ \$ 35,884,718 – Lower Interest Rates from Prudent Use of Variable Rate Put Bonds

❖ \$ 10,210,166 – Use of Synthetic Debt Structures

\$316,899,975 – Total Savings to Taxpayers

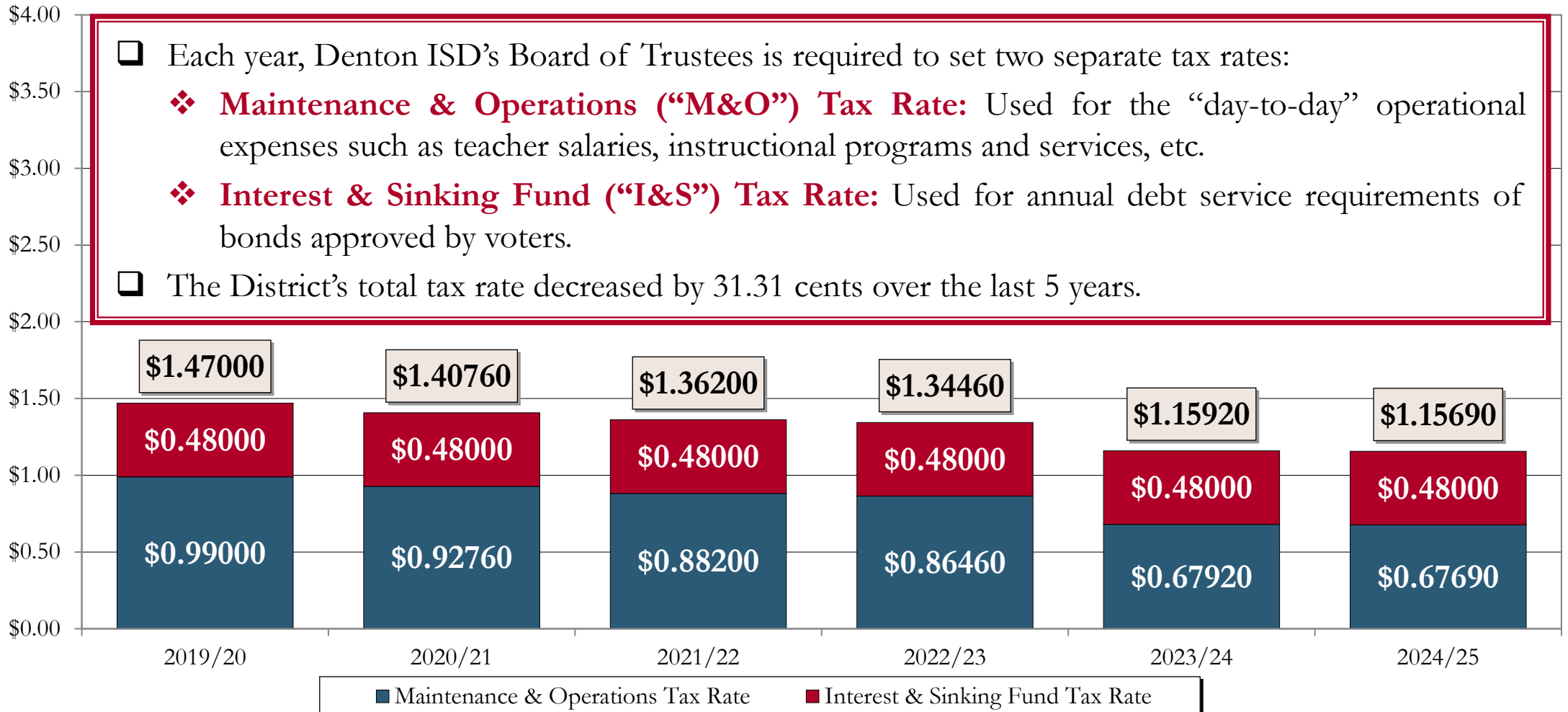


Historical Tax Rates

District's Historical Tax Rates

- ☐ Each year, Denton ISD's Board of Trustees is required to set two separate tax rates:
 - ❖ **Maintenance & Operations ("M&O") Tax Rate:** Used for the "day-to-day" operational expenses such as teacher salaries, instructional programs and services, etc.
 - ❖ **Interest & Sinking Fund ("I&S") Tax Rate:** Used for annual debt service requirements of bonds approved by voters.
- ☐ The District's total tax rate decreased by 31.31 cents over the last 5 years.

Property Tax Rate Per \$100 Valuation





Review of the District's 2023 Bond Program

- ❑ Voters of Denton ISD approved the issuance of \$1,418,481,928 of bonds on May 6, 2023 (the “2023 Bond Program”).

Denton ISD's Successful May 6, 2023 Bond Election Results				
Proposition	Election Amount	Votes For	Votes Against	Approval Rate
Prop. A (School Facilities & Buses)	\$1,299,327,930	11,394	6,810	62.59%
Prop. B (Technology)	119,153,998	11,327	6,848	62.32%
Prop. C (Athletic Facilities)	5,273,453	8,218	9,892	45.38%

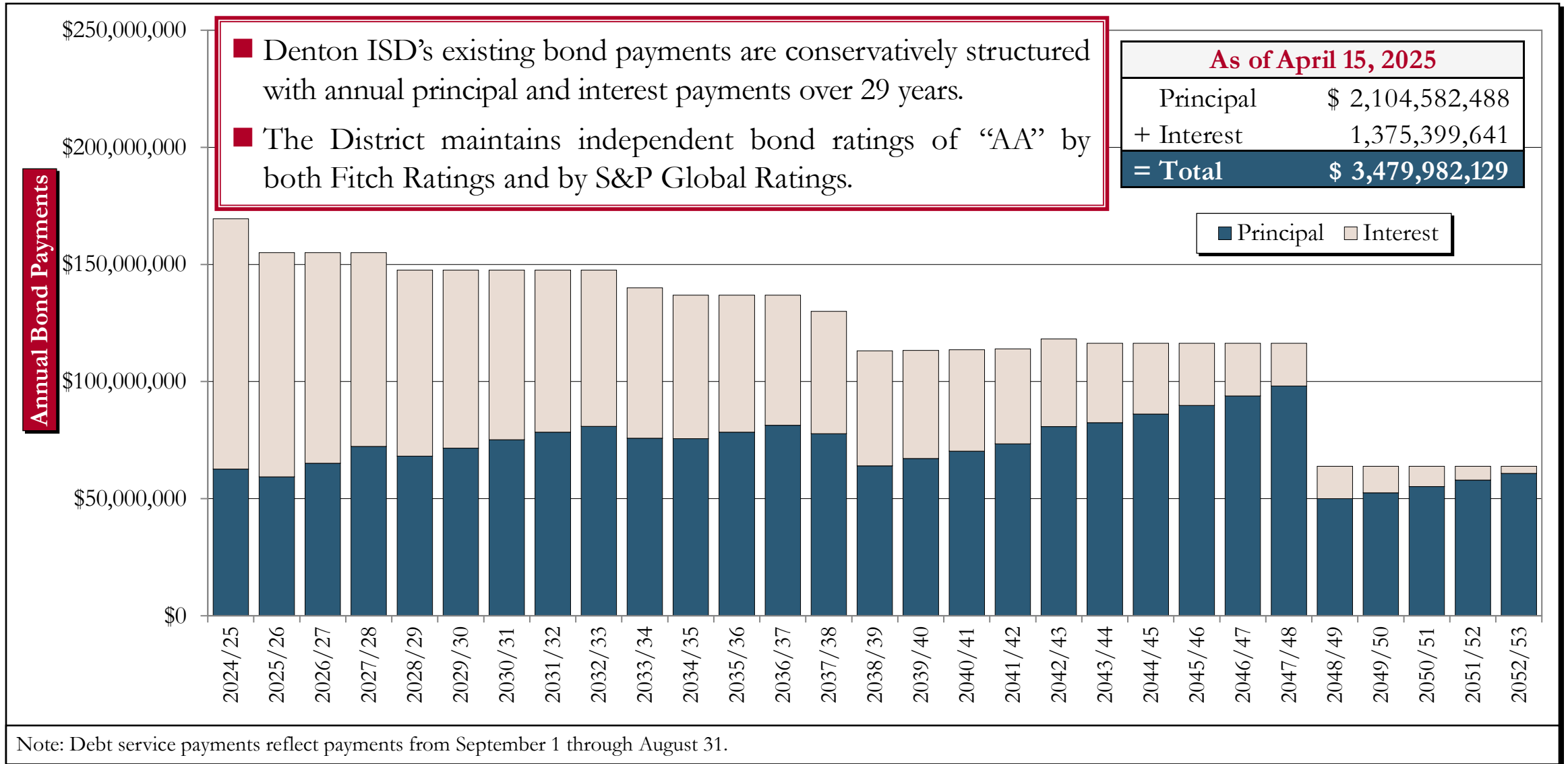
- ❑ The District has completed one (1) sale from the 2023 Bond Program, totaling \$1,036,485,000.

Summary of Bond Sales Completed – 2023 Bond Program					
Series Description	Sale Date	Dollar Amount	Interest Rate Type	All-In True Interest Rate	Final Maturity
Unlimited Tax School Building Bonds, Series 2023	July 11, 2023	\$1,036,485,000	Fixed	4.263%	2053

- ❑ Denton ISD has \$381,996,928 of bonds remaining to be sold from the 2023 Bond Program (\$352,307,930 from Proposition A and \$29,688,998 from Proposition B).



Dollar Amount and Structure of District's Existing Bonds





Goals of Financing Plan – 2023 Bond Program

- ❑ Meet or exceed expectations of taxpayers – Fully implement the 2023 Bond Program within the projected cost communicated to voters at the time of the May 6, 2023 bond election;
 - Pursuant to the voter education material used for the May 2023 bond election, neither Proposition A nor Proposition B would generate a tax rate increase – Current I&S tax rate of 48 cents will remain constant.
 - ❑ Maximize the District’s future bond capacity for capital improvements;
 - ❑ Maintain a bond repayment period of 30 years or less;
 - ❑ **Short-Term Projects:** Fully repay bonds issued for certain short-term projects over their useful lives;
 - ❑ **Variable Rate Debt:** As the District has previously utilized to strategically lower its borrowing costs, the use of variable rate bonds is limited to no more than 25% of the District’s total debt portfolio;
 - ❑ Incorporate ongoing flexibility to prepay outstanding bonds to reduce the interest cost of taxpayers; and
 - ❑ Structure repayment of bonds to comply with the State-mandated “50-Cent Debt” limitation and to minimize the use of Capital Appreciation Bonds (“CABs”).
-



Summary of Cash Flow Needs – Proposed Projects – 2023 Bond Program

Summary of Cash Flow Needs - Proposed Projects - 2023 Bond Program								
Project	Year 2022/23	Year 2023/24	Year 2024/25	Year 2025/26	Year 2026/27	Year 2027/28	Year 2028/29	Total
High School #5	\$ 2,991,032	\$ 10,774,020	\$ 61,858,717	\$ 198,484,823	\$ 44,616,397	\$ -	\$ -	\$ 318,724,990
Technology / Security	55,022,709	12,513,852	36,980,474	15,526,933	17,046,419	-	-	137,090,387
Elementary Renovations	1,058,386	16,193,675	20,487,992	25,150,893	18,232,372	17,244,012	10,003,685	108,371,015
Indoor Athletic Facilities	2,264,390	52,777,327	49,487,034	-	-	-	-	104,528,751
Land Acquisition	32,444,488	32,438,649	32,430,864	-	-	-	-	97,314,000
Borman Elementary School Rebuild	849,252	2,531,251	39,277,889	22,239,237	-	-	-	64,897,629
Eppright Road Elementary School	10,239,111	44,371,814	4,707,895	-	-	-	-	59,318,820
Riney Road Elementary School	3,138,292	26,064,406	30,116,123	-	-	-	-	59,318,820
Spiritas Road Elementary School	10,295,258	44,329,036	4,694,527	-	-	-	-	59,318,820
Transportation	13,578,118	-	-	-	-	-	-	13,578,118
Radio	1,177,249	1,177,249	-	-	-	-	-	2,354,498
Ginnings Elementary School Rebuild	-	-	3,153,626	11,416,543	47,316,016	3,573,213	-	65,459,398
HVAC & Controls	165,293	9,167,755	11,594,275	7,945,316	7,177,412	6,433,614	3,544,510	46,028,174
Furniture, Fixtures & Equipment	-	7,629,244	4,259,848	4,712,939	18,840,788	2,494,334	95,082	38,032,236
Roofing Replacement	4,587,771	8,268,258	6,179,796	5,546,409	5,888,780	5,135,564	342,371	35,948,950
Middle School Turf & Track	-	548,795	19,220,502	11,188,389	-	-	-	30,957,686
Technology Switches & Wiring	4,291,401	1,373,200	6,285,499	825,000	-	-	4,002,524	16,777,624
LaGrone Addition	-	-	740,189	10,955,707	4,885,341	-	-	16,581,237
High School Athletic Equity	-	6,404,904	3,563,363	-	-	-	1,214,898	11,183,166
Vestibules & FA Panel Life Safety	-	1,940,380	1,791,120	1,417,970	1,343,340	820,930	149,260	7,463,000
Playground	15,264	1,682,496	1,394,496	1,394,784	1,395,360	1,386,720	74,880	7,344,000
Guyer AG Barn Parking & Concessions	-	245,766	3,261,730	1,893,887	12,706	-	-	5,414,088
Food Service	634,070	1,741,356	1,425,986	975,998	76,022	40,074	5,406	4,898,911
Secondary Capital Improvements - Fine Arts	-	69,648	532,530	1,012,864	972,515	902,867	32,022	3,522,447
Elementary Fine Arts Renovations	25,045	451,910	570,622	545,577	146,142	229,441	49,539	2,018,276
Security Hardware	-	634,292	256,737	211,431	181,226	105,715	120,818	1,510,220
Card Access Replace INET	-	415,302	349,995	217,514	349,995	-	-	1,332,805
New ATC	-	-	-	-	-	-	83,416,128	83,416,128
Ryan High School Addition	-	-	-	-	-	-	14,345,047	14,345,047
Warehouse at Sisk Site	-	-	-	-	-	-	2,000,000	2,000,000
Totals	\$ 142,777,127	\$ 283,744,585	\$ 344,621,828	\$ 321,662,213	\$ 168,480,832	\$ 38,366,484	\$ 119,396,172	\$ 1,419,049,241
Cumulative Totals	\$ 142,777,127	\$ 426,521,712	\$ 771,143,540	\$ 1,092,805,753	\$ 1,261,286,585	\$ 1,299,653,069	\$ 1,419,049,241	



Overview of Variable Rate Put Bonds

- ❑ Variable Rate Put Bonds are long-term bonds sold to investors for a short-term, specified time period (e.g. 1-year, 3-years, 5-years, etc.).
- ❑ Variable Rate Put Bonds are a proven, effective and valuable “Debt Management” tool potentially providing Denton ISD with the following benefits:

- **Lower Borrowing Cost**

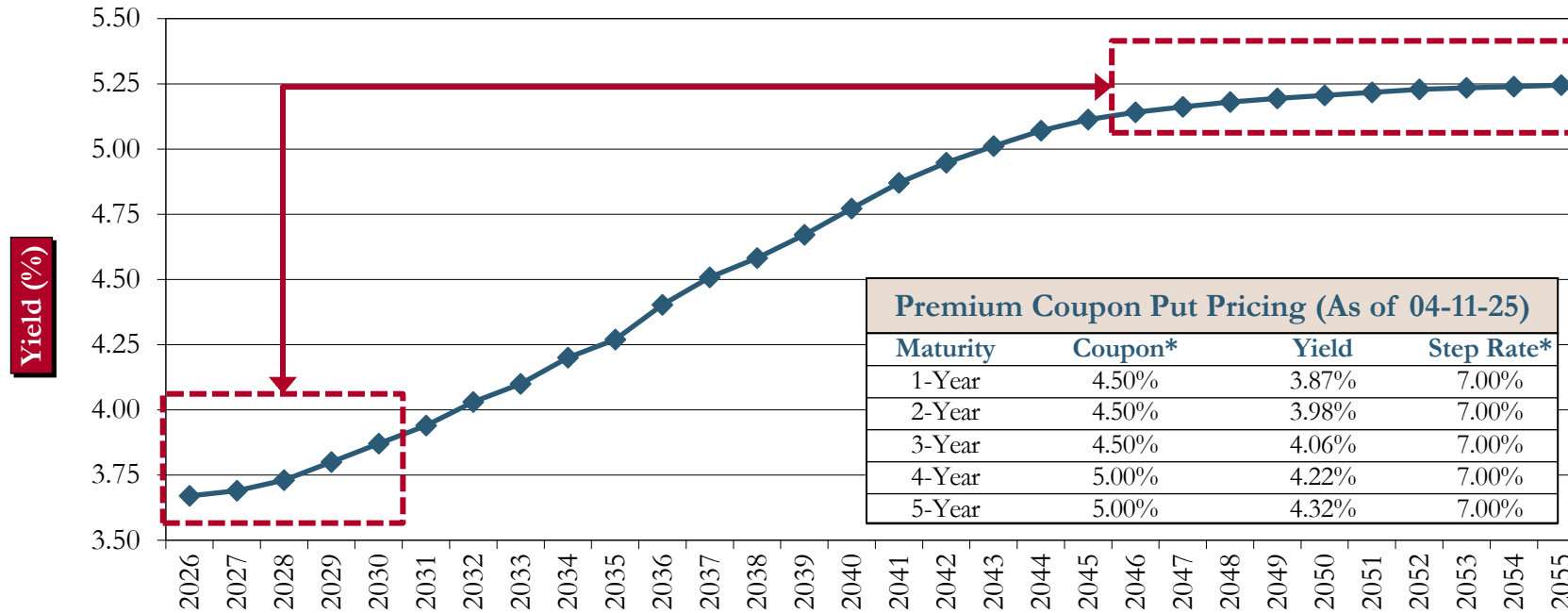
- ❖ By “locking in” savings during the initial interest rate term, Variable Rate Put Bonds allow the District to lower its initial borrowing cost in comparison to the sale of fixed rate bonds. In addition, DISD retains the flexibility to “fix” the interest rate at a time that fixed interest rates are lower.
- ❖ At this time, we estimate a \$200 million Variable Rate Put Bond with a 3-year initial interest rate term may lower the District’s initial borrowing cost by approximately \$5.74 million.
- ❖ After the initial interest rate period, Denton ISD may choose the most appropriate variable rate mode to “remarket” such bonds to investors or “fix” the interest rate based upon prevailing market conditions.

- **Annual Interest & Sinking Fund (“I&S”) Tax Rate Management**

- ❖ Unlike traditional fixed rate bonds which are generally callable 9 or 10 years after issuance, Variable Rate Put Bonds may be prepaid prior to scheduled maturity, without penalty, at the end of each term rate period, providing the District with additional flexibility to efficiently manage its annual bond payments and corresponding I&S tax rate.
-



Overview of Variable Rate Put Bonds (Continued)



Prevailing short-term interest rates are currently below long-term interest rates, making it potentially advantageous to utilize a variable rate structure for a portion of the 2023 Bond Program.

■ Balance Sheet Management Tool

- ❖ The strategic use of Variable Rate Put Bonds in a dollar amount up to the District’s approximate \$197.0 million of short-term investments in DISD’s General Fund and I&S Fund (as of June 30, 2024) may serve to “balance” the interest rate paid on the District’s bonds (liability) with the investment rate earned on cash balances (asset).
- ❖ For example, should short-term interest rates rise in the future, the interest expense on the District’s bonds will correspondingly increase; however, such expense will be offset by the increase in investment income on the District’s short-term cash balances, as short-term investment rates will also correspondingly increase.

* Preliminary, subject to change.



Preliminary Financing Plan – Remaining 2023 Bond Program

This Preliminary Financing Plan is based upon the assumptions summarized herein. To the extent the District's actual results differ from the assumptions herein, the financial impact to Denton ISD will correspondingly change.

□ Preliminary Financing Plan

- Denton ISD issues the \$381,996,928 of remaining bonds from the 2023 Bond Program utilizing a combination of fixed rates and variable rates of interest.
 - **Bond Sale No. 1:** \$181,996,928 – Utilize fixed rates of interest (the “Series 2025-A Bonds”);
 - **Bond Sale No. 2:** \$200,000,000 – Utilize variable rates of interest (the “Series 2025-B Bonds”);
 - ❖ \$200 million of Variable Rate Put Bonds are anticipated to be sold with an initial 3-year interest rate term period expiring on August 14, 2028 – Current interest rate is estimated at 4.06%.
 - ❖ Reduces DISD's initial borrowing cost by approximately \$5.74 million over the next 3 years.



Preliminary Financing Plan – Remaining 2023 Bond Program (Continued)

□ Assumptions

- **Tax Rate Impact:** The remaining 2023 Bond Program will be implemented without an increase in the I&S tax rate.
- **Interest Rate:** Bonds issued pursuant to the remaining 2023 Bond Program will be sold as follows:
 - Series 2025-A Bonds: Current market rates (as of April 11, 2025) plus 0.25%; and
 - Series 2025-B Bonds: Current market rates (as of April 11, 2025) plus 0.25%.
- **Bond Repayment:** Each series of bonds will be structured with annual principal payments over a maximum 30-year repayment period. However, the District will have the flexibility to prepay the bonds prior to scheduled maturity, without penalty.
- **State Funding Assistance:** Denton ISD **WILL NOT** receive any State assistance from the IFA or EDA Programs for the repayment of bonds. However, DISD **WILL** receive ASAHE funding for the repayment of bonds. For purposes of this analysis, the District **will receive 75% of the calculated ASAHE funding** during years 2025/26 – 2052/53 (i.e., the repayment period of eligible debt).



Preliminary Financing Plan – Remaining 2023 Bond Program (Continued)

□ Assumptions (Continued)

■ Other Available Revenues:


- For year 2024/25, DISD will have \$11,090,729 of “Other Available Revenues” available for bond payments, which consists of frozen I&S Fund tax collections (\$9,390,729), interest earnings on I&S tax collections (\$1,000,000), delinquent I&S tax collections (\$400,000), penalties and interest on I&S tax collections (\$325,000), and less estimated annual bond fees of \$25,000.
- During years 2025/26 through 2054/55, “Other Available Revenues” will be reduced to \$7,770,391 assuming the residential homestead exemption is increased from \$100,000 to \$140,000, which will also correspondingly reduce the District’s frozen I&S Fund tax collections from \$9,390,729 to an estimated \$6,070,391.

- **Tax Collections:** Assumes a tax collection rate of 99%.



Summary of Denton ISD’s Historical Taxable Assessed Valuation

- ❑ DISD’s taxable assessed valuation (net of frozen values) is \$30,732,921,616 for year 2024/25.
- ❑ The following summarizes certain taxable value growth statistics over the last decade:
 - Maximum tax base increase occurred in Year 2022/23: \$3,750,304,040 or 17.77%;
 - Average tax base increase last 5 years: \$2,540,630,643 or 11.26%; and
 - Average tax base increase last 10 years: \$2,000,689,807 or 11.10%.



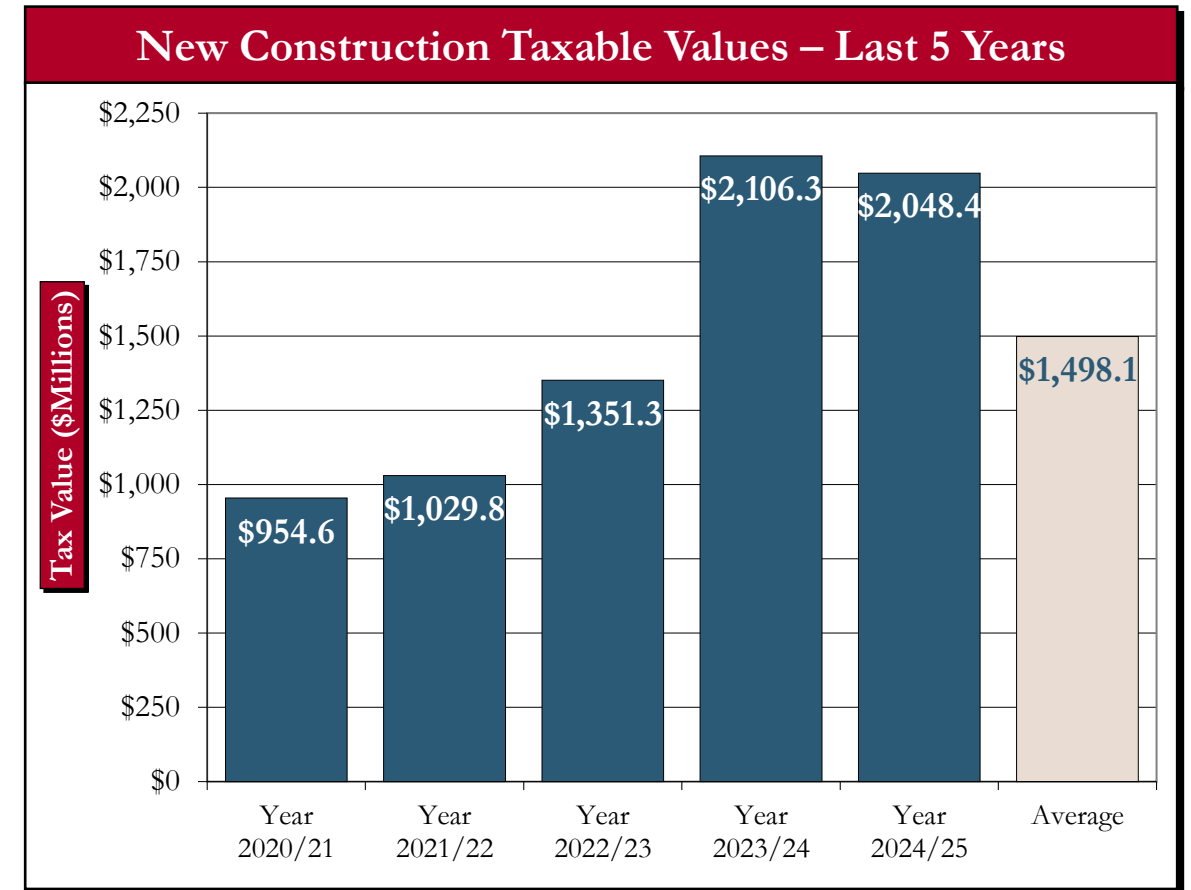
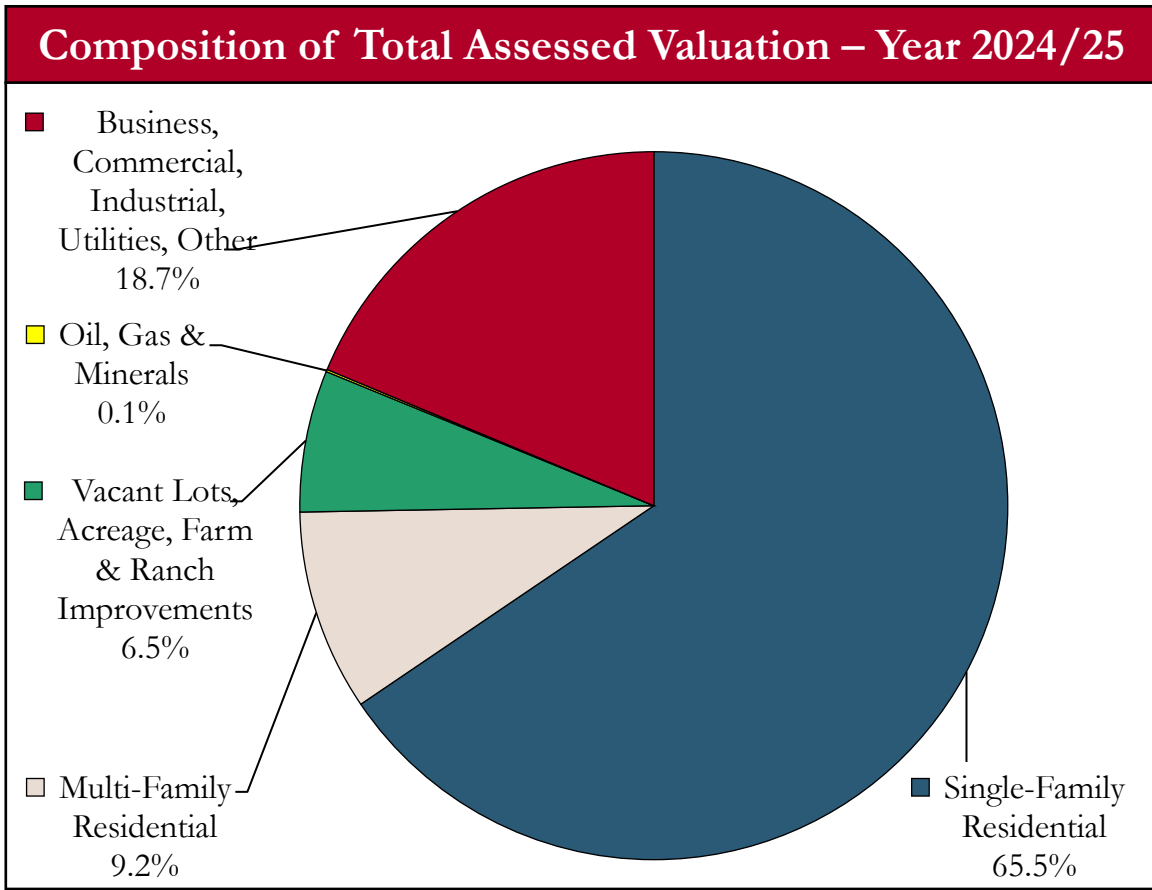
- ❑ This Preliminary Financing Plan assumes Denton ISD’s taxable value will increase by \$2,000,689,807 (i.e., the current 10-year average annual increase) in years 2025/26 and 2026/27 and remain constant thereafter.



Composition of the District's Tax Base and New Construction Tax Values

❑ For year 2024/25, Single-Family Residential properties comprise 65.5% of Denton ISD's total assessed valuation, while Business, Commercial, Industrial and Utility properties comprise 18.7%.

❑ On average, DISD's tax base has annually increased by \$1.498 billion over the last 5 years as a result of "new construction" within the District.



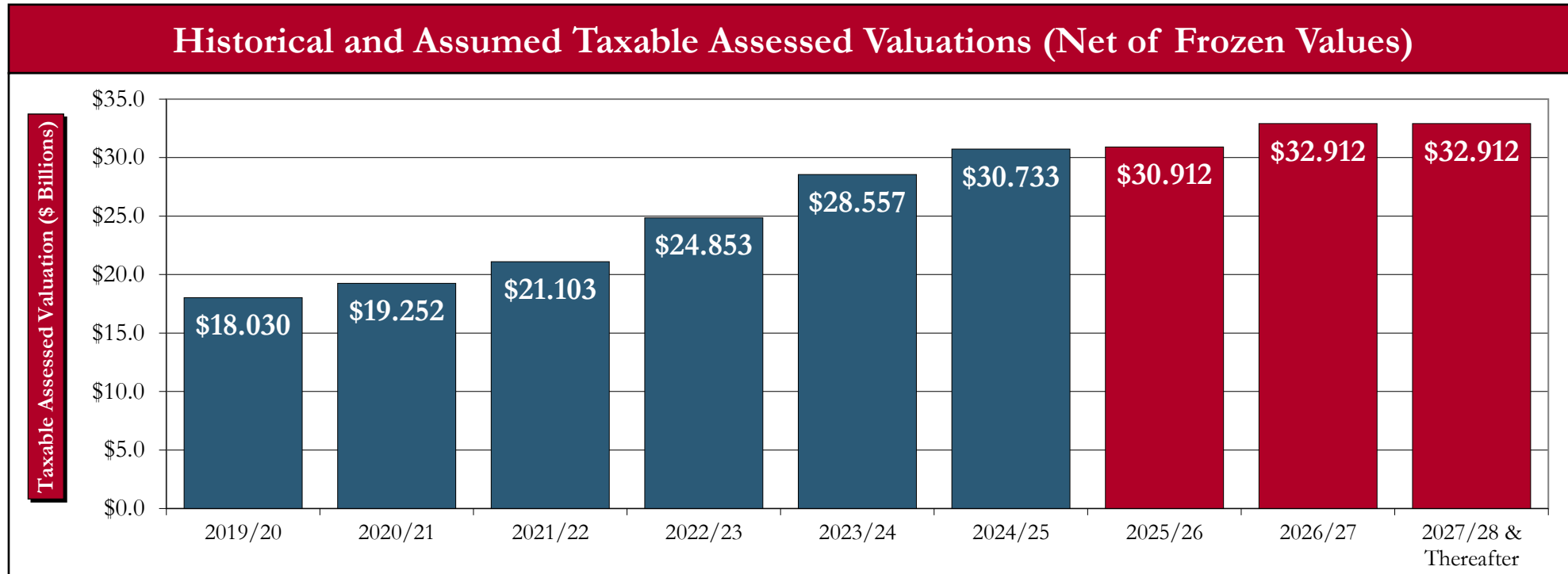


Potential Legislative Changes

- ❑ As passed by the Senate on February 13, 2025, Senate Bill 4 (“SB4”) would increase the residential homestead exemption from \$100,000 to \$140,000, beginning in fiscal year 2025/26, subject to an election to be held on November 4, 2025.
- ❑ For year 2024/25, Denton ISD’s residential homestead exemption equaled \$4,555,276,200. As such, a \$40,000 increase in the exemption will remove approximately \$1,822,110,480 from the District’s tax roll beginning in year 2025/26.
- ❑ In addition, DISD’s frozen tax levy would also be adjusted. When the residential homestead exemption went from \$40,000 to \$100,000, the District’s frozen tax levy went from \$34,987,547 to \$22,862,236. Assuming the same ratios, an increase in the residential homestead exemption to \$140,000 could potentially lower Denton ISD’s frozen levy to approximately \$14,778,695, which represents a reduction of \$8,083,541.
- ❑ Additional State Aid for Homestead Exemption for Facilities funding (“ASAHE”) will be rolled forward; however, it will only apply to eligible debt as of January 1, 2025, “which appears to mean that only debt for which a payment was made before the end of the prior state biennium (i.e., August 31, 2023) would be covered.”
- ❑ Lastly, SB4 and House Bill 2 contain a provision related to reducing ASAHE funding when the combination of state aid and I&S taxes are greater than the required debt service payment. This provision appears to have the effect of limiting a school district’s ability to prepay bonds prior to scheduled maturity and receive ASAHE funding for the increased homestead exemption at the same time.



Historical and Assumed Taxable Assessed Valuations



Fiscal Year	2019/20	2020/21	2021/22	2022/23	2023/24	2024/25	Average Annual Increase – Years 2020/21 – 2024/25
Taxable Assessed Valuation	\$18,029,768,401	\$19,251,900,992	\$21,103,192,951	\$24,853,496,991	\$28,556,995,922	\$30,732,921,616	---
Dollar Change	\$---	\$1,222,132,591	\$1,851,291,959	\$3,750,304,040	\$3,703,498,931	\$2,175,925,694	\$2,540,630,643
Percentage Change	---%	6.78%	9.62%	17.77%	14.90%	7.62%	11.26%

Fiscal Year	2025/26	2026/27	2027/28 & Thereafter	Average Annual Increase – Years 2025/26 – 2026/27
Taxable Assessed Valuation	\$30,911,500,943	\$32,912,190,750	\$32,912,190,750	---
Dollar Change	\$178,579,327	\$2,000,689,807	\$---	\$1,089,634,567
Percentage Change	0.58%	6.47%	---%	3.48%

Historical values are provided by Denton Central Appraisal District.



Preliminary Financing Plan – Remaining 2023 Bond Program (Continued)

□ The following table summarizes the projected results of both the Series 2025-A Bond and Series 2025-B Bond sales.

Remaining 2023 Bond Program – Summary of Projected Results	
Description	Estimated Results
Dollar Amount of Bonds to be Issued – Series 2025-A Bonds (“Fixed Rate”)	\$ 181,996,928
Dollar Amount of Bonds to be Issued – Series 2025-B Bonds (“Variable Rate”)	<u>200,000,000</u>
Total Dollar Amount of Bonds to be Issued	\$ 381,996,928
Projected True Interest Cost (“All-In TIC”) – Series 2025-A Bonds	4.95%
Projected True Interest Cost (“All-In TIC”) – Series 2025-B Bonds	4.06%
Projected I&S Tax Rate Increase	--- Cents
Projected Net Bond Payments – Series 2025-A Bonds	\$ 322,146,300
Projected Net Bond Payments – Series 2025-B Bonds	<u>459,463,250</u>
Total Projected Net Bond Payments	\$ 781,609,550
Projected Bond Repayments – 5 Years (i.e. Years 2025/26 – 2029/30)	\$ 8,725,000
Projected Bond Repayments – 10 Years (i.e. Years 2025/26 – 2034/35)	31,555,000
Projected Bond Repayments – 15 Years (i.e. Years 2025/26 – 2039/40)	91,535,000
Final Maturity – Series 2025-A Bonds	Aug. 15, 2046
Final Maturity – Series 2025-B Bonds	Aug. 15, 2055



Preliminary Financing Plan – Remaining 2023 Bond Program (Continued)

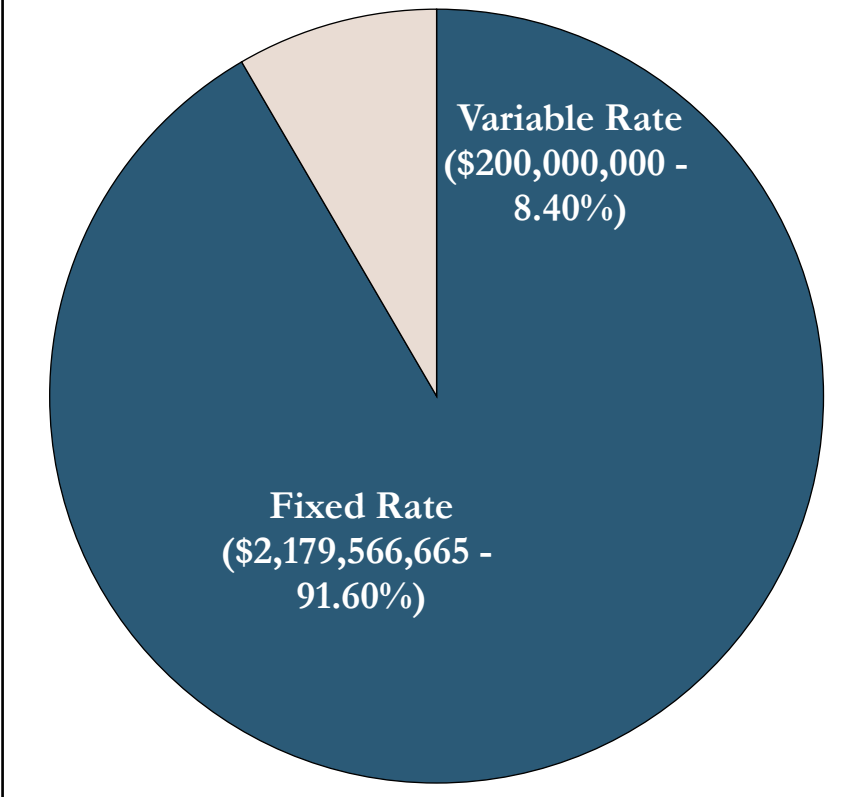
Preliminary Financing Plan - Sell Remaining \$381,996,928 From The 2023 Bond Program In Two Installments (As of April 11, 2025)													
A	B	C	D	E	F	G	H	I	J	K	L	M	
Year	Total Existing Bond Payments	Plus: Fixed Rate Series 2025-A @ 4.95%	Plus: Variable Rate Series 2025-B @ 4.06% / 5.00%	Total Combined Bond Payments	Less: Projected IFA & EDA State Funding Assistance	Less: Projected ASAHE State Funding Assistance	Less: Frozen Levy, Delinquent Tax Collections & Interest Earnings	Less: Capitalized Interest	Net Combined Bond Payments	Taxable Assessed Valuation (Net of Frozen)	Projected I&S Tax Rate	I&S Tax Rate Difference	
2024/25	\$169,522,634	\$1,361,424	\$523,294	\$171,407,352	\$0	\$14,110,054	\$11,090,729	\$1,884,718	\$144,321,851	\$30,732,921,616	\$0.4800		
2025/26	155,062,751	10,002,300	8,970,750	174,035,801	0	10,632,674	7,770,391	8,745,000	146,887,736	30,911,500,943	0.4800	\$0.0000	
2026/27	155,062,251	10,767,300	8,970,750	174,800,301	0	10,632,797	7,770,391	0	156,397,113	32,912,190,750	0.4800		
2027/28	155,062,251	10,765,225	8,970,750	174,798,226	0	10,633,337	7,770,391	0	156,394,498	32,912,190,750	0.4800		
2028/29	147,562,751	13,395,950	9,967,500	170,926,201	0	10,118,477	7,770,391	0	153,037,333	32,912,190,750	0.4697	(\$0.0103)	
2029/30	147,565,501	13,389,550	9,967,500	170,922,551	0	10,118,954	7,770,391	0	153,033,206	32,912,190,750	0.4697		
2030/31	147,561,651	13,397,975	9,967,500	170,927,126	0	10,119,074	7,770,391	0	153,037,661	32,912,190,750	0.4697		
2031/32	147,560,539	13,394,850	9,967,500	170,922,889	0	10,119,467	7,770,391	0	153,033,031	32,912,190,750	0.4697		
2032/33	147,563,164	13,395,175	9,967,500	170,925,839	0	10,119,959	7,770,391	0	153,035,489	32,912,190,750	0.4697		
2033/34	140,056,083	12,128,125	9,967,500	162,151,708	0	9,491,807	7,770,391	0	144,889,510	32,912,190,750	0.4447	(\$0.0250)	
2034/35	136,872,292	15,312,725	9,967,500	162,152,517	0	9,494,242	7,770,391	0	144,887,884	32,912,190,750	0.4447		
2035/36	136,870,761	15,207,250	9,967,500	162,045,511	0	9,385,865	7,770,391	0	144,889,255	32,912,190,750	0.4447		
2036/37	136,869,546	15,207,475	9,967,500	162,044,521	0	9,387,104	7,770,391	0	144,887,026	32,912,190,750	0.4447		
2037/38	130,002,130	22,076,800	9,967,500	162,046,430	0	9,388,676	7,770,391	0	144,887,363	32,912,190,750	0.4447		
2038/39	113,097,560	21,551,275	9,967,500	144,616,335	0	8,250,521	7,770,391	0	128,595,423	32,912,190,750	0.3947	(\$0.0500)	
2039/40	113,345,697	21,310,625	9,967,500	144,623,822	0	8,253,896	7,770,391	0	128,599,535	32,912,190,750	0.3947		
2040/41	113,611,441	21,043,350	9,967,500	144,622,291	0	8,254,610	7,770,391	0	128,597,290	32,912,190,750	0.3947		
2041/42	113,903,198	20,699,175	9,967,500	144,569,873	0	8,203,358	7,770,391	0	128,596,124	32,912,190,750	0.3947		
2042/43	118,170,819	16,440,575	9,967,500	144,578,894	0	8,208,335	7,770,391	0	128,600,168	32,912,190,750	0.3947		
2043/44	116,331,206	17,646,225	9,967,500	143,944,931	0	7,576,769	7,770,391	0	128,597,771	32,912,190,750	0.3947	\$0.0000	
2044/45	116,332,862	17,480,725	9,967,500	143,781,087	0	7,413,453	7,770,391	0	128,597,243	32,912,190,750	0.3947		
2045/46	116,333,350	16,278,650	11,082,500	143,694,500	0	7,327,620	7,770,391	0	128,596,489	32,912,190,750	0.3947		
2046/47	116,333,700	0	27,361,750	143,695,450	0	7,327,602	7,770,391	0	128,597,457	32,912,190,750	0.3947		
2047/48	116,334,100	0	27,364,250	143,698,350	0	7,327,613	7,770,391	0	128,600,346	32,912,190,750	0.3947		
2048/49	63,826,500	0	27,268,000	91,094,500	0	3,602,232	7,770,391	0	79,721,877	32,912,190,750	0.2447	(\$0.1500)	
2049/50	63,826,000	0	27,270,750	91,096,750	0	3,602,204	7,770,391	0	79,724,155	32,912,190,750	0.2447		
2050/51	63,825,500	0	27,270,500	91,096,000	0	3,602,176	7,770,391	0	79,723,433	32,912,190,750	0.2447		
2051/52	63,823,750	0	27,270,000	91,093,750	0	3,602,077	7,770,391	0	79,721,282	32,912,190,750	0.2447		
2052/53	63,824,250	0	27,271,750	91,096,000	0	3,602,105	7,770,391	0	79,723,504	32,912,190,750	0.2447		
2053/54	0	0	30,473,000	30,473,000	0	0	7,770,391	0	22,702,609	32,912,190,750	0.0697	(\$0.1750)	
2054/55	0	0	30,471,000	30,471,000	0	0	7,770,391	0	22,700,609	32,912,190,750	0.0697		
Total	\$3,526,114,237	\$332,252,724	\$459,986,544	\$4,318,353,505	\$0	\$239,907,058	\$244,202,459	\$10,629,718	\$3,823,614,270				



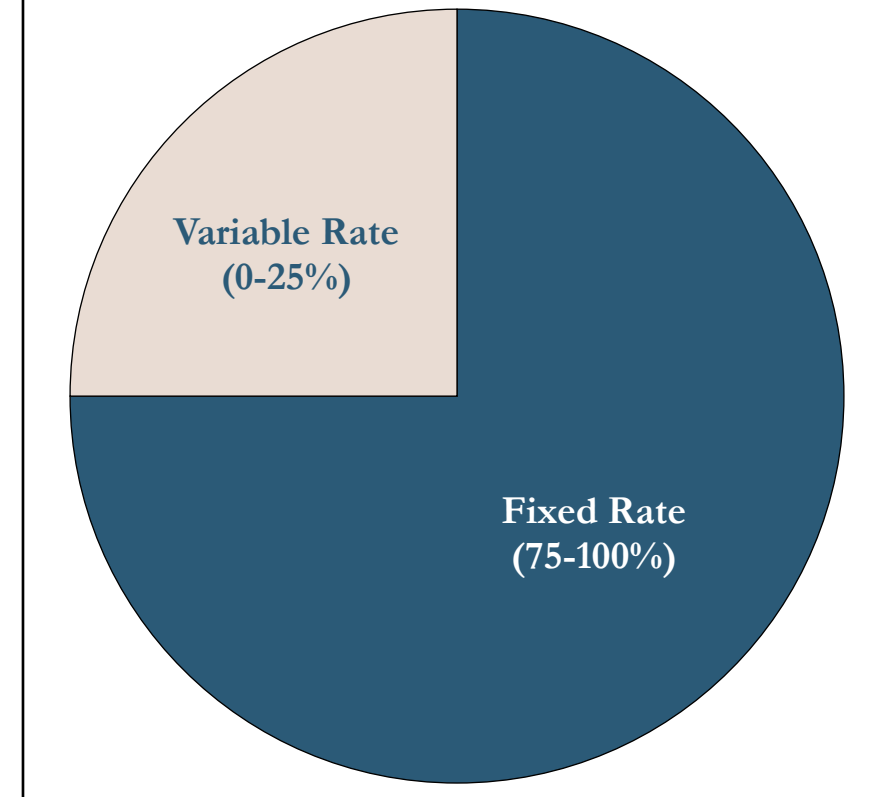
Composition of Projected Bond Portfolio

- Upon the issuance of both the Series 2025-A and Series 2015-B Bonds, variable rate bonds are expected to comprise 8.40% of the District's total bond portfolio, which remains within the expectations of the bond rating agencies and, generally speaking, prudent debt management standards.

**Estimated Composition of Bond Portfolio
Upon Sale of Series 2025-A & 2025-B Bonds**



**Bond Portfolio Acceptable
To Rating Agencies**





Summary of DISD's Estimated Callable Bonds – After Sale of the Series 2025-A and Series 2025-B Bonds

- As summarized below, Denton ISD is estimated to have \$2,077,475,000 of bonds eligible to be repaid or refinanced prior to maturity upon completion of the Series 2025-A and Series 2025-B Bonds sales.

Estimated Summary of Callable Unlimited Tax Bonds - Upon Completion of the Series 2025-A and Series 2025-B Bond Sales

Issue Description	Call Date	Principal Amount Outstanding	Principal Amount Callable	Callable Maturities	Final Maturity	Coupons: Callable Maturities
Unlimited Tax School Building Bonds, Series 2014-A	Any Date	\$ 1,955,000	\$ 1,955,000	2025	2025	4.000%
Unlimited Tax Refunding Bonds, Series 2015	Any Date	7,830,000	7,830,000	2025	2025	5.000%
Unlimited Tax School Building Bonds, Series 2015-A	08/15/2025	4,095,000	2,105,000	2026	2026	5.000%
Unlimited Tax Refunding Bonds, Series 2016	02/15/2026	116,767,488	112,705,000	2026 - 2031; 2034 - 2038	2038	3.000% - 5.000%
Unlimited Tax School Building Bonds, Series 2018 [2027 Call]	08/15/2027	293,285,000	272,890,000	2028 - 2048	2048	3.000% - 5.000%
Unlimited Tax School Building Bonds, Series 2018 [2028 Call]	08/15/2028	75,000,000	75,000,000	2044 - 2048	2048	4.000%
Variable Rate Unlimited Tax School Building Bonds, Series 2025-B	08/15/2028	200,000,000	200,000,000	2046 - 2055	2055	Variable
Unlimited Tax School Building Bonds, Series 2020	08/15/2029	218,540,000	175,705,000	2030 - 2048	2048	1.750% - 5.000%
Unlimited Tax Refunding Bonds, Taxable Series 2020-A	08/15/2030	265,590,000	226,185,000	2031 - 2045	2045	1.577% - 2.556%
Unlimited Tax Refunding Bonds, Taxable Series 2021	08/15/2030	85,715,000	20,225,000	2032 - 2033	2033	1.967% - 2.067%
Unlimited Tax Refunding Bonds, Series 2022-A	08/15/2031	28,840,000	12,070,000	2032 - 2035	2035	4.000% - 5.000%
Unlimited Tax Refunding Bonds, Series 2022-B	08/15/2031	24,775,000	18,725,000	2032 - 2035	2035	3.000% - 5.000%
Unlimited Tax School Building Bonds, Series 2023	08/15/2033	943,030,000	798,095,000	2034 - 2053	2053	5.000%
Unlimited Tax Refunding Bonds, Series 2024	08/15/2033	39,160,000	3,035,000	2034	2034	5.000%
Unlimited Tax School Building Bonds, Series 2025-A	08/15/2035	181,995,000	150,950,000	2036 - 2046	2046	To Be Determined
Totals	---	\$2,486,577,488	\$2,077,475,000	---	---	---



“Parameters Bond Order” – Remaining 2023 Bond Program

- ❑ As previously utilized for prior bond sales, Denton ISD’s Board of Trustees may adopt a “Parameters Bond Order” designating the ability to approve the issuance of the Series 2025-A and Series 2025-B Bonds to the District’s Administration if each of the established parameters are met.
- ❑ At its Tuesday, May 13, 2025 meeting, the Board of Trustees will consider a “Parameters Bond Order” and the following summarizes the parameters to be utilized for the Series 2025-A and Series 2025-B Bonds:

Parameters for Sales of the Series 2025-A and Series 2025-B Bonds		
Parameter	Series 2025-A Bonds (“Fixed Rate”)	Series 2025-B Bonds (“Variable Rate”)
1) Maximum Principal Amount:	\$ 181,995,000	\$ 200,000,000
2) True Interest Rate (All-In TIC) – Must Not Exceed:	5.50% (Anticipated Rate of 4.95%)	The Highest Lawful Rate (Anticipated Rate of 4.06%)
3) Final Maturity – Must Not Exceed:	August 15, 2055	August 15, 2055
4) Expiration Date of Parameter Order:	May 12, 2026	May 12, 2026

- ❑ Unless each parameter listed above can be achieved, the Series 2025-A and Series 2025-B Bonds will not be issued until additional direction is received from the District.



Preliminary Timetable – Series 2025-A and Series 2025-B Bonds

April 2025							May 2025							June 2025							July 2025								
S	M	T	W	T	F	S	S	M	T	W	T	F	S	S	M	T	W	T	F	S	S	M	T	W	T	F	S		
			1	2	3	4	5					1	2	3	1	2	3	4	5	6	7				1	2	3	4	5
6	7	8	9	10	11	12	4	5	6	7	8	9	10	8	9	10	11	12	13	14	6	7	8	9	10	11	12		
13	14	15	16	17	18	19	11	12	13	14	15	16	17	15	16	17	18	19	20	21	13	14	15	16	17	18	19		
20	21	22	23	24	25	26	18	19	20	21	22	23	24	22	23	24	25	26	27	28	20	21	22	23	24	25	26		
27	28	29	30				25	26	27	28	29	30	31	29	30						27	28	29	30	31				

Board Meeting
 Closing – Receipt of Funds

Preliminary Timetable – Series 2025-A and Series 2025-B Bonds	
Date*	Action Necessary
April 22, 2025	Board Meeting – Discuss the Preliminary Financing Plan for Denton ISD’s remaining 2023 Bond Program.
May 13, 2025	Board Meeting – Consider a “Parameters Bond Order” authorizing the issuance of \$181.996 million fixed rate bonds (the “Series 2025-A Bonds”) and \$200 million variable rate bonds (the “Series 2025-B Bonds”).
May 30, 2025	Completion of all actions necessary to sell the Series 2025-A and Series 2025-B Bonds (i.e. Preliminary Official Statements are completed, the Permanent School Fund guarantee is received, obtain bond ratings, etc.).
Week of June 2 – 6, 2025	Pricing – Sale of the Series 2025-A Bonds within the specified parameters – Interest rates locked-in at this time.
Week of June 23 – 27, 2025	Pricing – Sale of the Series 2025-B Bonds within the specified parameters – Interest rates locked-in at this time.
June 26, 2025	Closing – Proceeds of the Series 2025-A Bonds are delivered to the District.
July 24, 2025	Closing – Proceeds of the Series 2025-B Bonds are delivered to the District.

* Preliminary, subject to change.



Questions

