

VENETA ELEMENTARY Board Report

April 2026



VENETA ELEMENTARY BY THE NUMBERS



324

STUDENTS

In grades K-5

15

CLASSROOMS

K-5 & Structured Learning
Center

46

STAFF MEMBERS

Including certified staff
(teachers and specialists),
classified staff
(instructional aides, office
staff, and custodians),
and cafeteria staff



VES % of Regular Attenders by Grade Level

K	1	2	3	4	5	VES Over all
67.39% Down from last year	85.45% Up from last year	68.89% Up from last year	72.31% Up from last year	63.46% Down from last year	61.29% Down from last year	69.85% Up from last year

Define regular attender: Those who attend 90% or greater. This allows for one absence a month to make the 90%

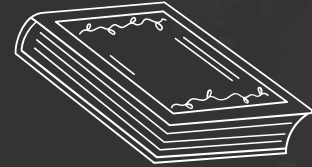
School Year 24/25 State Assessments

Improvement is needed in 4th grade ELA, 5th grade Science

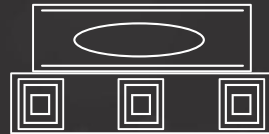
ELA	VES	State
3rd	41%	40%
4th	40%	42%
5th	51%	47%

Math	VES	State
3rd	51%	40%
4th	53%	37%
5th	47%	31%

Science	VES	State
5th	27%	30%




A DAY IN THE LIFE OF A VENETA ELEMENTARY STUDENT



Before School

Students have **25 minutes** after the doors open (7:30am-7:55am) to:

- Eat breakfast
- Go outside and play
- Go to the library


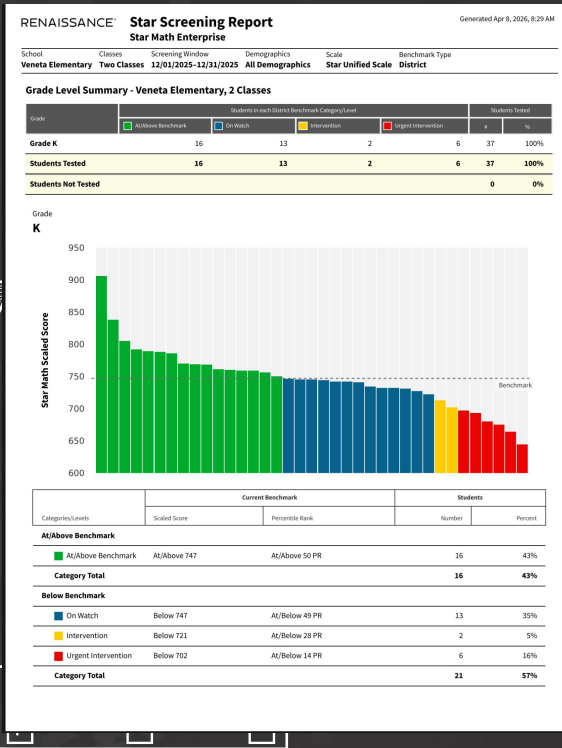





Kindergarten

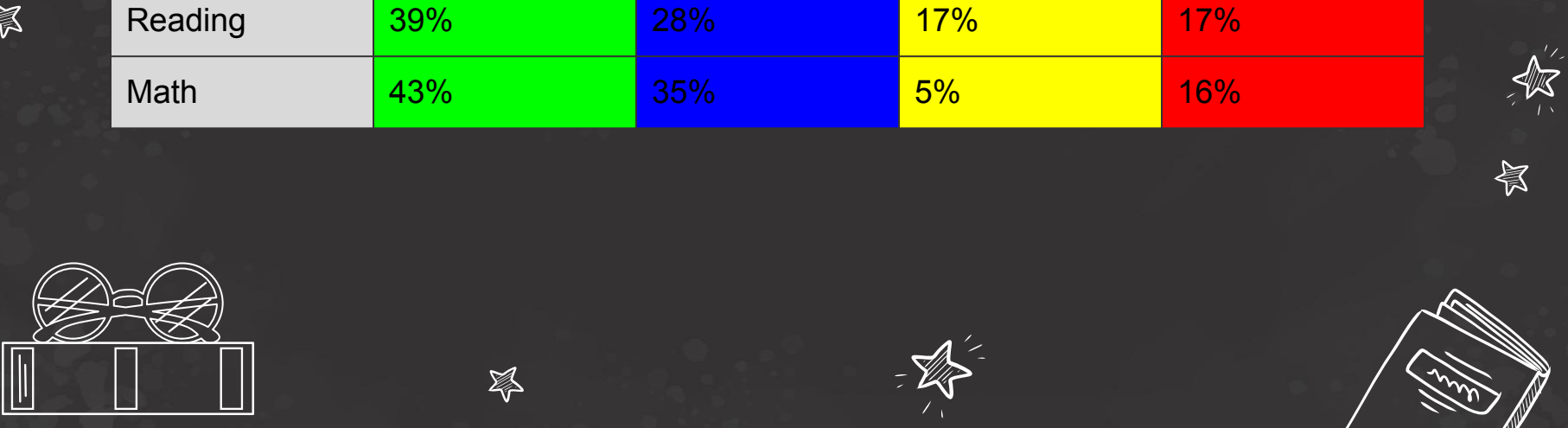
Math Data:

Reading Data:





	Green (At or above)	Blue(On watch)	Yellow (intervention)	Red(urgent)
Reading	39%	28%	17%	17%
Math	43%	35%	5%	16%



Reading

39%

28%

17%

17%

Math

43%

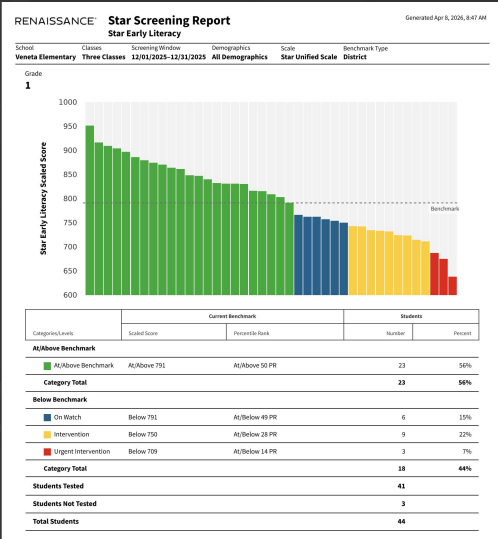
35%

5%

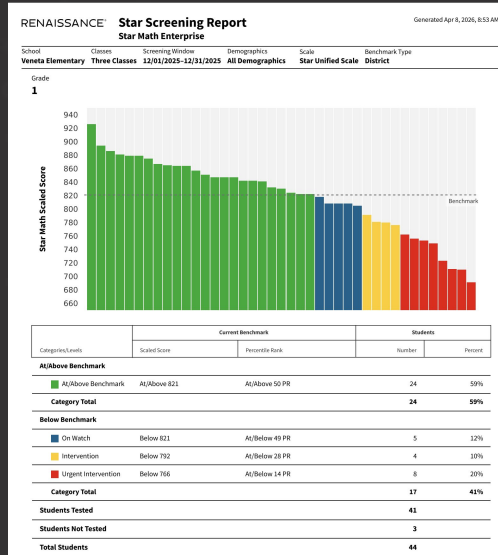
16%

First Grade

Reading Data:




Math Data:



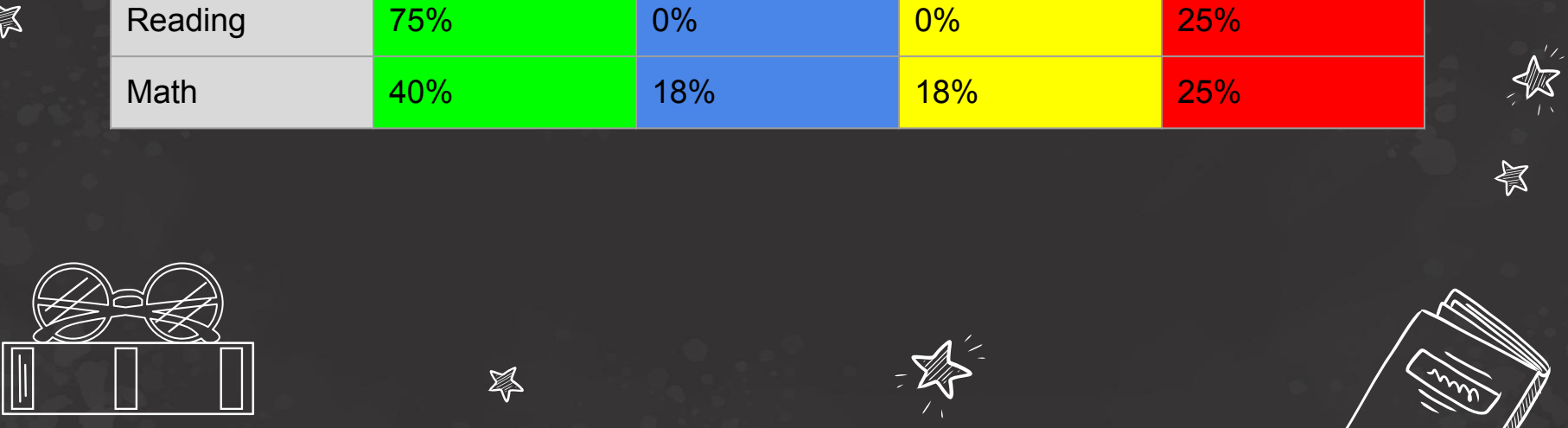
Key questions to ask based on this and other information:

Are you satisfied with the number of students at the highest level of performance? Next, consider the level or score that indicates proficiency. Which students just above proficiency are you "worried about" and what support within or beyond core instruction is warranted? What support is needed for students just below? Do all students represented by your lowest level need urgent intervention?





First Grade	Green (At or above)	Blue(On watch)	Yellow (intervention)	Red(urgent)
Reading	75%	0%	0%	25%
Math	40%	18%	18%	25%



First Grade

Green
(At or above)

Blue(On watch)

Yellow
(intervention)

Red(urgent)

Reading

75%

0%

0%

25%

Math

40%

18%

18%

25%


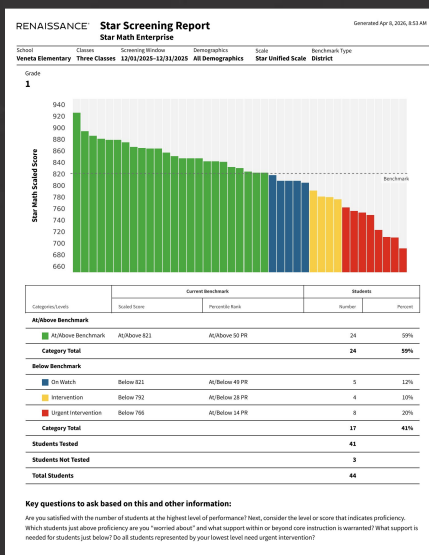
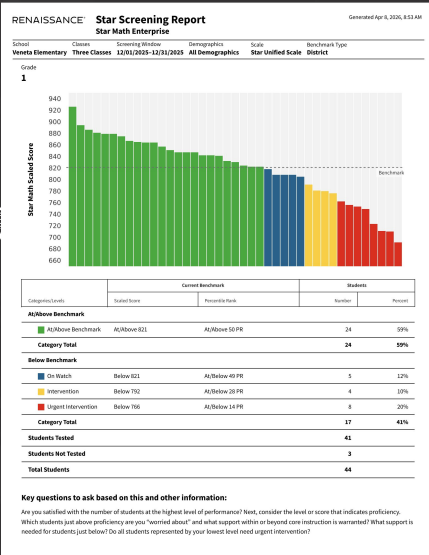



Second Grade



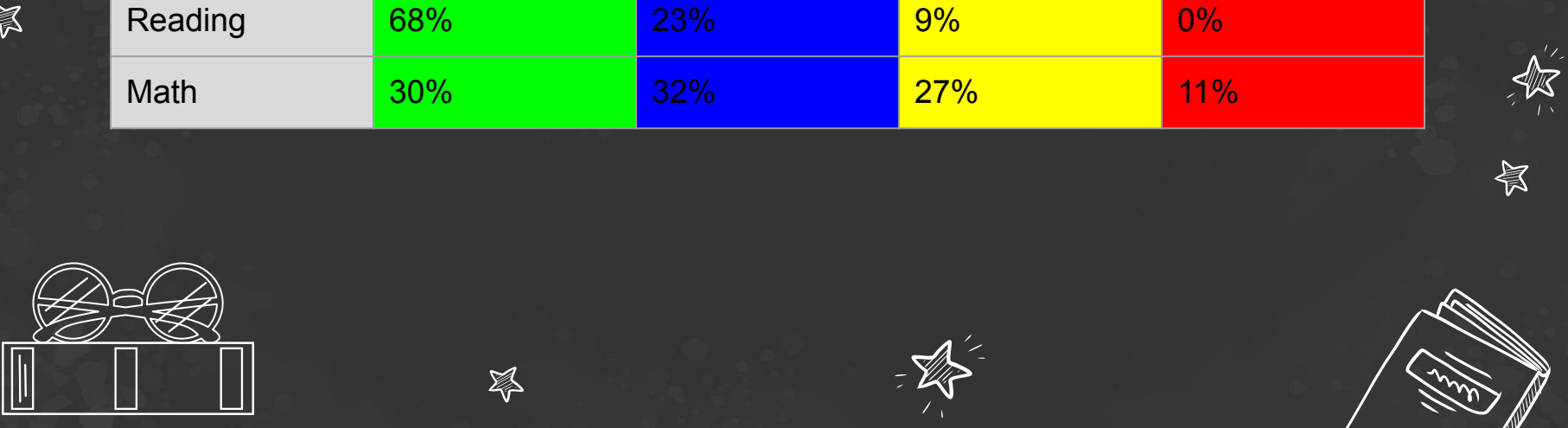
Math Data:

Reading Data:





Second Grade	Green (At or above)	Blue(On watch)	Yellow (intervention)	Red(urgent)
Reading	68%	23%	9%	0%
Math	30%	32%	27%	11%



Second Grade

Green
(At or above)

Blue(On watch)

Yellow
(intervention)

Red(urgent)

Reading

68%

23%

9%

0%

Math

30%

32%

27%

11%



Third Grade



Reading Data:

Math Data:

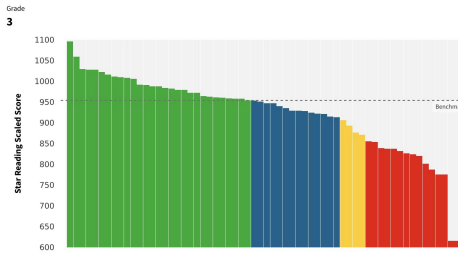
RENAISSANCE Star Screening Report
Star Reading Enterprise

Generated Apr 8, 2025, 9:23 AM

School: Veneta Elementary
Class: Three Classes
Screening Window: 12/01/2025-12/31/2025
Demographics: All Demographics
Scale: Star Unified Scale
Benchmark Type: District

Grade Level Summary - Veneta Elementary, 3 Classes

Grade	Students in each District Benchmark Category Level						Students Tested	
	All Above Benchmark	On Watch	Intervention	Urgent Intervention	#	%	#	%
Grade 3	29	14	4	15	62	98%		
Students Tested	29	14	4	15	62	98%		
Students Not Tested					1	2%		



Category/Level	Current Benchmark		Students	
	Scaled Score	Percentile Rank	Number	Percent
All Above Benchmark				
All Above Benchmark	At/Above 954	At/Above 50 PR	29	47%
Category Total			29	47%
Below Benchmark				
On Watch	Below 954	At/Below 49 PR	14	23%
Intervention	Below 911	At/Below 29 PR	4	6%
Urgent Intervention	Below 857	At/Below 14 PR	15	24%
Category Total			33	53%

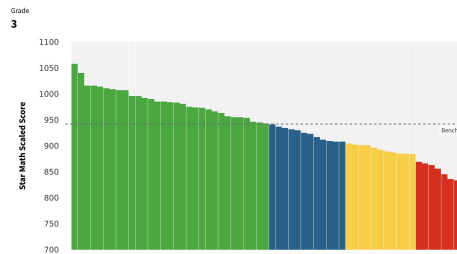
RENAISSANCE Star Screening Report
Star Math Enterprise

Generated Apr 8, 2025, 9:24 AM




School: Veneta Elementary
Class: Three Classes
Screening Window: 12/01/2025-12/31/2025
Demographics: All Demographics
Scale: Star Unified Scale
Benchmark Type: District

Grade Level Summary - Veneta Elementary, 3 Classes

Grade	Students in each District Benchmark Category Level						Students Tested	
	All Above Benchmark	On Watch	Intervention	Urgent Intervention	#	%	#	%
Grade 3	31	12	11	8	62	98%		
Students Tested	31	12	11	8	62	98%		
Students Not Tested					1	2%		




Category/Level	Current Benchmark		Students	
	Scaled Score	Percentile Rank	Number	Percent
All Above Benchmark				
All Above Benchmark	At/Above 942	At/Above 50 PR	31	50%
Category Total			31	50%
Below Benchmark				
On Watch	Below 942	At/Below 49 PR	12	19%
Intervention	Below 907	At/Below 28 PR	11	18%
Urgent Intervention	Below 872	At/Below 14 PR	8	13%
Category Total			31	50%

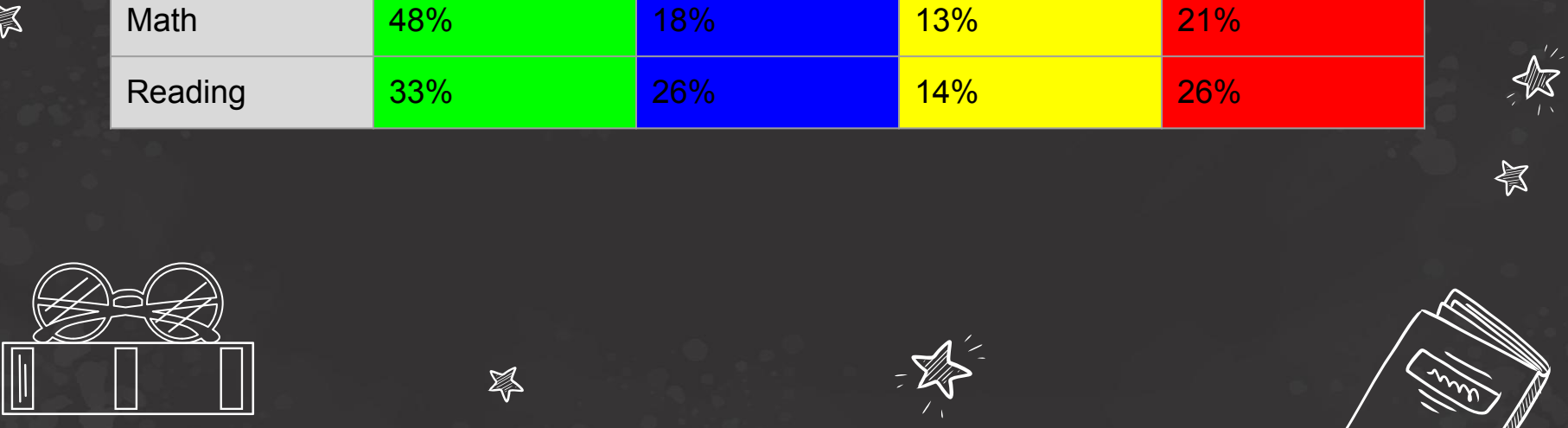


Watercolor Dinosaurs





Third Grade	Green (At or above)	Blue(On watch)	Yellow (intervention)	Red(urgent)
Math	48%	18%	13%	21%
Reading	33%	26%	14%	26%



Third Grade

Green
(At or above)

Blue(On watch)

Yellow
(intervention)

Red(urgent)

Math

48%

18%

13%

21%

Reading

33%

26%

14%

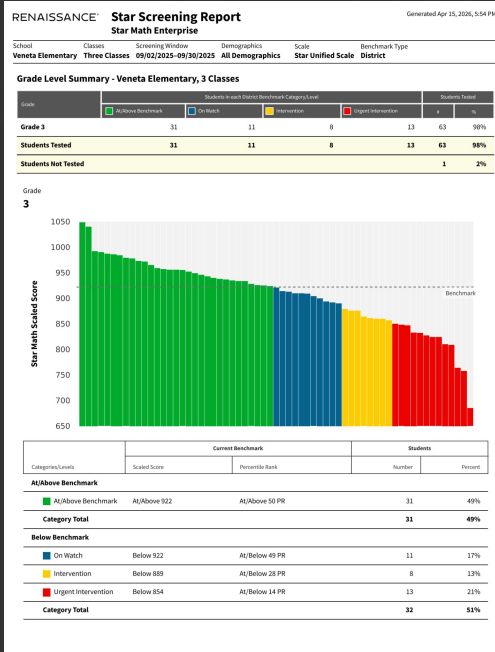
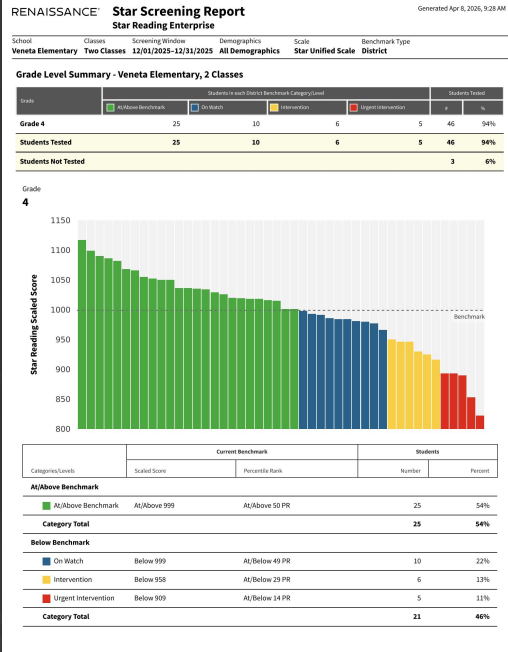

26%


Fourth Grade



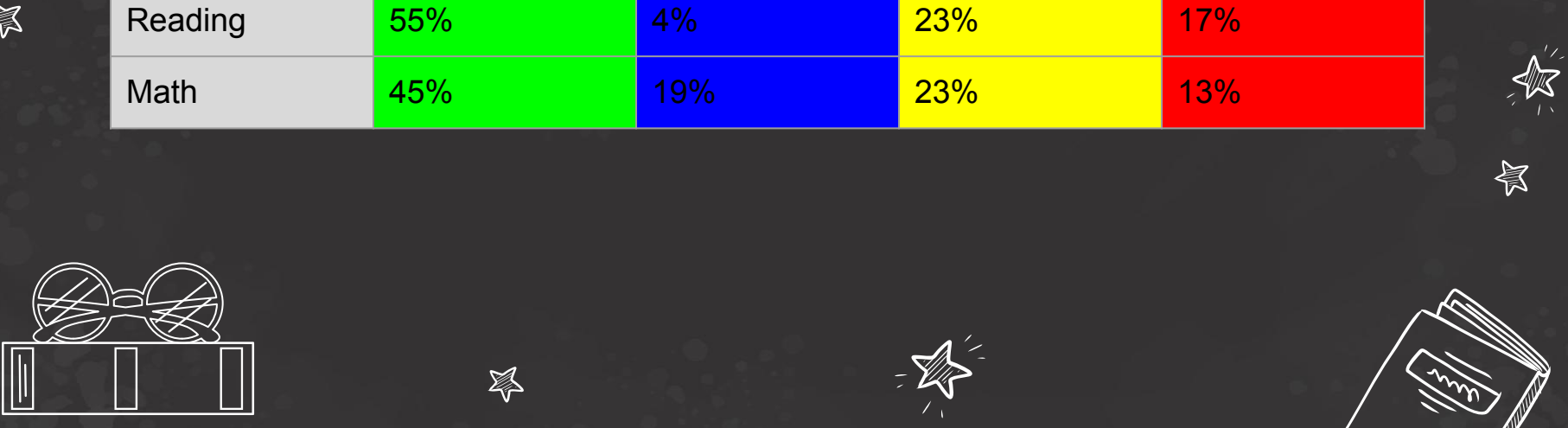
Reading Data:

Math Data:





Fourth Grade	Green (At or above)	Blue(On watch)	Yellow (intervention)	Red(urgent)
Reading	55%	4%	23%	17%
Math	45%	19%	23%	13%



Fourth Grade

Green
(At or above)

Blue(On watch)

Yellow
(intervention)

Red(urgent)

Reading

55%

4%

23%

17%

Math

45%

19%

23%

13%

Fifth Grade

Reading Data:

RENAISSANCE Star Screening Report
Star Reading Enterprise

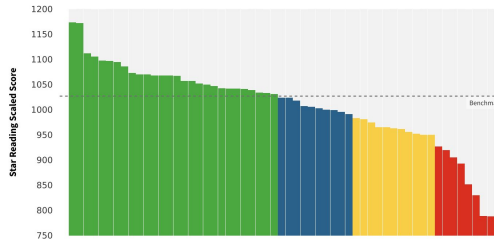
Generated Apr 8, 2026, 9:30 AM

School Veneta Elementary Classes Two Classes Screening Window 12/01/2025-12/31/2025 Demographics All Demographics Scale Star Unified Scale Benchmark Type District

Grade Level Summary - Veneta Elementary, 2 Classes

Grade	Students in each District Benchmark Category/Level				Students Tested	
	Above Benchmark	On Watch	Intervention	Urgent Intervention	#	%
Grade 5	28	10	11	8	57	95%
Students Tested	28	10	11	8	57	95%
Students Not Tested					3	5%

Grade 5



Categories/Levels	Current Benchmark		Students	
	Scaled Score	Percentile Rank	Number	Percent
Above Benchmark				
Above Benchmark	Az/Above 1027	Az/Above 50 PR	28	49%
Category Total			28	49%
Below Benchmark				
On Watch	Below 1027	Az/Below 49 PR	10	18%
Intervention	Below 990	Az/Below 29 PR	11	19%
Urgent Intervention	Below 946	Az/Below 14 PR	8	14%
Category Total			29	51%

Math Data:

RENAISSANCE Star Screening Report
Star Math Enterprise

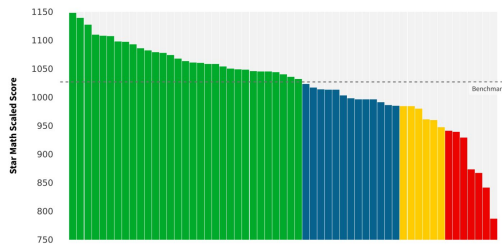
Generated Apr 8, 2026, 9:34 AM

School Veneta Elementary Classes Two Classes Screening Window 12/01/2025-12/31/2025 Demographics All Demographics Scale Star Unified Scale Benchmark Type District

Grade Level Summary - Veneta Elementary, 2 Classes


Grade	Students in each District Benchmark Category/Level				Students Tested	
	Above Benchmark	On Watch	Intervention	Urgent Intervention	#	%
Grade 5	31	13	6	7	57	95%
Students Tested	31	13	6	7	57	95%
Students Not Tested					3	5%

Grade 5




Categories/Levels	Current Benchmark		Students	
	Scaled Score	Percentile Rank	Number	Percent
Above Benchmark				
Above Benchmark	Az/Above 1027	Az/Above 50 PR	31	54%
Category Total			31	54%
Below Benchmark				
On Watch	Below 1027	Az/Below 49 PR	13	23%
Intervention	Below 985	Az/Below 28 PR	6	11%
Urgent Intervention	Below 944	Az/Below 14 PR	7	12%
Category Total			26	46%





Fifth Grade	Green (At or above)	Blue(On watch)	Yellow (intervention)	Red(urgent)
Reading	51%	10%	17%	22%
Math	46%	20%	20%	14%



Fifth Grade

Green
(At or above)

Blue(On watch)

Yellow
(intervention)

Red(urgent)

Reading

51%

10%

17%

22%

Math

46%


20%

20%

14%


ENGLISH LANGUAGE ARTS (ELA)

Each student receives a minimum of **90 minutes** of core reading instruction in Wonders (the adopted FRSD ELA curriculum) per day. This time is divided into whole group and small group work.



Reading WIN (What I Need)

Each student receives **30 minutes** of Reading WIN time per day. Students attend these small reading groups based on ability. Groups are chosen based on many variables, including data presented at Data Team Meetings. This is the time that students on IEPs receive their required reading minutes. Title services for students needing an extra boost of reading instruction also occur during this time.



Board: Try and remember what you might need extra time in?





Title and SPED

The extra support they give to students in Reading and Math is amazing and helps our students grow!




Something new we have implemented in both schools is ECRI. This helps students with phonics.




Mathematics

Each student receives a minimum of **60-75 minutes** of core Math in enVisionMATH (the adopted FRSD Math curriculum) per day. This time is generally whole group instruction, although the curriculum calls for small group work interspersed throughout the lesson.




Social Emotional Learning (SEL)

Each student receives **30 minutes** of Social Emotional Learning most days. This can include class meetings, Second Step curriculum, Kelso's Choice curriculum, teaching/reviewing school rules, school counselor lessons, etc.



Physical Education

Each student receives **30 minutes** of Physical Education each day, taught by our certified PE teacher, Mr. Greene. PE typically takes place in the gym, but the outside track area is used in nicer weather.






https://docs.google.com/spreadsheets/d/1b7-ii6_v0UuWX6Q37I_lzDGphdqvX9NBq_vtlvSg8gl/edit?usp=sharing




Science and Social Studies

Dependent upon grade level, students receive from **30-50 minutes** of Science or Social Studies per day. Our ELA curriculum, Wonders, does a great job of integrating Social Studies and Science into reading at all grade levels. IMPACT Social Studies (our adopted FRSD Social Studies text) and science lesson are used in conjunction with reading lessons whenever possible.



Lunch And Recess


All students receive **30 minutes** for lunch. If finished with lunch after 15 minutes of eating in the cafeteria, they may choose to go out to a 15 minute recess. All grades receive **15-30 additional minutes** (dependent on grade level) of recess per day.





Other Special Activities

Our students take part in Artist in Residence and musical experiences during the year. In addition, we have many PALS sponsored activities and rewards, such as assemblies, Kudo Store, and the "Pumpkin Patch". We honor the leadership of our 5th graders by choosing 5th Grade Advisors. Programs such as SMART (Start Making A Reader Today), Roots of Empathy, and OBOB are also a part of our school day at individual grade levels.





5th Grade Advisors/Helpers

- Choose Spirit Days
- Research and help purchase small rewards for the school
- Reward good behavior with "Class Acts" during assemblies
- Raise the flags in the morning
- Help PALS with special events
- Hand out transportation folders at the end of the day
- Act as "Kelso Helpers" at select K-2 recesses







SMART READING (2nd Grade)



Assemblies and Spirit Days





PALS (Parent Action League for Students)



Pumpkin patch



PALS funds:

- Field Trips
- Playground enhancements
- STEM Kits
- Teacher supplies
- Teacher snacks
- Library signage
- Kudo Store
- OBOB Books
- Most "extra" things we are in need of

