

**City of Crete
Treasurer's Report**

	fy 2026	4/30/2026	Cash	Budget	Year to date	Percent	Budget	Year to date	Percent
	58.33%		Balance	Revenue	Revenue	Revenue	Expense	Expense	Expense
UTILITIES	001-1000	Electric Fund CBT	\$575,623.90	\$11,762,000.00	\$6,791,641.83	58%	\$11,762,000.00	\$7,047,646.02	60%
	001-1005	Consumer Deposits PINN	\$181,029.70						
	001-1008	NE Class	\$1,131,921.91						
	001-1006	Consumer Deposit CDs PINN	\$348,000.00						
	001-1009	Revenue ACH PINN	\$12,229.24						
	001-1015	Electric CDs CBT WF	\$3,319,025.19						
	002-1000	Water Fund CBT	-\$65,207.91	\$1,073,000.00	\$695,625.13	65%	\$1,073,400.00	\$620,229.36	58%
	002-1015	Water CDs CBT	\$400,000.00						
	003-1000	Sewer Fund CBT	\$1,594,997.22	\$1,863,790.00	\$1,331,667.60	71%	\$1,863,690.00	\$1,302,047.35	70%
	003-1002	Sewer USDA Equipment CE	\$246,747.43						
	003-1003	Sewer USDA Reserve CBT	\$259,879.90						
	003-1008	NE Class	\$1,131,921.91						
AIRPORT	050-1010	Airport Purposes PINN	\$111,732.04	\$158,544.76	\$231,019.16	146%	\$156,636.50	\$311,851.59	199%
GENERAL	101-1000	General Fund PINN	-\$21,696.95	\$4,554,050.00	\$1,855,568.19	41%	\$4,553,500.00	\$2,734,431.73	60%
	101-1042	Brick Fund PINN	\$0.00						
	102-1015	City Sales Tax PINN	\$112,237.55	\$2,500,000.00	\$1,419,118.72	57%	\$2,500,000.00	\$1,418,933.30	57%
	103-1000	Keno Fund PINN	\$206,033.21	\$115,000.00	\$61,267.21	53%	\$115,000.00	\$22,026.00	19%
	103-1007	Keno Prize Reserve	\$0.00						
	103-1015	Keno Savings PINN	\$43,411.49						
	150-1000	General Obligation Bonds PI	\$580,513.44	\$592,000.00	\$476,992.05	81%	\$592,000.00	\$799,801.84	135%
	150-1015	LB357 Bond Savings (UBT)	\$274,839.23						
	171-1000	Insurance Contingency PINN	\$98,794.70	\$100,000.00	\$0.00	0%	\$100,000.00	\$0.00	0%
173-1000	Capital Reserve Checking P	\$926,917.36	\$0.00	\$17,584.09	#DIV/0!	\$0.00	\$18,802.56	#DIV/0!	
173-1043	Capital Reserve Savings PINN	\$254,281.27							
POLICE	201-1000	Police Department PINN	\$802,193.43	\$2,120,825.35	\$1,297,194.19	61%	\$2,120,675.35	\$1,105,566.82	52%
	202-1000	Communications Center PINN	\$288,840.93	\$468,700.00	\$155,458.60	33%	\$468,700.00	\$225,127.31	48%
	203-1000	Community Service PINN	\$205,689.29	\$91,502.35	\$57,463.52	63%	\$91,382.35	\$28,851.64	32%
	204-1000	Stop Fund PINN	\$3,560.28	\$3,010.28	\$325.00	11%	\$3,010.28	\$0.00	0%
	205-1000	K9 Fund PINN	\$7,024.63	\$6,475.00	\$4,027.06	62%	\$6,475.00	\$2,279.81	35%

**City of Crete
Treasurer's Report**

	fy 2026	4/30/2026	Cash		Budget	Year to date	Percent		Budget	Year to date	Percent
	58.33%	Fund	Balance		Revenue	Revenue	Revenue		Expense	Expense	Expense
FIRE & RESCUE	301-1000	Fire Dept. Operations PINN	\$85,652.22		\$181,300.00	\$48,333.38	27%		\$180,800.00	\$106,000.61	59%
	302-1000	Rescue PINN	\$115,740.97		\$406,700.00	\$249,651.94	61%		\$406,700.00	\$190,782.52	47%
	303-1000	Fire Equipment PINN	\$42,958.08		\$102,000.00	\$26,232.50	26%		\$102,000.00	\$32,986.68	32%
	304-1000	Fire Equipment II PINN	-\$40,169.63		\$4,156,000.00	\$39,628.79	1%		\$4,156,000.00	\$0.00	0%
	304-1043	Fire Equipment II Savings PI	\$153,048.77								
	304-1014	Fire Equipment II Invest NP/	\$62,556.94								
	304-1015	Fire Equipment II CDs PINN	\$0.00								
STREETS	401-1000	Street & Grade PINN	\$1,660,410.52		\$1,179,950.00	\$672,645.97	57%		\$1,179,850.00	\$663,114.67	56%
	401-1015	Street & Grade PINN	\$236,000.00								
PUBLIC WORKS	501-1000	City Hall PINN	\$43,540.96		\$61,770.00	\$36,032.50	58%		\$61,750.00	\$67,900.66	110%
	502-1000	Community Center PINN	-\$118,195.33		\$12,850.00	\$6,755.41	53%		\$12,850.00	\$7,277.11	57%
	503-1000	Community Room/Shelter PI	\$63,357.23		\$19,100.00	\$12,497.92	65%		\$19,100.00	\$3,501.70	18%
	511-1000	Transfer Station PINN	\$192,657.52		\$40,000.00	\$38,592.00	96%		\$40,000.00	\$16,683.68	42%
	512-1000	Landfill Reserve PINN	\$333,926.36		\$15,975.00	\$9,318.75	58%		\$15,975.00	\$0.00	0%
	521-1000	Parks Maintenance PINN	\$163,977.10		\$320,900.00	\$206,228.62	64%		\$319,050.00	\$202,330.39	63%
	522-1000	Swimming Pool Maintenance	\$155,423.00		\$51,290.00	\$26,250.00	51%		\$51,290.00	\$14,343.89	28%
	531-1000	Capitol Outlay PINN	\$348,312.48		\$0.00	\$124,682.06	#DIV/0!		\$0.00	\$161,767.72	#DIV/0!
	531-1015	Capitol Outlay CDs PINN	\$90,000.00								
	532-1000	Capitol Improvements PINN	-\$1,823,864.19		\$0.00	\$177,776.06	#DIV/0!		\$0.00	\$89,874.14	#DIV/0!
	532-1043	Capitol Improvements BANs	\$94,486.63								
551-1000	FEMA Disaster PINN	-\$1,983.86		\$0.00	\$0.00	0%		\$0.00	\$0.00	0%	
561-1000	ARPA PINN	\$34,296.12		\$0.00	\$0.00	0%		\$0.00	\$0.00	0%	
CEMETERY	601-1000	Cemetery Maintenance PINN	\$88,288.62		\$96,830.00	\$63,016.30	65%		\$96,830.00	\$46,077.86	48%
	601-1010	Kuncl Memorial Fund CBT	\$5,440.29								
	601-1014	Maintenance Perpetual CD (\$22,000.00								
	601-1015	Maintenance CDs CBT	\$10,000.00								
	602-1000	Cemetery Perpetual Care PI	\$29,382.00		\$2,500.00	\$2,082.54	83%		\$2,500.00	\$1,125.00	45%
	602-1010	Moser/Chrastil Memorial Fund CBT	\$1,303.94								
	602-1015	Perpetual Care CDs PINN	\$107,000.00								

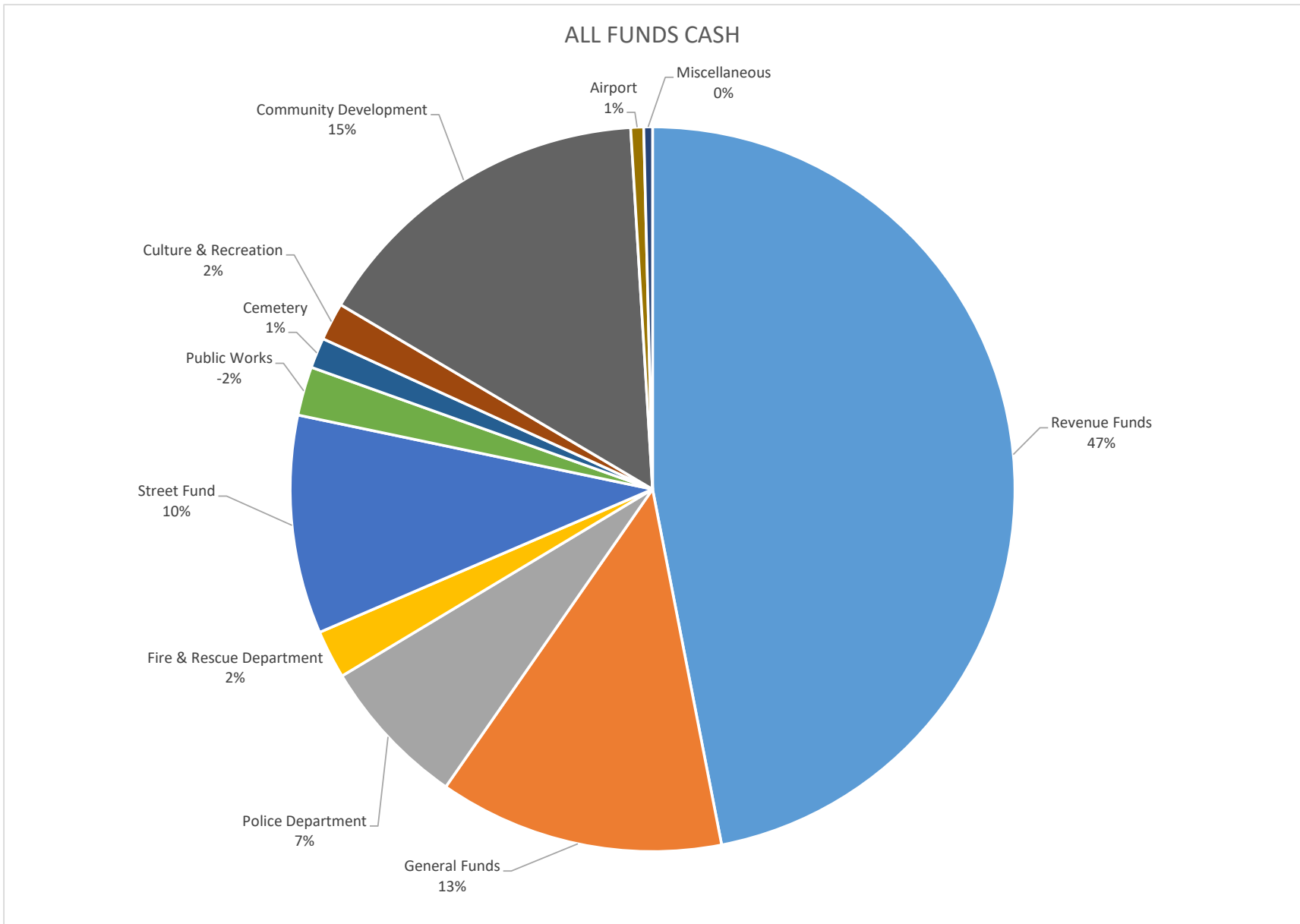
**City of Crete
Treasurer's Report**

	fy 2026	4/30/2026	Cash		Budget	Year to date	Percent		Budget	Year to date	Percent
	58.33%	Fund	Balance		Revenue	Revenue	Revenue		Expense	Expense	Expense
CULTURE & RECREATION	701-1000 Library Operations PINN		\$86,243.32		\$648,362.00	\$390,573.54	60%		\$644,862.00	\$423,253.55	66%
	702-1000 Library Reserve PINN		-\$19,012.12		\$34,139.00	\$30,101.77	88%		\$34,139.00	\$37,115.31	109%
	702-1014 Daughterty Library Reserve CDs PII		\$0.00								
	702-1015 Library Reserve CDs PINN		\$0.00								
	721-1000 Recreation Programs PINN		\$175,801.94		\$123,700.00	\$70,777.78	57%		\$122,500.00	\$70,728.20	58%
	722-1000 Swimming Pool Programs P		\$84,914.32		\$152,250.00	\$52,264.31	34%		\$152,250.00	\$16,759.40	11%
COMMUNITY DEVELOPMENT	801-1000 Economic Development PIN		\$417,722.81		\$2,131,000.00	\$370,816.56	17%		\$2,131,000.00	\$81,733.30	4%
	801-1014 ED Loan Guarantee Fund PI		\$669,404.86								
	801-1043 LB840 Savings PINN		\$1,634,069.56								
	802-1000 Tax Increment Financing PI		\$431,227.91		\$180,000.00	\$196,944.01	109%		\$0.00	\$19,661.80	#DIV/0!
	810-1000 CCCFF Theater PINN		-\$149,475.86		\$0.00	\$0.00	#DIV/0!		\$0.00	\$6,166.59	#DIV/0!
	851-1000 CDBG Housing PINN		-\$10,675.22		\$0.00	\$32.85	#DIV/0!		\$0.00	\$7,500.00	0%
	851-1043 Housing Savings PINN		\$37,734.77								
	852-1000 CDBG DTR PINN		\$2,404.48		\$580,000.00	\$7,391.54	1%		\$580,000.00	\$10,471.54	2%
853-1000 CDBG Streets PINN		-\$9,485.00		\$0.00	\$8,444.10	0%		\$0.00	\$0.00	0%	
MISC.	951-1000 Payroll PINN		\$62,560.65								
	952-1010 Health Insurance CBT		\$6,539.08		\$0.00	\$3,736.52	0%		\$0.00	\$3,270.21	0%
	953-1010 Cafeteria Fund CBT		\$6,910.13								
	Totals		\$18,612,972.76		\$35,905,513.74	\$17,265,760.07	48%		\$35,715,915.48	\$17,918,021.86	50%

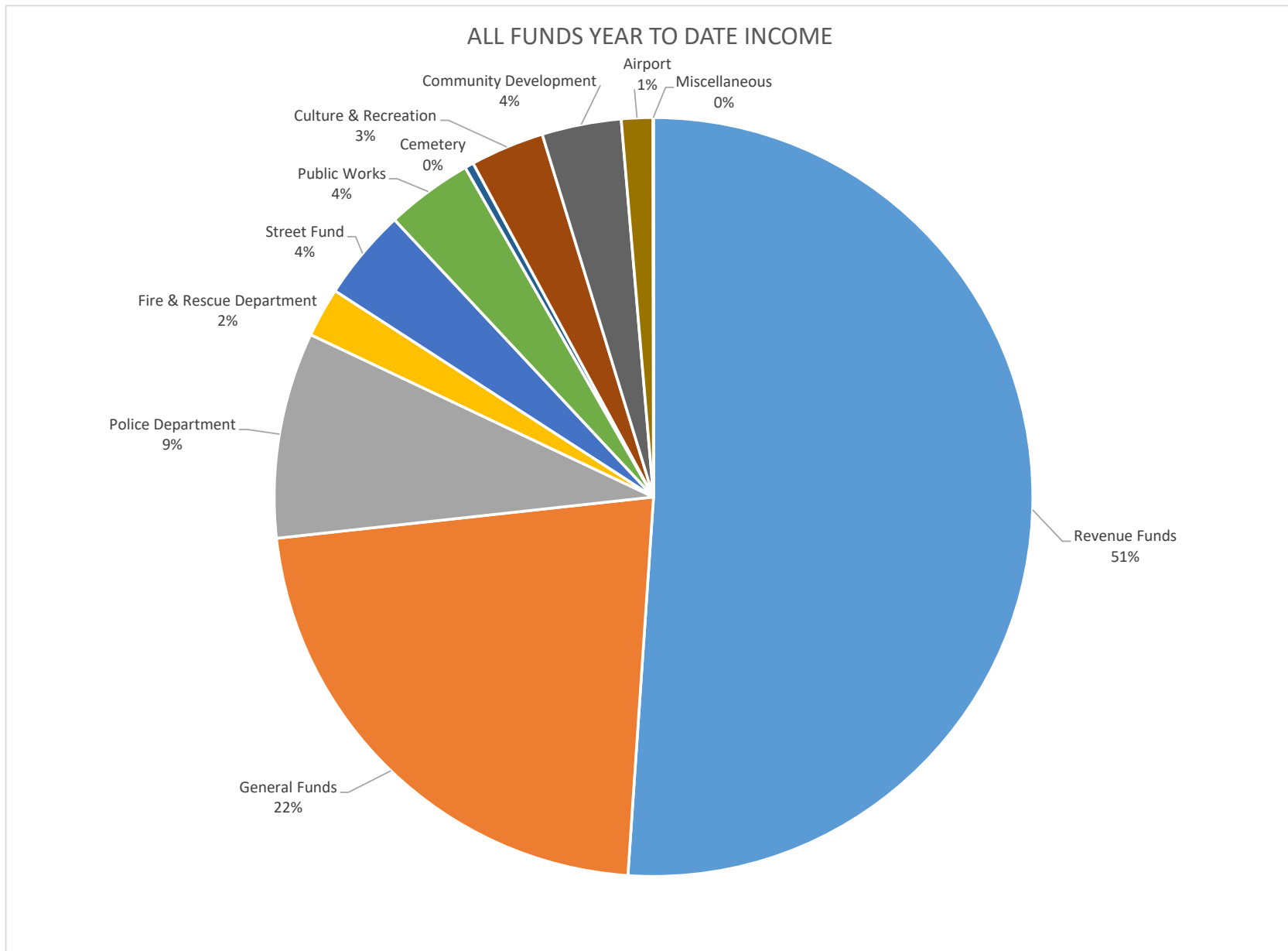
**City of Crete
Treasurer's Report**

fy 2026	4/30/2026	Cash	Budget	Year to date	Percent	Budget	Year to date	Percent
58.33%	Fund	Balance	Revenue	Revenue	Revenue	Expense	Expense	Expense
	Revenue Funds	\$9,136,168.49	\$14,698,790.00	\$8,818,934.56	60%	\$14,699,090.00	\$8,969,922.73	61%
	General Funds	\$2,475,331.30	\$7,861,050.00	\$3,830,530.26	49%	\$7,860,500.00	\$4,993,995.43	64%
	Police Department	\$1,307,308.56	\$2,690,512.98	\$1,514,468.37	57%	\$2,690,242.98	\$1,361,825.58	58%
	Fire & Rescue Department	\$419,787.35	\$4,846,000.00	\$363,846.61	8%	\$4,845,500.00	\$329,769.81	7%
	Street Fund	\$1,896,410.52	\$1,179,950.00	\$672,645.97	57%	\$1,179,850.00	\$663,114.67	56%
	Public Works	-\$424,065.98	\$521,885.00	\$638,133.32	122%	\$520,015.00	\$563,679.29	108%
	Cemetery	\$263,414.85	\$99,330.00	\$65,098.84	66%	\$99,330.00	\$47,202.86	48%
	Culture & Recreation	\$327,947.46	\$958,451.00	\$543,717.40	57%	\$953,751.00	\$547,856.46	57%
	Community Development	\$3,022,928.31	\$2,891,000.00	\$583,629.06	20%	\$2,711,000.00	\$125,533.23	5%
	Airport	\$111,732.04	\$158,544.76	\$231,019.16	146%	\$156,636.50	\$311,851.59	199%
	Miscellaneous	\$76,009.86	\$0.00	\$3,736.52	0%	\$0.00	\$3,270.21	0%
	Total All Funds	\$18,612,972.76	\$35,905,513.74	\$17,265,760.07	48%	\$35,715,915.48	\$17,918,021.86	50%
			DEBT	Principal	Interest	Total	Annual	
			General Obligation	\$4,345,000.00	\$341,811.25	\$4,686,811.25	\$1,305,333.75	
			Other Tax Funds	\$4,105,000.00	\$1,250,060.01	\$5,355,060.01	\$80,722.50	
			Revenue Funds	\$8,232,548.18	\$820,332.25	\$9,052,880.43	\$219,737.50	
			Total	\$16,682,548.18	\$2,412,203.51	\$19,094,751.69	\$1,605,793.75	

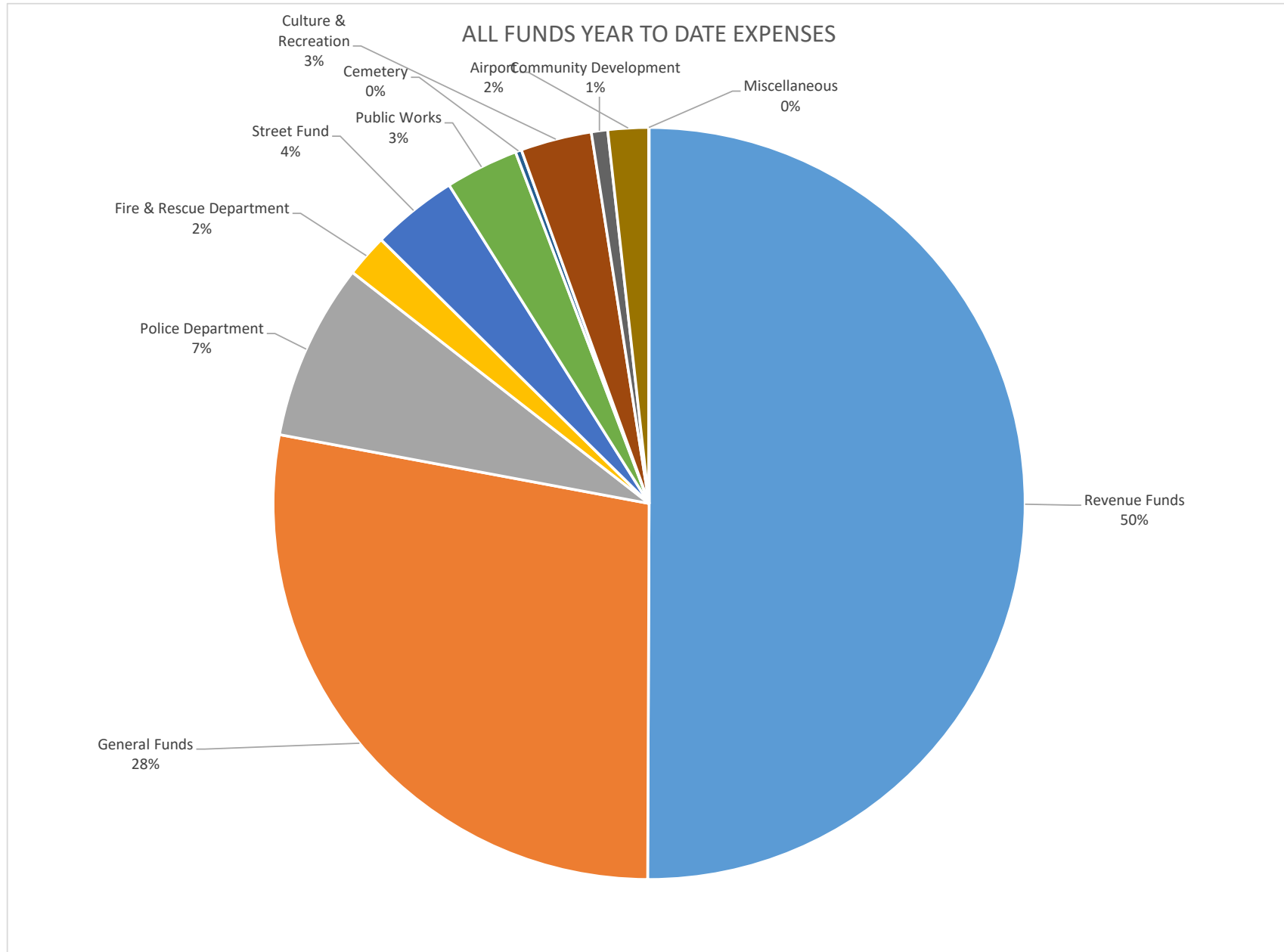
City of Crete
Treasurer's Report



**City of Crete
Treasurer's Report**

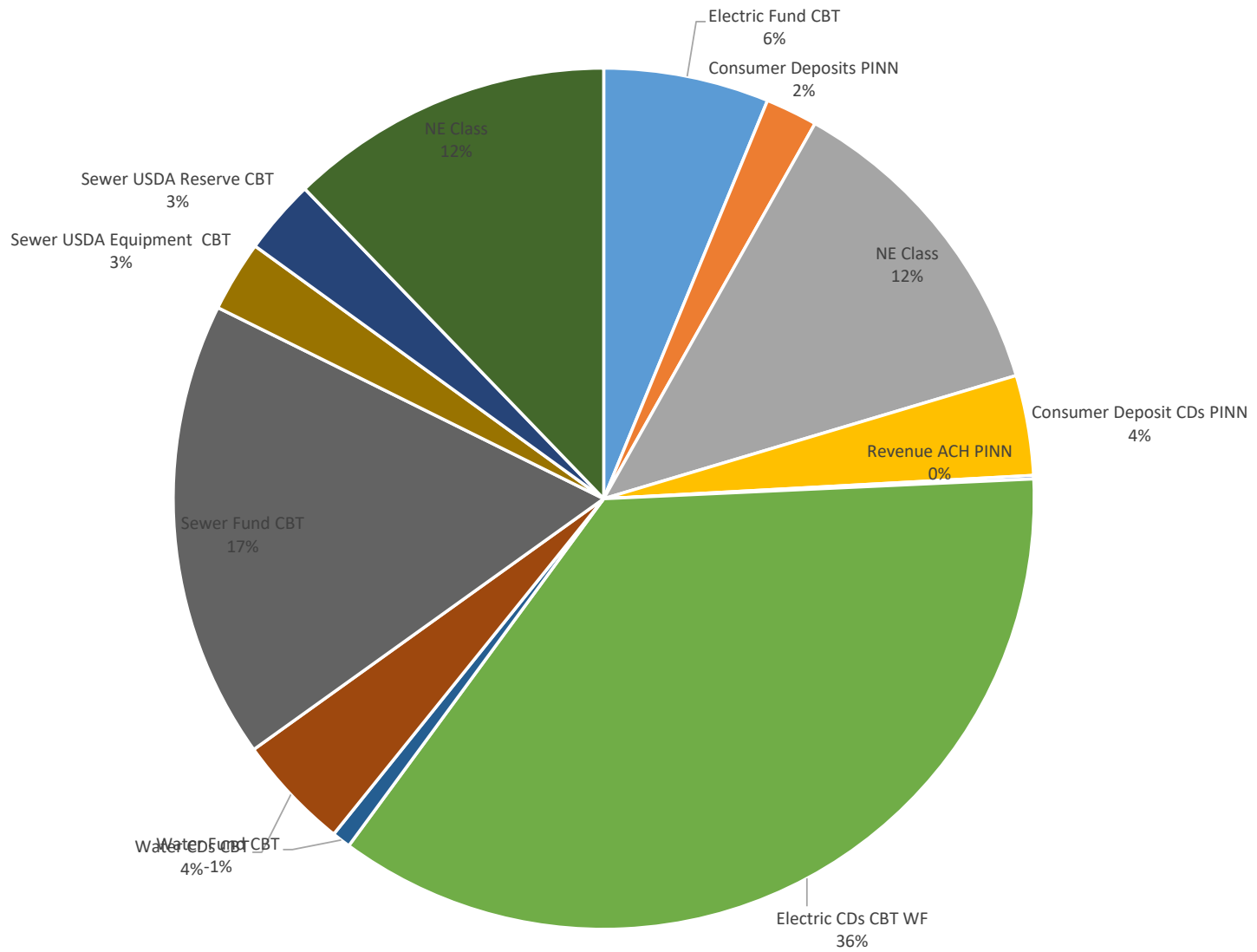


City of Crete
Treasurer's Report

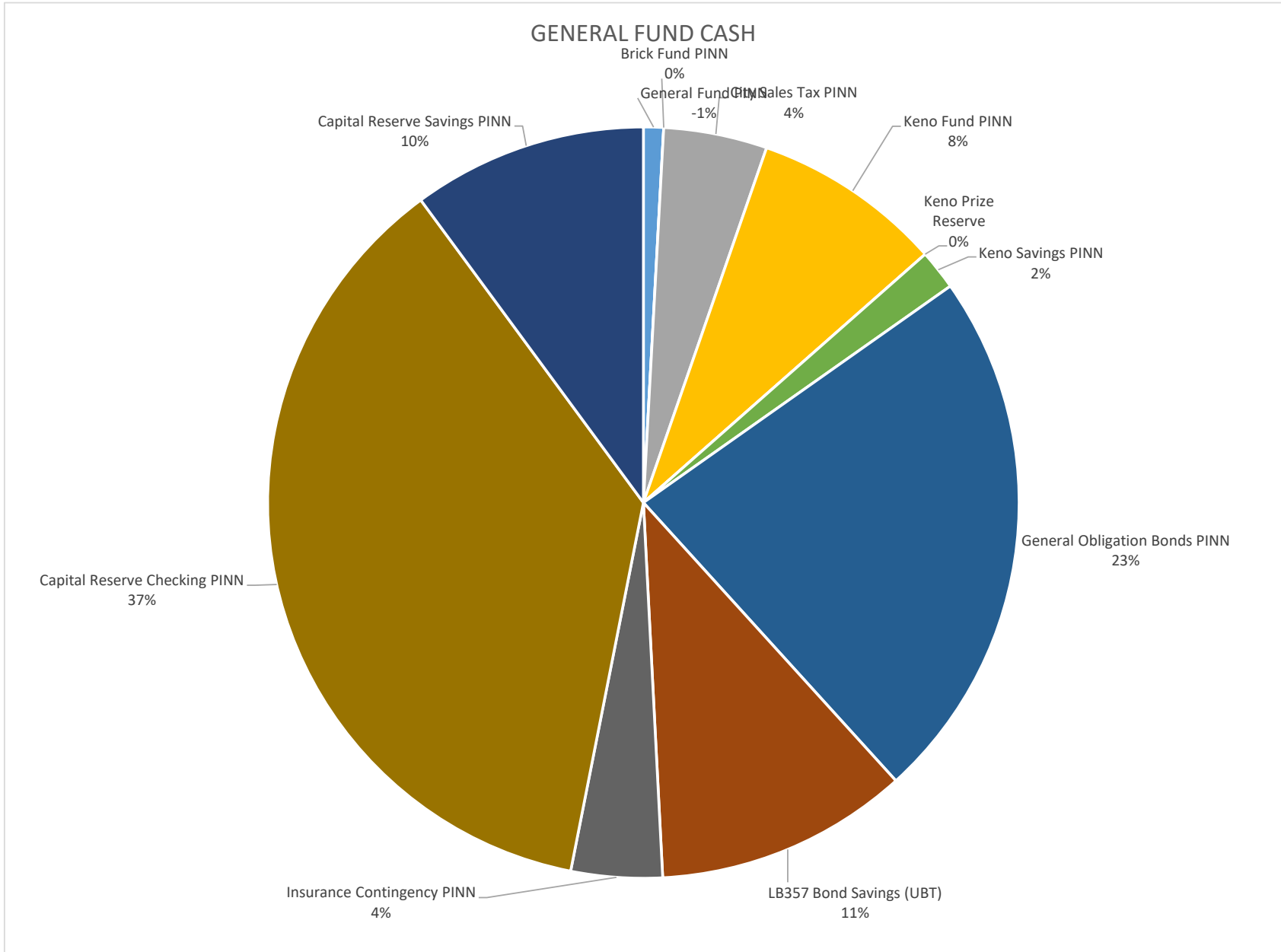


City of Crete
Treasurer's Report

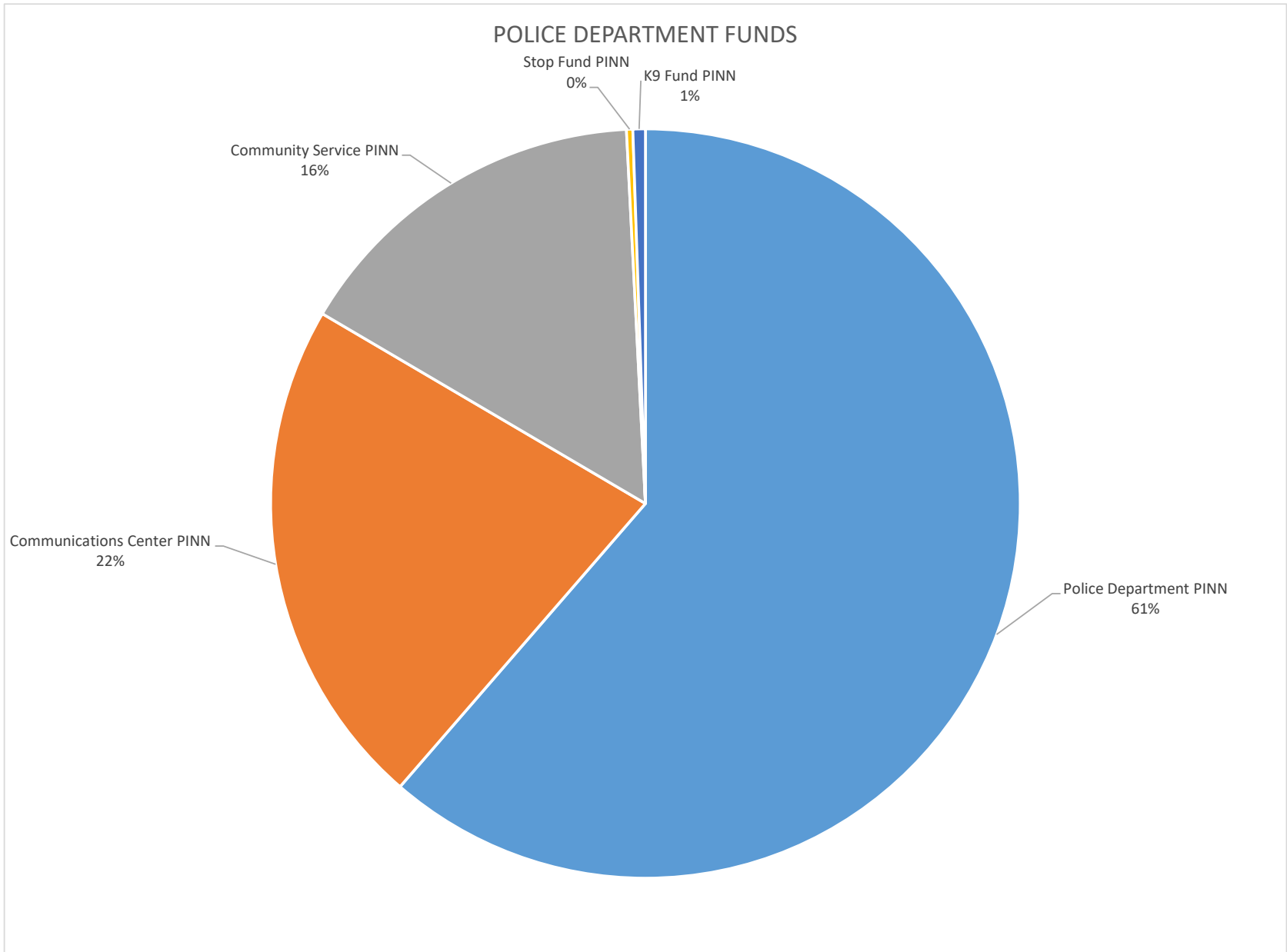
UTILITY FUNDS CASH



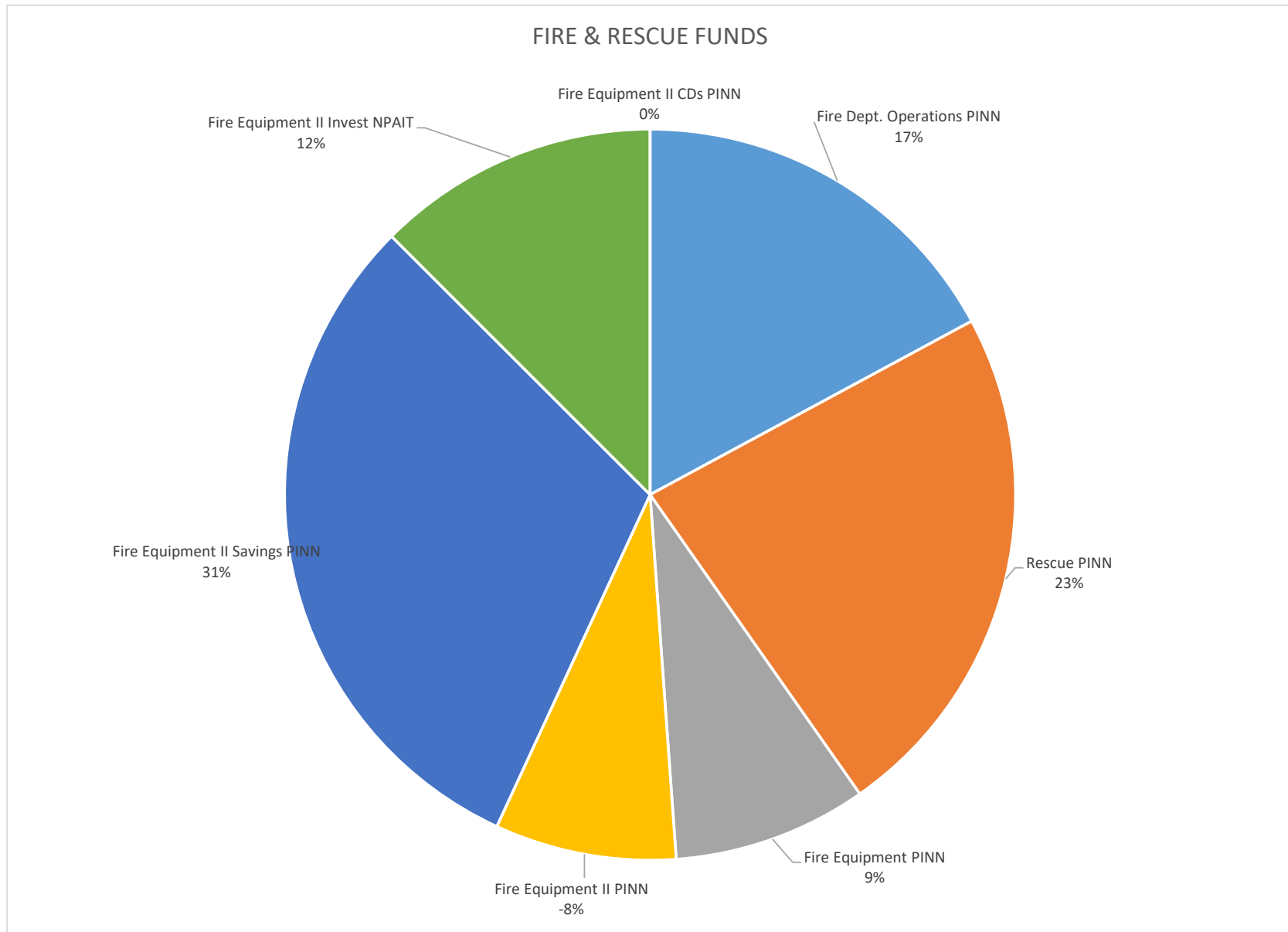
City of Crete
Treasurer's Report



**City of Crete
Treasurer's Report**

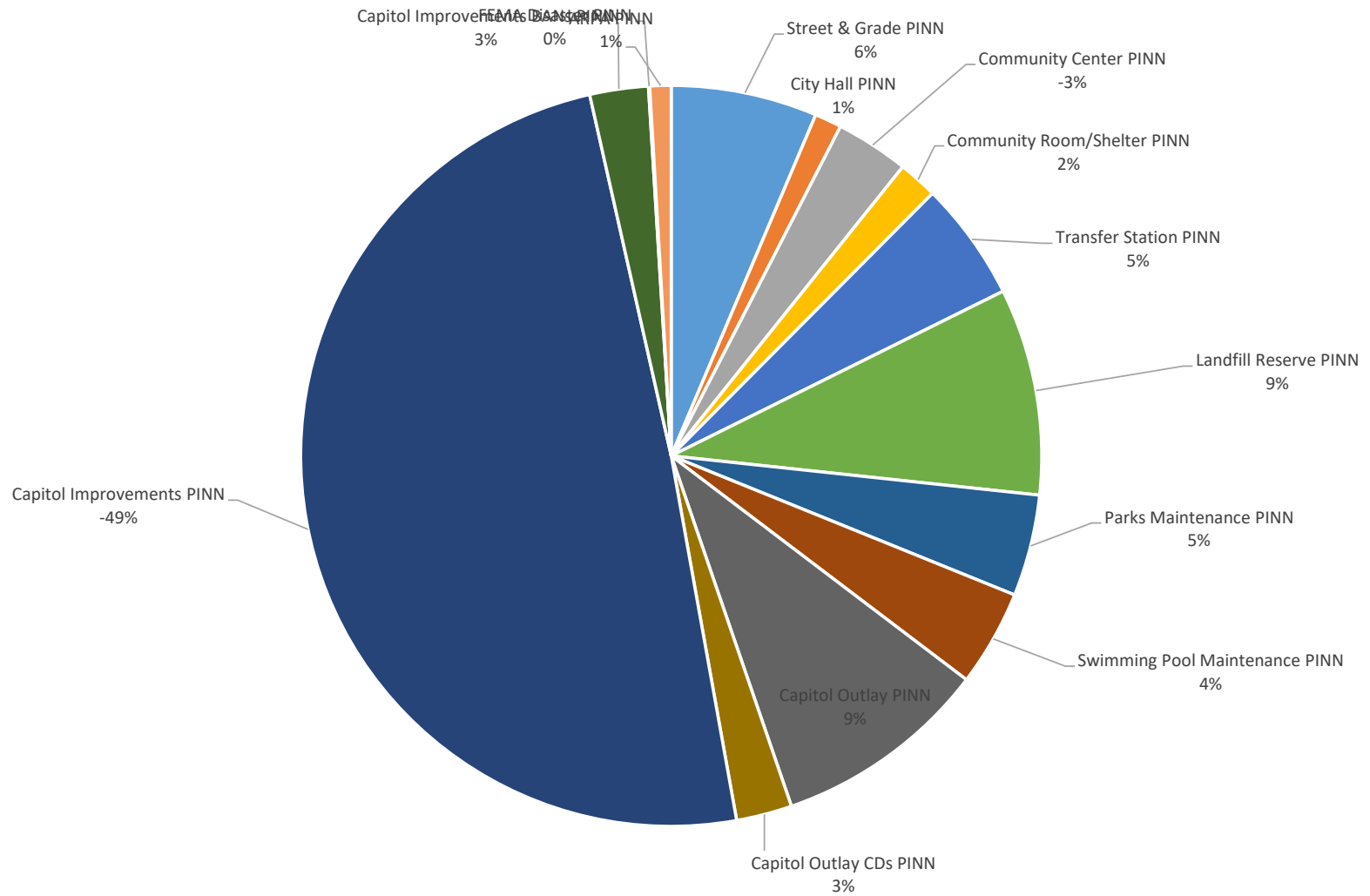


City of Crete
Treasurer's Report



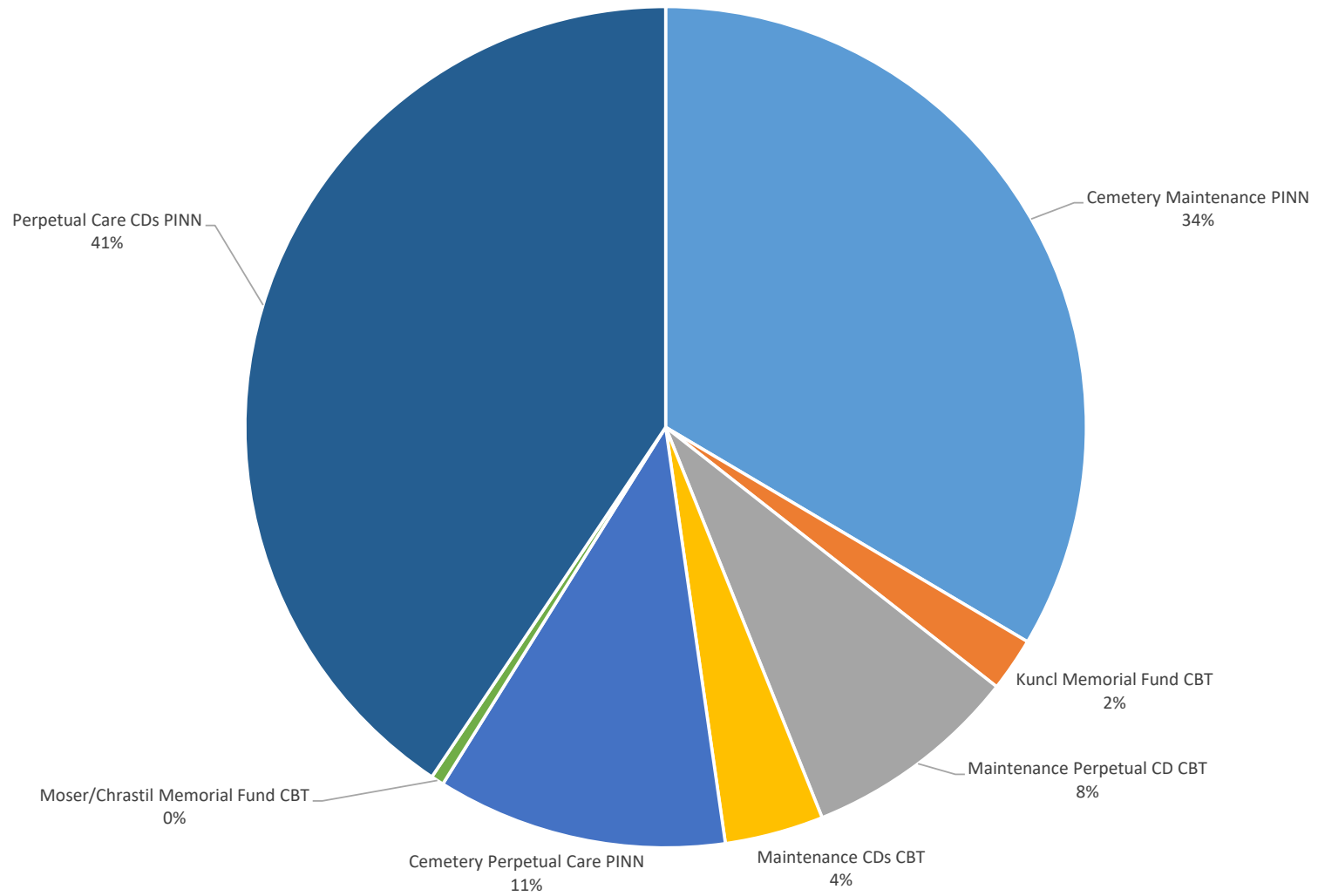
City of Crete
Treasurer's Report

PUBLIC WORKS FUNDS



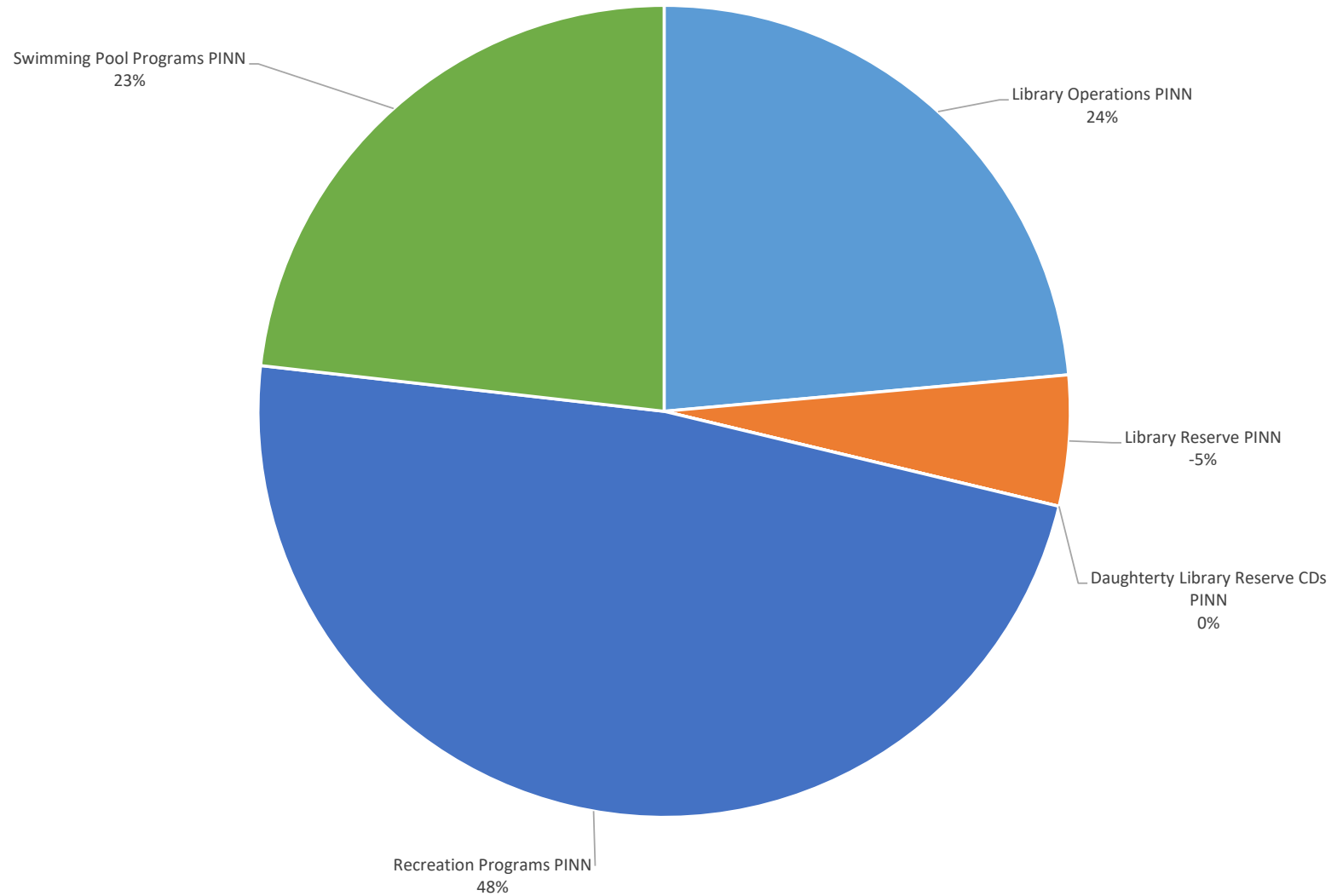
City of Crete
Treasurer's Report

CEMETERY FUNDS

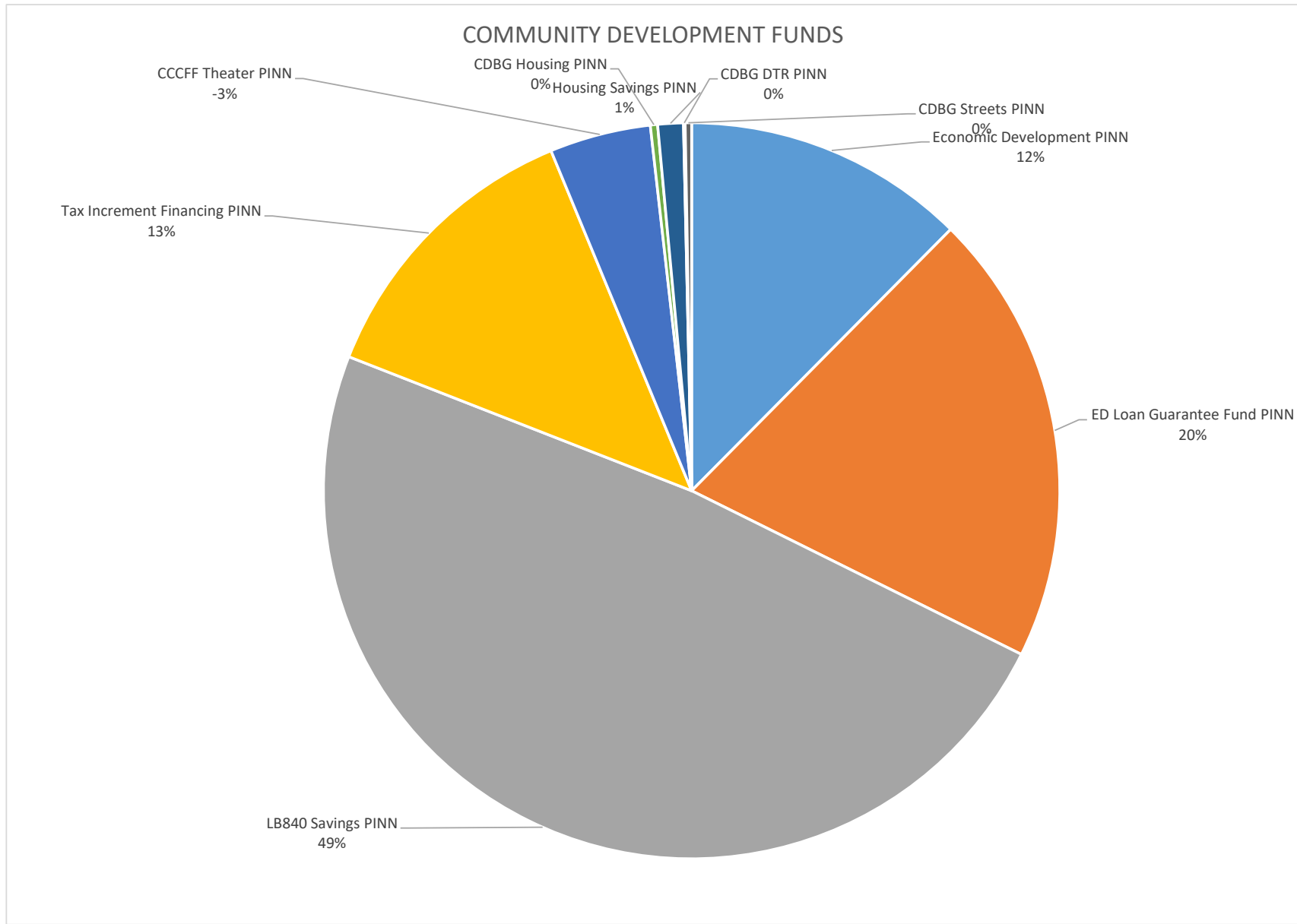


City of Crete
Treasurer's Report

CULTURAL AND RECREATION FUNDS

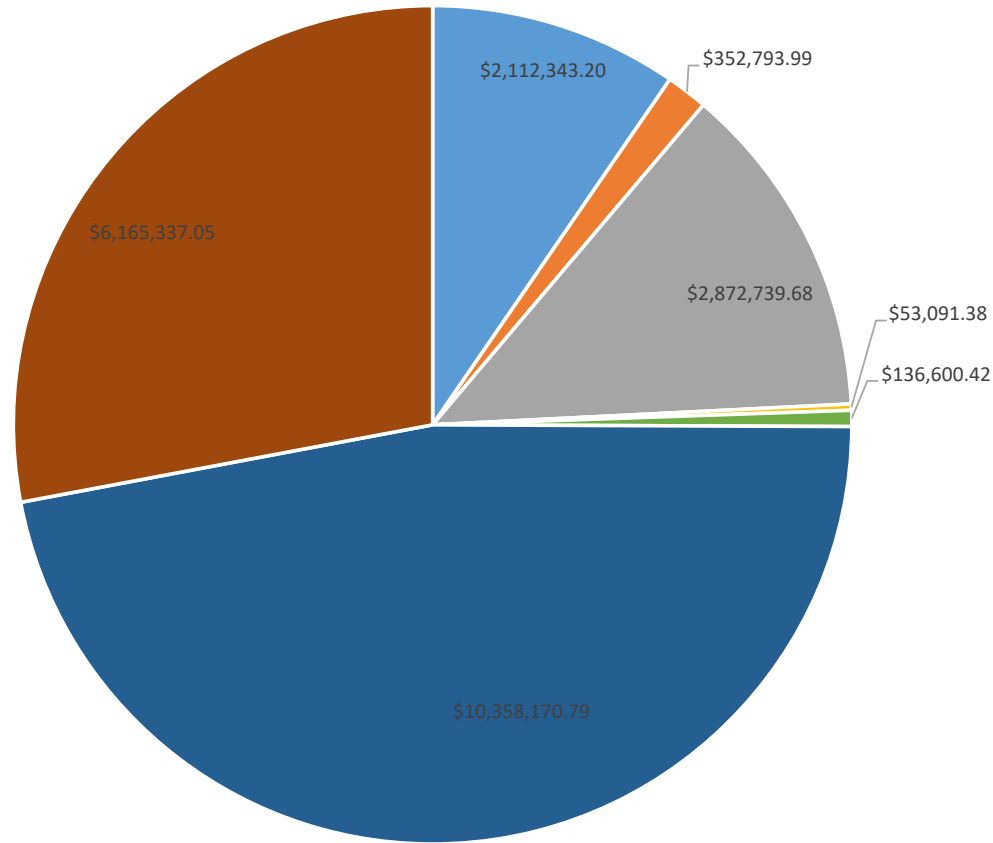


City of Crete
Treasurer's Report



**City of Crete
Treasurer's Report**

Financial Institution Distribution



- Nebraska Class 38.21%
- XBP Utah 6.38%
- WELLS FARGO Lincoln 51.97%
- NPAIT 0.29%
- NPAIT 4.18%
- UBT Crete 2.47%
- PINNACLE Crete 187.39%
- CITY BANK Crete 111.54%

LOCAL	301.40%
NON-LOCAL	96.85%