

FY2027 Annual Budget

Presentation to the
Finance, Facilities, and Administration Committee

May 21st, 2026

University of Houston System

FY2027 Proposed Operating and Capital Budget

(\$ in Millions)

		2027 Proposed	2026 Budgeted	\$ Chng	% Chng
University of Houston	Operating	1,735.4	1,619.4	116.0	7.2
	Capital	<u>374.5</u>	<u>470.6</u>	<u>-96.1</u>	<u>-20.4</u>
	Total University of Houston	2,109.9	2,090.0	19.9	1.0
UH Clear Lake	Operating	166.8	162.9	3.9	2.4
	Capital	<u>54.0</u>	<u>50.3</u>	<u>3.7</u>	<u>7.3</u>
	Total UH Clear Lake	220.8	213.2	7.6	3.5
UH Downtown	Operating	239.7	246.9	-7.2	-2.9
	Capital	<u>18.5</u>	<u>12.4</u>	<u>6.2</u>	<u>49.8</u>
	Total UH Downtown	258.2	259.3	-1.0	-0.4
UH System Admin.	Operating	85.3	85.0	0.3	0.4
	Capital	<u>0.0</u>	<u>0.0</u>	<u>0.0</u>	<u>0.0</u>
	Total UH System Admin.	85.3	85.0	0.3	0.4
UH System	Operating	2,227.2	2,114.2	113.0	5.3
	Capital	<u>447.0</u>	<u>533.3</u>	<u>-86.3</u>	<u>-16.2</u>
	Total UH System	2,674.2	2,647.5	26.7	1.0

University of Houston System

Budgeted Operating Revenue by University

(\$ in Millions)

	UH	UHCL	UHD	UHSA	FY27 Total	FY26 Total	\$ Chng	% Chng
State Approp.	346.0	43.3	42.3	70.5	502.1	513.0	-10.9	-2.1
Higher Ed. Funds	76.5	10.0	14.1	0.0	100.6	100.6	0.0	0.0
Tuition/Fees	596.8	68.2	109.3	0.0	774.3	758.9	15.4	2.0
Other Operating	275.7	14.4	8.5	12.0	310.6	310.0	0.6	0.2
Contracts/Grants	352.5	29.0	61.0	0.0	442.5	336.0	106.5	31.7
Endowment/Gifts	<u>87.9</u>	<u>1.9</u>	<u>4.5</u>	<u>2.8</u>	<u>97.1</u>	<u>95.7</u>	<u>1.3</u>	<u>1.4</u>
Total	1,735.4	166.8	239.7	85.3	2,227.2	2,114.2	113.0	5.3

University of Houston System

Budgeted Operating Expenditures by University

(\$ in Millions)

	UH	UHCL	UHD	UHSA	FY27 Total	FY26 Total	\$ Chng	% Chng
Salaries	745.8	74.3	92.4	19.3	931.8	886.6	45.2	5.1
Benefits	161.7	20.5	28.3	2.9	213.4	202.3	11.1	5.5
Maint. & Ops.	433.1	33.2	40.5	4.2	511.0	485.2	25.8	5.3
Debt Service	98.7	5.2	5.2	57.4	166.4	161.6	4.9	3.0
Utilities	29.2	2.0	2.3	0.0	33.5	33.0	0.5	1.6
Scholarships	<u>266.9</u>	<u>31.6</u>	<u>71.0</u>	<u>1.5</u>	<u>371.0</u>	<u>345.5</u>	<u>25.5</u>	<u>7.4</u>
Total	1,735.4	166.8	239.7	85.3	2,227.2	2,114.2	113.0	5.3

University of Houston System

FY2027 Proposed Capital Budget By University

(\$ in Millions)

	FY2027	FY2026	\$ Chng
University of Houston	374.5	470.6	-96.1
UH Clear Lake	54.0	50.3	3.7
UH Downtown	<u>18.5</u>	<u>12.4</u>	<u>6.2</u>
Total	447.0	533.3	-86.3

University of Houston System

FY2027 Capital Construction Planned Expenditures

(Whole dollars)

UH Capital Projects FY2027	
Description	FY2027
Innovation Hub	40,000,000
New Hobby School of Public Affairs	27,000,000
CMP - Gateways and Landscape Enhancements	15,000,000
CMP - Cullen Blvd Improvements	216,116
New Medical Research Facility	50,485,261
New Dining Commons	50,000,000
RAD - Phase II Buildout	2,409,695
New Freshman Student Housing	80,000,000
Agrawal Shell Space Build Out	11,248,715
Core Renovation - Science and Research 1	2,107,526
Life Sciences Renovations - TMC Building	5,662,372
Research Core Initiative	5,000,000
Agnes Arnold Renovation	24,357,886
Student Center North Expansion	30,000,000
CRDM (Capital Renewal Deferred Maintenance)	31,000,000
Total	374,487,571

FY2027 planned expenditures of \$446.9M represents 35.5% of the \$1.3B total cost of the projects.

These projects are primarily funded from state funds and gifts.

UH Clear Lake Capital Projects FY2027	
Description	FY2027
Central Services Emergency Generator	500,000
Parking Lot/Roadway Maintenance	200,000
Other Infrastructure Upgrades	500,000
Water Fountain Maintenance	15,000
Bayou Renovations	49,022,833
Delta Roof	1,000,000
SSCB Renovations	400,000
Stem Aerospace	2,200,000
NOA I Demo	100,000
NOA II renovations	10,000
Total	53,947,833

UH Downtown Capital Projects FY2027	
Description	FY2027
Gator Expansion Project-Girard Street Building	693,292
Gator Expansion Project-Student Life Ctr & One Main Bldg	14,838,173
Capital Renewal/Capital Improvements	3,008,500
Total	18,539,965

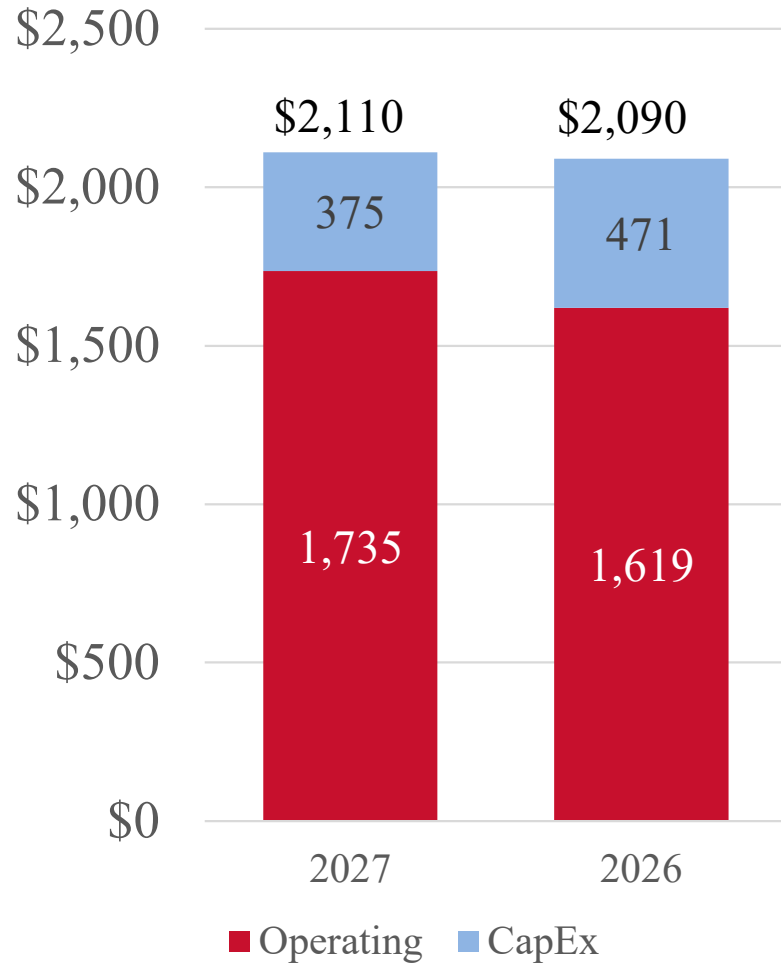
Total University of Houston System	446,975,369
---	--------------------

System Capital Projects Allocation	
Campus	% of Total
University of Houston	83.8%
UH Clear Lake	12.1%
UH Downtown	4.1%
Total	100.0%

University of Houston

FY2027 Budget Summary

(\$ in Millions)

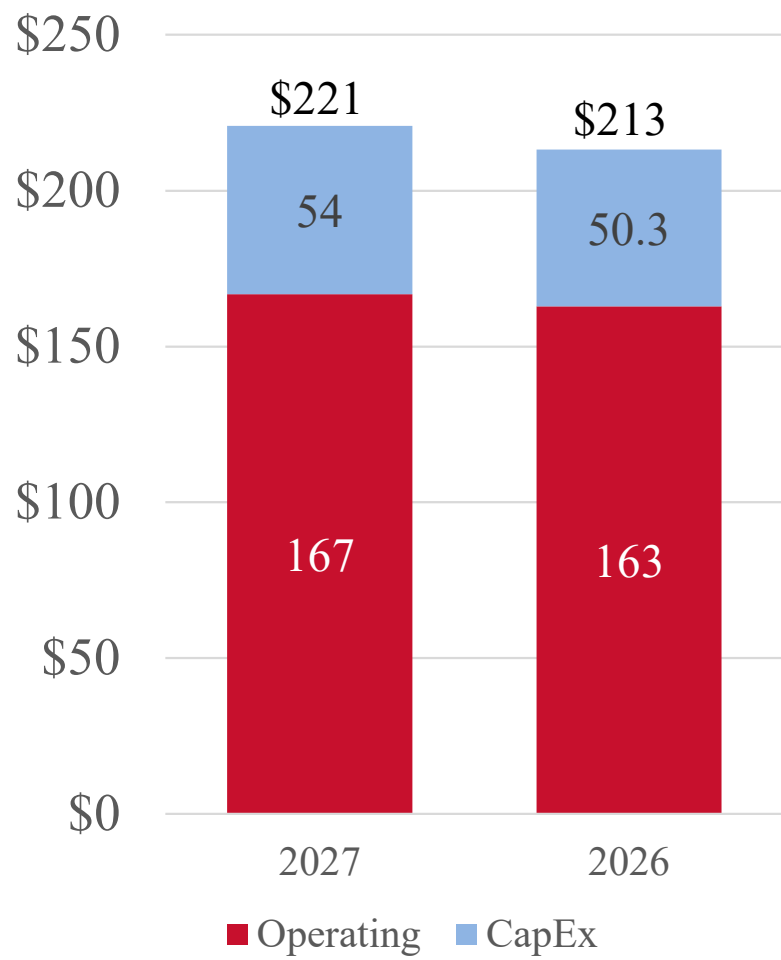


Budget Highlights
<ul style="list-style-type: none">• Academic Initiatives• Faculty and staff merit pool• Graduate Assistant health benefits• Presidential Frontier Faculty• Financial Aid• Classroom refresh and technology• Deferred maintenance• Campus Operations

University of Houston Clear Lake

FY2027 Budget Summary

(\$ in Millions)

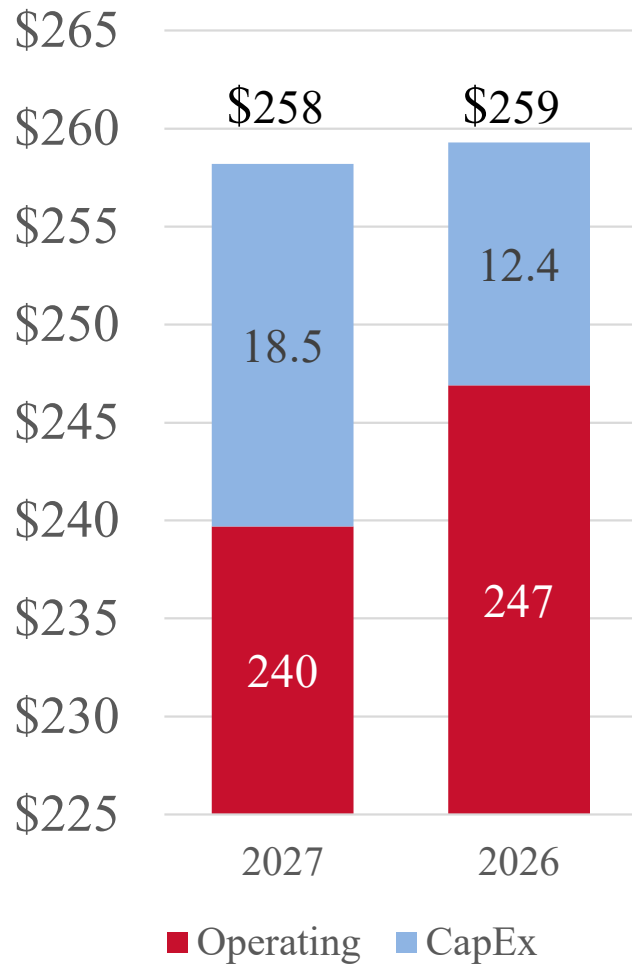


Budget Highlights
<ul style="list-style-type: none">• Balanced budget• Strategic reallocations• Faculty and staff merit pool• Classrooms and laboratories• Deferred maintenance

University of Houston Downtown

FY2027 Budget Summary

(\$ in Millions)



Budget Highlights
<ul style="list-style-type: none">• Balanced budget• Strategic reallocations• Faculty and staff merit pool• Classroom and laboratories• Deferred maintenance

University of Houston System FY2027 Budget

Questions?

University of Houston System FY2027 Budget

Summary by University

University of Houston

Budgeted Operating Revenue by Category

(\$ in Millions)

	FY2027 Proposed	FY2026 Budgeted	\$ Chng	% Chng
State Appropriations	346.0	357.4	-11.4	-3.2
Higher Ed. Funds	76.5	76.5	0.0	0.0
Tuition & Fees	596.8	581.8	15.0	2.6
Other Operating	275.7	267.6	8.1	3.0
Contracts/Grants	352.5	249.6	102.9	41.2
Endowment/Gifts	<u>87.9</u>	<u>86.5</u>	<u>1.4</u>	<u>1.7</u>
Total	1,735.4	1,619.4	116.0	7.2

University of Houston

Budgeted Operating Expenditures by Category

(\$ in Millions)

	FY2027 Proposed	FY2026 Budgeted	\$ Chng	% Chng
Salaries	745.8	702.2	43.6	6.2
Benefits	161.7	154.3	7.4	4.8
Maint. & Ops.	433.1	396.2	36.9	9.3
Debt Service	98.7	92.8	5.9	6.3
Utilities	29.2	28.5	0.7	2.4
Scholarships	<u>266.9</u>	<u>245.4</u>	<u>21.5</u>	<u>8.8</u>
Total	1,735.4	1,619.4	116.0	7.2

University of Houston

FY2027 Budgeted CapEx Spending

	Project to Date (1)	FY2027	Future Year	Total Project
		Budget	Budgets	Budget
New Construction				
UH Sugar Land Academic Building	\$ 65,236,396	\$ -	\$ -	\$ 65,236,396
Innovation Hub	31,032,307	40,000,000	10,617,693	81,650,000
New Hobby School of Public Affairs	16,412,806	27,000,000	8,343,994	51,756,800
Football Operations Facility	130,305,000	-	-	130,305,000
CMP - Gateways and Landscape Enhancements	29,141,905	15,000,000	8,117,240	52,259,145
CMP - Cullen Blvd. Improvements	6,308,884	216,116	-	6,525,000
CMP - Lighting and Security Upgrade Phase II	14,642,403	-	-	14,642,403
New Medical Research Facility	19,736,606	50,485,261	13,975,244	84,197,111
New Dining Commons	13,911,735	50,000,000	3,088,265	67,000,000
RAD - Phase II Buildout	1,590,305	2,409,695	-	4,000,000
New Freshman Student Housing	81,494,789	80,000,000	5,573,347	167,068,136
Agrawal Shell Space Build Out	2,966,935	11,248,715	20,784,350	35,000,000
Subtotal New Construction	\$ 412,780,072	\$ 276,359,787	\$ 70,500,132	\$ 759,639,991
Major Repair and Rehabilitation				
Core Renovations - SERC HVAC	\$ 15,960,354	\$ -	\$ -	\$ 15,960,354
Core Renovation - Science and Research 1	30,142,474	2,107,526	-	32,250,000
Core Renovation - Charles F. McElhinney	30,507,603	-	-	30,507,603
Life Sciences Renovations - TMC Building	25,698,244	5,662,372	-	31,360,616
Research Core Initiative	10,041,120	5,000,000	7,538,880	22,580,000
Agnes Arnold Renovation	36,211,689	24,357,886	-	60,569,575
Guy V. Lewis Renovations	5,100,000	-	-	5,100,000
Wilhelmina's Grove	5,000,000	-	-	5,000,000
Technology Building Renovations	5,830,001	-	-	5,830,001
Student Center North Expansion	2,971,367	30,000,000	10,528,633	43,500,000
Projects Budgeted Annually				
CRDM (Capital Renewal Deferred Maintenance)	31,000,000	31,000,000	31,000,000	93,000,000
Subtotal Major Repairs & Rehabilitation	\$ 198,462,852	\$ 98,127,784	\$ 49,067,513	\$ 345,658,149
Total	\$ 611,242,924	\$ 374,487,571	\$ 119,567,645	\$ 1,105,298,141

(1) Project expenditures to date, estimated through August 31, 2026
After FY2027, remaining spend for projects is 10.8%

University of Houston Clear Lake

Budgeted Operating Revenue by Category

(\$ in Millions)

	FY2027 Proposed	FY2026 Budgeted	\$ Chng	% Chng
State Appropriations	43.3	43.2	0.1	0.3
Higher Ed. Funds	10.0	10.0	0.0	0.0
Tuition & Fees	68.2	68.5	-0.3	-0.5
Other Operating	14.4	17.8	-3.4	-19.1
Contracts/Grants	29.0	21.8	7.2	33.0
Endowment/Gifts	<u>1.9</u>	<u>1.6</u>	<u>0.3</u>	<u>18.2</u>
Total	166.8	162.9	3.9	2.4

University of Houston Clear Lake

Budgeted Operating Expenditures by Category

(\$ in Millions)

	FY2027 Proposed	FY2026 Budgeted	\$ Chng	% Chng
Salaries	74.3	72.2	2.1	3.0
Benefits	20.5	16.8	3.6	21.5
Maint. & Ops.	33.2	38.5	-5.3	-13.8
Debt Service	5.2	6.0	-0.8	-13.4
Utilities	2.0	2.2	-0.1	-5.2
Scholarships	<u>31.6</u>	<u>27.2</u>	<u>4.4</u>	<u>16.1</u>
Total	166.8	162.9	3.9	2.4

University of Houston Clear Lake FY2027 Budgeted CapEx Spending

	Project to Date (1)	FY2027 Budget	Future Year Budgets	Total Project Budget
Major Repair and Rehabilitation				
Capital Renewal Deferred Maintenance	\$ 2,490,026	\$ -	\$ -	\$ 2,490,026
Parking Lot/Roadway Maintenance	206,098	200,000	50,000	456,098
Other Infrastructure Upgrades	286,719	500,000	150,000	936,719
Bayou Renovations	16,627,167	49,022,833	25,900,000	91,550,000
Delta Roof	-	1,000,000	50,000	1,050,000
SSCB Renovations	21,274	400,000	10,000	431,274
Stem Aerospace	-	2,200,000	5,020,000	7,220,000
NOA II renovations	20,000	10,000	5,000	35,000
Provost And Student Affairs	35,027	-	-	35,027
Recreation & Wellness Center	8,022	-	-	8,022
Texas Medical Center	2,009,477	-	-	2,009,477
Water Fountain Maintenance	16,803	15,000	50,000	81,803
Central Services Emergency Generator	-	500,000	-	500,000
NOA I DEMO	-	100,000	-	100,000
Subtotal Major Repairs & Rehabilitation	\$ 21,720,613	\$ 53,947,833	\$ 31,235,000	\$ 106,903,446
Total	\$ 21,720,613	\$ 53,947,833	\$ 31,235,000	\$ 106,903,446

(1) Project expenditures to date, estimated through August 31, 2026

After FY2027, remaining spend for projects is 29.2%

University of Houston Downtown

Budgeted Operating Revenue by Category

(\$ in Millions)

	FY2027 Proposed	FY2026 Budgeted	\$ Chng	% Chng
State Appropriations	42.3	41.9	0.4	0.9
Higher Ed. Funds	14.1	14.1	0.0	0.0
Tuition & Fees	109.3	108.6	0.8	0.7
Other Operating	8.5	12.9	-4.4	-33.8
Contracts/Grants	61.0	64.5	-3.5	-5.4
Endowment/Gifts	<u>4.5</u>	<u>4.9</u>	<u>-0.5</u>	<u>-9.5</u>
Total	239.7	246.9	-7.2	-2.9

University of Houston Downtown

Budgeted Operating Expenditures by Category

(\$ in Millions)

	FY2027 Proposed	FY2026 Budgeted	\$ Chng	% Chng
Salaries	92.4	93.1	-0.6	-0.7
Benefits	28.3	28.3	0.0	-0.2
Maint. & Ops.	40.5	46.3	-5.8	-12.6
Debt Service	5.2	5.4	-0.2	-4.6
Utilities	2.3	2.3	0.0	0.0
Scholarships	<u>71.0</u>	<u>71.5</u>	<u>-0.5</u>	<u>-0.7</u>
Total	239.7	246.9	-7.2	-2.9

University of Houston Downtown FY2027 Budgeted CapEx Spending

	Project to Date (1)	FY2027 Budget	Future Year Budgets	Total Project Budget
New Construction				
Gator Expansion Project-GSB (Phase 2)	\$ 2,900,888	\$ 693,292	\$ 11,405,820	\$ 15,000,000
Subtotal New Construction	\$ 2,900,888	\$ 693,292	\$ 11,405,820	\$ 15,000,000
Major Repair and Rehabilitation				
Gator Expansion Project-SLC & OMB (Phase 1)	\$ 13,947,439	\$ 14,838,173	\$ -	\$ 28,785,612
Gator Expansion Project-SLC & OMB (Phase 3)	-	-	1,137,221	1,137,221
Projects Budgeted Annually				
Capital Renewal/Capital Improvements	-	3,008,500	-	3,008,500
Subtotal Major Repairs & Rehabilitation	\$ 13,947,439	\$ 17,846,673	\$ 1,137,221	\$ 32,931,333
Total	\$ 16,848,327	\$ 18,539,965	\$ 12,543,041	\$ 47,931,333

(1) Project expenditures to date, estimated through August 31, 2026

After FY2027, remaining spend for projects is 26.2%

University of Houston System Admin.

Budgeted Operating Revenue by Category

(\$ in Millions)

	FY2027 Proposed	FY2026 Budgeted	\$ Chng	% Chng
State Appropriations	70.5	70.5	0.0	0.0
Higher Ed. Funds	0.0	0.0	0.0	0.0
Tuition & Fees	0.0	0.0	0.0	0.0
Other Operating	12.0	11.8	0.2	2.1
Contracts/Grants	0.0	0.0	0.0	0.0
Endowment/Gifts	<u>2.8</u>	<u>2.7</u>	<u>0.1</u>	<u>2.1</u>
Total	85.3	85.0	0.3	0.4

University of Houston System Admin.

Budgeted Operating Expenditures by Category

(\$ in Millions)

	FY2027 Proposed	FY2026 Budgeted	\$ Chng	% Chng
Salaries	19.3	19.2	0.1	0.6
Benefits	2.9	2.8	0.1	4.2
Maint. & Ops.	4.2	4.1	0.1	1.6
Debt Service	57.4	57.4	0.0	0.1
Utilities	0.0	0.0	0.0	0.0
Scholarships	<u>1.5</u>	<u>1.5</u>	<u>0.0</u>	<u>0.0</u>
Total	85.3	85.0	0.3	0.4